



## Introduction

- Rate reduction is a popular management strategy in treatment of hypokinetic dysarthria (Yorkston et al., 2007).
- However, not all speakers with dysarthria exhibit improved speech intelligibility when slowing rate (Tjaden et al., 2014).
- Research on the effects of rate changes on stability of sentence-length speech motor movements in dysarthria is sparse and contradictory, with findings of:
  - increased variability at *slow* rate (Kleinow et al., 2001).
  - increased variability at *fast* rate (McHenry, 2003).
- Most speech variability research is based on *kinematic* data, but new techniques enable the assessment of variability of *acoustic* properties as an indirect measure of speech movement stability (Anderson et al., 2008).

### Purpose

Investigate effect of rate changes on measures of sentence-level acoustic variability in dysarthria, and evaluate possible relationships between acoustic variability measures and intelligibility in dysarthria.

## Methods

### Participants

- 23 speakers with PD and mild-moderate *hypokinetic dysarthria* (HD)
  - 18 male, 5 female, age 40-81, M = 66.6, SD = 10.6
- 9 speakers with various neurological diseases and mild-severe *ataxic / ataxic-spastic dysarthria* (AD)
  - 6 male, 3 female, age 37-70, M=57.4, SD=13.9
- 27 age-matched control speakers (CON)
  - 16 male, 11 female, age 35-80, M=57.4, SD=13.9

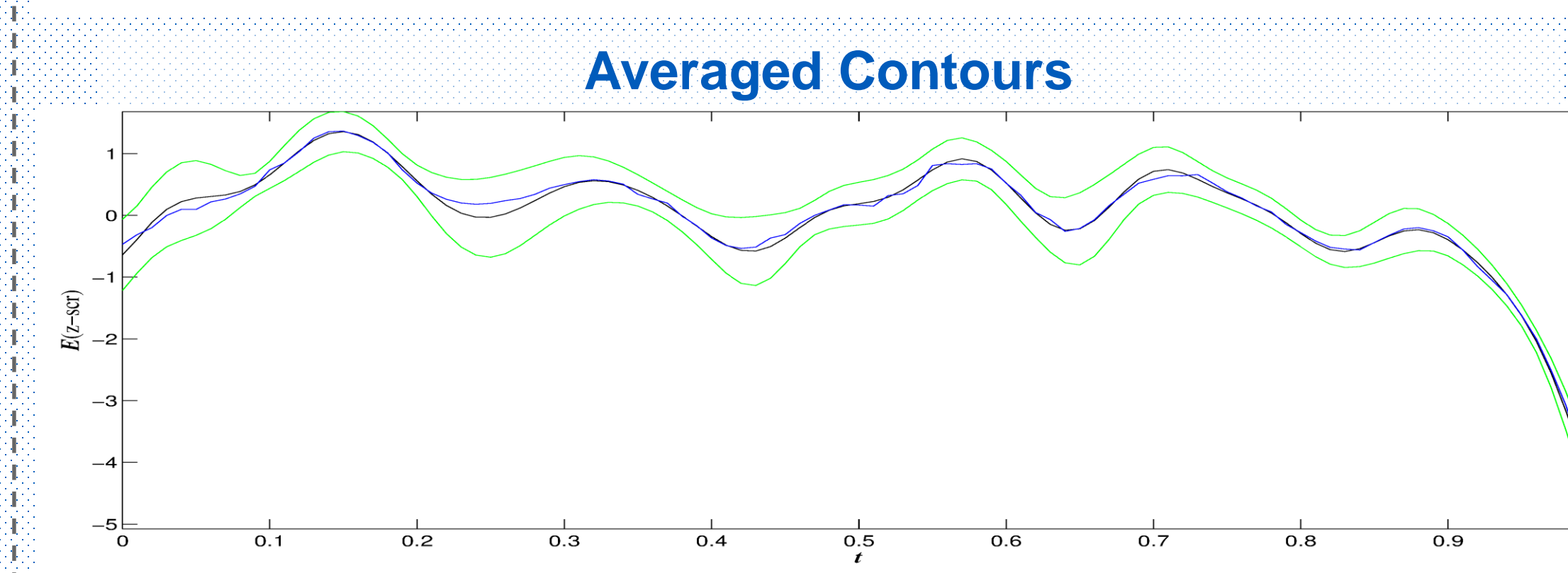
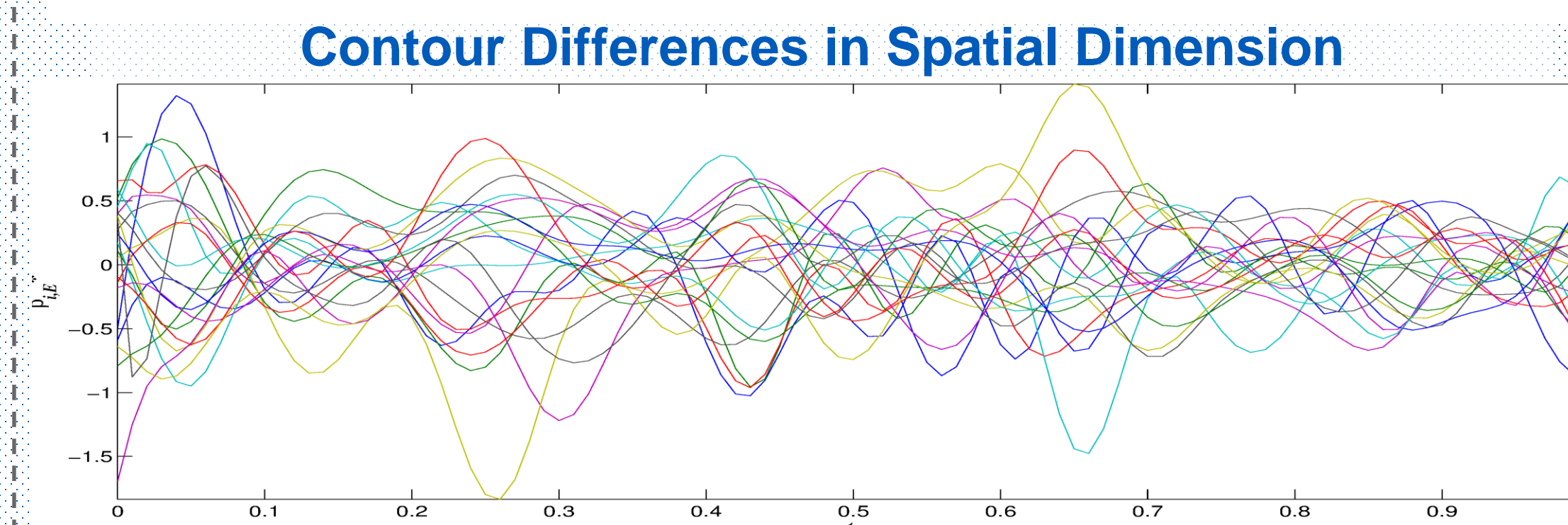
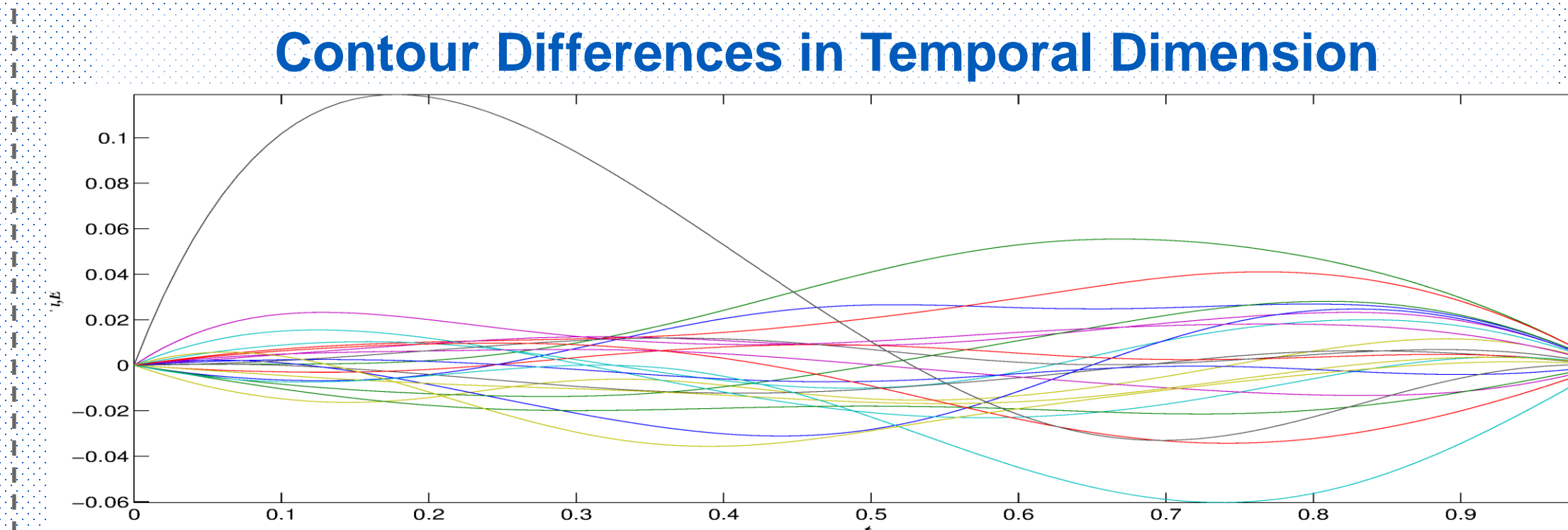
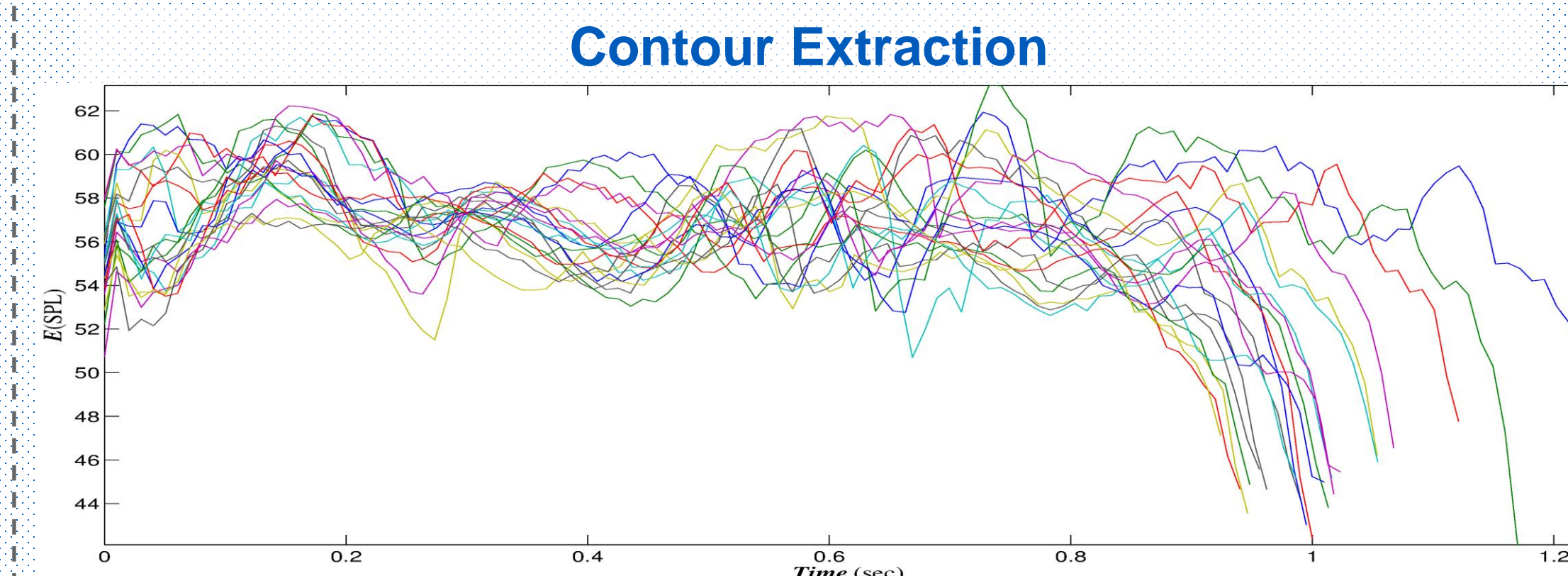
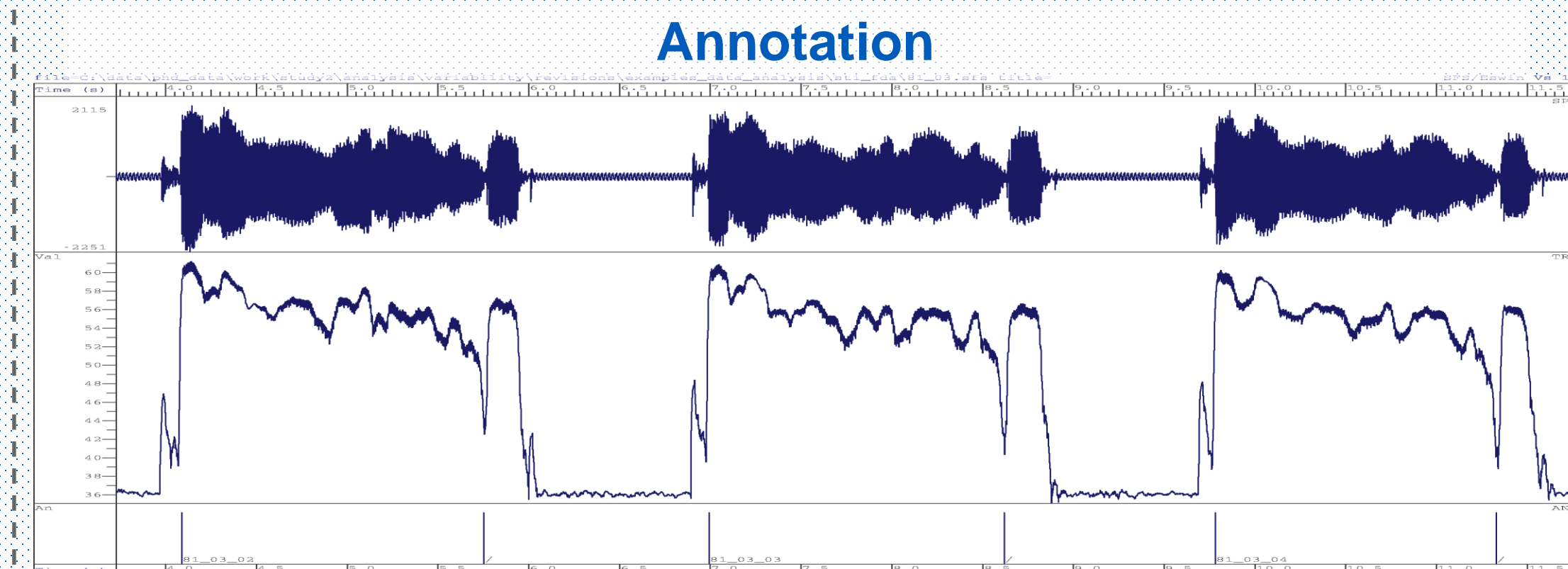
### Speech Tasks: Variability Measures

- Repeat the phrase "Tony knew you were lying in bed" as similar as possible, around 20 times
- Three speaking conditions:
  - Habitual speech rate (Hab)
  - Slow speech rate
  - Fast speech rate
- Acoustic properties of interest:
  - Sound pressure level (SPL)
  - Fundamental Frequency (F0)
  - First Formant (F1)
- Measures extracted with Functional Data Analysis:
  - Spatial Variability
  - Temporal Variability

### Speech Tasks: Intelligibility Measures

- Engage in a monologue.
- Perceptual judgements (Likert-scaled ratings of intelligibility and listening effort) by 15 undergraduate SLP students; some experience in listening to dysarthric speech

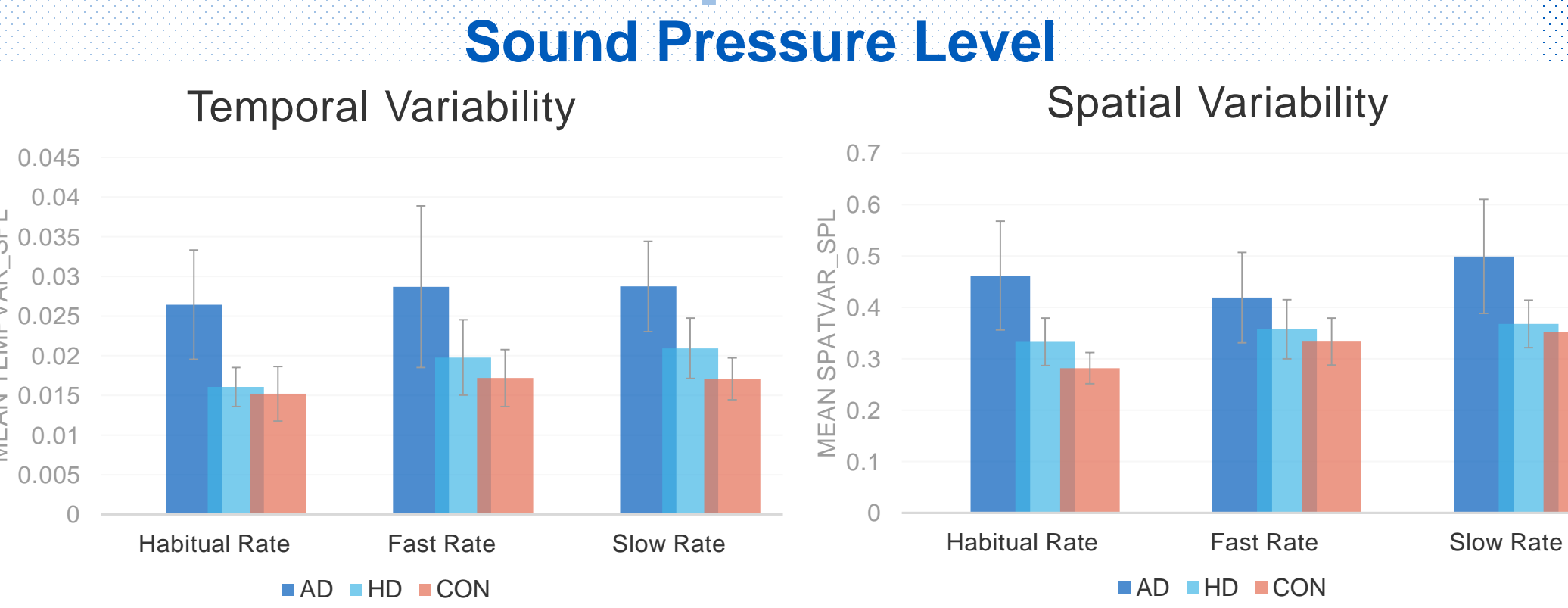
## Data Analysis (example: SPL contours)



### Statistical Analysis:

- Group and Task comparisons:
  - Linear Mixed Model analyses
  - Group and Task as fixed factors
  - Subject as random factor
  - Sentence duration as covariate
- Correlations between variability and intelligibility:
  - Linear Regression

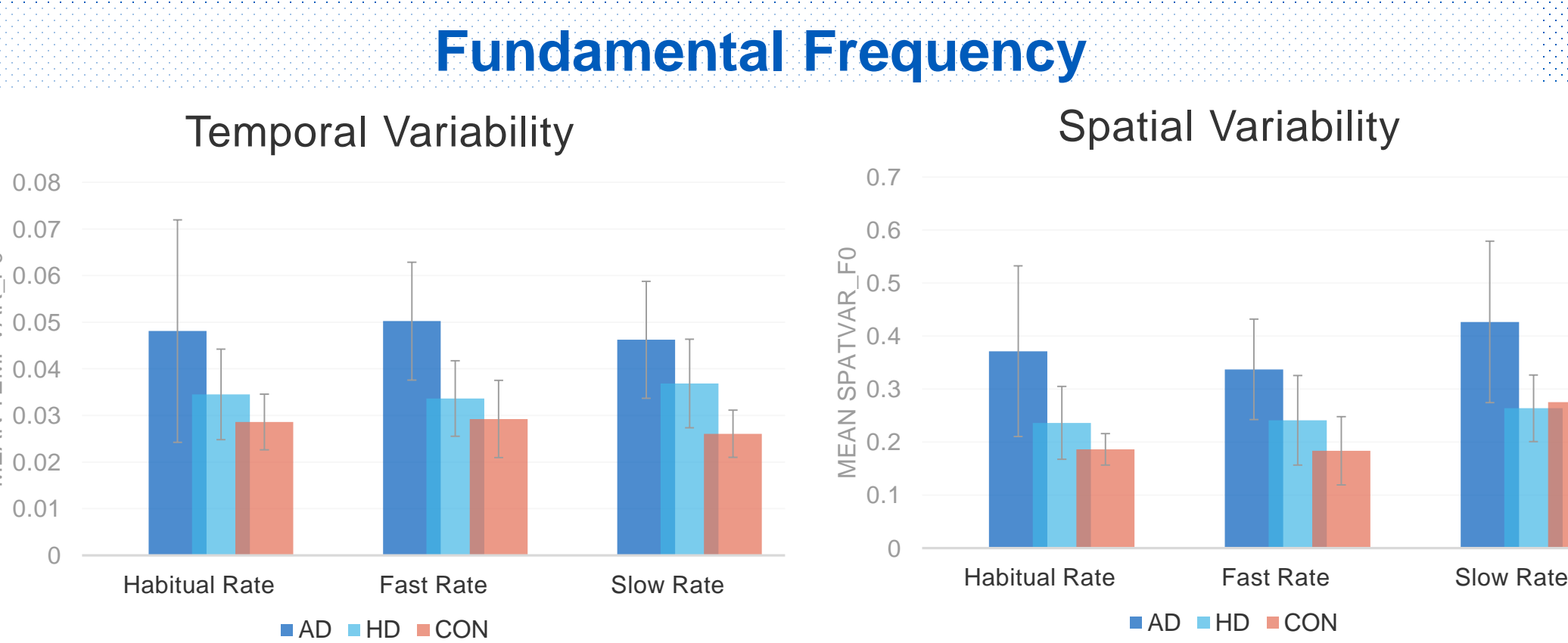
## Results: Groups & Tasks



**Overall:**  
AD > HD ≈ CON

**Group comparisons:**  
Hab, Slow, Fast: AD > HD ≈ CON

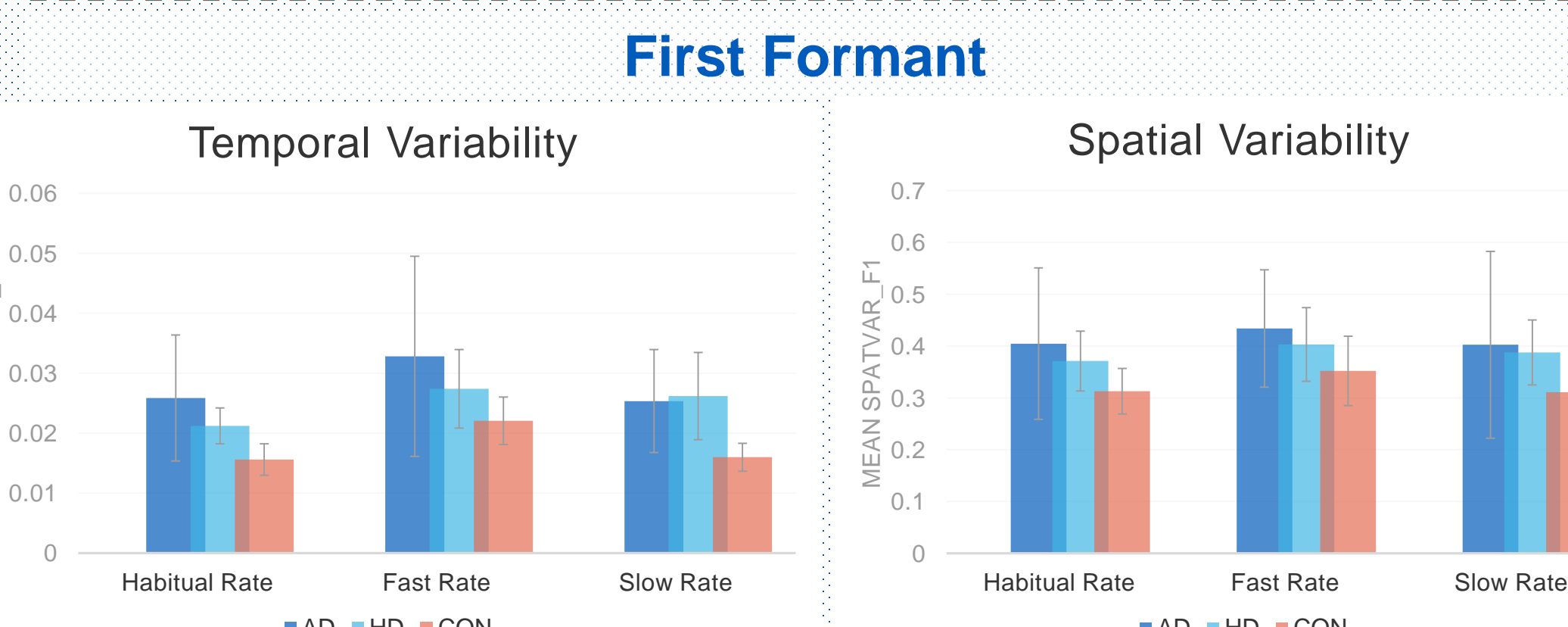
**Task comparisons:**  
AD: Hab ≈ Slow ≈ Fast  
HD: Slow ≈ Fast > Hab  
CON: Hab ≈ Slow ≈ Fast



**Overall:**  
AD > HD ≈ CON

**Group comparisons:**  
Hab, Slow: AD > HD ≈ CON  
Fast: AD > CON

**Task comparisons:**  
AD: Slow > Hab ≈ Fast  
HD: Hab ≈ Slow ≈ Fast  
CON: Slow > Hab ≈ Fast



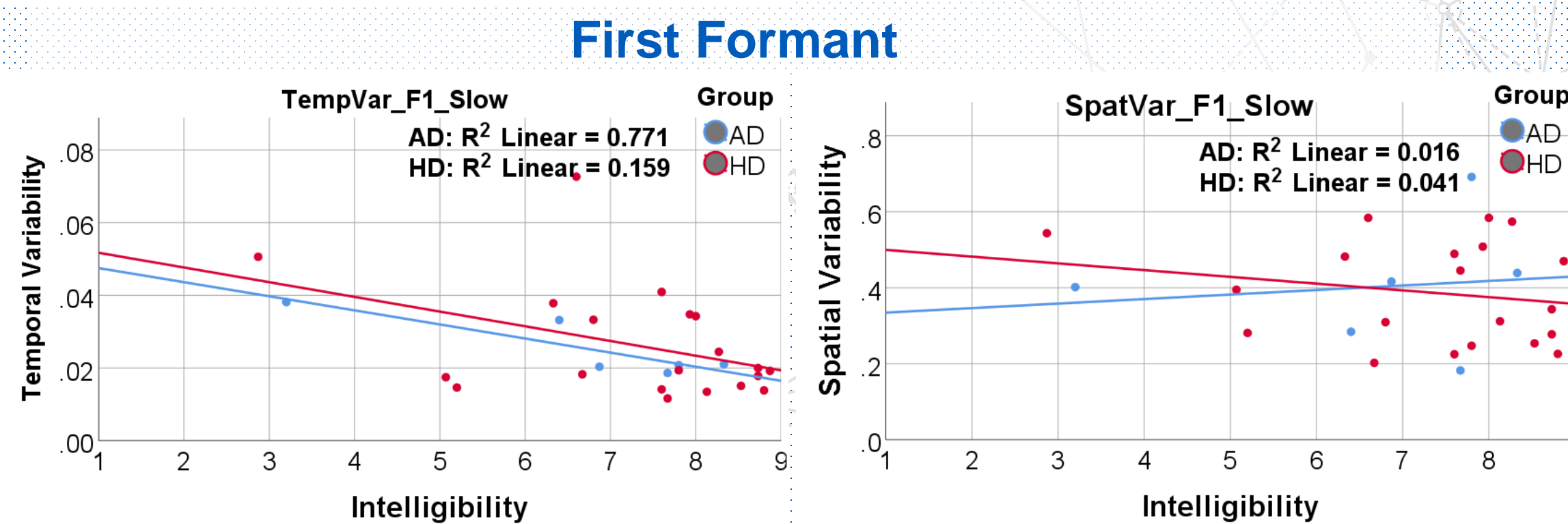
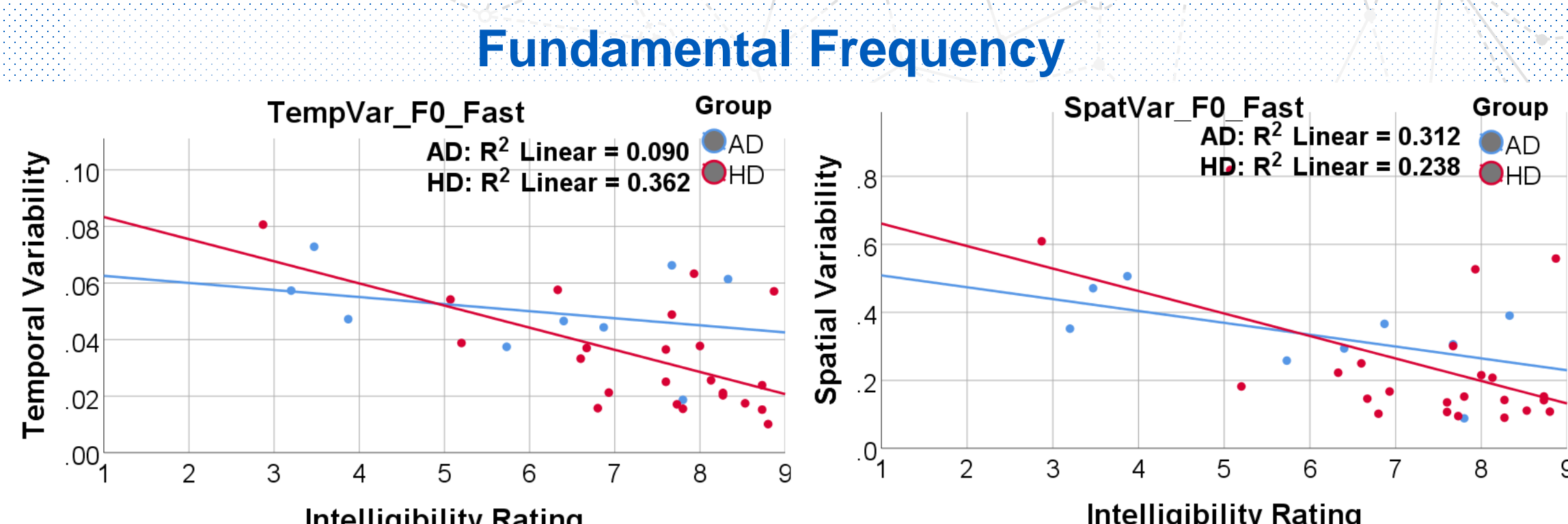
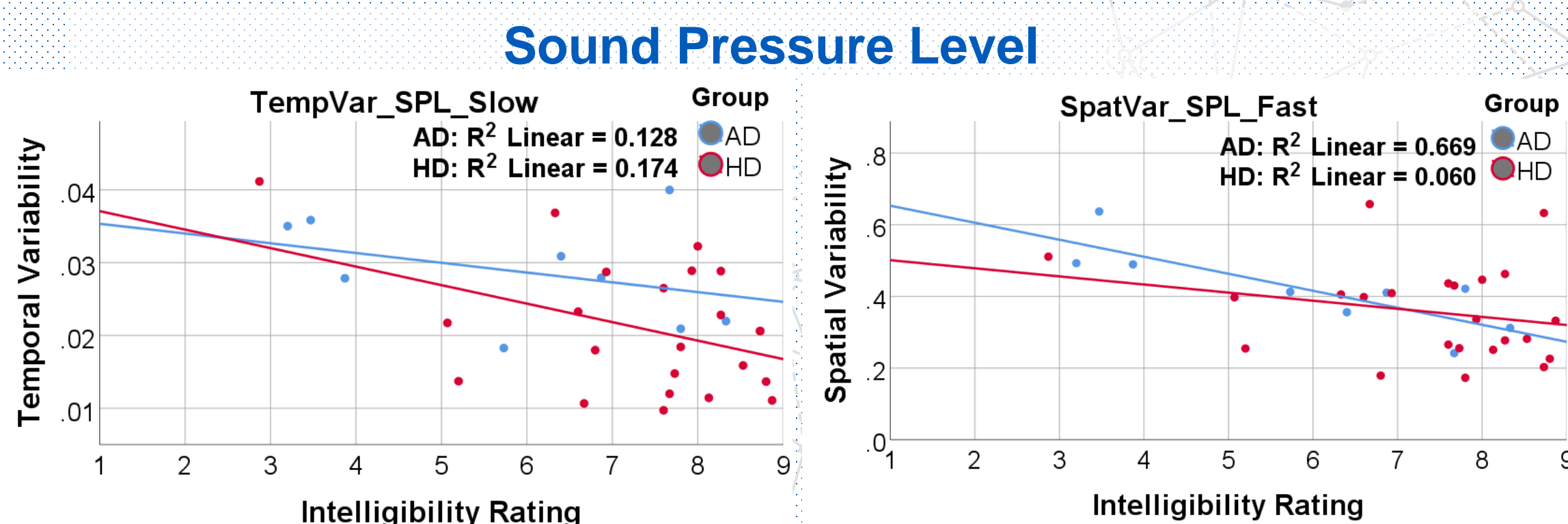
**Overall:**  
AD ≈ HD > CON

**Group comparisons:**  
Hab: AD ≈ HD ≈ CON  
Slow: HD > CON  
Fast: AD > CON

**Task comparisons:**  
AD, CON: Fast > Hab ≈ Slow  
HD: FAST ≈ Slow > Hab

## Results: Correlation Results

The strongest differentiating variability measures were used for further correlational analysis with intelligibility measures.



## Summary & Conclusion

- Variability generally higher in dysarthria compared to controls
- Higher severity in AD group reflected in higher variability
- Rate differences dependent on group, task, speech parameter under investigation. Trends:
  - Deviating from habitual rate increases variability
  - AD: slow rate more impact on variability
- Increased variability correlated with lower intelligibility ratings; shows potential as acoustic measure of severity
- Group differences of variability not always reflected in significant intelligibility-variability correlations
- Complicated relationship acoustic variability - intelligibility; associations largely dependent on dysarthria type and speech parameter

## References

- Yorkston, K. M., Hakel, M., Beukelman, D. R., & Fager, S. (2007). Evidence for effectiveness of treatment of loudness, rate, or prosody in dysarthria: A systematic review. *Journal of Medical Speech-Language Pathology*, 15(2), 11-36.
- Tjaden, K., Sussman, J. E., & Wilding, G. E. (2014). Impact of clear, loud, and slow speech on scaled intelligibility and speech severity in Parkinson's disease and multiple sclerosis. *Journal of Speech, Language, and Hearing Research*, 57(3), 779-792.
- Kleinow, J., Smith, A., & Ramig, L. O. (2001). Speech Motor Stability in IPD Effects of Rate and Loudness Manipulations. *Journal of Speech, Language and Hearing Research*, 44(5), 1041-1051.
- McHenry, M. A. (2003). The Effect of Pacing Strategies on the Variability of Speech Movement Sequences in Dysarthria. *Journal of Speech, Language and Hearing Research*, 46(3), 702-710.
- Anderson, A., Lowit, A., & Howell, P. (2008). Temporal and spatial variability in speakers with Parkinson's disease and Friedreich's ataxia. *Journal of medical speech-language pathology*, 16(4), 173.

Funding: The Scottish Funding Council (Ph.D. Scholarship) & NIH-NIDCD R01DC004689 (PI: Tjaden)