

Accepted Manuscript

Mood and learning in navigation-based serious games

N. Nazrina M. Nazry, Daniela M. Romano

PII: S0747-5632(17)30197-8

DOI: [10.1016/j.chb.2017.03.040](https://doi.org/10.1016/j.chb.2017.03.040)

Reference: CHB 4865

To appear in: *Computers in Human Behavior*


Received Date: 17 November 2016

Revised Date: 3 March 2017

Accepted Date: 18 March 2017

Please cite this article as: M. Nazry N.N. & Romano D.M., Mood and learning in navigation-based serious games, *Computers in Human Behavior* (2017), doi: 10.1016/j.chb.2017.03.040.

This is a PDF file of an unedited manuscript that has been accepted for publication. As a service to our customers we are providing this early version of the manuscript. The manuscript will undergo copyediting, typesetting, and review of the resulting proof before it is published in its final form. Please note that during the production process errors may be discovered which could affect the content, and all legal disclaimers that apply to the journal pertain.



Mood and Learning in Navigation-based Serious Games

N.Nazrina M.Nazry ^{a,*} and Daniela M. Romano ^b

^a Department of Computer Science, The University of Sheffield, Regent Court, 211 Portobello, Sheffield S1 4DP, UK

^b The Department of Computer Science, Edge Hill University, St Helens Road, Ormskirk, Lancashire L39 4QP, UK

* Corresponding author.

E-mail addresses: nazrina.nazry@sheffield.ac.uk (N.Nazrina M.Nazry),
daniela.romano@edgehill.ac.uk (Daniela M. Romano).

Abstract

Games are played for entertainment and have the ability to stimulate a variety of moods during gameplay, including happiness. Serious or applied games are created and used to serve a purpose rather than purely for entertainment. The relationship between mood and task efficiency has been investigated in psychology with contrasting results, and it also appears that there is a relationship between mood and learning. Players' mood and learning efficiency as a consequence of playing two serious games involving navigation in a virtual environment as the main action of gameplay, but with different learning objectives, have been investigated. The first game trained players to perform a religious ritual, while the second taught the route to a real world destination. The pre- and post-gameplay mood of 52 players were noted. It was found that both serious games helped the players develop a pleasant overall mood and significantly increased the self-reported happiness score in the post-questionnaire. It was also found that players who felt happier spent more time learning and that women performed better when they were happier. Also, younger learners tend to obtain a higher learning performance score than other age categories.

Keywords: Mood, Gameplay, Serious game, Applied game, Navigation, Learning

1. Introduction

Serious or applied games are usually designed to fulfil a set of targeted learning objectives or to design an engaging environment that provides skills development and behavioural transformations (Boyle, Connolly, & Hainey, 2011) for which they have been created. A considerable amount of interest has also been shown in the investigation of further outcomes of gameplay that can inform and improve society. For example, in order to win a game, students learned to code their own programs (Muratet, Torguet, Jessel, & Viallet, 2009), players tracked an object better after playing an action game (Green & Bavelier, 2006) and students improved prosocial behaviour despite playing computer games in which they had to kill some of the entities (Durkin & Barber, 2002).

Little work has been done to investigate the mood outcomes associated with playing serious games. Even before they start playing, gamers choose a video game genre or another to fit in with their current emotional state (Breuer & Bente, 2010), but it is not clear whether the initial mood is maintained or changed following serious gameplay.

In a psychological research by Zillmann (1988) on mood management, it was found that people try to improve their mood through the activity they choose to do. Apart from that, it has been shown that players demonstrate enjoyment in gaming when they improve the speed of play (Dye, Green, & Bavelier, 2009). However, in literature, a mood in gameplay has typically been investigated as a post-playing effect with contrasting results. Some studies have shown that playing video games improve players' mood (Burke et al., 2009; Connolly, Boyle, MacArthur, Hainey, & Boyle, 2012; Klimmt, Schmid, & Orthmann, 2009) while others have proved the opposite (Franceschini et al., 2013; Russell & Newton, 2008; Tazawa, Soukalo, Okada, & Takada, 1997).

A less researched topic is the effect of applied games on players' mood, which is an objective of the current study.

1.1. Mood and video games

In most video games, the game humour has shown to improve players' mood (Dormann & Biddle, 2009), and retain players' engagement until the end of gameplay. For

example, when a player wins a game, s/he feels happy and tries to achieve the same or better performance in the next level (Jansz, 2005). In spite of the new challenges presented to the players, levels in a game seem to preserve players' happiness and stimulate performances (Brox, Fernandez-Luque, & Tøllefsen, 2011). However, games can also be played for other reasons apart from obtaining a positive mood, for example, to relax or as a pass time.

Playing games does not always improve players' mood, and can induce negative emotions such as feeling tired and angry (Mitchell & Savill-Smith, 2004), which supports the concerns that some people have with regards to excessive video game playing, in particular among children (Boyle et al., 2011). In Japan, the cause of unexplained symptoms in 19 children was investigated and they found that excessive video game playing at home triggered tiredness (i.e. exhausted facial appearance) and other physical negative signs (Tazawa et al., 1997). Likewise, players who became addicted to online games playing developed mood disorders (Yee, 2006).

Understanding emotional outcomes of gaming also need to be considered in the context of gender differences. Previous studies have demonstrated that men feel happier than women when playing video games (Kirriemuir & McFarlane, 2004), regardless of the game genre (Cooper & Mackie, 1986). Given that in 2014, it has been shown that the number of women in the UK playing games has increased to 52% of the gaming audience, especially for online and social games (Stuart, 2014); it raised a question of whether women's perception of games is now changing. As such, gender differences and mood outcomes after playing an applied game is a relationship that will also be under enquiry.

1.2. Mood and learning experience

A learning experience is constructed through the knowledge encountered during learning (Kolb, 1984), however, the emotional state felt during the experience also influences the learning outcomes. That is, learners' mood has been shown as a major contributing factor during a learning experience (Opengart, 2005; Shuck, Albornoz, & Winberg, 2007), and determines learners' motivation to continue learning (Dirkx, 2001). Perry (2006), in his study on fear of learning new things in adults, describes that learners are demotivated if

they experience a negative mood such as feeling uneasy before, during or after the task. As such, it seems to be important that people feel easy when they acquire new knowledge and that we hypothesise that a positive mood positively influences learning.

1.3. Mood and serious games

Serious games are games created to fulfil an objective rather than for pure entertainment (Susi, Johannesson, & Backlund, 2007). Fernández-Aranda et al. (2012) reported that after playing PlayMancer, a video game therapy for emotional regulation, patients with mental disorders (i.e. impulse-related disorders) felt calmer and used the strategies from the game to deal with real world pressure. Players' emotions and behaviours have also been used as a method for evaluating gameplay in serious games and mapping a game style to players' characteristics (Nacke, Drachen, & Göbel, 2010). Franceschini et al. (2013) reported that after playing several hours of video games, children with dyslexia remarkably enhanced their reading skills; however, the game-based learning did not help them developing a better mood. As such, it is not clear whether a serious game positively enhances players' mood after gameplay or not.

Sweetser & Wyeth (2005) have developed a model of enjoyment in games experience, named the GameFlow that defines game enjoyment (or flow) as the optimal experience arising from good game design. The GameFlow includes eight elements: concentration, challenge, skills, control, clear goals, feedback, immersion, and social interaction; but does not consider learning or mood and enjoyment as a feeling. Fu, Su, & Yu (2009) verified and improved the scale developed by Sweetser & Wyeth (2005) and validated it for e-learning games. In their work, they substituted questions related to skills, with questions related to knowledge improvement, but again they did not consider dimensions related to players' mood and enjoyment as an emotional state. In the current study, the Brief Mood Introspection Scale (BMIS) by Mayer (1988) (Mayer & Gaschke, 1988) that defines mood through adjectives describing the players' feelings rather than the game design characteristics, was used. Furthermore, we considered mood as a direct experience (Mayer & Gaschke, 1988) developed through an immediate sense perception consequence of the experience of playing the serious games.

In a virtual environment, navigation task has been shown to be a constant and responsive measure of cognitive deficits in patients with mood disorders (Gould et al., 2007), therefore a navigation-based gameplay is a strong approach for mood assessment in applied games. For Ruddle et al. (1999b), navigation refers to a journey through a virtual environment while discovering information from different positions and orientations. This manifold information is then utilised to form spatial cognition of the environment (Chittaro & Ranon, 2009). In the current study, the definition of navigation is the same as that by Ruddle et al. (1999b), however, the emphasis is on the development of spatial ability from landmark and route knowledge. Also, a navigation task is presented in the environments, a complete resemblance to real-life situations, looking for the real destination from the starting point. In addition, memory

recall from the walkthrough (i.e. learning performance) is considered as an indication that learning has taken place, following the notion that learning is the first step of creating a memory.

2. Aim of the Study

This study examines the relationship between mood and learning in serious games. The research questions are listed below:

- i) Is it possible to influence participants' mood by playing a serious game?
- ii) Does a positive mood during a gameplay positively influence learning?
- iii) Do men enjoy playing a serious game more than women?

Two experiments involving two different navigation-based serious games were conducted. In the first experiment (Exp. 1), a 3D game representing the area around the Regent Court building of the University of Sheffield, UK, was created and the players were asked to learn a route from the starting point to an unknown destination (i.e. all the players did not know the destination in the first place). The learning objectives (LO) for this game are as follows:

After playing the game,

LO 1: The player will be able to perform the route in the real world without making mistakes.

LO 2: The player will be able to draw the route on paper and identify real world landmarks.

In the second experiment (Exp. 2), a game was created based on a 3D representation of the Mas'a, a place where pilgrims perform Sa'ie in Hajj (i.e. a ritual in which pilgrims travel back and forth between Safa hill and Marwah hill) at Masjidil Haram, Makkah, Saudi Arabia. Players were asked to play this game to learn how to perform the Sa'ie properly. The learning objectives are the same as the LO1 and LO2 as above; and in addition, the participants were asked to perform ritual actions while navigating the route. As such, the third objective as communicated to the participants is:

After playing the game,

LO 3: The player will be able to determine and perform the correct ritual actions required along the route.

Although the players did not obtain any badges, point or rewards for a correct gameplay, both games presented several visually interesting 3D features that engaged them in the learning experience.

3. Data Collection Method

3.1. Questionnaire

All the questionnaire results were collected through an online survey (i.e. Google Docs). The information obtained from the questionnaire are as follows:

3.1.1. Background information

In both experiments, participants were asked to enter their age and gender. In Exp. 2, they were also asked on whether they play video games and the frequency.

3.1.2. Spatial and navigational abilities

A spatial and navigational abilities test that was developed by Hegarty et al. (2002) was administered. Of the 27 questions, only eight questions were taken. The seven questions were asked in both experiments, with an additional question in Exp. 2.

Of the eight questions, two were modified to suit the different scope of study, for example, 'I am very good at giving directions' was changed to 'I am very good at following a sequence of instructions', and 'I very easily get lost in an unfamiliar building' was changed to 'I very easily get lost in an unfamiliar area'. Another five questions were 'I do confuse right and left much', 'My "sense of direction" is very good', 'I have a poor memory for where I left things', 'I can usually remember a new route after I have travelled it only once', and 'I try to remember details of the landscape (objects) when traveling in a new area'. The question that was added in Exp.2 was 'I do not like to explore'. The score ranges from 1 to 5, in which 1 is for 'strongly disagree' and 5 is for 'strongly agree'.

3.1.3. Mood

A reduced version of the BMIS (Mayer, 1988; Mayer & Gaschke, 1988) was used, in which the participants were asked participants to score whether they felt 'happy', 'tired' or 'fed up' before and after playing the game. As in the original questionnaire, the score of 'happy' mood ranged from 1 to 4, in which 1 is for 'I definitely do not feel ...' and 4 is for 'I definitely feel ...'. A similar pattern was used to enquire about their tiredness and frustration levels. Participants were also asked to score their 'overall mood' before and after playing the game; the score ranges from 1 to 4, where 1 is for 'very unpleasant' and 4 is for 'very pleasant'.

3.1.4. Learning experience

After playing the game, participants were also asked to rate on a 5 point Likert Scale about their learning experience. They were first asked on whether the applied game under consideration was 'interesting'. In addition, to better understand the way the learning objectives were presented in the context of the specific game, they were also asked in Exp. 1 whether they found the applied game 'helpful' in learning the ritual, and in Exp. 2, on whether the signposts containing the road name were 'easy' to find. The questions were designed by referencing the navigation questionnaire from Ruddle et al. (1999).

3.1.5. Comment

Finally, participants were also given a free text comment section.

The SPSS Statistics package was used to analyse the numerical results in addition to the qualitative analysis of the results.

3.2. Learning performance

The learning performance of the participants was measured by considering the learning objectives in Section 2 and establishing the criteria that indicated that new abilities were met.

3.2.1 Criterion 1: Perform route

To check whether LO1 has been achieved, participants were required to perform the route in the real world.

In Exp.1, the volunteers' route was tracked (Fig. 1) with a popular mobile app commonly used for tracking fitness activities (RunKeeper, <https://runkeeper.com/>). A score of one was given if they reached the destination by following the exact same route, a score of 0.5 was given if they took a wrong path although they still reached the destination, and a score of zero was given if they did not reach the destination at all.

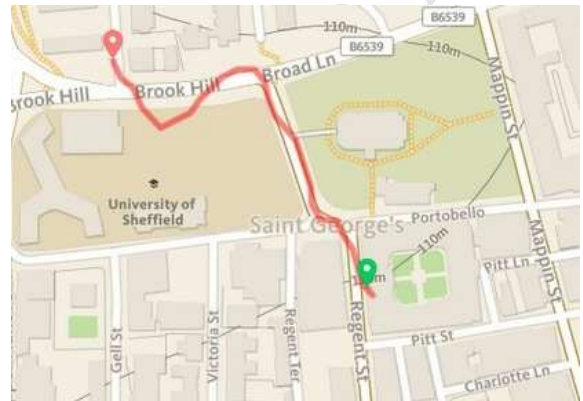


Fig. 1. A route recorded by RunKeeper

In Exp.2, a small indoor area to resemble the reference points in Mas'a was prepared, and the participants' navigation during the ritual were video recorded. Their navigation was scored considering whether they chose the correct starting (1 point) and end point for the ritual (1 point), and they completed the route by performing all the seven rounds as prescribed (1 point maximum, 0.14 per each round). The maximum score for criterion 1 in Exp. 2 was three.

3.2.2 Criterion 2: Draw route and recognise landmarks

To test the LO2, participants were asked to draw the route learnt on a paper and identify the landmarks.

In Exp. 1, the route drawing (Fig. 2) were scored based on five elements: the correct identification of the starting point (1 point) and destination (1 point), recurrence of cancelling lines (1 point for no hesitation, 0.5 for up to 3 amended errors, a score of zero for more than 3 errors), if they drew all five streets of the route (1 point for each street), if they drew exactly the route as taught without mistakes also they would be awarded 1 point, if they had one to three mistakes 0.5 and for four or more mistakes they would be awarded zero. The maximum score achievable in Exp. 1 was nine.

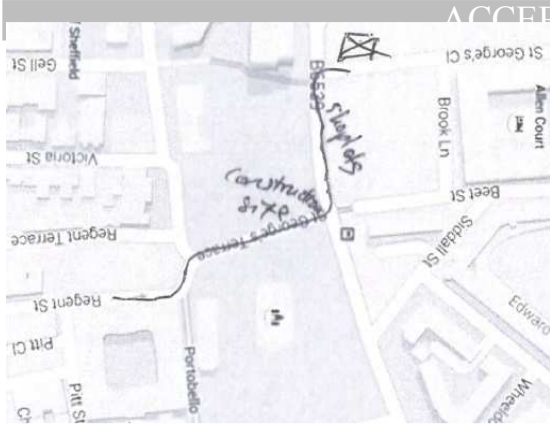


Fig. 2. Correct drawing by a participant in Exp. 1

In Exp.2, the score given for the route drawing was based on four elements: the start point (1 point), the end point (1 point), the correct labelling of the start and the end point (1 point), and the route accuracy (1 point) in which they acknowledged that they had to follow walk through the route seven times. The maximum score possible was four.

In both experiments, the participants were also asked to recall from memory and list as many landmarks seen in the game as they could. The landmarks recalled were counted and one point was assigned for each one mentioned. The possible landmarks for Exp.1 were buildings located on both sides of the road, garden, car park etc., for a total of seven possible points. For Exp.2 the landmarks were the Safa hill (start point), the Marwah hill (end point), the Kaabah (black cuboid) etc., for a total of nine possible points.

3.2.3 Criterion 3: Perform the ritual actions

As mentioned in Section 3.2.1, after receiving consents, participants were video recorded while walking the route in the indoor area (Fig. 3). Their performance accuracy was scored based on two major elements: i) Compulsory Actions, these were six possible actions (6 points) (e.g. begin the ritual from Safa hill) and ii) Optional Actions. There were ten possible actions (10 points) (e.g. go over the hill of Safa). The maximum score for this criterion was sixteen.



Fig. 3. A picture from video of real world performance

3.2.4 Learning performance score

In Exp. 1, the maximum score available across two criteria was $1 + 9 = 10$ points. The maximum number of landmarks was 7; as such, each participant could be awarded a maximum of 17 points for the learning performance.

In Exp. 2, considering the three criteria, the maximum score was $3 + 4 + 16 = 23$. The maximum number of landmarks was 9; as such, each participant could be awarded a maximum of 32 points for the learning performance.

4. Experiment 1

4.1. Participants

Thirty-six participants were recruited through an email calling for volunteers for the experiment and word of mouth. An equal number of women and men were recruited (18 for each gender). The participants' average age was 29.9. A criterion for inclusion in the experiment was that they did not know the target location and they did not have any walking impediment.

4.2. Spatial and navigational abilities test

Participants were asked to score their spatial and navigational abilities with the Hegarty et al. (2002) test. The overall average score across all the questions test was 3.49/5, indicating that most participants felt that they have an average or above average abilities. In particular, eight of them (22.22%) felt they were overall very good, twenty-one (58.33%) felt they were good, and seven (19.44%) reported having poor spatial abilities. Of the latter, six were women and one was a man.

4.3. The serious game of the area around the Regent Court

4.3.1. Route selection

A route that was located in the University of Sheffield area was chosen based on route planning in Google Maps (Fig. 4). The distance and walking time from the starting point to the destination was 0.32 km and 4 minutes respectively. The starting point was at number 30 Regent St and its destination was the Universal Computers, 1 St George's Cl. The destination according to navigation directions was located on the left side. The route encompassed of five streets that were counted from the street of starting point to the street of destination.



Fig. 4. Map view of the route used in Exp. 1

4.3.2. The serious game

The serious game of the area around the Regent Court (Fig. 5) was put together and animated using the game engine Unity. All buildings were created using the Match Photo technique in SketchUp Pro. All objects were exported as Kaydara (FBX) file into Unity in which they were placed in the correct location in the game in a manner that replicated exactly the real world (Fig. 6). Landscape features, for example, trees, were imported from the Unity 3D library, while other features, for example, the traffic light was taken from a free library.



Fig. 5. Representation of Regent Street in the game



Fig. 6. A photograph of Regent Street

A script was created to allow players to navigate in the environment, where they were asked to use four arrow keys on the keyboard. The UP key was used to go forward, the DOWN key to go backwards, and the RIGHT and LEFT keys were for right and left turn respectively. At all times, there was a white arrow located at the foot level indicating the current direction of movement (Fig. 5).

A 13-in. Asus laptop (Intel® HD Graphics 1792MB) was connected to a 75-in. Samsung 3D TV that was used together with 3D active glasses to display the output from the Unity application for game learning. A wireless keyboard and a mouse were used to navigate in the game environment.

4.4. Procedure

Participants were asked to fill in their details, presented with an information sheet and an experimental procedure, prior to signing a consent form. They then answered background

information and abilities test, and filled in the pre-learning questionnaire on mood. After answering the pre-questionnaire, they learned to familiarise themselves with a route and travel to a destination in the environment guided by the assigned instructions.

In this experiment, the participants were only given 10 minutes to complete the learning task, which was more than twice the duration of the walking time needed to complete it. After 10 minutes, they were asked to stop the task, regardless of whether or not the task has been completed. On average, the players played for 3 minutes and 10 seconds, with the shortest session being 1 minute and 55 seconds.

After the learning task, the reduced version of BMIS questionnaire was administered again. Participants were also asked to answer the post-learning questionnaire as described in Section 3.1, which include giving comments on why they felt the game induced a specific mood if any. Prior to navigation in the real world, they were asked to do route drawing and landmarks recall. They were given a five pound reward after completing the task.

4.5. Results

4.5.1. Mood before and after the learning task

The 'overall mood' of participants before and after the learning task was then analysed. Before the task, ten participants (27.78%) felt 'very pleasant', nineteen (52.78%) felt 'pleasant' and another seven (19.44%) felt 'unpleasant'. The average 'overall mood' was 3.08 (Table 1).

After performing the task, fourteen (38.89%) felt 'very pleasant', twenty-one participants (58.33%) felt 'pleasant' and one participant (2.78%) felt 'unpleasant'. The average 'overall mood' after the task was 3.36 (Table 1).

The mood at pre- and post-learning times were compared to identify any differences using the Wilcoxon test as the data was not normally distributed and to check whether the mean ranks varies. The results of the pre- and post-'overall mood' showed that after learning, the applied game has significantly improved participants' mood ($W = 19.5$, $p = .025$) (Table 1).

No significant difference was found for participants' 'tired' or 'fed up' score before and after playing the game. However, learning a route (i.e. familiarise and travel) in the applied game significantly increased participants' 'happy' score ($W = 6$, $p = .005$) (Table 1). Of the 36, 11 participants (30.56%) felt happier after learning to travel in the game environment. Of those, 8 were men and 3 were women.

Table 1: Average of pre- and post-mood (Exp. 1)

| Average | Pre | Post |
|---------|------|------|
| Overall | 3.08 | 3.36 |
| Happy | 3.17 | 3.47 |

The average time spent to complete the learning tasks was 3 minutes and 10 seconds, however, considering the participants who felt happier, five of them spent more than the average time in the game (up to 2 minutes).

4.5.2. 'Happy' mood and scored learning performance

The score obtained in the learning performance by the 36 participants was considered. The average score obtained was 11.17 over the 17 points possible. Fourteen participants (38.89%) obtained a score below the average and these were four males and ten females. Of these 14, seven participants (50%) gained below 8 and these were all females who also did not report an increase in happiness after playing the game.

Feeling happier after playing the game did not have a significant influence on the learning performance, however, the data showed some trends (Table 2). All participants performed well, but in particular, the score was higher if they felt happier, and this trend was true across all the elements considered in the score.

Table 2: Learning performance score (Exp. 1)

| | Mid-point score | Overall average | Participants with no mood difference | Happier participant average score |
|-------------------------------|-----------------|-----------------|--------------------------------------|-----------------------------------|
| Learning performance score | 8.5 | 11.17 | 10.82 | 11.95 |
| Drawing the route element | 4.5 | 7.14 | 6.98 | 7.5 |
| Real-world navigation element | 0.5 | 0.92 | 0.88 | 1 |
| Landmark recall element | 3.5 | 3.11 | 2.96 | 3.45 |

4.5.3. 'Happy' mood and self-reported learning experience

After the experiment, participants were required to comment on the gaming experience. In the questionnaire responses, all but two participants (34/36 – 94.44%) reported to have found the game 'interesting' (the average score was 4.5/5) and 25 out of 36 participants (69.44%) found that it was 'easy' to find a signpost in the environment (the average score was 3.78/5), despite some of them were not happier after playing the game.

In the free text comment section, no one has made any comment with regards to their performance. All players with the increased 'happy' score reported that they really liked the game, enjoyed learning and travelling in the environment because it felt real and easy to navigate. Those who did not report an increased 'happy' score still commented that the learning experience was interesting and the world was easy to navigate, see Section 4.5.4. As such, we concluded that the game and the learning experience in itself were the cause of the participants' increased happiness.

4.5.4. Participants' comments

At the end of the experiment, participants were asked to comment on the experience in a free text box. The relevant comments are described below:

Comments about the experience

C1: "Game was the best to get involved."

C2: "It was easy to navigate which motivated me to finish the task."

C3: "I got familiar with the environment easily and it was easy to recall."

C4: "It was easy to remember the landmark."

C5: "It was easy to learn as it simulated necessary landmarks only (it reduced the information)."

C6: "I like the game because it was easy to navigate and recall (less information and simulated what was necessary only)."

C7: "Easy to navigate."

C8: "I like the game as it is easy to find the route and follow the direction."

C9: "I really like the game as it was real and amazing (immersed in the environment)."

Comments about the mood

C10: "It was an interesting environment and I felt so excited."

C11: "The game was really real and amazing. I felt excited doing the navigation task and I liked it much."

5. Experiment 2

5.1. Participants

Sixteen participants were recruited through an email calling for volunteers for the experiment and word of mouth, with an emphasis on having an equal number of women and men (8 for each gender). The average age of the participants was 25.88. To participate in the experiment, a criterion was that they never performed the real ritual in their lifetime and they did not have any walking limitation.

Most participants were game players, of which, ten participants in the sample (62.5%) played video games, while six (37.5%) did not play games. Two volunteers (12.5%) played every day, one (6.25%) played 5-6 times a week, one (6.25%) played 1-2 times a week, one (6.25%) stated s/he played every couple of months, and another five participants (31.25%) stated that they played less often.

5.2. Spatial and navigational abilities test

A spatial and navigational abilities test was administered. The overall average score across all the questions test was 3.61/5, demonstrating that most participants felt they had an average or above average abilities. In the sample, five participants (31.25%) felt they were overall very good, eight (50%) reported having good abilities and the remaining three (18.75%) felt they were poor.

5.3. The serious game of Mas'a

The method for developing the game of Mas'a (Fig. 7) was considerably similar to that of Exp. 1. The building and its objects were created using the SketchUp Pro and exported as FBX into Unity to replicate the real world (Fig. 8). A feature (i.e. hill) was taken from a free 3D object library on the web. User interface (UI) elements, for example, dialogue and pop-up boxes were added to allow players to control the game themselves and deliver some of the knowledge that the game designers wanted volunteers to learn. Several triggers were

located in the environment to enable and disable the UI elements and facilitate gameplay, green lights indicated the next point (or target) players had to reach while moving across the environment.



Fig. 7. The serious game of Mas'a to learn Sa'ie and the features guiding the learning experience




Fig. 8. Real world Mas'a in the Masjidil Haram

A script was created to allow players to navigate in the environment using the four arrow keys similar to those in Exp. 1. They were also allowed to use the WASD keys. W/S were used to go forward and backwards, while A/D were used to turn left and right. To look around in the environment, the players were asked to use a mouse. At all times, there was a blue arrow located at the eye level (Fig. 7), indicating the next direction of movement.

The same equipment as in Exp. 1 was used to display the output and control the game-based learning

5.4. Procedure

Participants were asked to do the same pre-experiment formalities as in Exp. 1. They then answered background information and abilities test, and filled in the pre-learning questionnaire on mood. Following that, they used the game to learn how to perform the Sa'ie ritual.

No specific time limit was given for learning the Sa'ie ritual, however, on average the players played for 12 minutes and 10 seconds, with the longest session being 17 minutes and 22 seconds, while the shortest session was 7 minutes and 13 seconds.

Following the experiment, they answered a post-study questionnaire as well as provided a text comment. Apart from that, they were asked to do route drawing and landmarks recall. Finally, they were asked to walk the similar route while carrying out all the required ritual actions at the indoor area. Participants were provided with some light refreshment after completing the task.

5.5. Results

5.5.1. Mood before and after the learning task

The 'overall mood' of participants before and after the learning task was analysed. Before playing the game, the players' mood can be considered as of a mixed moods; in which five participants (31.25%) felt 'very pleasant', six (37.5%) felt 'pleasant', four (25%) felt 'unpleasant', and one (6.25%) felt 'very unpleasant', with an average 'overall mood' of 2.94 (Table 3).

After the learning task, everyone, but two participants felt 'very pleasant' or 'pleasant'; of which eight participants (50%) felt 'very pleasant', six (37.5%) felt 'pleasant', one (6.25%) felt 'unpleasant' and one (6.25%) felt 'very unpleasant' (these two volunteers did not change the score from pre-test), with an average 'overall mood' of 3.31 (Table 3).

The mood at pre- and post-learning times were compared to identify any differences using the same test as in Exp. 1. The results of the pre- and post- 'overall mood' showed that after learning with the applied game, the players' moods have significantly improved ($W = 0, p = .014$) (Table 3).

No significant difference was found for participants' 'tired' or 'fed up' scores before and after playing the game. However, learning Sa'ie ritual in the applied game significantly increased participants' 'happy' score ($W = 0, p = .008$) (Table 3). Of the 16 participants, 7 people (43.75%) felt happier after learning how to perform the Sa'ie from the game. Of those, 3 were men and 4 were women.

Table 3: Average of pre- and post-mood (Exp. 2)

| Average | Pre | Post |
|---------|------|------|
| Overall | 2.94 | 3.31 |
| Happy | 2.94 | 3.38 |

The average time spent to complete the learning tasks was 12 minutes and 10 seconds, however, considering the participants who felt happier after the experience, five of them spent up to five minutes more than the average time in the game, suggesting that there is a relationship between the time spent playing and the 'happy' score.

5.5.2. 'Happy' mood and scored learning performance

For all the 16 participants, the average score of learning performance was 21.55 over the 32 possible points. Seven participants (43.75%) obtained a score below the average; and these were four males and three females.

Feeling happier after playing the game did not have a significant influence on the learning performance; however, the data shows some trends (Table 4). All participants

performed well, but in particular, the score was higher if they felt happier. For this game, considering the individual elements of the score, the landmark recall did not match with the same trend as the overall learning performance.

Table 4: Learning performance score (Exp. 2)

| | Mid-point score | Overall average | Participants with no mood difference | Happier participant average score |
|-------------------------------|-----------------|-----------------|--------------------------------------|-----------------------------------|
| Learning performance score | 16 | 21.55 | 20.75 | 22.57 |
| Drawing the route element | 2 | 2.84 | 2.64 | 3.10 |
| Real-world navigation element | 9.5 | 12.7 | 11.89 | 13.75 |
| Landmark recall element | 4.5 | 6 | 6.22 | 5.71 |

5.5.3. 'Happy' mood and self-reported learning experience

In the post-questionnaire, all 16 participants agreed that the learning material (game and content) presented was 'interesting' (the average score was 4.88/5) and 'helpful' (the average score was 4.75/5).

5.5.4. Participants' comments

After the experiment, the participants commented in writing on the experience and provided the reason for their improved mood with gameplay. Apart from that, the findings in Section 5.5.3 were reinforced by the explanations provided in the comment section. However, no one has made any comment with regards to their performance. The relevant comments are described as follows:

Comments about the experience

C1: "It was very fun to learn using the game, as it made me remembered more things than just learning by PowerPoint slide or normal lecture."

C2: "This game helped me to learn new knowledge about Sa'ie and strengthen my individual knowledge specifically."

C3: "I found the game of Sa'ie was very informative as it introduced an entertaining style to learn how to perform Sa'ie. Overall, it was a pleasant experience."

Comments about the mood

C4: "It set me free from study stress at that time."

C5: "The game was different and new. Learning (while moving) and playing together increased excitement."

C6: "As a gamer, I already felt excited before learning. I could not imagine learning religious things in the game. Super cool, and I really liked it."

C7: "I was so interested in religious things and curious to know how the Sa'ie game looked like. I felt being in real Masjidil Haram when playing the game. I felt satisfied after playing and learning from this game."

C8: "I like the idea of transformation Sa'ie learning into the game-based learning. I felt happy while playing and even after."

C9: "I was surprised at the beginning when seeing this game. I did not like to play video games. I felt happy after playing this game as learning something good from it, not just playing common video games."

C10: "I was so excited when playing this game. I moved in the environment where I had not seen before in real. This game was simple and not hard to play but informed the knowledge."

6. Findings of the Combined Experiments

6.1. All participants

Looking at the 52 subjects across the two experiments, they were gender balanced, their average age was 28.69, and the majority participants have a good to a very good spatial and navigational abilities (42/52 – 80.77%).

It was tested on whether the mean of gender, spatial and navigational abilities and mood has any relationship with learning performance mean using the one-way ANOVA as the data was normally distributed, and it was found that there was no significance. However, there was a significant difference between age categories ($F(2, 49) = 3.755, p = .030$) (Table 5). A Tukey post hoc test indicated that learning performance score was significantly higher if participants were in 18-24 age category as compared to those in the age category of 25-34 ($p = .040$), suggesting that younger users achieved a higher learning performance score following a serious gameplay.

Table 5: Learning performance score by age

| Age category | Total participants | Learning performance average |
|--------------|--------------------|------------------------------|
| 18-24 | 12 | 18.16 |
| 25-34 | 34 | 13.44 |
| 35-44 | 6 | 12 |

From the 18/52 participants who indicated that they felt happier after playing game, more male (11/18, 61%) reported an increased in the 'happy' score as compared to females (7/18, 39%). This is in line with the finding in the literature that men enjoy playing games more than women.

6.2. Participants by gender

As the data was normally dispersed, the t-test was used to check if there is a relationship between the mean of age, spatial and navigational abilities, and the 'overall mood'; and the learning performance mean for both genders, but no significance was found. The relationship between happiness and learning performance score for men was also checked, no significance was found. However, in the case of women, it was found that happier women had a significantly higher learning performance score as compared to those who have no mood improvement ($t(24) = -2.618, p = 0.015$) (Table 6).

Table 6: Learning performance score by gender and happiness

| Gender | Overall average | Participants with no mood difference | Happier participant average score |
|--------|-----------------|--------------------------------------|-----------------------------------|
| Men | 14.68 | 15.15 | 14.04 |

| | | | |
|-------|-------|-------|-------|
| Women | 14.04 | 12.10 | 19.29 |
|-------|-------|-------|-------|

Participants' self-scored spatial and navigational abilities were compared between genders using the t-test and it was found that there was a significant difference, in which men had higher abilities score than women ($t(50) = 3.611, p = 0.001$) (Table 7).

Table 7: Spatial and navigational abilities

| Average score | Male average | Female average |
|---------------|--------------|----------------|
| 3.53 | 3.81 | 3.24 |

7. Discussion

For this study, two serious games have been considered, one of which learners learned a religious ritual while in the other, one learned the way to find a specific location in the real world. Playing both games involved navigation in a virtual environment as the main action to acquire the knowledge taught by the game. The games did not have a lot of traditional game features, such as scores, winner chart, splash screen or mood setting narrative to encourage the players to proceed with the gameplay.

It was found that it was possible to influence participants' mood by playing a serious game, and both serious games pleasantly enhanced the 'overall mood' of players and improved their happiness at the end of the learning session. By looking at both games, it was found that a positive mood during gameplay significantly influenced the learning performance score of women. However, in general, the data show that the score tends to be higher if they felt happier. In addition, it was found that younger players had a higher score of learning performance after learning from serious gameplay.

There was no significant relationship when considering the participants' gender; however, more men were reported to be happier as compared to women, a finding which is in line with the literature. Apart from that, according to self-reported score, men obtained a significantly higher score in the spatial and navigational abilities test.

As both games involved navigation in a virtual environment that had several visually interesting features and provided experiential learning, it was speculated that this was one of the reasons why most players who felt happier, spent their time longer than average playing the games. This is supported by the participants' comments who found the learning experience was interesting and informative, and that the games have helped them to understand the knowledge better in an exciting environment.

8. Conclusion

Serious games are different from video games which were created for mere entertainment. As the focus is to achieve a given learning objective, they might have less rewarding features (such as points, badges, winner scores) as compared to video games. Yet, serious games that involved navigation in an interesting and exciting environment (i.e. visual features and informative content) significantly induced a positive mood improvement in the players. In addition,

happy players spent more time in the learning environment. Women that are were happier after playing and younger players also tend to obtain a higher learning performance score. The findings, therefore, support the idea that serious games are a valid instruction method to be used by teachers to achieve the desired learning outcomes, while at the same time improve the students' mood.

References

- Boyle, E., Connolly, T. M., & Hainey, T. (2011). The role of psychology in understanding the impact of computer games. *Entertainment Computing*, 2, 69–74.
- Breuer, J., & Bente, G. (2010). Why so serious? On the Relation of Serious Games and Learning. *Eludamos. Journal for Computer Game Culture*, 4(1), 7–24.
- Brox, E., Fernandez-Luque, L., & Tøllefsen, T. (2011). Healthy Gaming – Video Game Design to promote Health. *Applied Clinical Informatics*, 2, 128–142.
- Burke, J. W., McNeill, M. D. J., Charles, D. K., Morrow, P. J., Crosbie, J. H., & McDonough, S. M. (2009). Optimising engagement for stroke rehabilitation using serious games. *Visual Computer*, 25(12), 1085–1099.
- Chittaro, L., & Ranon, R. (2009). Serious games for training occupants of a building in personal fire safety skills. In *Conference in Games and Virtual Worlds for Serious Applications 2009, VS-GAMES'09* (pp. 76–83).
- Connolly, T. M., Boyle, E. A., MacArthur, E., Hainey, T., & Boyle, J. M. (2012). A systematic literature review of empirical evidence on computer games and serious games. *Computers and Education*, 59(2), 661–686.
- Cooper, J., & Mackie, D. (1986). Video Games and Aggression in Children. *Journal of Applied Social Psychology*, 16(8), 726–744.
- Dirkx, J. M. (2001). The Power of Feelings: Emotion, Imagination, and the Construction of Meaning in Adult Learning. *New Directions for Adult and Continuing Education*, Spring 200(89), 63–72.
- Dormann, C., & Biddle, R. (2009). A Review of Humor for Computer Games: Play, Laugh and More. *Simulation & Gaming*, 1–23.
- Durkin, K., & Barber, B. (2002). Not so doomed: computer game play and positive adolescent development. *Applied Developmental Psychology*, 23, 373–392.
- Dye, M. W. G., Green, C. S., & Bavelier, D. (2009). Increasing Speed of Processing With Action Video Games. *Current Directions in Psychological Science*, 18(6), 321–326.
- Fernández-Aranda, F., Jiménez-Murcia, S., Santamaría, J. J., Gunnard, K., Soto, A., Kalapanidas, E., ... Penelo, E. (2012). Video games as a complementary therapy tool in mental disorders: PlayMancer, a European multicentre study. *Journal of Mental Health*, 21(4), 364–374.
- Franceschini, S., Gori, S., Ruffino, M., Viola, S., Molteni, M., & Facoetti, A. (2013). Action Video Games Make Dyslexic Children Read Better. *Current Biology*, 23(6), 462–466.
- Fu, F. L., Su, R. C., & Yu, S. C. (2009). EGameFlow: A scale to measure learners' enjoyment of e-learning games. *Computers and Education*, 52(1), 101–112.
- Gould, N. F., Holmes, M. K., Fantie, B. D., Luckenbaugh, D. A., Pine, D. S., Gould, T. D., ... Zarate, C. A. (2007).

- Performance on a virtual reality spatial memory navigation task in depressed patients. *American Journal of Psychiatry*, 164(3), 516–519.
- Green, C. S., & Bavelier, D. (2006). Enumeration versus multiple object tracking: the case of action video game players. *Cognition*, 101, 217–245.
- Hegarty, M., Richardson, A. E., Montello, D. R., Lovelace, K., & Subbiah, I. (2002). Development of a self-report measure of environmental spatial ability. *Intelligence*, 30(5), 425–447.
- Jansz, J. (2005). The Emotional Appeal of Violent Video Games for Adolescent Males. *Communication Theory*, 15(3), 219–241.
- Kirriemuir, J., & McFarlane, A. (2004). *Literature Review in Games and Learning. Futurelab Series.*
- Klimmt, C., Schmid, H., & Orthmann, J. (2009). Exploring the Enjoyment of Playing Browser Games. *CyberPsychology & Behavior*, 12(2), 231–234.
- Kolb, D. A. (1984). *Experiential learning: experience as the source of learning and development.*
- Mayer, J. D. (1988). Brief Mood Introspection Scale (BMIS). *Journal of Personality and Social Psychology*, 55, 102–111.
- Mayer, J. D., & Gaschke, Y. N. (1988). The Experience and Meta-Experience of Mood. *Journal of Personality and Social Psychology*, 55, 102–111.
- Mitchell, A., & Savill-Smith, C. (2004). *The use of computer and video games for learning. Learning and Skills Development Agency.* Learning and Skills Development Agency.
- Muratet, M., Torguet, P., Jessel, J.-P., & Viallet, F. (2009). Towards a Serious Game to Help Students Learn Computer Programming. *International Journal of Computer Games Technology*, 2009, 1–12.
- Nacke, L., Drachen, A., & Göbel, S. (2010). Methods for Evaluating Gameplay Experience in a Serious Gaming Context. *International Journal of Computer Science in Sport*, 9(2), 1–12.
- Opengart, R. (2005). Emotional Intelligence and Emotion Work: Examining Constructs From an Interdisciplinary Framework. *Human Resource Development Review*, 4(1), 49–62.
- Perry, B. D. (2006). Fear and Learning: Trauma-Related Factors in the Adult Education Process. *New Directions for Adult and Continuing Education*, Summer 200(110), 21–27.
- Ruddle, R. A., Payne, S. J., & Jones, D. M. (1999a). Navigating Large-Scale Virtual Environments: What Differences Occur Between Helmet-Mounted and Desk-Top Displays? *Presence*, 8(2), 157–168.
- Ruddle, R. A., Payne, S. J., & Jones, D. M. (1999b). The Effects of Maps on Navigation and Search Strategies in Very-Large-Scale Virtual Environments. *Journal of Experimental Psychology: Applied*, 5(1), 54–75.
- Russell, W. D., & Newton, M. (2008). Short-Term Psychological Effects of Interactive Video Game Technology Exercise on Mood and Attention. *Educational Technology & Society*, 11(2), 294–308.
- Shuck, B., Albornoz, C., & Winberg, M. (2007). Emotions and Their Effect on Adult Learning: A Constructivist Perspective. In *Proceedings of the Sixth Annual College of Education Research Conference: Urban and International Education Section* (pp. 108–113).
- Susi, T., Johannesson, M., & Backlund, P. (2007). *Serious games - An Overview.*
- Sweetser, P., & Wyeth, P. (2005). GameFlow: A Model for Evaluating Player Enjoyment in Games. *Computers in Entertainment (CIE)*, 3(3), 1–24.
- Tazawa, Y., Soukalo, A. V., Okada, K., & Takada, G. (1997). Excessive playing of home computer games by children presenting unexplained symptoms. *The Journal of Pediatrics*, 130(6), 1010–1011.
- Yee, N. (2006). Motivations for Play in Online Games. *CyberPsychology & Behavior*, 9(6), 772–775.
- Zillmann, D. (1988). Mood Management Through Communication Choices. *American Behavioral Scientist*, 31(3), 327–340.

Web Reference

- Stuart, K. (2014). UK gamers: more women play games than men, report finds. *The Guardian*, (September 17, 2014).
<https://www.theguardian.com/technology/2014/sep/17/women-video-games-iab> (last accessed June 15, 2016)

Acknowledgements

The authors would like to thank Muhammad Shafiee Othman for his support, as well as Linda Kaye, James Henshaw and Nooridayu Ahmad Yusuf for their suggestions in completing this manuscript. This work was supported by the Ministry of Higher Education Malaysia and Sultan Idris Education University Malaysia.

ACCEPTED MANUSCRIPT

Highlights

1. Navigation-based serious games induced positive overall mood in players.
2. There was a significant increase in self-reported happiness.
3. Happier players spent more time learning.
4. Happier women gained higher learning performance score after playing.
5. Younger players obtained higher learning performance score with serious gameplay.