

Halyna Mishchuk, Natalia Samoliuk, Yuriy Bilan (2019). Measuring social justice in the light of effectiveness of public distributive policy. *Administratie si Management Public*, (32), pp. 63-76, DOI: 10.24818/amp/2019.32-05.

Measuring social justice in the light of effectiveness of public distributive policy

Halyna MISHCHUK¹, Natalia SAMOLIUK², Yuriy BILAN³

Abstract: *Purpose - Our paper stems from the basis of the fundamental principles of equity theory and other justice theories. It suggests integral index of social justice that includes two partial indices: observance of fundamental rights and distribution of socio-economic achievements. Design/methodology/approach - We employ the index method based on normalization of partial indices according to their impact on overall social justice. For computing the integral index of social justice (ISJ) we select countries with obvious links between economic outcomes and efficiency of social sphere regulation (16 EU Member States). We use the data from Global Competitiveness Report which are the most appropriate to components of partial indices. Findings - We assessed the level of social justice basing on the case study of the EU Member States which demonstrate the most obvious relationship of economic efficiency and quality of social sphere regulation. The research confirmed that the economic leadership of the countries has a close connection with social justice in the respective society. At the same time, targeting and ensuring the effectiveness of the state distribution policy in terms of availability of socio-economic benefits beyond the minimum social guarantees is still inferior to efforts aimed at creating an infrastructure for social support of the population and guarantees of fundamental rights and freedoms. Originality/value - We suggest a unique method that allows to identify the reserves of the state distributive mechanisms' improvement and to analyse the links of social justice of the living environment and doing business with the economic successes of the states. Our approach to determining the weighting factors and the composition of the indicators according to the social justice categories can be specified depending on the research objectives.*

Keywords: *equity, public distributive policy, social justice, socio-economic achievements.*

JEL: H75, I38, Z13.

DOI: 10.24818/amp/2019.32-05

¹ Professor, PhD, National University of Water and Environmental Engineering; Rivne; Ukraine; e-mail: h.y.mischuk@nuwm.edu.ua

² Associate Professor, Ph.D, National University of Water and Environmental Engineering; Rivne; Ukraine; e-mail: n.m.samoliuk@nuwm.edu.ua

³ Research Associate, Tomas Bata University in Zlin; Czech Republic; e-mail: yuriy_bilan@yahoo.co.uk

Introduction

Currently, there is more to social science in equity research and social scientists evaluate it based on the author's approach to the formation of questionnaires, therefore the obtained results cannot be used as a permanent basis of the relevant research and cannot be considered while making economic decisions. In order to generate comparable data sets that could be the basis for studying the impact of justice factors upon economic consequences, as well as assessing the effectiveness of public policy for the distribution of public goods, it is reasonable to unify approaches measuring satisfaction with human rights observance in various interaction areas in a society which is basically the essence of justice. This research direction requires a new approach to social justice measuring. Transferring ethical and legal principles of philosophical, psychological and sociological understanding of justice into the field of economic relations requires clarification of assessed components. We suggest determining the corresponding aggregate index basing on the differentiation of social relations according to the level of state responsibility for the welfare of its citizens. Consequently, the first component of assessing justice involves evaluating observance of fundamental human rights and freedoms; the second component – the justice of the distribution of economic and social achievements which is a manifestation of a higher level of social responsibility, and therefore of a fair state. In order to measure social justice in light of the state distribution policy efficiency analysis, we have set the task of justifying the equity indicators in each component basing on the existing methodological background highlighted in the Literature Review; improving the methodology for assessing social justice and justifying its information base (Data and method); statistical testing of the possibility of using the index of social justice for the analysis of public distributive policy effectiveness basing on the case study of the EU Member States which demonstrate the most obvious relationship of economic efficiency and quality of social sphere regulation (Results).

1. Literature Review

Despite the significant development of the theory of justice in the 1960s, it is predominantly studied by sociologists and psychologists. In economic and interrelated research the fragments of the theory of justice in its various contexts – Equity, Fairness, Distributive fairness, Equality – have recently begun to attract attention. The focus of economic research is also undergoing considerable changes: if in earlier studies justice in economic relations was perceived primarily as a factor of motivation for individual companies and studied within the framework of behavioural economics, today essential needs for justice, particularly with regard to a sense of unfair distribution of income, can explain social processes of a much larger scale.

Given that our objectives include the use of the basic concepts of the theory of justice in order to select social justice indicators, we can use conceptual approaches to justice analysis which are presented in Table 1.

Table 1. Conceptual approaches to assessing social justice

Author	Key idea of justice analysis	Research subject/Instruments providing justice
Cook, Hegtvedt, 1983	Links between equity theory and theories of distributive justice as a base for analysis of social changes; the integration of justice theories with theories of conflict, power, and coalition formation.	The strategic use of distribution rules, conflict over distributional policies, and the mobilization of collective reactions on the perceived fairness of distribution schemes on macro-level (micro-level concepts of distributive justice have certain limitations).
Eckhoff, 1974	Principles of distributive fairness: equal amounts (objective equality); subjective equality (equality of outcomes considering need and desert); relative equality (equality of outcome / input ratios); rank order equality (higher reward for higher cost/investment); equal opportunities.	The author does not suggest unified ways to reduce inequities, the emphasis is on individual reactions to inequity; the concept can become a base for the selection of controls, however the factor composition required for empirical research within the groups of respondents needs clarification.
Leventhal, 1980 (pp. 1, 6, 9)	Equity includes the fairness of distribution and the fairness of procedure. Distributive Fairness – judgments of fair distribution, irrespective whether the criterion of justice is based on needs, equality, contributions, or a combination of these factors.	Fair distribution of results ("Deserved outcomes") is defined as the weighted arithmetic mean of the following criteria: contributions rule, needs rule, equality rule, and any other distribution rule that may influence the individual's perception of a recipient's deservingness. / Censorship, participatory decision making, equal opportunity, and representativeness of social institutions.
Palma, 2011	Within-nations inequality can be measured by the income distribution.	Ratio of the income shares of the top 10 and bottom 40 per cent / Developed social interactions, including political competition
Rawls, 1971	The constitutional civil liberties and distributive justice; emphasis on the improvement of the position of an individual who is in the worst condition.	The distribution of public goods / State guarantees with regard to equal fundamental rights for all citizens.
Stiglitz, 2000	The dilemma of equity and efficiency principles: to improve equity there is usually a need to sacrifice efficiency; the analysis of equitable distribution of wealth bases on Pareto efficiency.	Reasons for use of state regulatory instruments of fair resource allocation: the shortcomings of competition, the existence of incomplete markets, the need for 'public goods' and externalities, imperfect information, and unemployment. Additional reasons: the possibility of undesirable distribution of income due to competition; irrationality of individual consumer choice.
Stiglitz, 2012	The impact of inequality on economic stability.	Monetary and fiscal policies due to their influence on employment and equality.

(Source: Own compilations)

As Table 1 clearly shows, modern interpretation of fairness, including equality, principally vary from traditional and utilitarian views with regard to the need of maximizing total efficiency that has been prevailing in economic science for a long time. Democratic values basically belonging to liberal economic theory through the lens of research are embodied in the concept of a strong social role of the state on account of 'distributive justice'. It is this idea starting from the outstanding Rawls' paper (Rawls, 1971) that is now the basis of the most advanced interpretations of justice.

Another noteworthy feature of the abovementioned justice theories is that the authors do not specify the 'signal indicators' after reaching which the injustice is not just a social evil, but a destructive and powerful mechanism within economic processes. In this case we can find some untypical works with emphasis on the need to consider the principles of social justice, not only at the national but also at the global level, aiming at identification of fully unjust and minimum just political orders (Peri, 2013). However, such point of view is founded rather from socio-political background of justice without clear links with socio-economic benefits for society. In order to reduce the negative impact of injustice it is possible to highlight the papers that deal with income distribution differences based on the analysis of public regulation of tax and social security systems (Tomaszewicz & Trębska, 2015); links between distributive justice and corruption as well as legal entrepreneurial behaviour (Collins et al. 2016); differences in reaction to life difficulties caused by socio-economic inequality (Diržytė et al. 2017).

However, despite the significant contribution of other scholars to the study of social justice, Rawls' research remains the major achievement in this respect, as he has laid the fundamental foundations of justice analysis through taking into account respect for constitutional freedoms. According to this approach, the observance of fundamental human rights recognized today by the international community in the Universal Declaration of Human Rights can be considered a *minimum level of equity* (UN, 1948).

In view of the abovementioned key ideas of justice analysis that form the basis of estimates of income inequality today, it is obvious that most authors skip the issue of injustice limits, recognizing only those that are opposing human rights. At the same time, other principles that allow fair distribution of the higher values should be determined by each society according to the principles agreed through social dialogue / agreement. Application of such approach in microeconomic relations mostly demands reconciliation in perception of social and economic advantages, which is proved by some authors (Kilchrist & Block, 2006).

Contemporary research is primarily focused on the role of the state in regulating or maintaining justice, considering a major idea of the need for intervention in cases of violating proportions established by law which to some extent can be considered a manifestation of social compromise with the sense of justice. In this regard, the authors support the idea of a strong state in regulating social processes versus the ideas of 'minimal state' with its intervention only in clearly defined aspects of the relationship such as respect for 'the right to life, to

liberty, to property' (Hospers, 2003). Socially oriented justice concepts with flexible government regulation through tax, monetary and other state controls for labour market, educational services, revenue sharing and other benefits is this particular development path which has already demonstrated its effectiveness by social and economic success of the developed countries. In particular, Sweden, with its extremely socially oriented policy of support for the poorest that represents Rawls' ideas to the highest extent, is now a model of combining social and economic progress. Relatively new EU member states where social support procedures are used much rarer than regulation controls (e.g. Czech Republic) also have significant economic success and are attractive for migration (Strielkowski et al., 2016). This fact is an indirect proof of the importance of fair relations in a society when people feel adequately comfortable in exercising their rights.

2. Research section

2.1 Data and method

There are a number of methodological principles on which we base the research in order to substantiate the integral index of social justice. Particularly those include the following: today the understanding of justice as the observance of fundamental human rights is undeniable –in this aspect, the state provides a basic, minimum level of necessary resources and welfare which assures the possibility of non-conflict interaction in the society. This approach, in addition to Rawls's ideas about the mandatory guarantee of rights and social support for the most vulnerable groups, was recognised by mankind in one of the major international documents (UN, 1948). However, such level of social justice no longer corresponds to the current role of the state and the expectations of the society towards the government. Therefore, the second component of the index should be the component that characterises distributive justice in terms of the availability of top-level goods: the social and economic benefits of a particular society that exceed the minimum required "package" of social guarantees of the state, the vital level of its social responsibility. There are no generally accepted approaches with regard to this component in the scientific literature. Hence, even modern fundamental works in this field (Lamont, 2017; Jasso et al., 2016) simply have references to individual goods the distribution of which can lead to inequality, dissatisfaction with the conditions and the distribution process. Nevertheless there is no clarification of the set of such benefits that should be analysed. Instead, along with the papers analysed earlier, these and other researchers focus on the terminological formalisation of the concepts that are tangent to distributive justice, or on the methodology of analysing satisfaction with the results of the distribution of benefits – conceptually or on account of the results of sociological surveys based on generalised subjective estimates reflecting a sense of justice – one of the very successful examples of such research can be found in the paper (Kim et al., 2015).

Therefore, we suggest determining the level of social justice basing on the aggregate index constructed with regard to the delimitation of public relations

according to the level of state responsibility concerning the welfare of its citizens. The components of the partial indices included in the integral index of social justice (ISJ) describe:

- 1) the level of observance of fundamental rights and freedoms guaranteed by the state;
- 2) the justice of the distribution of socio-economic achievements in a society other than those provided by the state.

The formula for calculating ISJ is presented below:

$$ISJ = \alpha \left(\sum_{i=1}^n I_{r_i} / n \right) + \beta \left(\sum_{j=1}^m I_{a_j} / m \right) \quad (1)$$

where

- ISJ is an index of social justice;
- I_r is an index of the availability of fundamental rights;
- I_a is an index of the justice of the distribution of socio-economic achievements;
- α is a weight of the partial index of accessibility of fundamental rights;
- β is a weight of the partial index of the justice of the distribution of socio-economic achievements; n, m is a number of the assessment components in the relevant partial indices.

The sum of the weights of the partial indices (α) and (β) is equal to one. Their ratio may be altered and can be customised as a result of scientific debate, negotiation of the social partners at different levels and in other ways. In particular, one can use the experience of assessing global competitiveness index that while calculating the weights of partial indices provides insight into the stages of economic development: a higher weight is given to those components that are relatively more important for the current stage of economic development of a country. For instance, (α) can be much less than (β) for developed countries with high human development, because these countries generally observe fundamental rights and freedoms, and vice versa.

The calculation of the partial indices can be completed in two ways, particularly:

- 1) when we use 100% observance of fundamental rights and freedoms, as well as 100% availability of social and economic achievements as a reference model:

$$I_{r_i} = 1 - \frac{Q_{no_i}}{Q_{sg_i}} \quad (2) \quad I_{a_j} = 1 - \frac{Q_{no_j}}{N_{or_j}} \quad (3)$$

where

- Q_{no_i} is a frequency of violations of rights and freedoms guaranteed by the state for the i^{th} component of the sub-index;
- Q_{sg_i} is the size of studied social group;
- Q_{no_j} is a frequency of violations of fair distribution of economic and social achievements for the j^{th} component of the sub-index; N_{or_j} is a total number of

the study subjects.

2) when we use the maximum value of the specific component of social justice assessment as a reference model:

$$I_{r_i} = \frac{Q_{f_i} - Q_{min_i}}{Q_{max_i} - Q_{min_i}} \quad (4) \quad I_{a_j} = \frac{Q_{f_j} - Q_{min_j}}{Q_{max_j} - Q_{min_j}} \quad (5)$$

3) where Q_{f_i} , Q_{f_j} are the actual values of individual components of the partial indices; Q_{min_i} , Q_{min_j} are the minimum values of individual components of the partial indices; Q_{max_i} , Q_{max_j} are the maximum values of individual components of the partial indices.

4) if the partial equity components include stimuli or deterrents (hindrance factors), they are normalised by the equation 6 – for stimuli and equation 7 – for deterrents (the practical example is given for the partial index of accessibility of fundamental rights, the index of the distribution of social benefits is calculated according to the same method):

$$I_i^+ = \frac{Q_{f_i} - Q_{min_i}}{Q_{max_i} - Q_{min_i}} \quad (6); \quad I_i^- = \frac{Q_{max_i} - Q_{f_i}}{Q_{max_i} - Q_{min_i}} \quad (7)$$

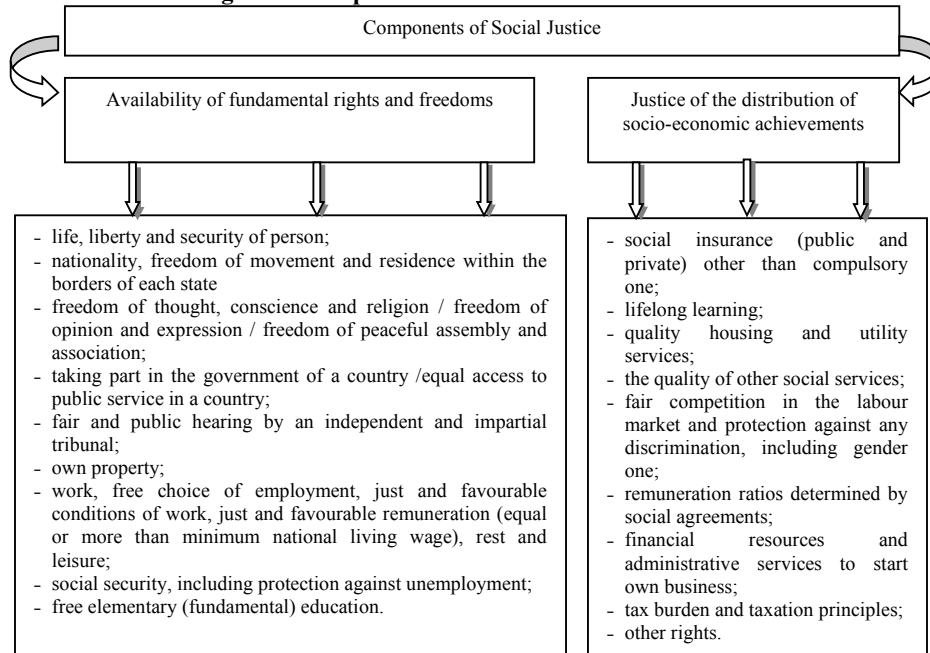
We have used the given approach to calculate the index of social justice in this paper, because the components we selected contain elements with positive and negative impact on the formation of social justice in society. In addition to that, selecting a benchmark for comparing efficiency in social processes is best done basing on the existing experience of the most progressive and socially responsible countries, assessing the achievements of others in the existing range of actually achieved values.

Figure 1 shows some of the components of the partial indices that can be used for social justice assessment.

The components of the justice assessment with regard to the availability of fundamental rights and freedoms were formed basing on Universal Declaration of Human Rights. They can be calculated basing on the statistical data of various international and national studies, at least in terms of the violations identified by international monitoring organizations.

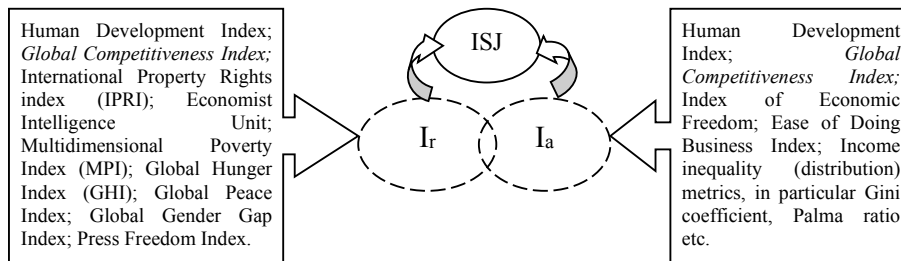
In order to perform rapid justice analysis, in case the objective is not a precise reproduction of social perception of their rights (fundamental and supplementary: depending on the level of social relations), but identification of general laws and international differences in human resource management, the data base for the calculation of justice without any additional sociological surveys may include components of well-known indexes shown on Figure 2.

Figure 1. Components of Social Justice Assessment



(Source: Own compilations)

Figure 2. Data base for the calculation of justice rate



(Source: Own compilations)

The results combined with the fundamental principles of justice theory will allow gauging the integral index of social justice which is a fundamental difference from other studies in this field as they are mostly completed by the analysis of issues with the recommendations typical only for the specific case.

We have determined the components of social justice assessment and the information base of the relevant calculations basing on the concepts created today for the understanding of justice. Such approach to the formation of a statistical reasoning for empirical studies requires large-scale sociological surveys consistent

with some of the partial indicators, for example, pertaining to satisfaction with the availability of individual social services, in addition to the use of existing statistical data (according to the sources shown in Fig. 2).

Without being able to conduct such surveys and therefore imposing the relevant limitations on the calculation of the social justice index according to the methodology we developed, in this paper we propose to analyse and compare the quality of the distribution policy of several different European countries on the basis of a simplified methodological approach. After transforming the complex of ISJ components with regard to our research objectives which will allow to avoid difficulties in the implementation of the initial research concept and taking into account the existing information base, further analysis will be carried out basing on a set of indicators illustrates the major components of social justice of the state's distributive mechanisms with sufficient completeness. According to the logics of the distribution of indicators consistent with the areas of state responsibility (the minimum necessary guarantees of equity and the distribution of additional socio-economic benefits) the relevant components can be distinguished from the indicators of the Global Competitiveness Index: they, along with the designations for the appropriate pillar of competitiveness assessment, are given in Table 2.

**Table 2. Social justice components
(according to the global competitiveness index indicators)**

Availability of fundamental rights and freedoms		Justice of the distribution of socio-economic achievements	
1.01	Property rights	1.10	Efficiency of legal framework in settling disputes
1.05	Irregular payments and bribes	2.01	Quality of overall infrastructure
1.06	Judicial independence	5.01	Secondary education enrolment rate
1.16	Reliability of police services	5.02	Tertiary education enrolment rate
4.03	Tuberculosis incidence	5.03	Quality of the education system
4.05	HIV prevalence	5.08	Extent of staff training
4.07	Infant mortality	7.01	Cooperation in labour-employer relations
4.08	Life expectancy	7.02	Flexibility of wage determination
4.09	Quality of primary education	7.05	Effect of taxation on incentives to work
4.10	Primary education enrolment rate	7.06	Pay and productivity
		7.10	Female participation in the labour force
		8.01	Financial services meeting business needs
		8.02	Affordability of financial services

(Source: Own compilations based on WEF, 2016-2017)

The EU Member States for comparing the effectiveness of distributive policy in the socio-economic sphere were selected according to the method proposed in one of our previous papers (Mishchuk et al., 2018). Thus, we suggest to analyse the effectiveness of regulatory mechanisms basing on the case study of

the groups of countries which demonstrate evident and formed trends of economic development and social policy efficiency: a group of leaders hereinafter referred to as *group 1* (economies with GNI per capita that is higher than the average and income inequality that is below the average even with high tax burden), and a group of countries in which the quality of economic and social regulation processes is lower than the average level - hereinafter conditionally referred to as *group 2* (economies with GNI per capita that is lower than the average, but income inequality that is above the average even with low tax burden).

2.2 Results

Therefore, basing on the analysis that we have previously conducted group 1 where the socio-economic efficiency according to our criteria is higher than the average in the EU include: Finland, Netherlands, Sweden, Belgium, Denmark, Luxembourg, and Germany. Countries in group 2 (socio-economic efficiency below the EU average) include: Estonia, Portugal, Lithuania, Latvia, Poland, Bulgaria, Greece, Croatia, and Romania.

We carried out the calculation in line with the equation 1 with the previous normalisation of the values of the factors according to equations 6 and 7, taking into account that factors 4.03, 4.05, 4.07, 7.05 are the stimuli. While dividing the factors into stimuli / deterrents the analysis has taken into account not only the essence of indicators, but also the method of their calculation.

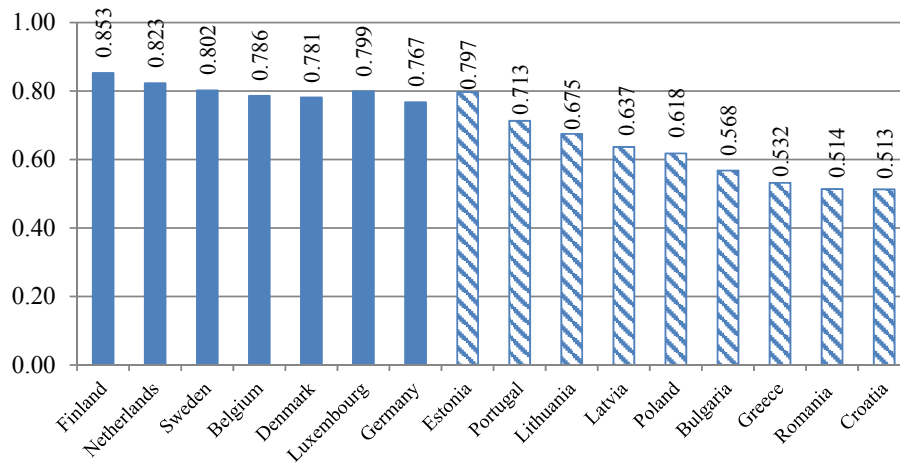
For a more complete picture of the social justice level we have calculated the indices taking into account different approaches to understanding the role of the state:

- ✓ the emphasis on social support and the obligatory guarantee of only fundamental rights;
- ✓ the greater importance of the component that characterises the effectiveness of efforts in distributing additional benefits given that in the modern world the first category must be guaranteed unconditionally and does not require high importance in the integral index but is calculated only with the formal monitoring objectives.

Consequently, we have calculated ISJ basing on four different alternatives of the values of weight coefficients:

1) no regard to the weight of individual factors with the assumption about the same importance of each component and the definition of ISJ by the arithmetic mean method (see Fig. 3);

2) equal importance of the two sets of social justice indicators ($\alpha=\beta=0.5$), as well as greater importance either the observance of fundamental human rights ($\alpha=0.7$; $\beta=0.3$), or justice in the distribution of socio-economic achievements of society ($\alpha=0.3$; $\beta=0.7$), see Table 3.

Figure 3. ISJ for 16 EU member states with the most obvious links between economic outcomes and efficiency of social sphere regulation – groups 1 and 2, noted above


(Source: Own compilations)

Table 3. Social justice level in selected EU member states

Countries (Group 1)	ISJ			Countries (Group 2)	ISJ		
	$\alpha=0.5;$ $\beta=0.5$	$\alpha=0.7;$ $\beta=0.3$	$\alpha=0.3;$ $\beta=0.7$		$\alpha=0.5;$ $\beta=0.5$	$\alpha=0.7;$ $\beta=0.3$	$\alpha=0.3;$ $\beta=0.7$
Finland	0.869	0.917	0.820	Estonia	0.809	0.844	0.774
				Portugal	0.724	0.758	0.690
Netherlands	0.836	0.876	0.796	Lithuania	0.684	0.712	0.656
Sweden	0.814	0.852	0.776	Latvia	0.646	0.675	0.617
Belgium	0.800	0.841	0.759	Poland	0.631	0.670	0.592
Denmark	0.792	0.827	0.757	Bulgaria	0.576	0.603	0.550
Luxembourg	0.812	0.849	0.774	Greece	0.550	0.605	0.494
Germany	0.778	0.812	0.745	Romania	0.530	0.579	0.480
				Croatia	0.526	0.566	0.486

(Source: Own calculations)

For the first option, in which the weight of all social justice components is the same, as well as for the methods where the calculation of the integral index of social justice is carried out by the weighted mean method, the seven countries that demonstrate the highest economic efficiency and the least income distribution inequality noticeably preserve the leadership. The experience of guaranteeing the rights of citizens and the distribution policy of Estonia is, to a certain extent, an

atypical example of high social justice at lower official economic successes: the value of its indices is practically at the level of Sweden in all calculation methods. We believe that such an exceptional example of a significant advance in the quality of state regulation of distribution relations, as compared to today's GNI indicators and income distribution indices, is a sign of a rapidly growing economy in which the state creates an efficient infrastructure to support and stimulate the development of its citizens and to assure their active participation and involvement in social processes. Such an outcome in the nearest future may result in the leadership in other macroeconomic indicators the formation of which is known to have a certain lag effect.

However, the presented results for different calculation methods reveal that none of the countries has ideal, absolutely socially fair conditions for the life of the population and economic development. Furthermore, even Finland, with its obvious leadership, has reserves for improving the distribution policy of the state, primarily with regard to the distribution of socio-economic benefits, i.e. those social benefits that are not recognised by the advocates of the theory of justice and the basic normative acts in respect of human rights as obligatory for state guarantees.

In fact, all countries, with more or less accomplishments in creating a comfortable environment for the population and business, clearly demonstrate one more pattern: the ISJ is much higher, if the higher weight is given to the "Availability of fundamental rights and freedoms" block. This fact gives us grounds for concluding that even in developed countries, the state administration is directed more towards supporting minimum social standards and ensuring the fundamental rights and freedoms of citizens. The noted vector of state regulation of the socio-economic sphere far outweighs the focus on providing an effective distribution policy on other aspects of life that have a more stimulating, rather than supportive effect on society.

A complete picture of the effectiveness of government programmes ensuring fairness, particularly income distribution that is just in the sense of public understanding, can certainly be obtained only through processing greater array of information, including sociological assessment of the satisfaction with partial aspects of justice. However, the fact that responsibility and efficiency of the state in fair distribution of public goods is a key driving force for building a thriving social economy is indisputable. In this study, we have illustrated the possibility of finding reserves for the improvement of distributive mechanisms and the existence of the link between the level of fairness of the living environment and doing business with the economic success of the countries basing on the example of the fragment of available statistical data on those aspects of equity which are simultaneously recognised as components of a competitive economy.

3. Conclusions

Reducing or preventing social inequalities requires continuous monitoring of a state's compliance with and progress towards the implementation of the fundamental rights and freedoms that are acceptable for the society, as well as the

standards of distributive policy regarding other socio-economic benefits ensuring availability of which is the responsibility of the state. Nevertheless, there is no reliable statistical constant basis for that and methodological tools remain insufficiently developed. Combining fundamental principles of justice theory and advanced instruments for assessing its individual factors, we suggest improving the justice measurement basing on an aggregate index which components are driven by the logics of justice understanding. First of all, it must include observance of fundamental human rights in the form of minimum social standards guaranteeing the quality of life. Second of all, due to the fact that socio-economic development inevitably leads to the desire for a higher level of fairness, we advocate that an index that will measure the current level of fairness in the distribution processes against the indices of the most fair and prosperous countries or any other comparable social groups should be the second component. There is no doubt that understanding of justice is a priori burdened by subjective factors, but in the civilized world the need to provide at least basic justice in the form of an unconditional guarantee and enforcement of human rights is absolutely certain. The ratio of the weights of two sub-indexes, together with the calculation method, is the foremost suggestion of the authors which needs further expansion, particularly in scientific papers of colleagues interested in justice studies.

References

- Berg A., Ostry J., and Zettelmeyer J.(2012). What makes growth sustained ? *Journal of Development Economics*, 98(2), 149-166.
- Collins, J. D., McMullen, J. S., and Reutzell, C. R. (2016). Distributive justice, corruption, and entrepreneurial behaviour. *Small Business Economics*, 47(4), 981-1006.
- Cook, K. S., and Hegtvedt, K. A. (1983). Distributive justice, equity, and equality. *Annual review of sociology*, 9(1), 217-241.
- Diržytė, A., Rakauskienė, O. G., and Servetkienė, V. (2017). Evaluation of resilience impact on socio-economic inequality. *Entrepreneurship and sustainability issues*, 4(4), 489-500.
- Doyle, M. W., and Stiglitz, J. E. (2014). Eliminating extreme inequality: A sustainable development goal, 2015–2030. *Ethics & International Affairs*, 28(1), 5-13.
- Eckhoff, T.(1974). Justice: Its Determinants in Social Interaction. Rotterdam: Rotterdam Press.
- Hospers, J. (2003). The libertarian manifesto, in James Sterba (Ed.), *Morality in Practice*, (pp.21-27).7thedn. Belmont. CA: Wadsworth.
- Jasso, G., Törnblom, K. Y., and Sabbagh, C. (2016). Distributive justice (pp. 201-218). In *Handbook of social justice theory and research* .Springer New York.
- Kilchrist, E., Block, W. (2006). Distributive justice. *International Journal of Social Economics*, 33(2), 102-110.
- Kim, T. Y., Edwards, J. R., and Shapiro, D. L. (2015). Social comparison and distributive justice: East Asia differences. *Journal of Business Ethics*, 132(2), 401-414.
- Lamont, J. (Ed.). (2017). *Distributive justice*. Routledge.
- Leventhal, G. S. (1980). What should be done with equity theory? (pp. 27-55). In *Social*

exchange. Springer US.

- Mishchuk, H., Samoliuk, N., and Bilan Y. (2018). Income inequality and its consequences within the framework of social justice. *Problems of Sustainable Development Journal*, 2.
- Palma J. G. (2011). Homogenous middles vs. heterogeneous tails, and the end of the 'Inverted-U': the share of the rich is what it's all about". *Cambridge Working Papers in Economics*.
- Peri, R. (2013). Nussbaum's political liberalism: justice and the capability threshold. *International Journal of Social Economics*, 40(7), 613-623.
- Rakauskienė, O. G., and Strunz, H. (2016). Approach to Reduction of Socioeconomic Inequality: Decrease of Vulnerability and Strengthening Resilience. *Economics and Sociology*, 9(4), 243-258. DOI: 10.14254/2071-789X.2016/9-4/15
- Rawls J. A. (1971). *Theory of Justice*. Cambridge, Mass.: The Belknap Press of Harvard University Press.
- Stiglitz, J. E. (2000). *Economics of the public sector*. New York W. W. Norton & Company.
- Stiglitz, J. E. (2012). Macroeconomic fluctuations, inequality, and human development. *Journal of Human Development and Capabilities*, 13(1), 31-58.
- Strielkowski, W., Tumanyan, Y., and Kalyugina, S. (2016). Labour Market Inclusion of International Protection Applicants and Beneficiaries. *Economics and Sociology*, 9(2), 293-302. DOI: 10.14254/2071-789X.2016/9-2/20
- Tomaszewicz, Ł., and Trębska, J. (2015). The role of general government in the income redistribution in the Polish economy. *Journal of International Studies*, 8(2), 83-100.
- UN General Assembly, (1948). *Universal declaration of human rights*.
- WEF (2016-2017). Global Competitiveness Report – [Electronic Resource]. - Available at: http://www3.weforum.org/docs/gcr/2016-2017/Global_Competitiveness_Report_2016-2017.pdf