

Evidence of strong quasar feedback in the early Universe

R. Maiolino,¹ S. Gallerani,² R. Neri,³ C. Cicone,¹ A. Ferrara,² R. Genzel,⁴ D. Lutz,⁴
 E. Sturm,⁴ L. J. Tacconi,⁴ F. Walter,⁵ C. Feruglio,³ F. Fiore,⁶ E. Piconcelli⁷

¹*Cavendish Laboratory, University of Cambridge, 19 J. J. Thomson Ave., Cambridge CB3 0HE, UK*

²*Scuola Normale Superiore, Piazza dei Cavalieri 7, 56126 Pisa, Italy*

³*Institute de Radioastronomie Millimetrique (IRAM), 300 Rue de la Piscine, 38406, St. Martin d’Heres, Grenoble, France*

⁴*Max-Planck-Institut für Extraterrestrische Physik (MPE), Giessenbachstr. 1, 85748 Garching, Germany*

⁵*Max-Planck-Institut für Astronomie, Knigstuhl 17, 69177 Heidelberg, Germany*

⁶*Osservatorio Astronomico di Roma, INAF, via di Frascati 33, 00040 Monteporzio Catone, Italy*

⁷*ESA-ESAC, Camino bajo del Castillo, Villanueva de la Canada, E-28692 Madrid, Spain*

Accepted . Received

ABSTRACT

Most theoretical models invoke quasar driven outflows to quench star formation in massive galaxies, and this feedback mechanism is required to account for the population of old and passive galaxies observed in the local universe. The discovery of massive, old and passive galaxies at $z \sim 2$, implies that such quasar feedback onto the host galaxy must have been at work very early on, close to the reionization epoch. We have observed the [CII]158 μ m transition in SDSSJ114816.64+525150.3 that, at $z=6.4189$, is one of the most distant quasars known. We detect broad wings of the line tracing a quasar-driven massive outflow. This is the most distant massive outflow ever detected and is likely tracing the long sought quasar feedback, already at work in the early Universe. The outflow is marginally resolved on scales of ~ 16 kpc, implying that the outflow can really affect the whole galaxy, as required by quasar feedback models. The inferred outflow rate, $\dot{M} > 3500 M_{\odot} \text{ yr}^{-1}$, is the highest ever found. At this rate the outflow can clean the gas in the host galaxy, and therefore quench star formation, in a few million years.

Key words: galaxies: evolution - galaxies: high-redshift - quasars: general

1 INTRODUCTION

The old stellar population and low gas content characterizing local massive galaxies, as well as their steeply declining number at high masses, have been difficult to explain in most theoretical scenarios of galaxy formation. Indeed, in the absence of “negative feedback” on star formation (i.e. a mechanism to decrease star formation), theoretical models expect a much larger number of massive galaxies than observed and characterized by young stellar populations (Menci et al. 2006; Bower et al. 2006). To reconcile theory with observations, most models invoke massive outflows driven by the radiation pressure generated by quasars, which are expected to clear their host galaxies of the bulk of their gas, therefore quenching star formation (Silk & Rees 1998; Granato et al. 2004; Di Matteo et al. 2005; Springel et al. 2005; Croton et al. 2006; Narayanan et al. 2008; Hopkins et al. 2008; Fabian et al. 2009; King 2010; King et al. 2011; Hopkins & Elvis 2010; Zubovas & King 2012). Evidence for such negative feedback has been found only recently in quasar hosts through the discovery of massive outflows, in particular through the detection of P-Cygni profiles of far-IR OH transitions (Fischer et al. 2010; Sturm et al. 2011), the detection high velocity wings of molecular emission lines (CO, HCN, Feruglio et al. 2010; Alatalo et al.

2011; Aalto et al. 2012) and the detection of high velocity neutral gas in absorption and of high velocity ionized gas (Nesvadba et al. 2010; Rupke & Veilleux 2011; Greene et al. 2011). Evidence for quasar-driven massive outflows have also been found through the bright [CII]158 μ m fine structure line; indeed, Herschel spectra of nearby quasars have revealed prominent [CII] broad wings, associated with the molecular outflow traced by the OH absorption lines (Fischer et al. 2010, Sturm et al. in prep.). Quasar-driven outflows have been detected also at high redshift (although exploiting different tracers, Alexander et al. 2010; Nesvadba et al. 2011; Harrison et al. 2012). Moreover, evidence has been found that these outflows are indeed quenching star formation in their host galaxies (Cano-Díaz et al. 2012; Farrah et al. 2012; Steinhardt & Silverman 2011; Page et al. 2012), as expected by models.

However, the discovery of old (age > 2 Gyr), passive and massive galaxies at $z \sim 2$ (Cimatti et al. 2004; Saracco et al. 2005; McCarthy et al. 2004; Glazebrook et al. 2004), when the Universe had an age of only ~ 3 Gyr, requires that the quasar feedback quenching mechanism must have been at work already at $z > 6$ (age of the Universe less than one Gyr), i.e. close to the reionization epoch. Quasar driven winds have been observed up to $z \sim 6$ (Maiolino et al. 2001, 2004), however these are associated with ionized gas in the vicinity of the black hole, accounting only

for a tiny fraction of the total gas in the host galaxy. So far, no observational evidence was found for the massive, quasar driven outflows at $z > 6$ required by feedback models to explain the population of old massive galaxies at $z \sim 2$.

Here we focus on one of the most distant quasars known, SDSSJ114816.64+525150.3 (hereafter J1148+5251), at $z=6.4189$ (Fan et al. 2003). CO observations have revealed a large reservoir of molecular gas, $M_{\text{H}_2} \sim 2 \times 10^{10} M_{\odot}$, in the quasar host galaxy (Walter et al. 2003; Bertoldi et al. 2003b). The strong far-IR thermal emission inferred from (sub-)millimeter observations reveals vigorous star formation in the host galaxy, with $\text{SFR} \sim 3000 M_{\odot} \text{ yr}^{-1}$ (Bertoldi et al. 2003a; Beelen et al. 2006). J1148+5251 is also the first high redshift galaxy in which the the [CII]158 μm line was discovered (Maiolino et al. 2005). High resolution mapping of the same line with the IRAM PdBI revealed that most of the emission is confined within ~ 1.5 kpc, indicating that most of the star formation is occurring within a very compact region (Walter et al. 2009).

Previous [CII] observations of J1148+5251 did not have a bandwidth large enough to allow the investigation of broad wings tracing outflows, as in local quasars. In this letter we present new IRAM PdBI observations of J1148+5251 that, thanks to the wide bandwidth offered by the new correlator, have allowed us to discover broad [CII] wings tracing a very massive and energetic outflow in the host galaxy of this early quasar. We show that the properties of this outflow are consistent with the expectations of quasar feedback models.

We assume the concordance Λ -cosmology with $H_0 = 70.3 \text{ km s}^{-1} \text{ Mpc}^{-1}$, $\Omega_{\Lambda} = 0.73$ and $\Omega_{\text{m}} = 0.27$ (Komatsu et al. 2011).

2 OBSERVATIONS AND DATA REDUCTION

Observations with the IRAM PdBI were obtained mostly in April 2011 in D configuration (mostly with $1.5 < \text{PWV} < 3.5$ mm), while a few hours were also obtained in January 2011 in C+D configuration ($\text{PWV} < 1.5$ mm). The resulting synthesized beam is $2.2'' \times 1.8''$. The receivers were tuned to 256.172 GHz, which is the rest frame frequency of [CII] at the redshift of the quasar, $z=6.4189$ (Maiolino et al. 2005). The following flux calibrators were used: 3C454.3, MWC349, 0923+392, 1150+497, 3C273, 3C345, 1144+542, J1208+546, J1041+525, 1055+018. Uncertainties on the absolute flux calibration are 20%. The total on-source integration time was 17.5 hours, resulting in a sensitivity of $0.08 \text{ Jy km s}^{-1} \text{ beam}^{-1}$ in a channel with width 100 km s^{-1} .

The data were reduced by using the CLIC and MAPPING packages, within the GILDAS-IRAM software. Cleaning of the resulting maps was run by selecting the clean components on an area of $\sim 3''$ around the peak of the emission. For each map the resulting residuals are below the 1σ error, ensuring that sidelobes are properly cleaned away. Anyhow, as discussed in the following, the size determination has been investigated directly on the uv data, therefore independently of the cleaning.

3 RESULTS

3.1 Detection of broad wings

The continuum was subtracted from the uv data by estimating its level from the channels at $v < -1300 \text{ km s}^{-1}$ and at $v > +1300 \text{ km s}^{-1}$. The inferred continuum flux is 3.7 mJy , which is

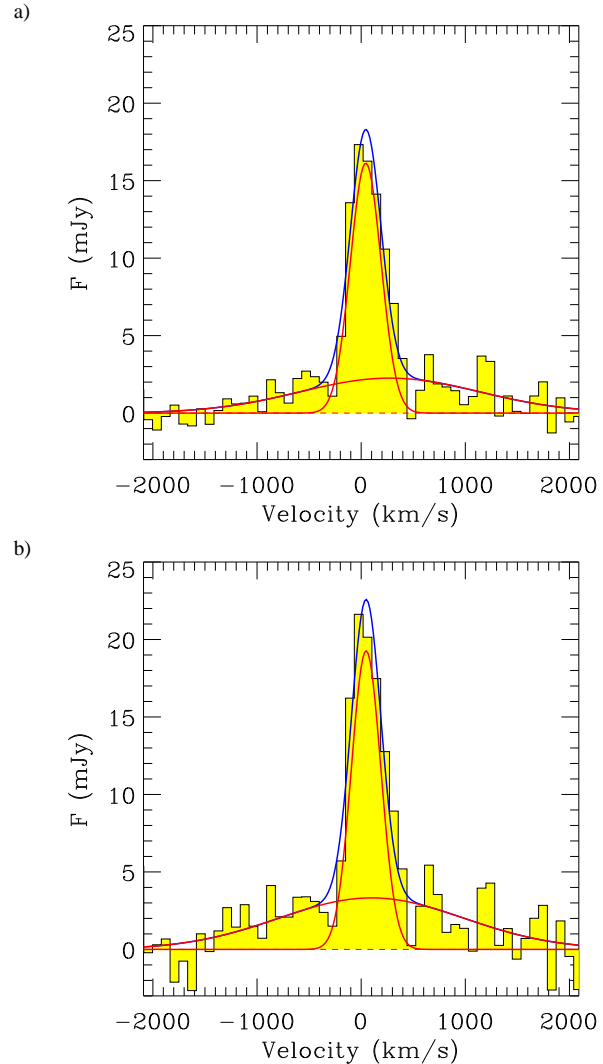


Figure 1. IRAM PdBI continuum-subtracted spectrum of the [CII]158 μm line, redshifted to 256.172 GHz, in the host galaxy of the quasar J1148+5152 extracted from an aperture with a diameter of $4''$, top, and $6''$, bottom. The spectrum has been resampled to a bin size of 85 km s^{-1} . The red lines show a double Gaussian fit ($\text{FWHM}=345 \text{ km s}^{-1}$ and $\text{FWHM}=2030 \text{ km s}^{-1}$) to the line profile, while the blue line shows the sum of the two Gaussian components.

fully consistent with the value expected (4 mJy) from the bolometric observations (Bertoldi et al. 2003a), once the frequency range of the latter and the steep shape of the thermal spectrum are taken into account.

Fig. 1a shows the continuum-subtracted spectrum, extracted from an aperture of $4''$ (corresponding to a physical size of 11 kpc). Fig. 1b shows the spectrum extracted from a larger aperture of $6''$ that, although noisier than the former spectrum, recovers residual flux associated with the beam wings and with any extended component.

The spectrum shows a clear narrow [CII]158 μm emission line, which was already detected by previous observations (Maiolino et al. 2005; Walter et al. 2009). However, thanks to the much wider bandwidth relative to previous data, our new spectrum reveals broad [CII] wings extending to about $\pm 1300 \text{ km s}^{-1}$. These are indicative of a powerful outflow, in analogy with the broad wings that have been observed in the molecular and fine struc-

ture lines of local quasar host galaxies. The spectrum is fit¹ with a narrow (FWHM=345 km s⁻¹) and a broad (FWHM=2030 km s⁻¹) Gaussian, as shown in Fig. 1, resulting into $\chi^2_{\text{red}} = 1.11$. By removing the broad component the χ^2 increases from 195 to 229 (with 175 degrees of freedom), implying that the broad component is required at a confidence level higher than 99.9%.

Theoretical models predict that starburst-driven winds cannot reach velocities higher than 600 km s⁻¹ (Martin 2005; Thacker et al. 2006), therefore the high velocities observed in the [CII] wings of J1148+5251 strongly favor radiation pressure from the quasar nucleus as the main driving mechanism of the outflow. Quasar radiation pressure is favored, relative to SN-driven winds, also based on energetics arguments, as discussed later on.

3.2 Outflowing gas mass

The luminosity of the broad [CII] component allows us to infer a lower limit of the outflowing atomic gas mass, using,

$$\frac{M_{\text{outf}}(\text{atomic})}{M_{\odot}} = 0.77 \left(\frac{0.7 L_{[\text{CII}]}}{L_{\odot}} \right) \left(\frac{1.4 \cdot 10^{-4}}{X_{\text{C}^+}} \right) \frac{1 + 2 e^{-91\text{K}/T} + n_{\text{crit}}/n}{2 e^{-91\text{K}/T}} \quad (1)$$

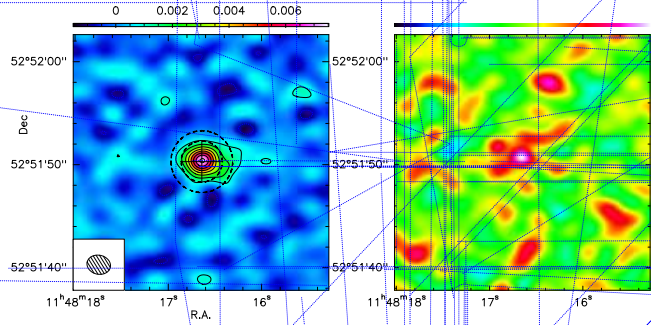
(Hailey-Dunsheath et al. 2010), where X_{C^+} is the C⁺ abundance per hydrogen atom, T is the gas temperature, n is the gas density and n_{crit} is the critical density of the [CII]158 μm transition ($\sim 3 \times 10^3 \text{ cm}^{-3}$). By assuming a density much higher than the critical density, Eq. 1 gives a lower limit on the mass of atomic gas. The quasar-driven outflows observed locally are characterized by a wide range of densities, including both dense clumps and diffuse, low density gas (Cicone et al. 2012; Aalto et al. 2012; Fischer et al. 2010), therefore our assumption on the gas density gives a conservative lower limit on the outflowing gas mass. We assume a temperature of 200 K, however the dependence on the temperature is weak (going from 100 K to 1000 K the implied gas mass is within 20% of the value obtained at 200 K). Furthermore, we assume a C⁺ abundance typical of PDRs, i.e. $X_{\text{C}^+} = 1.4 \times 10^{-4}$ (Savage & Sembach 1996), which is also conservative, since the gas in the outflow is certainly, on average, at a higher state of ionization. The luminosity of the [CII] broad component is inferred from the flux of this component in the spectrum extracted from an aperture of 6'' ($F_{[\text{CII}]}(\text{broad}) = 6.8 \text{ Jy km s}^{-1}$), yielding $L_{[\text{CII}]}(\text{broad}) = 7.3 \pm 0.9 \times 10^9 L_{\odot}$. We obtain a lower limit on the outflowing atomic gas mass of

$$M_{\text{outf}}(\text{atomic}) > 7 \times 10^9 M_{\odot} \quad (2)$$

We emphasize that this is a conservative lower limit on the total mass of outflowing gas, not only because of the assumptions on the physical properties of the outflowing atomic gas, but also because a significant fraction of the outflowing gas is likely in the molecular form.

3.3 Extension

Fig. 2(a) shows the map of the [CII] narrow component integrated within² $-300 < v < +400 \text{ km s}^{-1}$. Note that in this case we have subtracted a pseudo-continuum defined by the flux observed



¹ Note that, although Fig. 1 shows the spectrum resampled in channels of 85 km s⁻¹ for sake of clarity, the fit was performed on the unbinned spectrum to avoid any fitting artifact associated with the binning.

² The line core integration limits are asymmetric because the narrow component is slightly skewed towards positive velocities.

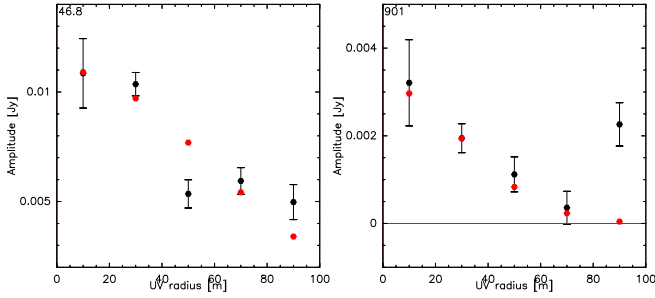


Figure 3. Amplitude of the visibilities as a function of the baseline distance (black symbols) for the narrow component of the [CII] line (a) and for its broad wings (b). In both cases the distribution of visibilities is inconsistent with an unresolved source (which would give a flat distribution). The red symbols show the result of the best fit by using a circular Gaussian model. Note that the units (Jy) refer to the average flux in the selected channels associated with the line, to obtain the units in terms of line flux one has to multiply by 700 km s^{-1} and by 1800 km s^{-1} , respectively.

and it would support models ascribing the capability of cleaning entire galaxies, out to large radii, to quasar-driven outflows. However, the intensity of the last visibility at 90 m suggests that the structure of the outflow is more complex and cannot be modelled with a simple Gaussian. We have attempted to fit a ring-like morphology to the uv data, but the fit does not improve and the inner radius is set to a very small value ($< 0.1''$).

Finally, we note that the fit also requires an offset of the core of the wings of $0.3'' (\pm 0.1'')$ relative to the line core, this is also observed in the map (Fig. 2b). The offset is small and marginally significant. However, even if real, an offset of the centroid of the outflowing gas is not surprising, since outflows observed in local and high- z galaxies are not aligned with the galaxy centers (Weiß et al. 2001; Walter et al. 2004; Wilson et al. 2008; Alatalo et al. 2011).

3.4 Outflow rate, energetics and depletion time

Given the limited information available, we cannot elaborate on sophisticated models. We have assumed a simple scenario where the outflow occurs in a spherical volume (or conical or multi-conical volume), with radius R_{outflow} , uniformly filled with outflowing clouds. Note that the outflowing clouds can have any density distribution, since we are assuming the conservative case of $n \gg n_{\text{cr}}$, which gives a lower limit on the outflowing mass according to Eq.1. The presence of clouds with density below the critical density would result into an even higher outflow mass and outflow rate.

For the geometry discussed above, the volume-averaged density of atomic gas in the outflow is $\langle \rho_{\text{outfl}} \rangle_V = 3 M_{\text{outfl}} / (\Omega R_{\text{outfl}}^3)$ where Ω is the total solid angle subtended by the (multi-)conical outflow ($\Omega = 4\pi$ for a spherical outflow). Note that $\langle \rho_{\text{outfl}} \rangle_V$ should not be confused with the gas density of the individual clouds. In the case of a shell (or fragmented shell) geometry the volume-averaged density is $\langle \rho_{\text{outfl}} \rangle_V = 3 M_{\text{outfl}} / [\Omega (R_{\text{outfl}}^3 - R_{\text{in}}^3)] \approx M_{\text{outfl}} / (\Omega R_{\text{outfl}}^2 dR)$, where R_{in} is the inner radius of the shell and where the last approximation holds in the case that the shell thickness ($dR = R_{\text{outfl}} - R_{\text{in}}$) is much smaller than its radius. In these equations Ω is the total solid angle subtended by the (fragmented) shell.

In the case of a spherical, or multi-conical, geometry the outflow rate is then given by

$$\dot{M}_{\text{outfl}} \approx v \Omega R_{\text{outfl}}^2 \langle \rho_{\text{outfl}} \rangle_V = 3 v \frac{M_{\text{outfl}}}{R_{\text{outfl}}} \quad (3)$$

where v is the outflow velocity. In the case of a (fragmented) shell-like geometry

$$\dot{M}_{\text{outfl}} \approx 3v \frac{R_{\text{outfl}}^2 M_{\text{outfl}}}{R_{\text{outfl}}^3 - R_{\text{inner}}^3} \approx v \frac{M_{\text{outfl}}}{dR} \quad (4)$$

Clearly the shell-like geometry gives an even higher outflow rate relative to the spherical/multi-conical geometry. In the following we conservatively assume the latter geometry. Note also that the outflow rate is independent of Ω , both in the (multi-) conical and in the (fragmented) shell geometries.

Since we have a lower limit on M_{outfl} , we can derive a conservative lower limit on the outflow rate. In particular, by taking $R_{\text{outfl}} = 8 \text{ kpc}$ and $v = 1300 \text{ km s}^{-1}$ (conservatively assuming that the maximum velocity observed in the wings is the de-projected velocity of the outflow, which is a lower limit in the case of a conical outflow not intercepting the plane of the sky), we obtain

$$\dot{M}_{\text{outfl}} > 3500 M_{\odot} \text{ yr}^{-1} \quad (5)$$

We note that if the outflow size has been overestimated, due to the low signal-to-noise in the wings, as discussed above, and the bulk of the flux is actually unresolved, then the lower limit on the outflow rate in Eq. 5 is even more conservative, since the outflow rate scales as $1/R_{\text{outfl}}$. As discussed above, a (fragmented) shell-like geometry would give an even higher outflow rate. Concerning the velocity field, the angular resolution of our data does not allow us to map the kinematics of the outflow. However, we note that, in the nearby quasar Mrk231, transitions tracing the outflow on different scales have the same profile and the same maximum velocity (Aalto et al. 2012; Ciccone et al. 2012), supporting the scenario where quasar driven outflows have velocity roughly constant throughout the wind. The same kinematics is likely to apply to J1148 as well. However, new higher angular resolution observations will allow us to better constrain the kinematics.

The inferred lower limit on the outflow rate is similar to the star formation rate in the host galaxy ($\sim 3000 M_{\odot} \text{ yr}^{-1}$).

The kinetic power associated with the outflow is given by

$$P_K \approx 0.5 v^2 \dot{M}_{\text{outfl}} > 1.9 \times 10^{45} \text{ erg s}^{-1} \quad (6)$$

which is about 0.6% of the bolometric luminosity of the quasar nucleus. On the one hand, this is well below the maximum efficiency expected for quasars to drive outflows ($P_K/L_{\text{bol}} \sim 5\%$, Lapi et al. 2005), meaning that the quasar radiation pressure is probably fully capable of driving the outflow observed in J1148+5251. On the other hand, the lower limit on the outflow kinetic power is barely consistent with the kinetic power that can be achieved by a starburst driven wind ($P_K(\text{SB}) = 7 \times 10^{41} (\text{SFR}/M_{\odot} \text{ yr}^{-1}) \text{ erg s}^{-1} \approx 2 \times 10^{45} \text{ erg s}^{-1}$ for J1148+5152, Veilleux et al. 2005), therefore we cannot exclude a starburst contribution to the wind based solely on energetic arguments and by using simple scaling equations. However, as discussed above the very high outflow velocities are difficult to explain by starburst driven winds models, hence strongly favoring quasar radiation pressure as the main driving mechanism.

We also mention that a parallel paper (Valiante et al. 2012), by exploiting existing detailed cosmological models specifically suited for J1148 constrained by all observable quantities, do predict a quasar-driven wind fully consistent with the outflow rate measured by us, while the outflow contribution by the starburst is orders of magnitude lower.

The molecular gas content in the host galaxy of J1148+5251, as inferred by CO observations, is $2 \times 10^{10} M_{\odot}$ (Walter et al. 2003; Bertoldi et al. 2003b). At the observed (minimum) outflow rate, the

quasar host galaxy will be cleaned of its gas content, hence quenching star formation, within less than 6×10^6 yr.

4 CONCLUSIONS

By using the IRAM PdBI, we have discovered an exceptional outflow in the host galaxy of the quasar J1148+5251 at $z=6.4$, through the detection of prominent broad wings of the [CII]158 μ m line, with velocities up to about ± 1300 km s $^{-1}$. This is the most distant massive outflow ever detected and it is likely tracing the long sought quasar-feedback already in place in the early Universe, close to the re-ionization epoch. Both the high outflow velocity and the kinetic power ($P_K > 1.9 \times 10^{45}$ erg s $^{-1}$) favor quasar radiation pressure as the main driving mechanism. A more detailed cosmological model of J1148 (Valiante et al. 2012) confirms that in this object a quasar-driven outflow is expected with an outflow rate consistent with what observed by us, while the contribution from the starburst wind is orders of magnitude lower.

We marginally resolve the outflow, with a size of about 16 kpc, which would make it the largest outflow ever detected. This finding supports models ascribing the capability of cleaning entire galaxies, out to large radii, to quasar-driven outflows. However, higher angular resolution and deeper observations are required to confirm the outflow extension.

We infer a conservative lower limit on the total outflow rate of $\dot{M}_{\text{outfl}} > 3500 M_{\odot} \text{ yr}^{-1}$, which would be the highest outflow rate ever detected. This lower limit on the outflow rate is higher than the SFR in the quasar host ($\text{SFR} \approx 3000 M_{\odot} \text{ yr}^{-1}$). At the observed outflow rate the gas content in the host galaxy will be cleaned, and therefore star formation will be quenched, in less than 6×10^6 yrs. Such a fast and efficient quenching mechanism, already at work at $z > 6$, is what is required by models to explain the properties of massive, old and passive galaxies observed in the local Universe and at $z \sim 2$.

ACKNOWLEDGMENTS

This work is based on observations carried out with the IRAM Plateau de Bure Interferometer. IRAM is supported by INSU/CNRS (France), MPG (Germany) and IGN (Spain). We are grateful to A. Marconi for useful comments. S.G. thanks INAF