

Optimizing N Fertilizer Rates For Seed Yield in *Camelina sativa* and *Brassica carinata*

S. S. Malhi¹, E. N. Johnson², L. Hall³, W. May⁴, S. Phelps⁵, D. Leach¹, K. Topinka³, and B. Nybo⁶

¹Agriculture and Agri-Food Canada (AAFC), Melfort, P.O. Box 1240, Saskatchewan, Canada S0E 1A0
(Phone: 306-752-2776 Ext. 230; E-mail: sukhdev.malhi@agr.gc.ca);

²AAFC, Scott, Saskatchewan;

³Department of Plant, Food and Nutrition Science, University of Alberta, Edmonton, Alberta;

⁴AAFC, Indian Head, Saskatchewan;

⁵Saskatchewan Agriculture, North Battleford, Saskatchewan;

⁶Wheatlands Conservation Area Inc., Swift Current, Saskatchewan

Introduction

- Camelina (*Camelina sativa* [L.] Crantz) is a new crop to western Canada, with potential applications in cosmetics, human nutrition and biofuel, and is being promoted as a low-input crop. It appears to more drought tolerant than other *Brassica* oilseed crops.
- Carinata (*Brassica carinata* L.), also called Ethiopian mustard, is an oil producing *Brassica* species with potential applications in lubricants, biopesticides and fish feed.
- The nitrogen (N) requirements to optimize yield of both camelina and *Brassica carinata* L. on the Canadian Prairies are not known.

Objectives

The objective of the study is to determine Optimum N fertilizer requirements for:

- Seed yield
- Seed quality
- N uptake,
- N use efficiency (NUE – seed yield in kg ha⁻¹ produced per unit of N supply)
- N fertilizer use efficiency (NFUE – seed yield in kg ha⁻¹ produced per unit fertilizer N)
- N utilization efficiency (NUTE – seed yield in kg ha⁻¹ produced per unit of N derived from soil without fertilizer N).

This report only contains information on optimum N requirements for Seed yield

Materials and Methods

- Field experiments were conducted at Scott, Melfort, Lethbridge (University of Alberta) and Swift Current (Wheatlands Conservation Area Inc.) in 2008; at Scott, Melfort, Lethbridge and Indian Head (camelina only) in 2009 and 2010.

- The adverse weather in 2010 resulted in losing both trials at Lethbridge and the camelina trial at Melfort.
- In 2008, two different experiments were set up.
- In Experiment 1, rates of 0, 40, 80, 120 and 160 kg N ha⁻¹ were applied to camelina and *B. carinata*.
- Experimental design was a split-plot with crop type being the main plot and N rate being the sub-plot.
- Experiment 2 was conducted at Scott only, with rates of 0, 25, 50, 75, 100, 125, and 150 kg N ha⁻¹.
- The N treatments were applied in a RCBD design to camelina and *B. carinata* in separate experiments.
- In 2009 and 2010 in Experiment 2, the rates of 0, 25, 50, 75, 100, 125, 150 and 200 kg N ha⁻¹ were applied in a RCBD design to camelina and *B. carinata* in separate experiments.
- Data were collected on seed and straw yield, total N concentration in seed and straw to calculate protein concentration in seed (seed quality) and N uptake in seed and straw, and oil concentration in seed for seed quality.
- The data for seed yield were analyzed with PROC Mixed and a quadratic plateau response model was used to describe the response.
- The model calculates a join point, which is basically the N rate at which yields reach a plateau.

Summary

Camelina sativa

- In Experiment 1, camelina responded to N rates considerably and seed yields began to level off at 116 kg N ha⁻¹, which is the join point (Figure 1). Seed yield reached a plateau of 2035 kg ha⁻¹.
- In Experiment 2, there was also a substantial seed yield response to applied N and a yield plateau of 1915 kg ha⁻¹ was achieved at a rate of 95 kg N ha⁻¹ (Figure 2).

Brassica carinata

- In Experiment 1, *B. carinata* responded to N rates dramatically and seed yields began to level off at 108 kg N ha⁻¹ (Figure 3). Seed yield reached a plateau of 2158 kg ha⁻¹.
- In Experiment 2, a seed yield plateau of 1685 kg ha⁻¹ was achieved at a rate of 135 kg N ha⁻¹ (Figure 4).
- Previous studies by Gan et al. (2007) have shown that other *Brassica* crops reached a plateau at about 100 kg N ha⁻¹.

- These studies indicate that respective N requirements for camelina and *B. carinata* are similar to and slightly higher than *Brassica napus* canola, *Sinapis alba*, and *Brassica juncea*, depending on the soil climatic zone.

Conclusion

- Seed yields of camelina were consistent over years with seed yields reaching a plateau at N application rates of 95 to 108 kg ha⁻¹.
- *B. carinata* was a bit more inconsistent with seed yields reaching a plateau at N application rates of 108 to 135 kg ha⁻¹.

Acknowledgements

The funding support of:

- Prairie-Wide Canola Agronomy Research Agreement and
- Saskatchewan Ministry of Agriculture Development Fund is greatly appreciated.

***Camelina sativa* studies**

- Prairie-Wide Canola Agronomy Research Agreement,
- Canola Council of Canada,
- Alberta Canola Producers Commission,
- Saskatchewan Canola Development Commission,
- Manitoba Canola Growers Commission.

***Brassica carinata* studies**

- Saskatchewan Agriculture Development Fund,
- Saskatchewan Ministry of Agriculture ADF Project #20070130.

Camelina sativa

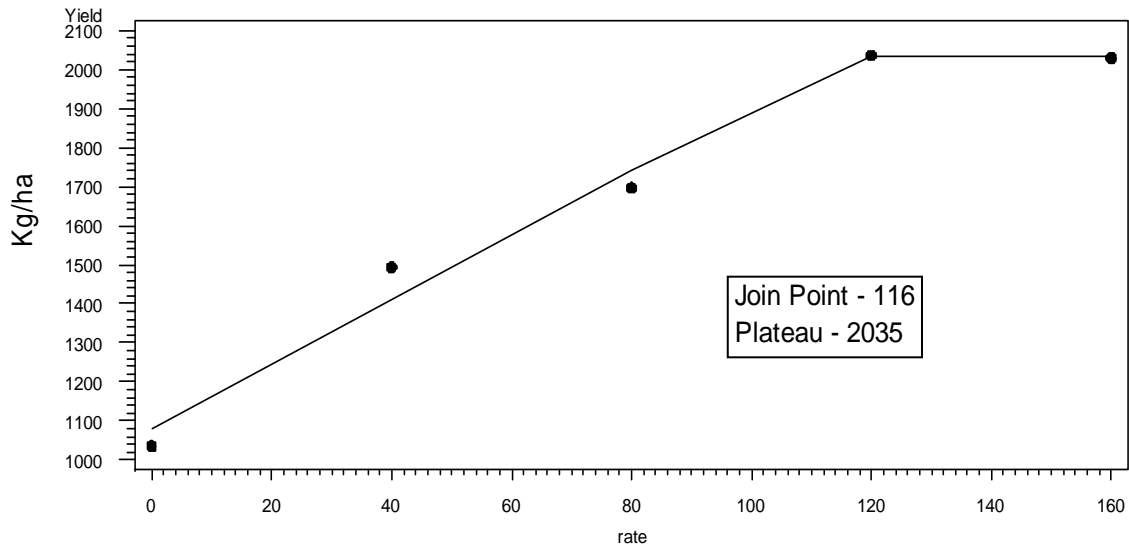


Figure 1. Seed yield response of *Camelina sativa* to N rate (average of 4 locations in Saskatchewan and Alberta in Experiment 1) in 2008.

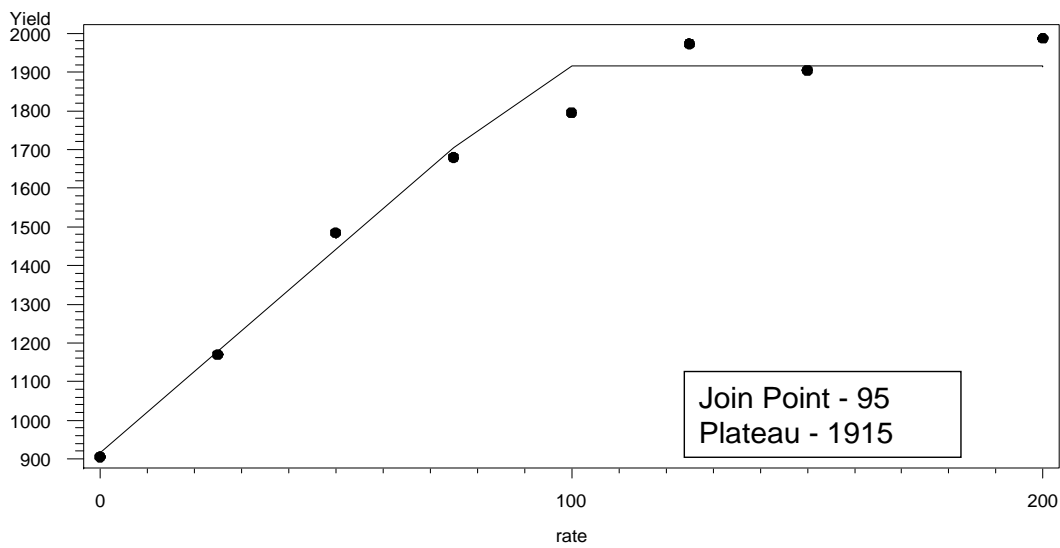


Figure 2. Seed yield response of *Camelina sativa* to N rate (average of 7 locations in Saskatchewan and Alberta in Experiment 2) in 2008 (one location), 2009 (four locations) and 2010 (two locations).

Brassica carinata

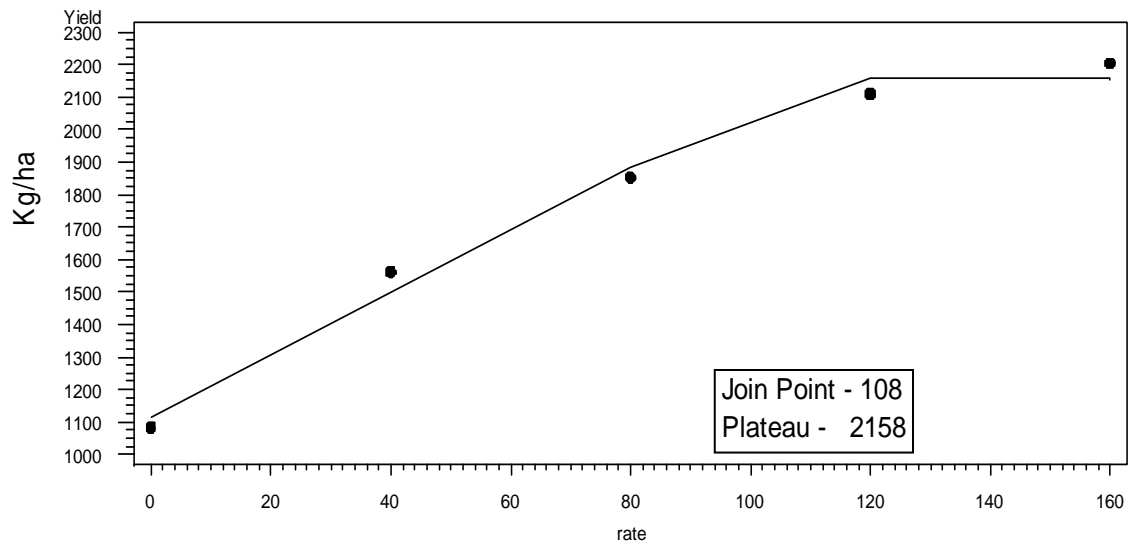


Figure 3. Seed yield response of *Brassica carinata* to N rate (average of 4 locations in Saskatchewan and Alberta in Experiment 1) in 2008.

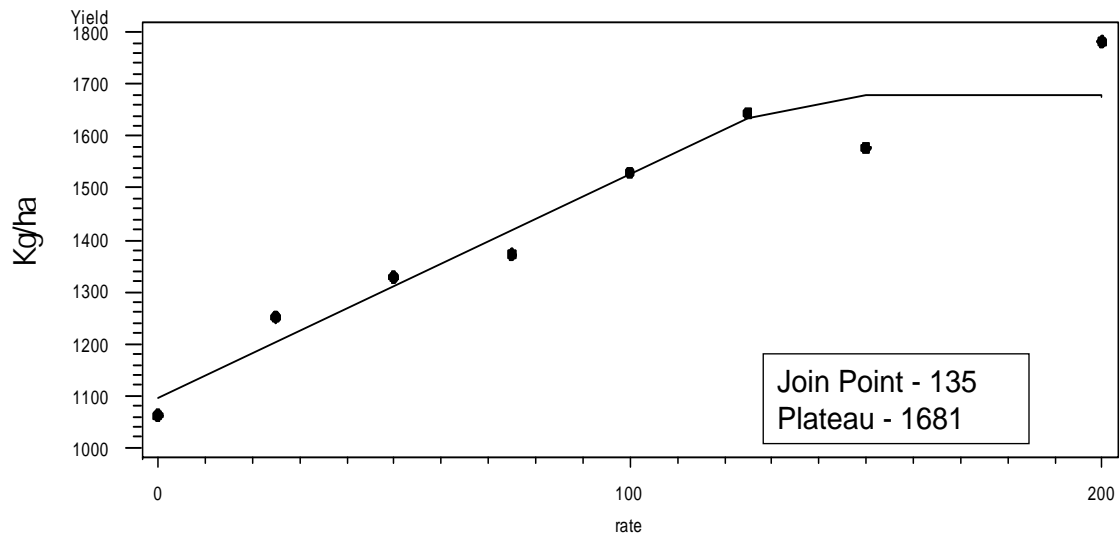


Figure 4. Seed yield response of *Brassica carinata* to N rate (average of 7 locations in Saskatchewan and Alberta in Experiment 2) in 2008 (one location), 2009 (four locations) and 2010 (2 locations).