

Rowan University

Rowan Digital Works

Stratford Campus Research Day

23rd Annual Research Day

May 2nd, 12:00 AM

Referral Patterns, Procedures, and Outcomes of a Large Community- Based Urology Group: a Retrospective Chart Review

Hassan A. Al Saleh
Rowan University

Gregory C. McMahon
Rowan University


Michael Douglas
Rowan University

Michael Console

Mihir Thaker
Rowan University

See next page for additional authors

Follow this and additional works at: https://rdw.rowan.edu/stratford_research_day

 Part of the [Community Health and Preventive Medicine Commons](#), [Male Urogenital Diseases Commons](#), [Neoplasms Commons](#), and the [Urology Commons](#)

Let us know how access to this document benefits you - share your thoughts on our [feedback form](#).

Al Saleh, Hassan A.; McMahon, Gregory C.; Douglas, Michael; Console, Michael; Thaker, Mihir; and Brown, Gordon A., "Referral Patterns, Procedures, and Outcomes of a Large Community- Based Urology Group: a Retrospective Chart Review" (2019). *Stratford Campus Research Day*. 15.
https://rdw.rowan.edu/stratford_research_day/2019/may2/15

This Event is brought to you for free and open access by the Conferences, Events, and Symposia at Rowan Digital Works. It has been accepted for inclusion in Stratford Campus Research Day by an authorized administrator of Rowan Digital Works. For more information, please contact rdw@rowan.edu.

Author(s)

Hassan A. Al Saleh, Gregory C. McMahon, Michael Douglas, Michael Console, Mihir Thaker, and Gordon A. Brown

Referral patterns, procedures, and outcomes of a large community-based urology group: a retrospective chart review



SCHOOL OF
OSTEOPATHIC MEDICINE

Hassan A. Al Saleh, Gregory C McMahon, Michael Douglas, Michael Console, Mihir Thaker, Gordon A Brown

Department of Urology

Rowan University School of Osteopathic Medicine

Introduction

According to the National Cancer Institute, prostate cancer is the most common non-cutaneous malignancy diagnosed in American men. Approximately 164,690 men will be diagnosed and 29,430 men will die from prostate cancer (PCa) in 2018 [1]. Prostate cancer specific antigen (PSA) is a serine-protease enzyme secreted by both normal and neoplastic prostatic tissue [2]. PSA is secreted into the glandular ducts of the prostate, and is elevated in the serum with prostatic inflammatory and neoplastic disease, thus serving as a marker for prostatic metastasis [2].

Since the introduction of prostate specific antigen (PSA) the diagnosis incidence of prostate cancer has increased drastically. Over the same time period, prostate cancer mortality has decreased almost 40% [1,3,4]. The United States Preventive Services Task Force (USPSTF), however, recommended against prostate cancer screening in men older than age 75 and noted insufficient evidence to determine the balance of benefits and harms of screening for prostate cancer in men younger than age 75, grade D (Fig. 1) [5]. As a result of the USPSTF recommendations, there has been a decrease in prostate cancer screening using prostate needle biopsies, digital rectal exams and PSA levels [6,7].

Grade	Definition
A	The USPSTF recommends the service. There is high certainty that the net benefit is substantial.
B	The USPSTF recommends the service. There is high certainty that the net benefit is moderate or there is moderate certainty that the net benefit is moderate to substantial.
C	The USPSTF recommends selectively offering or providing this service to individual patients based on professional judgment and patient preferences. There is at least moderate certainty that the net benefit is small.
D	The USPSTF recommends against the service. There is moderate or high certainty that the service has no net benefit or that the harms outweigh the benefits.
I Statement	The USPSTF concludes that the current evidence is insufficient to assess the balance of benefits and harms of the service. Evidence is lacking, of poor quality, or conflicting, and the balance of benefits and harms cannot be determined.

Figure 1. The USPSTF recommendation grade definitions [8].

Objectives

The purpose of our study is to assess the effects of the USPSTF grade D recommendation for PSA based screening on new PCa diagnoses within a large-community based private practice setting.

Methods

We completed a retrospective chart review of men with an elevated PSA seen in our clinic between May 2009–May 2015 who had undergone a prostate biopsy and were diagnosed with PCa. Further stratification of patients by age and risk category was investigated (Very low risk PCa was diagnosed according to Epstein criteria, while low, intermediate and high risk were classified according to D'Amico assessment). A student's T-test was used to compare means between groups, and a chi-squared test of independence was performed to examine the relation between date of screening and study variables.

Results

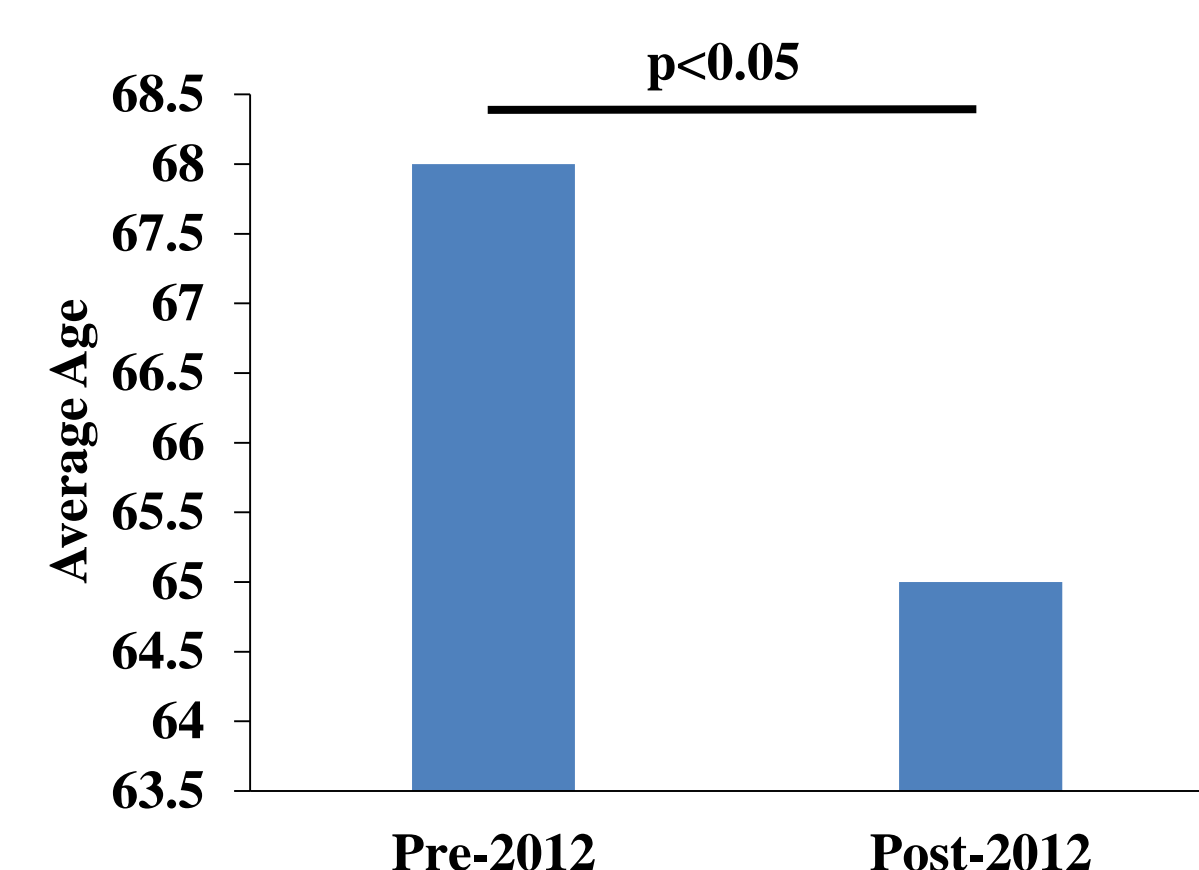


Figure 2. Average age for patient groups admitted before and after 2012, $p < 0.05$ ($N = 619$ vs 687 , respectively).

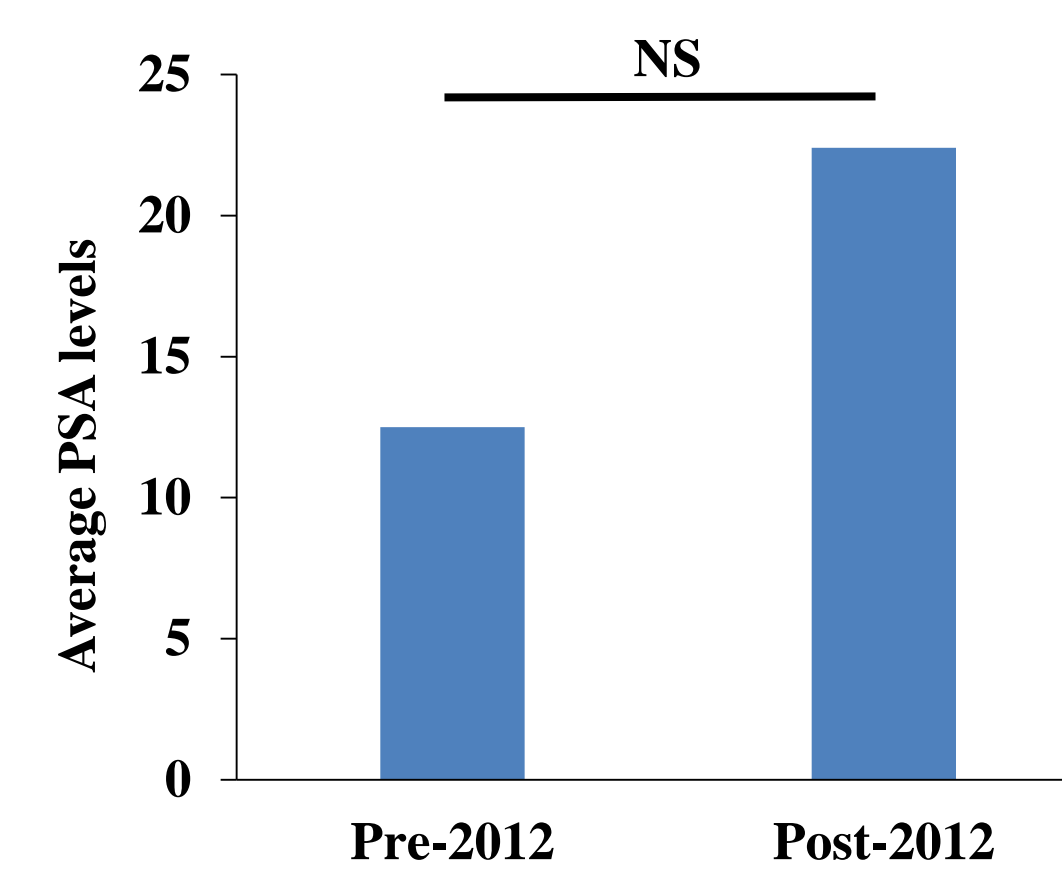


Figure 3. Average PSA levels in patients admitted before and after 2012, $p > 0.05$ ($N = 619$ vs 687 , respectively).

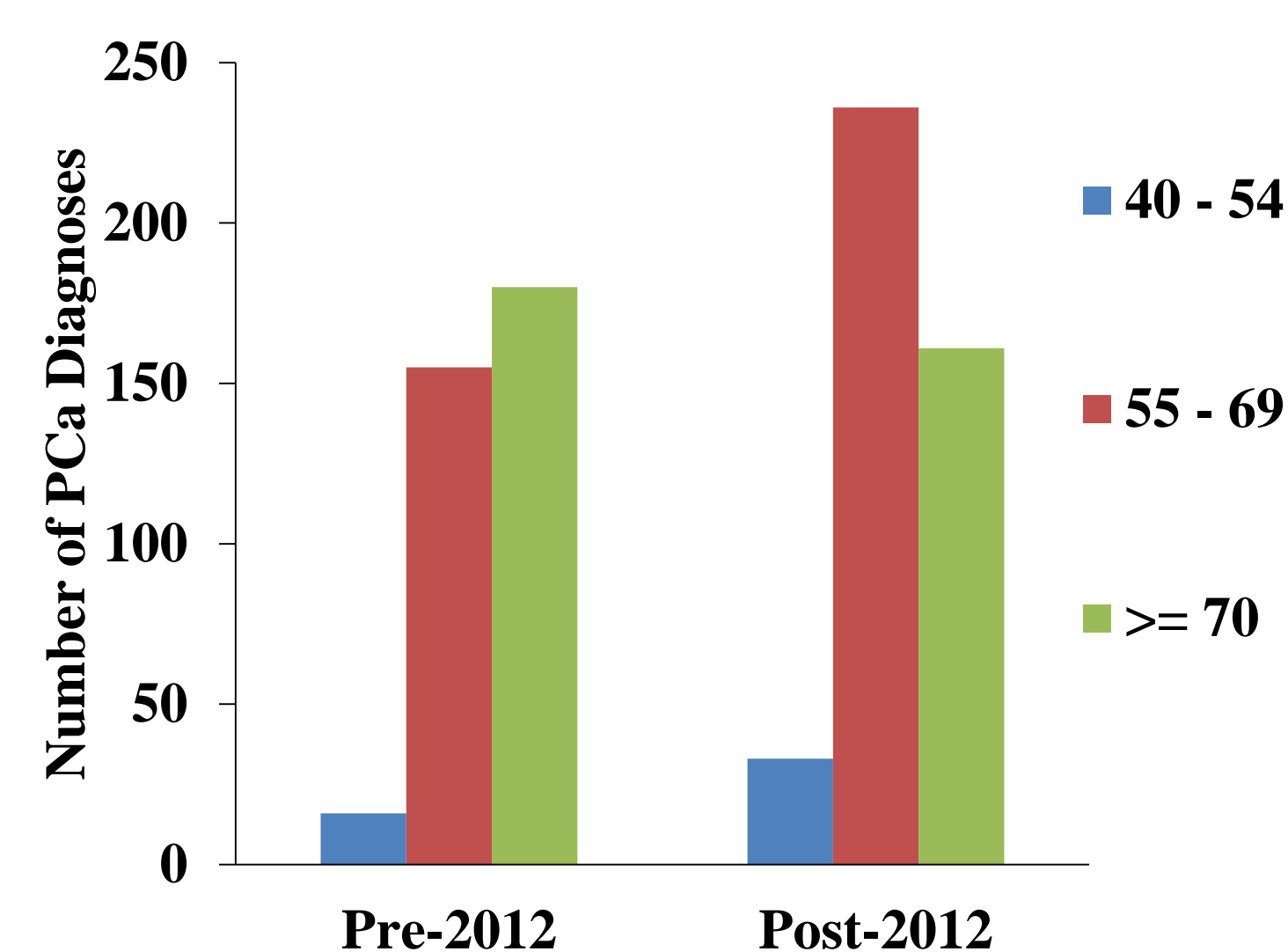


Figure 6. Age-stratification shows an increase in the majority of admitted patients from being ≥ 70 years of age (51%) to being 55-69 years (55%) after the year 2012 (Chi-squared test $p < .01$).

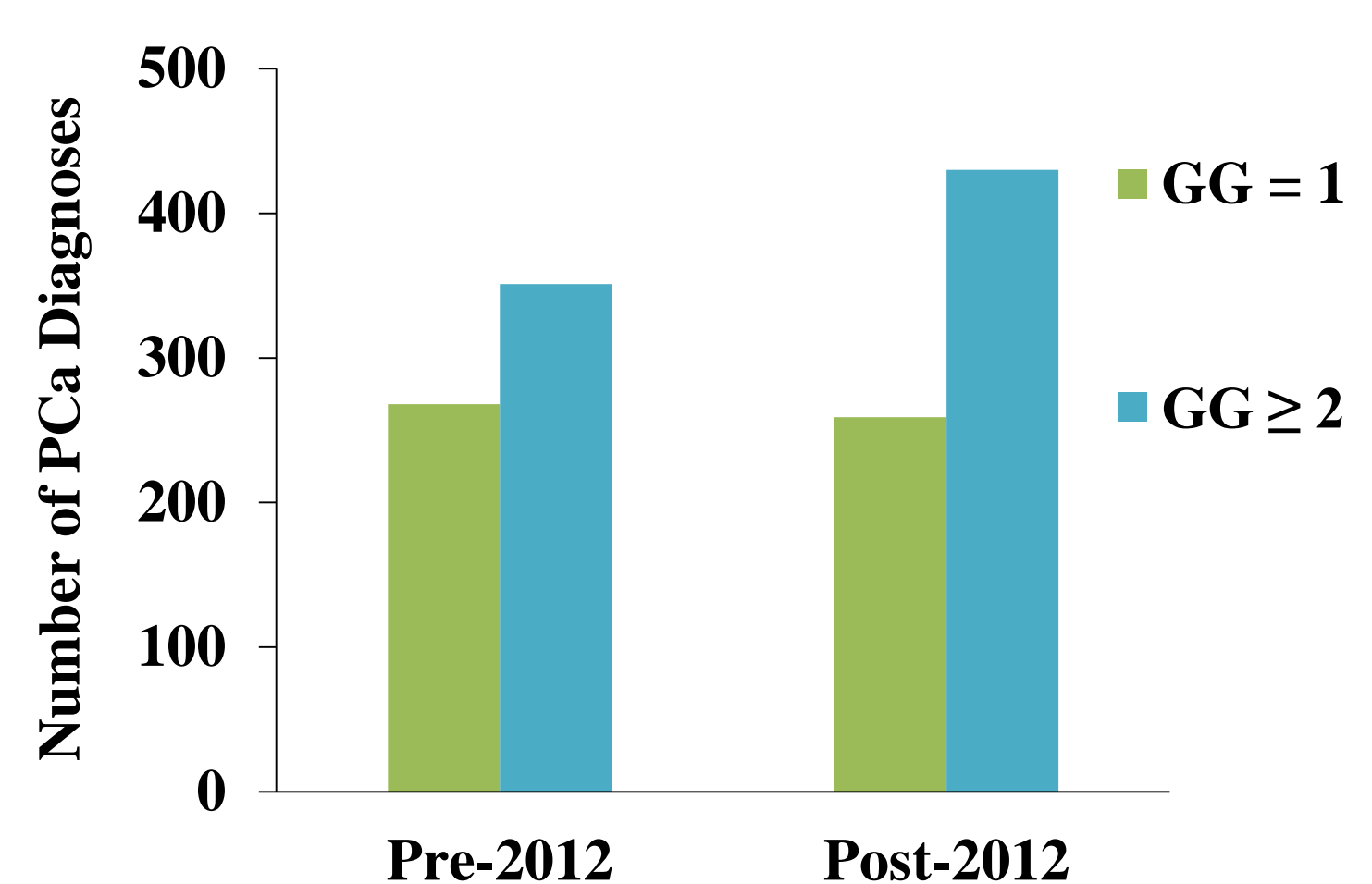


Figure 4. Patients sub-grouped into gleason score (GG) shows an increase in clinically significant prostate cancer $GG \geq 2$ in the post-2012 group compared to pre-2012, with 430 patients vs 351, respectively (Chi-squared test $p < .05$).

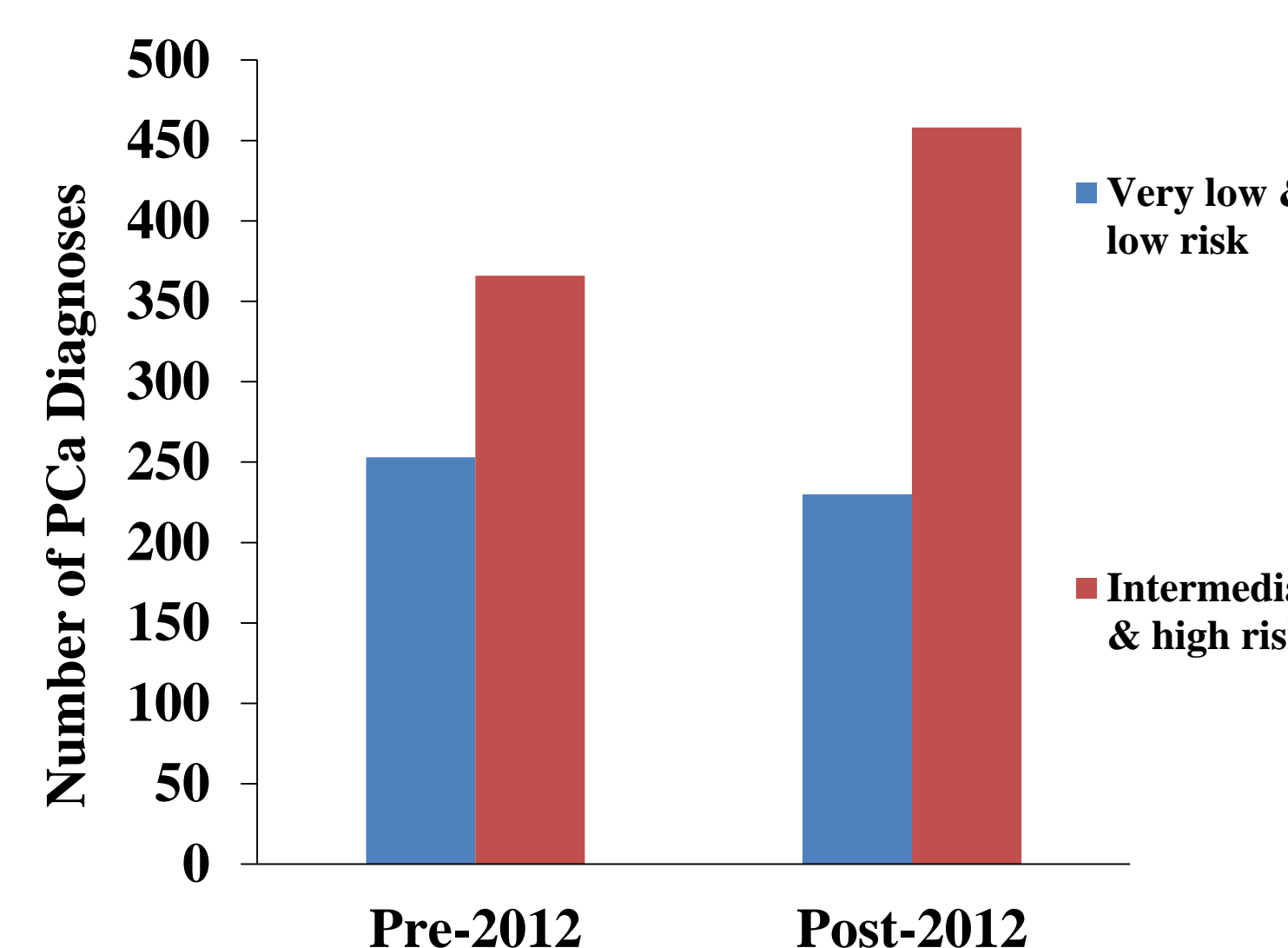


Figure 5. A significant relationship is depicted between cancer risk and time period when patients are admitted. There is an increase in patients with intermediate and very high risk cancer in the post-2012 group, and less in the very low and low risk group compared to the pre-2012 group (Chi-squared test $p < 0.01$).

Discussion

The USPSTF has issued recommendation against the screening of prostate cancer using PSA levels for men younger than 75 years of age, noting insufficient evidence that benefits outweigh the harm associated with the screening test. Since then, practices and clinics have reported reduced screening measures with an associated increase in prostate cancer diagnoses following the recommendation [7].

We investigated the impact of the USPSTF recommendation on the new diagnoses of PCa in a community based private clinical practice. We report a shift in the PCa characteristics of admitted patients with elevated serum PSA levels. Overall, patients admitted were younger after the recommendations. Specifically more patients below the age of 70 years were admitted due to elevated PSA levels after 2012, and less were admitted over the age of 70. In addition, patients presented with a significantly more developed prostatic tumour ($GG \geq 2$), and more patients were seen with intermediate and high risk cancer upon examination as compared to low and very risk cancer.

These observations suggest a possible role for the recommendations in the increasing trend of more advanced prostatic neoplasia seen on initial examination. This could be due to the decrease of early screening measures with less biopsies, digital rectal exams as well as PSA level monitoring performed by primary care physicians. However, this merits further investigation into the role of the recommendations in higher risk prostate cancer diagnoses.

Conclusion

We observed that following the 2012 USPSTF recommendations, there was a significant increase in patients with clinically significant prostate cancer $GG \geq 2$, with the majority being 55-65 years of age. In addition we observed a decrease in the diagnosis of very low and low risk PCa with an increased incidence of intermediate and high risk PCa.

References

- National Cancer Institute: Surveillance, Epidemiology, and End Results Program. SEER Stat Fact Sheets: Prostate Cancer. <https://seer.cancer.gov/statfacts/html/prost.html>. Accessed September 30, 2018.
- Stenman, U. H., Leinonen, J., Zhang, W. M., & Finne, P. (1999, April). Prostate-specific antigen. In *Seminars in cancer biology* (Vol. 9, No. 2, pp. 83-93). Academic Press.
- Carter, H., Albertsen, P., Barry, M., Etzioni, R., Freedland, S., Greene, K., . . . Zietman, A. (2013). Early Detection of Prostate Cancer: AUA Guideline. *The Journal of Urology*, *190*(2), 419-426.
- Barocas, D., Mallin, K., Graves, A., Penson, D., Palis, B., Winchester, D., & Chang, S. (2015). The effect of the United States Preventive Services Task Force grade D recommendation against screening for prostate cancer on incident prostate cancer diagnoses in the US. *The Journal of Urology*.
- Screening for Prostate Cancer: U.S. Preventive Services Task Force Recommendation Statement. (2008). *Annals of Internal Medicine* *Ann Intern Med*, *149*(3), 185-91.
- McGinley, K. F., McMahon, G. C., & Brown, G. A. (2015). Impact of the US Preventive Services Task Force grade D recommendation: assessment of evaluations for elevated prostate-specific antigen and prostate biopsies in a large urology group practice following statement revision. *Reviews in urology*, *17*(3), 171.
- Blair, B. M., Robyak, H., Clark, J. Y., Kaag, M. G., Lehman, E. B., & Raman, J. D. (2018). Impact of United States Preventive Services Task Force recommendations on prostate biopsy characteristics and disease presentation at a tertiary-care medical center. *Prostate International*.
- Understanding How the USPSTF Works: USPSTF 101*. U.S. Preventive Services Task Force. October 2016. <https://www.uspreventiveservicestaskforce.org/Page/Name/understanding-how-the-uspstf-works>