

Article (refereed) - postprint

Morandini, Virginia; Muriel, Roberto; Newton, Ian; Ferrer, Miguel. 2019.
Skewed sex ratios in a newly established osprey population.

© Deutsche Ornithologen-Gesellschaft e.V. 2019

This version available <http://nora.nerc.ac.uk/524535/>

NERC has developed NORA to enable users to access research outputs wholly or partially funded by NERC. Copyright and other rights for material on this site are retained by the rights owners. Users should read the terms and conditions of use of this material at <http://nora.nerc.ac.uk/policies.html#access>

This is a post-peer-review, pre-copyedit version of an article published in *Journal of Ornithology*, 160 (4). 1025-1033. The final authenticated version is available online at:
<https://doi.org/10.1007/s10336-019-01680-9>

There may be differences between this version and the publisher's version. You are advised to consult the publisher's version if you wish to cite from this article.

Contact CEH NORA team at
noraceh@ceh.ac.uk

**Skewed sex ratios in a newly established osprey
population**

Virginia Morandini¹, Roberto Muriel², Ian Newton³, Miguel Ferrer^{2*}

¹*Oregon Cooperative Fish and Wildlife Research Unit, Department of Fisheries and Wildlife, Oregon State University, 104 Nash Hall, Corvallis, OR 97331, USA*

²*Applied Ecology Group, Department of Ethology and Biodiversity Conservation, Estación Biológica de Doñana (CSIC), Sevilla, Spain*

³*Centre for Ecology & Hydrology, Wallingford, UK*

*Corresponding author: mferrer@ebd.csic.es

28 **Abstract**

29 With recent increases in the numbers of reintroduction projects, it has become crucial
30 to know the main factors that allow colonization of new areas and prevent the extinction
31 of small and reintroduced populations. Dispersal is one of the most important
32 phenomena in population biology with consequences to the proportion of individuals
33 that keep breeding in the natal population and the number of individuals that move to
34 other populations to breed. We studied changes in offspring sex ratio and differences in
35 dispersal patterns between the sexes in a reintroduced population of Osprey (*Pandion*
36 *haliaetus*). Results showed that at the beginning of the colonization process breeding
37 pairs produced more males, which dispersed shorter distances and were more
38 philopatric than females. However, with increasing breeding population size over the
39 years, the offspring production was skewed to females, which dispersed longer
40 distances from their natal area and tended to breed in different areas. Here we suggest
41 that changes in offspring sex ratio during colonization processes, together with
42 differences in dispersal pattern between sexes could influence colonization rate and the
43 probability of success of future reintroduction projects.

44

45

46

47 **Keywords:** sex-ratio; osprey; colonization; dispersal; small populations

48

49

50

51

52

53

54

55

56

57

58

59 **Introduction**

60

61 Offspring sex-ratio variation, and its possible consequences to populations, is a debated
62 concept in population demography (Mayr 1939; Trivers and Willard 1973; Blank and
63 Nolan 1983; Gowaty 1993; Becker et al.2008; Benito et al. 2013; Ferrer et al. 2013;
64 Katzner et al. 2014). According to Fisher (1930) whenever the sex ratio of a population
65 deviates from equilibrium, any genetic disposition to produce the rare sex will be
66 favored by selection and the ratio will eventually return to equilibrium. In consequence,
67 by natural selection sex ratios tend strongly to stick to the 1:1 ratio. Subsequent studies
68 have identified numerous factors that can bias the sex ratio from 1:1, including local
69 mate competition (Hamilton 1967), maternal condition (Trivers and Willard 1973),
70 parent–offspring conflicts (Trivers 1974; Trivers and Hare 1976), and other unusual life
71 history strategies or sex determination systems (Hardy 2002). Shyu and Caswell (2016)
72 summarized which factors may modify the primary sex ratio, including differential
73 offspring costs by sexes, mortality of offspring or parent mortality.

74 In sexually dimorphic species of raptors, differences in dispersal distances
75 between sexes are often associated with differences in body size, (Newton 2008),
76 affecting the capacity to connect with other populations (Muriel et al. 2016). In
77 consequence, the dispersal patterns shown by populations of dimorphic species could
78 be influenced by prevailing offspring sex ratios (Dale 2001).

79 Dispersal is one of the most important phenomena in population biology (Gadgil
80 1971), and may affect many aspects of demography in birds, influencing population
81 dynamics and potential range of expansion (Newton 1998). Phylopatric behavior could
82 benefit an animal in several ways, including pre-existing knowledge of the local
83 environment and awareness that the area concerned can support a breeding
84 population, however, it can also increase the risk of inbreeding (Ferrer et al. 2015).

85 In sexually dimorphic species, determining trends in sex ratios of patchy
86 distributed populations becomes important in understanding population trends. Some
87 studies show how differences in nestling sex ratios are correlated to population density
88 (Santoro et al. 2015; Ferrer et al. 2009) or the availability of resources (Johnson et al.
89 2001; Arroyo 2002). Other studies have explored the effects of short or long term
90 deviations in sex ratio for population dynamics (Gerlach and Le Maitre 2001; Ferrer et

91 al. 2009; Ferrer et al. 2013; Lambertucci et al. 2013). Dispersal and metapopulation
92 connectivity are key components of population dynamics. Connectivity affect
93 significantly the risk of extinction, particularly in small populations (Newton 1998;
94 Penteriani and Delgado 2009; Whitfield et al. 2009; Muriel et al. 2015). Reintroduced
95 populations, with all individuals monitored since the beginning of the colonization,
96 provide rare opportunities to examine the dispersal patterns in a colonization process
97 and to analyze differences among individuals, population size and ages of breeders
98 during different stages of the colonization process. If offspring sex ratio is biased in some
99 stages of the colonization process, and the dispersal distances vary between sexes, that
100 could have consequences in the metapopulation structure, and subsequently in the
101 colonization success of the reintroduced population. According to that, some authors
102 demonstrate that reintroduction programs may be less effective if the sex ratios of the
103 released individuals are not considered (Dzialak et al. 2006; Bosé et al. 2007; Lenz et al.
104 2007; Lambertucci et al. 2013).

105 In the present study, we analysed trends in offspring sex ratios and natal
106 dispersal patterns in both sexes in a reintroduced population of Ospreys (*Pandion*
107 *haliaetus*) in southern Spain. For this marked population, information is available for all
108 released individuals and surviving chicks hatched within the project since its inception.

109

110 **Methods**

111

112 **Study species**

113 The Osprey breeds on all continents except Antarctica, being resident in some areas and
114 migratory in others (Poole 1989). It is a specialist fish-eating raptor; with a breeding
115 dispersion ranging from solitary to loosely colonial (Poole 1989). Over the years, it has
116 suffered heavily from various human impacts, becoming extinct over large areas due to
117 human persecution in the late 19th and early 20th centuries (Poole 1989; Saurola 1997).
118 In mainland Spain, after a continuing decline in the number of breeding pairs at least
119 from the 1960s, the last breeding attempt took place in the province of Alicante in 1981
120 (Urios et al. 1991).

121 To re-establish the species, a reintroduction program was undertaken in
122 Andalusia province, during the years 2003-12. Over this period, 180 young Ospreys were

123 released by means of hacking (Dzialak et al. 2006) at two locations 125 km apart, a
124 reservoir in the province of Cádiz and a coastal marshland in the province of Huelva (Fig.
125 1). The first breeding pair became established in 2005 in the province of Cádiz (Muriel
126 et al. 2006) and the first successful pair reared a brood in 2009 in the same territory
127 (Muriel et al. 2010).

128 The Iberian Peninsula is an important passage area for migratory Ospreys
129 travelling between Europe and wintering areas in Africa, and a small number of northern
130 European birds winter in southern Spain (Saurola 1997; Schmidt-Rothmund et al. 2014).
131 Because of this, reintroduced populations in southern Spain are in regular contact with
132 migratory individuals from other populations, being a partial migratory population with
133 some of the breeding birds staying all year

134

135 **Data collection**

136 All released individuals were ringed with metal and PVC colour rings. They were
137 obtained as chicks from populations further north in Europe, including Scotland (27),
138 Germany (144) and Finland (20). We surveyed the study area at the beginning of each
139 breeding season (January–February, during the courtship and nest site selection period;
140 Poole 1989) to find any pairs that had settled and established territories. Nests were
141 visited to ring the young when they reached 40 days old, providing information about
142 the secondary sex ratio. In addition, the identity of every breeder was determined from
143 the ring number. Non-ringed breeders were captured at the beginning of the breeding
144 cycle using a dho-gaza mist net and an owl to attract the individual to the net; all
145 individuals captured were ringed to allow individual identification thereafter. Some
146 unringed individuals were identified over the years by their unique pattern of spots on
147 the head feathers (Bretagnolle et al. 1994).

148 For our sex ratio analysis, we considered population size (as the total number of
149 breeding pairs that year in each of the two release areas), age of breeders and sex ratio
150 of all broods from 2009 (the year of first successful breeding) to 2016. The secondary
151 sex ratio among young was expressed as the number of males per total number of
152 nestlings in all broods at ringing, including only those broods composed of non-
153 translocated (locally produced) nestlings. In all, sex was determined for 86 wild-hatched

154 nestlings in 39 different broods, using molecular analysis of feather samples (Ellegren
155 1996).

156 As the usual age of first breeding is considered as 3-4 years in Europe and the
157 Mediterranean region (Dennis 2015), we considered as “young” any pair with at least
158 one member younger than 5 years old.

159 In order to study the dispersal pattern of the population we analyzed data from
160 23-ringed breeding adults and assessed their natal dispersal distance (NDD; the distance
161 between the breeding site and the natal nest). All territorial adults since 2005 were used
162 in this analysis, including those released by hacking, considering the release site (hacking
163 tower) as the natal location.

164

165 **Statistical analysis**

166 We conducted two analyses, one examining factors affecting variation in nestling sex
167 ratio in the population since the first breeding pair in 2009, and another one examining
168 factors affecting the dispersal distances among breeders.

169 Analyses were conducted using the STATISTICA 13.3 package (Statsoft Inc., Tulsa,
170 USA) and R. First, we used a GLM analysis with sex ratio on the brood level as response
171 variable and population size as continuous predictor to test correlation between them.
172 Effect sizes and confidence intervals were also calculated. Then, in order to detect
173 factors involved in sex ratio deviations, we used mixed models (GLMMs); with age of
174 breeders (older or younger than 5 years) and released areas (Cadiz or Huelva) as fixed
175 factors and population size as a covariate. The response variable (nestling sex) was
176 binary, (1) male or (0) female. Therefore, we fitted GLMMs with a binomial error
177 structure and logit link using the lmer function in R (Bates and Maechler 2010), adding
178 brood identity as a random effect in the model (Krackow and Tkadlec 2001; Laaksonen
179 et al. 2004; Katzner et al. 2014). In some cases, the age of the parent would not be
180 determined, decreasing the sample size to 72 (instead of 86 used in analyses excluding
181 age of the parents). Population size was expressed as number of pairs in each of the
182 studied areas (Cadiz and Huelva) each year.

183 A generalized linear model GLM was used to check for differences in philopatry
184 among the 23-ringed breeders. In this case, we used the logarithms of the dispersal
185 distances to achieve normality. Logarithm of NDD was taken as the response variable,

186 while sex and reintroduction (separating between reintroduced $n = 19$, and wild
187 individuals $n = 4$) were included as fixed factors in the analysis.

188

189 **Results**

190

191 By 2016, the breeding population in southern Spain reached 23 pairs (13 pairs in Cadiz
192 and 10 in Huelva). Throughout the study period (2009–2016), fledgling sex ratio was not
193 found different from 1:1 (40 males, 46 females, $\chi^2 = 0.707$, $p = 0.998$). However, intra-
194 brood offspring sex ratio was significantly affected by population size (GLM with sex
195 ratio on the brood level as response variable and population size as continuous
196 predictor; Wald statistic=6.577, $p=0.010$, Table 1), explaining 47% of the variance
197 ($R^2=0.473$). We found more production of males when population density was low and
198 more production of females as density increases (24 males and 10 females in the period
199 2009-2012 vs. 16 males and 36 females in the period 2013-2016, Figure 2).

200 Offspring sex ratio was related to population size, but not to parental age. When
201 the size of the breeding population increased, offspring sex ratio was increasingly biased
202 toward females (Table 2). No differences between the Cádiz and Huelva populations
203 were found (Table 2). From 2009, when the first two pairs bred successfully in southern
204 Spain, until 2016, when the population reached 23 territorial pairs, the proportion of
205 males declined from 0.8 to 0.26 (Figure 2). The total males and females produced over
206 the study period were 40 and 46 respectively, but 78% of the total females and 40% of
207 the total males were produced in the last 3 years (2014 to 2016).

208 The 23 ringed adults (10 females and 13 males) whose natal dispersal distances
209 were known included 19 individuals released during the reintroduction project, 2
210 individuals coming from other populations (Morocco and Balearic Islands) and 2 hatched
211 in the reintroduced populations. Interestingly, all the males (6 in Cadiz and 7 in Huelva)
212 but only 3 females bred in their natal area (2 in Cadiz and 1 in Huelva), whereas 7 females
213 but no males bred in a different area (4 females from Cadiz were found breeding in
214 Huelva, 1 female from Huelva was found breeding in Cadiz, and 2 females each from
215 Morocco and Balearic Islands were found breeding in Cadiz and Huelva, Fig 3). The
216 differences between the sexes in natal dispersal distances were statistically significant

217 (Table 3). Females showed higher natal dispersal distances than males, median values
218 for NDD were 9.6 km in males and 183.6 km in females

219

220 **Discussion**

221

222 As previous studies suggest, the probability of a bird starting to breed in its own natal
223 population depends largely on the chance of its finding a mate on an appropriate
224 territory (Dale 2001; Lenz et al. 2007). For that reason, in breeding populations the
225 optimal offspring sex-ratio is the one that balances the adult sex ratio, maximizing the
226 number of breeding pairs and giving the highest population growth rate (Dale 2001;
227 Lambertucci et al. 2013).

228 In a metapopulation context, the likelihood of individual dispersal between
229 populations of different sizes and degrees of isolation is of central importance in
230 understanding extinction and colonization dynamics. Our results showed a differential
231 natal dispersal between males and females, as already shown in other studies of birds
232 (Newton 1979, 2008; Greenwood and Harvey 1982) including Ospreys (Martell et al.
233 2002, Monti et al. 2014), with longer dispersal distances in females than in males. In
234 Ospreys and other raptors, males are the smaller, more philopatric sex, while females
235 are bigger and more liable to disperse further and breed in a different population. Under
236 this scenario, the proportion of males in a new population is expected to limit local
237 population growth, due to their reluctance to disperse large distances, reducing the
238 probability to incorporate males coming from neighboring populations. We cannot
239 discard that the higher NDD found in females is consequence of a sex-differential
240 response to disturbance due to the reintroduction project. However previous studies
241 showed that dispersal patterns of hacked birds are similar to those of non-hacked birds
242 (Amar et al. 2000) and where differences were found in juvenile dispersal distances
243 between reintroduced and hacked birds, differences were related to nutritional
244 condition (Muriel et al. 2015), having similar effects in both sexes (Ferrer and Morandini
245 2017).

246 Even if the specific causes that create differences in biased offspring sex ratio
247 during a colonization process are not being analyzed in our study, as Shyu and Caswell
248 (2016) highlighted, there are sex-specific differences that can affect the offspring sex

249 ratio, for example male and female offspring may differ in how they affect future
250 parental reproduction. The philopatric sex that breeds closer to their parents tends to
251 increase competition with its parents (Trivers 1985). According to that, a biased
252 offspring sex ratio toward females will reduce the competition with her own parents in
253 high-density populations. Nevertheless, our study populations seem to be still far from
254 high density situation, consequently these potential benefits are not yet operating.
255 Other factors might play a critical role in offspring sex ratio deviations, including seasonal
256 effects, trade-off between resource availability, individual quality and the differential
257 costs to produce the sex that enhances fitness the most (Wiebe et al. 1992; Dzus et al.
258 1996; Clout et al. 2002; Griffith et al. 2003; Szekély et al. 2004).

259 From an evolutionary viewpoint, producing more males at the beginning of the
260 colonization process would have some benefits for the parents. At low densities, when
261 high quality territories are available and competition for various resources is likely to be
262 low, the philopatric sex would be favored (Ferrer and Donazar 1996; Kokko et al. 2004;
263 Ferrer et al. 2008; Krüger et al. 2012). Later in the colonization process, when
264 competition for territories is high, the dispersive sex should be favored, leaving them in
265 a better position to find a nesting opportunity away from the natal area in another
266 population with lower density.

267 In line with theory, we found changes in offspring sex ratios related to population
268 size (Figure 2), with a tendency of breeders to produce more males at the beginning of
269 the colonization process and more females when population size increased. It is
270 important to point that in our study, we cannot separate the correlation between
271 population size and “*time*”, as the population tended to increase over the studied
272 period, avoiding the possibility to compare a situation advanced in time but with a
273 smaller population situation.

274 A similar study in the Spanish Imperial Eagle, also in southern Spain, showed a
275 similar trend, with more of the smaller, cheaper sex (males) produced when population
276 density was low and more of the larger female offspring when density increased (Ferrer
277 et al. 2009). In this case, variations in nestling sex ratio were associated with changes in
278 the proportions of immature breeders, which tended to produce more males. As the
279 proportion of breeders in immature plumage is density-dependent (Ferrer et al. 2003),
280 it was not possible to discard an underlying effect of density on nestling sex ratio. Our

281 Osprey population being in the early stages of establishment, tended to have a high
282 proportion of young pairs and an absence of old birds. For this reason, findings
283 concerning the relationship between sex ratio and parental age should be treated with
284 caution. It is not possible in either study to eliminate the possibility that sex ratios
285 changed through time for some very different reason, unrelated to either population
286 density or age-composition of breeders. In addition, we only evaluated secondary, not
287 primary sex ratio variation; therefore, we cannot determine mechanisms to achieve it
288 (Bowers et al. 2013; Morandini and Ferrer 2015). Only further studies will help to
289 separate these confounding factors, including the possibility of facultative brood
290 reduction affecting secondary sex ratio.

291 Previous studies with Spanish imperial eagles, have also explored the
292 relationship between nutritional conditions, presence of adults in the natal area and
293 dispersal distances (Ferrer 1993b; Muriel et al. 2016; Morandini and Ferrer 2017).
294 Individuals may be attracted by the presence of other breeders for settling (social
295 attraction); in this sense, individuals released without adults in the area will tend to
296 disperse longer distances than young with adults in their natal area do. In addition,
297 under the “wandering hypothesis”, individuals in better nutritional conditions will
298 disperse longer distances than individuals in poor conditions, independently of
299 availability of territories or the presence of adults in the area (Muriel et al. 2015; Muriel
300 et al. 2016). If ospreys behave like imperial eagles, we would expect that reintroduced
301 populations would show higher dispersal distances than established populations,
302 regardless of changes in offspring sex ratios.

303 Breeding pairs occupying high quality territories in low density situations would
304 be expected to provide better nutritional conditions to their offspring, with lower
305 variance between occupied territories than in established populations in which both
306 high and low quality territories are occupied (Ferrer and Donazar 1996; Ferrer et al.
307 2006; Ferrer et al. 2008). However, the wandering hypothesis applies only to juvenile
308 dispersal distances in sedentary species. Nothing is known about its potential effect in
309 migratory species and natal dispersal after migration. According to the social attraction
310 hypothesis we expect longer dispersal distances in young Ospreys released without
311 adults in the area (at the beginning of the reintroduction program), and no differences
312 in the other two possibilities (i.e. released young with adults already breeding in the

313 area and wild young). Further studies would be necessary to separate potential effects
314 of social attraction and nutritional conditions, when the reintroduced population
315 increases in density. Using the same population with different densities, we can avoid
316 problems related to differences in spatial distribution and landscape features when
317 comparing data from different populations (Morandini and Ferrer 2017).

318 In reintroduction and reinforcement programs of species with sex-biased
319 dispersal, the sex ratio of released individuals may influence the rate of population
320 establishment. In spite of the difficulty of assigning a cause to changes in offspring sex
321 ratios, consequences of a biased sex ratio seem to be associated with a differential
322 dispersal behavior in a growing population. On this basis, when re-establishing a new
323 population in a metapopulation context, our suggestion is to release mainly the most
324 philopatric gender initially in order to attract conspecifics of the wandering sex.
325 Depending on the possibilities of immigration from other populations, a large number
326 of males during the first years of releases would be likely to increase the growth rate of
327 the new Osprey population. However, different strategies could be carried out,
328 depending on the distribution of other populations and the chances of immigration. We
329 anticipate that our results could form a starting point for simulation models to predict
330 the viability of connected small populations, taking account of sex differences in
331 dispersal.

332

333 **Acknowledgments** We are grateful to Migres Foundation, CMAyOT (Consejería de
334 Medio Ambiente y Ordenación del Territorio), Fundación Banco Santander and
335 RECUPERA 2020 Project who funded this study.

336

337 **References**

338

339 Amar A, Arroyo BE, Bretagnolle V (2000) Post-fledging dependence and dispersal in
340 hacked and wild Montagu's Harriers *Circus pygargus*. *Ibis*, 142:21-28

341 Arroyo BE (2002) Fledgling sex ratio variation and future reproduction probability in
342 Montagu's harrier, *Circus pygargus*. *Behav Ecol Sociobiol* 52:109-116

343 Bates D, Maechler M (2010) Package "lme4". Reference manual for the package,

344 available at: <http://cran.r-project.org/web/packages/lme4/lme4.pdf>.

345 Becker PH, Ezard THG, Ludwigs JD, Sauer-Gürth H, Wink M (2008) Population sex ratio
346 shift from fledging to recruitment: consequences for demography in a philopatric
347 seabird. *Oikos* 117:60-68

348 Benito MM, Schielzeth H, González-Solís J, et al. (2013) Sex ratio adjustments in
349 common terns: Influence of mate condition and maternal experience. *J Avian Biol*
350 44:179–188

351 Blank JL, Nolan V (1983) Offspring sex ratio in red-winged blackbirds is dependent on
352 maternal age. *Proc Natl Acad Sci USA* 80:6141–6145

353 Bosé M, Le Gouar P, Arthur C, et al. (2007) Does sex matter in reintroduction of griffon
354 vultures *Gyps fulvus*? *Oryx* 41:503–508

355 Bowers EK, Munclinger P, Bureš S, et al. (2013) Cross-fostering eggs reveals that female
356 collared flycatchers adjust clutch sex ratios according to parental ability to invest
357 in offspring. *Mol Ecol* 22:215–228

358 Bretagnolle V, Thibault JC, Dominici JM (1994) Field identification of individual ospreys
359 using head marking pattern. *J Wildl Manag* 175-178

360 Clout MN, Elliott GP, Robertson BC (2002) Effects of supplementary feeding on the
361 offspring sex ratio of kakapo: a dilemma for the conservation of a polygynous
362 parrot. *Biol Conserv* 107:13-18

363 Dale S (2001) Female-biased dispersal, low female recruitment, unpaired males, and
364 the extinction of small and isolated bird populations. *Oikos* 92:344–356

365 Dennis R (2015) Draft Recovery Action Plan for Ospreys in Europe and the
366 Mediterranean Region in Particular. Convention on the Conservation of European
367 Wildlife and Natural Habitats. Strasbourg, Council of Europe

368 Dzialak MR, Lacki MJ, Carter KM, et al. (2006) An assessment of raptor hacking during a
369 reintroduction. *Wildl Soc Bull* 34:542–547

370 Dzus EH, Bortolotti GR, Gerrard JM (1996) Does sex-biased hatching order in bald
371 eagles vary with food resources? *Ecoscience* 3:252-258

372 Ellegren H (1996) First gene on the avian W chromosome (CHD) provides a tag for
373 universal sexing of non-ratite birds. *Proc R Soc London B* 263:1635–1641

374 Ferrer M (1993a) Juvenile dispersal behaviour and natal philopatry of a long-lived

375 raptor, the Spanish Imperial Eagle *Aquila adalberti*. Ibis 135:132-138.

376 Ferrer M (1993b) Ontogeny of dispersal distances in young Spanish imperial eagles.
377 Behav Ecol Sociobiol 32:259–263

378 Ferrer M, Donazar JA (1996) Density-dependent fecundity by habitat heterogeneity in
379 an increasing population of Spanish imperial eagles. Ecology 77:69–74

380 Ferrer M, Morandini V (2017) Better nutritional condition changes the distribution of
381 juvenile dispersal distances: an experiment with Spanish imperial eagles. J Avian
382 Biol 48: 1342-1347.

383 Ferrer M, Morandini V, Newton I (2015) Floater interference reflects territory quality in
384 the Spanish Imperial Eagle *Aquila adalberti* : a test of a density-dependent
385 mechanism. Ibis 157:849–859

386 Ferrer M, Newton I, Casado E (2006) How to test different density-dependent
387 fecundity hypotheses in an increasing or stable population. J Anim Ecol 75:111–
388 117

389 Ferrer M, Newton I, Casado E (2008) Density dependence hypotheses and the
390 distribution of fecundity. J Anim Ecol 77:341–345

391 Ferrer M, Newton I, Muriel R (2013) Rescue of a small declining population of Spanish
392 imperial eagles. Biol Conserv 159:32–36

393 Ferrer M, Newton I, Pandolfi M (2009) Small populations and offspring sex-ratio
394 deviations in eagles. Conserv Biol 23:1017–1025

395 Ferrer M, Penteriani V, Balbontín J, Pandolfi M (2003). The proportion of immature
396 breeders as a reliable early warning signal of population decline: evidence from
397 the Spanish imperial eagle in Doñana. Biol Conserv 114:463–466

398 Gadgil M (1971) Dispersal: population consequences and evolution. Ecology 52:253–
399 261

400 Gerlach J, Le Maitre S (2001). Sex ratio variation in small island populations of an
401 endangered bird, the Seychelles magpie robin, *Copsychus sechellarum*. Ostrich
402 72:114–117

403 Griffith S, Örnborg J, Russell A, Andersson S, Sheldon B (2003) Correlations between
404 ultraviolet coloration, overwinter survival and offspring sex ratio in the blue tit. J
405 Evol Biol 16:1045-1054

406 Gowaty PA (1993) Differential dispersal , local resource competition , and sex ratio

407 variation in birds. *Am Nat* 141:263–280

408 Greenwood PJ, Harvey PH (1982) The natal and breeding dispersal of birds. *Annu Rev*
409 *Ecol Syst* 13:1–21

410 Hanski I (1998) Metapopulation dynamics. *Nature* 396:41–49

411 Johnson CN, Clinchy M, Taylor AC, Krebs CJ, Jarman PJ, Payne A, Ritchie EG (2001)
412 Adjustment of offspring sex ratios in relation to the availability of resources for
413 philopatric offspring in the common brushtail possum. *Proc R Soc London B* 268:
414 1480

415 Katzner TE, Jackson DS, Ivy J, Bragin EA, DeWoddy, A (2014). Variation in offspring sex
416 ratio of a long-lived sexually dimorphic raptor, the Eastern Imperial Eagle *Aquila*
417 *heliaca*. *Ibis* 156:395–403

418 Kokko H, Harris MP, Wanless S (2004) Competition for breeding sites and site-
419 dependent population regulation in a highly colonial seabird, the common
420 guillemot *Uria aalge*. *J Anim Ecol* 73:367–376

421 Krackow S, Tkadlec E (2001) Analysis of brood sex ratios: Implications of offspring
422 clustering. *Behav Ecol Sociobiol* 50:293–301

423 Krüger O, Chakarov N, Nielsen JT, Looft V, Grünkorn T, Struwe-Juhl B, Møller AP (2012)
424 Population regulation by habitat heterogeneity or individual adjustment? *J Anim*
425 *Ecol* 81:330–340

426 Laaksonen T, Fargallo JA, Korpimäki E, Lyytinen S, Valkama J, Pöyri V (2004) Year-and
427 sex-dependent effects of experimental brood sex ratio manipulation on fledging
428 condition of Eurasian kestrels. *J Anim Ecol* 73:342–352

429 Lambertucci SA, Carrete M, Speziale KL, Hiraldo F, Donazar JA (2013). Population sex
430 ratios: another consideration in the reintroduction - reinforcement debate? *PLoS*
431 *One* 8:e75821

432 Lenz TL, Jacob A, Wedekind C (2007) Manipulating sex ratio to increase population
433 growth: The example of the Lesser Kestrel. *Anim Conserv* 10:236–244

434 López-López P, Zuberogoitia I, Alcántara M, Gil JA (2013) Philopatry, natal dispersal,
435 first settlement and age of first breeding of bearded vultures *Gypaetus barbatus*
436 in central Pyrenees. *Bird Study* 60:555–560

437 Martell MS, Englund JV, Tordoff HB (2002) An urban Osprey population established by
438 translocation. *J Raptor Res* 36:91–96

439 Mayr E (1939) The Sex Ratio in Wild Birds. *Am Nat* 73:156–179

440 Monti F, Dominici JM, Choquet R, Duriez O, Sammuri G, Sforzi A (2014) The Osprey
441 reintroduction in Central Italy: dispersal, survival and first breeding data. *Bird*
442 *Study* 61:465–473

443 Morandini V, Ferrer M (2015) Sibling aggression and brood reduction: A review. *Ethol*
444 *Ecol Evol* 27:2-16

445 Morandini V, Ferrer M (2017) Natal philopatry: local experience or social attraction?
446 An experiment with Spanish imperial eagles. *Anim Behav* 130:153–157

447 Muriel R, Ferrer M, Casado E, Schmidt D (2006) First breeding success of Osprey
448 (*Pandion haliaetus*) in mainland Spain since 1981 using cross-fostering. *J Raptor*
449 *Res* 40:303–304

450 Muriel R, Ferrer M, Casado E, Calabuig CP (2010) First successful breeding of
451 reintroduced ospreys *pandion haliaetus* in mainland Spain. *Ardeola* 57:175–180

452 Muriel R, Morandini V, Ferrer M, Balbontin J (2015) Independence and juvenile
453 dispersal distances in wild and reintroduced Spanish imperial eagles. *Biol.*
454 *Conserv.*, 191:300–305.

455 Muriel R, Morandini V, Ferrer M, Balbontin J (2016) Juvenile dispersal behaviour and
456 conspecific attraction : an alternative approach with translocated Spanish
457 imperial eagles. *Anim Behav* 116:17–29

458 Newton I (1979) Population ecology of raptors. London: T&AD Poyser

459 Newton I (1998) Population limitation in birds. Academic press

460 Newton I (2008) The migration ecology of birds. Amsterdam, The Netherlands:
461 Academic Press

462 Penteriani V, Delgado MM (2009) Thoughts on Natal Dispersal. *J Raptor Res* 43:90–98

463 Penteriani V, Ferrer M, Delgado MM (2011) Floater strategies and dynamics in birds,
464 and their importance in conservation biology: Towards an understanding of
465 nonbreeders in avian populations. *Anim Conserv* 14:233–241

466 Poole AF (1989) Ospreys: a natural and unnatural history. Cambridge University Press.

467 Santoro S, Green AJ, Speakman JR, Figuerola J (2015) Facultative and non-facultative
468 sex ratio adjustments in a dimorphic bird species. *Oikos* 124:1215–1224

469 Saurola P (1997) The Osprey (*Pandion haliaetus*) and modern forestry: a review of
470 population trends and their causes in Europe. *J Raptor Res* 32:129–137

471 Schmidt-Rothmund D, Dennis R, Saurola P (2014). The Osprey in the Western
472 Palearctic : breeding population size and trends in the early 21 st century. J Raptor
473 Res 48:375–386

474 Shyu E, Caswell H (2016) A demographic model for sex ratio evolution and the effects
475 of sex-biased offspring costs. Ecol Evol 6:1470–1492

476 Szekély T, Cuthill IC, Yezerinac S, Griffiths R, Kis J (2004) Brood sex ratio in the Kentish
477 plover. Behav Ecol 15:58-62

478 Trivers RL, Willard DE (1973) Natural selection of parental ability to vary the sex-ratio
479 of offspring. Science 179:90–92

480 Whitfield DP, Douse A, Evans RJ, Grant J, Love J, et al. (2009) Natal and breeding
481 dispersal in a reintroduced population of White tailed Eagles *Haliaeetus albicilla*.
482 Bird Study 56:177-186

483 Wiebe KL, Bortolotti GR (1992) Facultative sex ratio manipulation in American kestrels.
484 Behav Ecol Sociobiol 30:379-386
485

486

487 Table 1: Result of GLM analysis with sex ratio on the brood level as response variable
488 and population size as continuous predictor to test correlation between them.

489 Confidence intervals were also calculated.

490

491

| Effect | Estimate | Standard Error | Wald Stat. | Lower CL 95.0% | Upper CL 95.0% | p |
|-------------------|----------|----------------|------------|----------------|----------------|--------|
| Intercept | -0.0575 | 0.2734 | 0.0444 | -0.5935 | 0.4782 | 0.8329 |
| territorial pairs | -0.0523 | 0.0204 | 6.5776 | -0.0924 | -0.0123 | 0.0103 |

492

493

494

495

496

497

498

499

500 Table 2: Result of binomial GLMM considering the sex of an individual (probability of
 501 being male) as the response variable (N=72). Age of parents (“young” and “old”) and
 502 population identity (Cádiz or Huelva) were analyzed as fixed factors. Annual population
 503 size, expressed as number of pairs in each of the studied areas (Cadiz and Huelva) each
 504 year, was included as covariate. Confidence intervals (95%) are also presented
 505 (estimates are in log scale in a binomial model), and R² marginal (fixed effects) and
 506 conditional (fixed and random effects together).

507

| | Estimate | Std. Error | z value | P value |
|---------------------|-----------------|-------------------|----------------|----------------|
| Intercept | 5.969 | 2.958 | 2.018 | 0.0436 |
| Age | -0.946 | 0.762 | -1.241 | 0.2147 |
| Population identity | -1.233 | 0.863 | -1.429 | 0.1531 |
| Population size | -0.316 | 0.129 | -2.436 | 0.0149 |

508

509 Random effects:

| Groups Name | Variance | Std.Dev. |
|-------------------|----------|----------|
| Brood (Intercept) | 0.249 | 0.498 |

510

511 Confidence interval (95%)

| | Estimates | 2.5% | 97.5% |
|---------------------|-----------|--------|--------|
| Intercept | 5.969 | 0.669 | 13.385 |
| Age | -0.946 | -2.734 | 0.552 |
| Population identity | -1.232 | -3.323 | 0.396 |
| Population size | -0.315 | -0.644 | -0.091 |

512

513

514 R² marginal (fixed effects) and conditional (fixed and random effects together)

515

| Family | Link | Marginal | Conditional |
|----------|-------|----------|-------------|
| Binomial | logit | 0.1891 | 0.2462 |

516

517

518 Table3: Result of GLM (normal distribution and identity link function) considering natal
519 dispersal distance (log-transformed) as response variable. Factors included in the
520 analysis were sexes (male or female) and origin (wild or reintroduction).

521

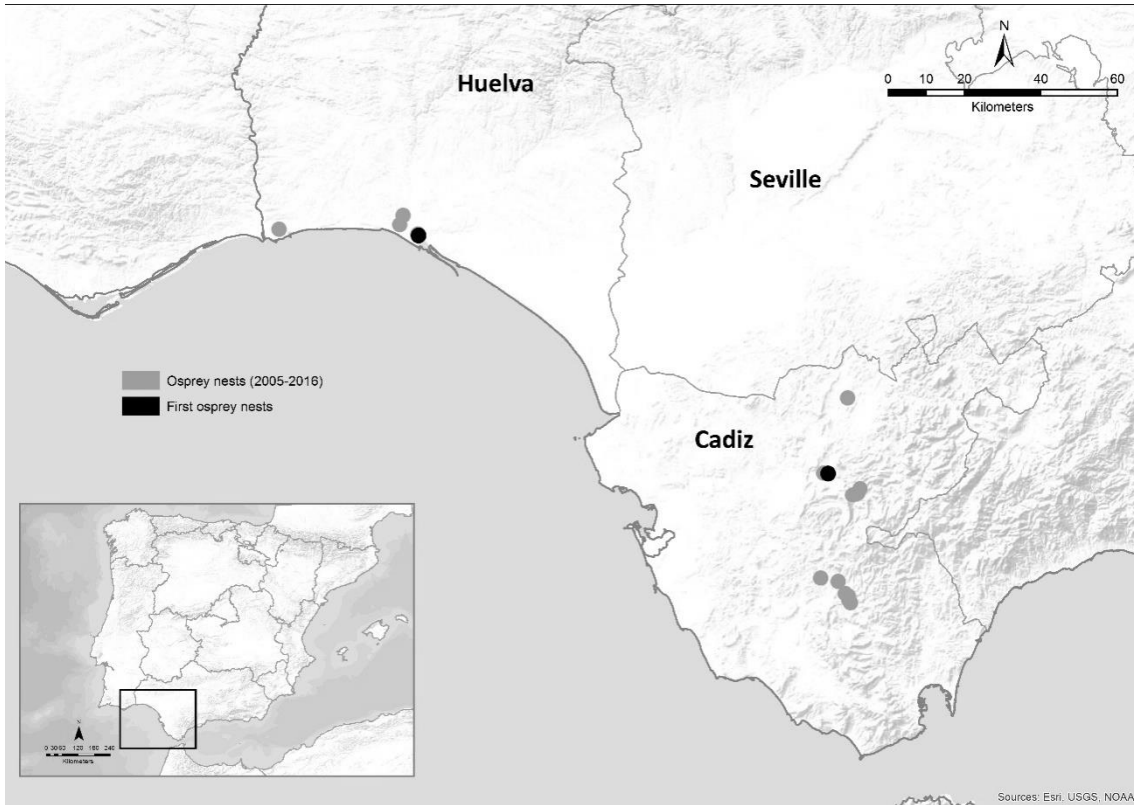
| Effect | SS | df | MS | F | p |
|--------------------|----------|----|----------|----------|--------|
| Intercept | 1981.679 | 1 | 1981.697 | 1556.271 | <0.001 |
| (1) Sex | 24.123 | 1 | 24.123 | 18.945 | <0.001 |
| (2) Reintroduction | 1.172 | 1 | 1.172 | 0.921 | 0.352 |

522

523

524

525 Figure 1: Osprey population in Southern Spain. First nests appeared in Cádiz population and in
526 Huelva population are represented in black, the following nests are represented in gray. Division
527 between populations area represented by the limit of the provinces (Cádiz and Huelva).
528



529

530

531

532

533

534

535

536

537

538

539

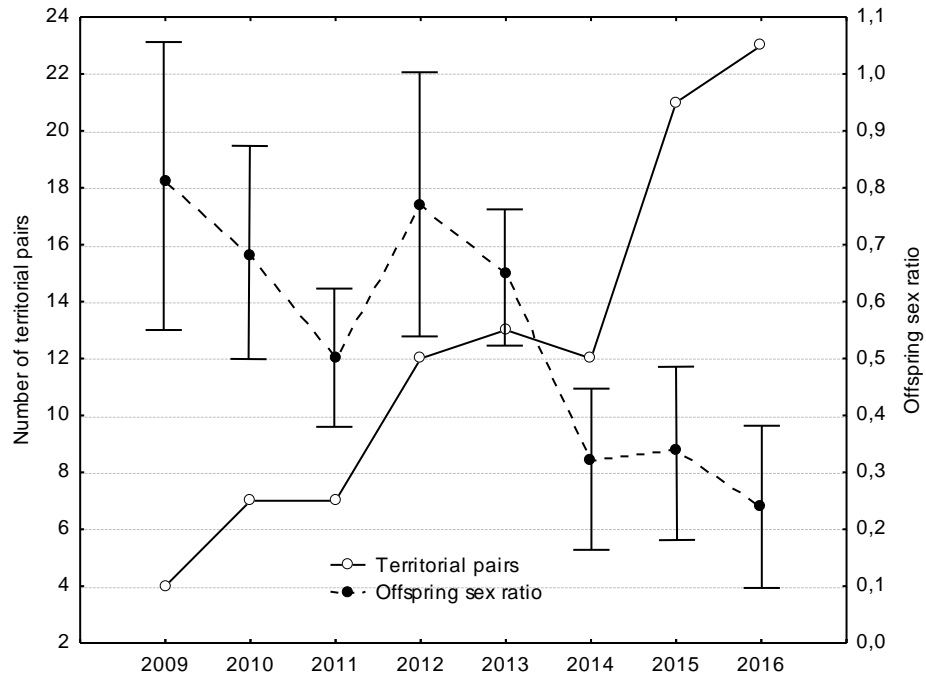
540

541

542

543

544 Figure 2: Annual number of pairs and offspring sex ratio (expressed as number of males/total
 545 number of nestlings per year) of the reintroduced Osprey populations in south of Spain from
 546 2009 to 2016. The 95% Wilson confidence intervals are included for offspring sex ratios each
 547 year.
 548

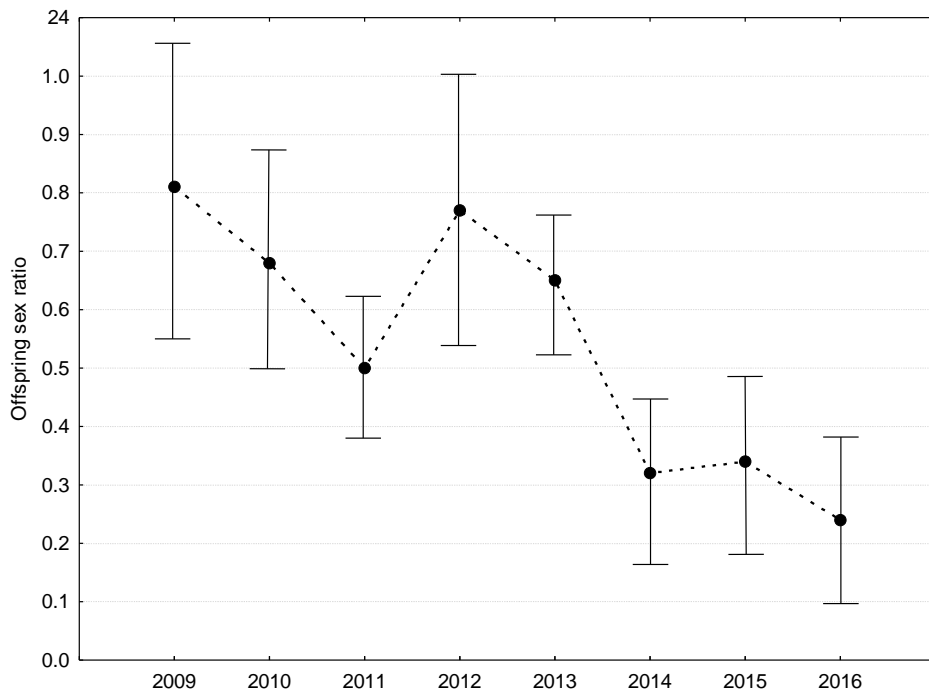


549
 550
 551

552 Second version Figure 2

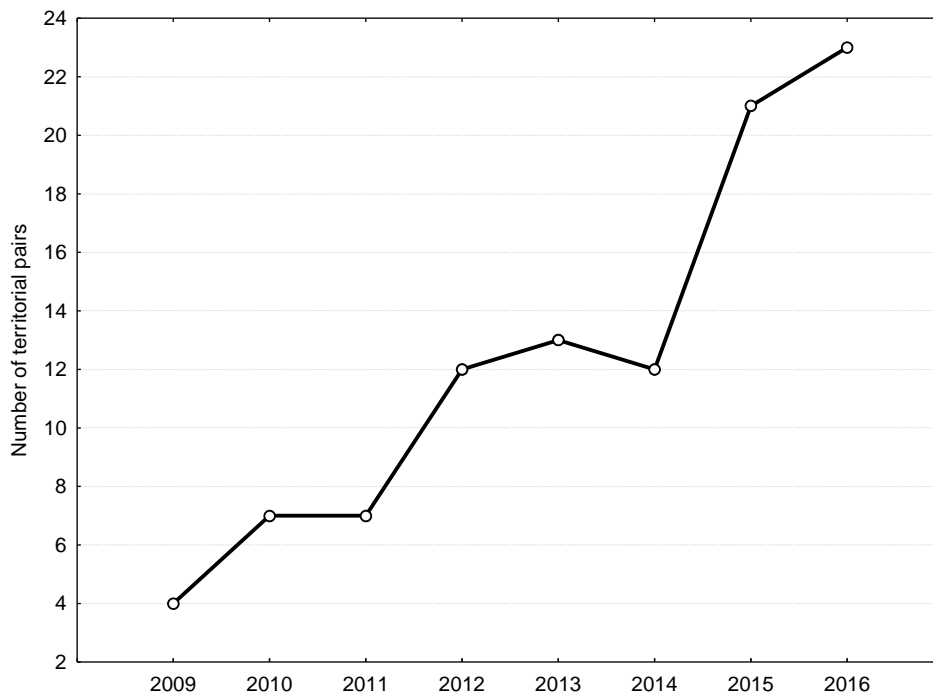
553

554



555

556



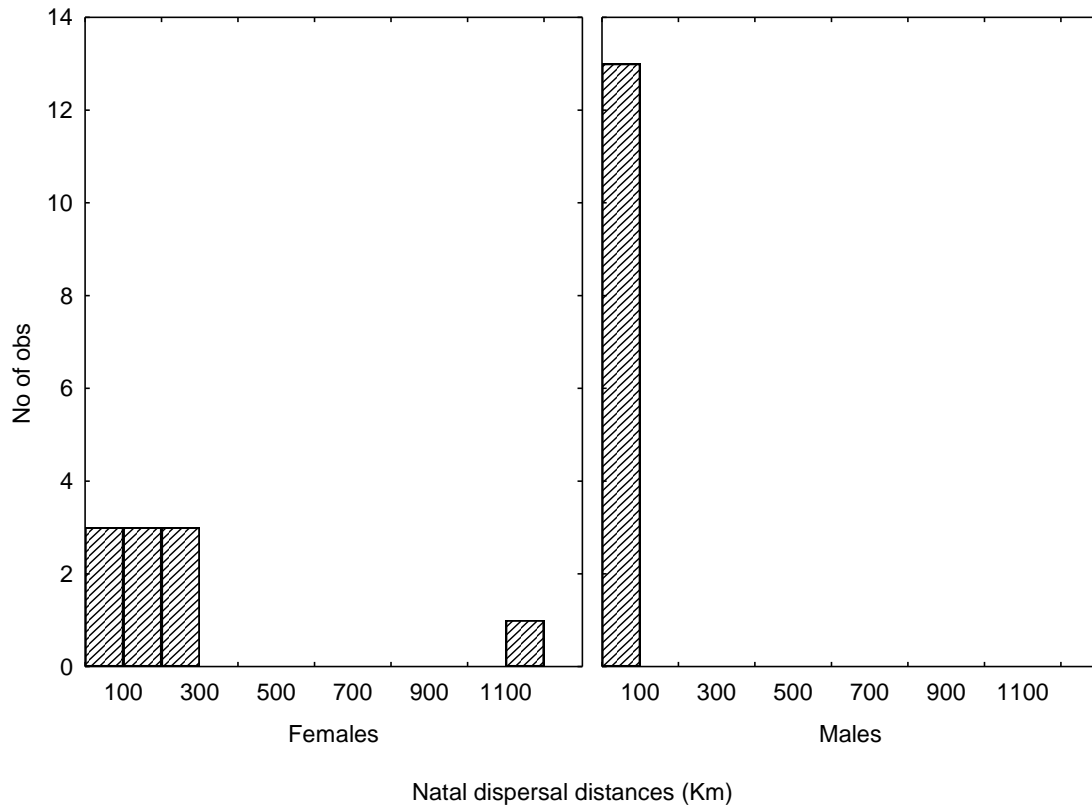
557

558

559

560

561 Figure 3: Distribution of breeding dispersal distances of females and males considering the
562 location of the natal nest and the first breeding nest. For individuals released by hacking, the
563 release site (hacking tower) was considered as the natal location
564
565



566
567
568
569
570
571
572

