

52. IWK

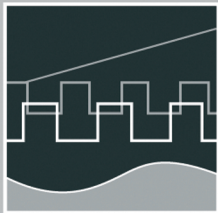
Internationales Wissenschaftliches Kolloquium
International Scientific Colloquium



PROCEEDINGS

| 10 - 13 September 2007

FACULTY OF COMPUTER SCIENCE AND AUTOMATION



COMPUTER SCIENCE MEETS AUTOMATION

VOLUME II

Session 6 - Environmental Systems: Management and Optimisation

**Session 7 - New Methods and Technologies for Medicine and
Biology**

Session 8 - Embedded System Design and Application

Session 9 - Image Processing, Image Analysis and Computer Vision

Session 10 - Mobile Communications

Session 11 - Education in Computer Science and Automation

Bibliografische Information der Deutschen Bibliothek
Die Deutsche Bibliothek verzeichnet diese Publikation in der deutschen
Nationalbibliografie; detaillierte bibliografische Daten sind im Internet über
<http://dnb.ddb.de> abrufbar.

ISBN 978-3-939473-17-6

Impressum

- Herausgeber: Der Rektor der Technischen Universität Ilmenau
Univ.-Prof. Dr. rer. nat. habil. Peter Scharff
- Redaktion: Referat Marketing und Studentische Angelegenheiten
Kongressorganisation
Andrea Schneider
Tel.: +49 3677 69-2520
Fax: +49 3677 69-1743
e-mail: kongressorganisation@tu-ilmenau.de
- Redaktionsschluss: Juli 2007
- Verlag: 
Technische Universität Ilmenau/Universitätsbibliothek
Universitätsverlag Ilmenau
Postfach 10 05 65
98684 Ilmenau
www.tu-ilmenau.de/universitaetsverlag
- Herstellung und
Auslieferung: Verlagshaus Monsenstein und Vannerdat OHG
Am Hawerkamp 31
48155 Münster
www.mv-verlag.de
- Layout Cover: www.cey-x.de
- Bezugsmöglichkeiten: Universitätsbibliothek der TU Ilmenau
Tel.: +49 3677 69-4615
Fax: +49 3677 69-4602

© Technische Universität Ilmenau (Thür.) 2007

Diese Publikationen und alle in ihr enthaltenen Beiträge und Abbildungen sind urheberrechtlich geschützt. Mit Ausnahme der gesetzlich zugelassenen Fälle ist eine Verwertung ohne Einwilligung der Redaktion strafbar.

Preface

Dear Participants,

Confronted with the ever-increasing complexity of technical processes and the growing demands on their efficiency, security and flexibility, the scientific world needs to establish new methods of engineering design and new methods of systems operation. The factors likely to affect the design of the smart systems of the future will doubtless include the following:

- As computational costs decrease, it will be possible to apply more complex algorithms, even in real time. These algorithms will take into account system nonlinearities or provide online optimisation of the system's performance.
- New fields of application will be addressed. Interest is now being expressed, beyond that in "classical" technical systems and processes, in environmental systems or medical and bioengineering applications.
- The boundaries between software and hardware design are being eroded. New design methods will include co-design of software and hardware and even of sensor and actuator components.
- Automation will not only replace human operators but will assist, support and supervise humans so that their work is safe and even more effective.
- Networked systems or swarms will be crucial, requiring improvement of the communication within them and study of how their behaviour can be made globally consistent.
- The issues of security and safety, not only during the operation of systems but also in the course of their design, will continue to increase in importance.

The title "Computer Science meets Automation", borne by the 52nd International Scientific Colloquium (IWK) at the Technische Universität Ilmenau, Germany, expresses the desire of scientists and engineers to rise to these challenges, cooperating closely on innovative methods in the two disciplines of computer science and automation.

The IWK has a long tradition going back as far as 1953. In the years before 1989, a major function of the colloquium was to bring together scientists from both sides of the Iron Curtain. Naturally, bonds were also deepened between the countries from the East. Today, the objective of the colloquium is still to bring researchers together. They come from the eastern and western member states of the European Union, and, indeed, from all over the world. All who wish to share their ideas on the points where "Computer Science meets Automation" are addressed by this colloquium at the Technische Universität Ilmenau.

All the University's Faculties have joined forces to ensure that nothing is left out. Control engineering, information science, cybernetics, communication technology and systems engineering – for all of these and their applications (ranging from biological systems to heavy engineering), the issues are being covered.

Together with all the organizers I should like to thank you for your contributions to the conference, ensuring, as they do, a most interesting colloquium programme of an interdisciplinary nature.

I am looking forward to an inspiring colloquium. It promises to be a fine platform for you to present your research, to address new concepts and to meet colleagues in Ilmenau.



Professor Peter Scharff
Rector, TU Ilmenau



Professor Christoph Ament
Head of Organisation

Table of Contents

CONTENTS

	Page
6 Environmental Systems: Management and Optimisation	
T. Bernard, H. Linke, O. Krol A Concept for the long term Optimization of regional Water Supply Systems as a Module of a Decision Support System	3
S. Röhl, S. Hopfgarten, P. Li A groundwater model for the area Darkhan in Kharaa river Th. Bernard, H. Linke, O. Krol basin	11
A. Khatanbaatar Altantuul The need designing integrated urban water management in cities of Mongolia	17
T. Rauschenbach, T. Pfützenreuter, Z. Tong Model based water allocation decision support system for Beijing	23
T. Pfützenreuter, T. Rauschenbach Surface Water Modelling with the Simulation Library ILM-River	29
D. Karimanzira, M. Jacobi Modelling yearly residential water demand using neural networks	35
Th. Westerhoff, B. Scharaw Model based management of the drinking water supply system of city Darkhan in Mongolia	41
N. Buyankhishig, N. Batsukh Pumping well optimi ation in the Shivee-Ovoo coal mine Mongolia	47
S. Holzmüller-Laue, B. Göde, K. Rimane, N. Stoll Data Management for Automated Life Science Applications	51
N. B. Chang, A. Gonzalez A Decision Support System for Sensor Deployment in Water Distribution Systems for Improving the Infrastructure Safety	57
P. Hamolka, I. Vrublevsky, V. Parkoun, V. Sokol New Film Temperature And Moisture Microsensors for Environmental Control Systems	63
N. Buyankhishig, M. Masumoto, M. Aley Parameter estimation of an unconfined aquifer of the Tuul River basin Mongolia	67

M. Jacobi, D. Karimanzira 73
Demand Forecasting of Water Usage based on Kalman Filtering

7 New Methods and Technologies for Medicine and Biology

J. Meier, R. Bock, L. G. Nyúl, G. Michelson 81
Eye Fundus Image Processing System for Automated Glaucoma Classification

L. Hellrung, M. Trost 85
Automatic focus depending on an image processing algorithm for a non mydriatic fundus camera

M. Hamsch, C. H. Igney, M. Vauhkonen 91
A Magnetic Induction Tomography System for Stroke Classification and Diagnosis

T. Neumuth, A. Pretschner, O. Burgert 97
Surgical Workflow Monitoring with Generic Data Interfaces

M. Pfaff, D. Woetzel, D. Driesch, S. Toepfer, R. Huber, D. Pohlers, 103
D. Koczan, H.-J. Thiesen, R. Guthke, R. W. Kinne
Gene Expression Based Classification of Rheumatoid Arthritis and Osteoarthritis Patients using Fuzzy Cluster and Rule Based Method

S. Toepfer, S. Zellmer, D. Driesch, D. Woetzel, R. Guthke, R. Gebhardt, M. Pfaff 107
A 2-Compartment Model of Glutamine and Ammonia Metabolism in Liver Tissue

J. C. Ferreira, A. A. Fernandes, A. D. Santos 113
Modelling and Rapid Prototyping an Innovative Ankle-Foot Orthosis to Correct Children Gait Pathology

H. T. Shandiz, E. Zahedi 119
Noninvasive Method in Diabetic Detection by Analyzing PPG Signals

S. V. Drobot, I. S. Asayenok, E. N. Zacepin, T. F. Sergiyenko, A. I. Svirnovskiy 123
Effects of Mm-Wave Electromagnetic Radiation on Sensitivity of Human Lymphocytes to Ionizing Radiation and Chemical Agents in Vitro

8 Embedded System Design and Application

B. Däne 131
Modeling and Realization of DMA Based Serial Communication for a Multi Processor System

M. Müller, A. Pacholik, W. Fengler Tool Support for Formal System Verification	137
A. Pretschner, J. Alder, Ch. Meissner A Contribution to the Design of Embedded Control Systems	143
R. Ubar, G. Jervan, J. Raik, M. Jenihhin, P. Ellervee Dependability Evaluation in Fault Tolerant Systems with High-Level Decision Diagrams	147
A. Jutmann On LFSR Polynomial Calculation for Test Time Reduction	153
M. Rosenberger, M. J. Schaub, S. C. N. Töpfer, G. Linß Investigation of Efficient Strain Measurement at Smallest Areas Applying the Time to Digital (TDC) Principle	159
9 Image Processing, Image Analysis and Computer Vision	
J. Meyer, R. Espiritu, J. Earthman Virtual Bone Density Measurement for Dental Implants	167
F. Erfurth, W.-D. Schmidt, B. Nyuyki, A. Scheibe, P. Saluz, D. Faßler Spectral Imaging Technology for Microarray Scanners	173
T. Langner, D. Kollhoff Farbbasierte Druckbildinspektion an Rundkörpern	179
C. Lucht, F. Gaßmann, R. Jahn Inline-Fehlerdetektion auf freigeformten, texturierten Oberflächen im Produktionsprozess	185
H.-W. Lahmann, M. Stöckmann Optical Inspection of Cutting Tools by means of 2D- and 3D-Imaging Processing	191
A. Melitzki, G. Stanke, F. Weckend Bestimmung von Raumpositionen durch Kombination von 2D-Bildverarbeitung und Mehrfachlinienlasertriangulation - am Beispiel von PKW-Stabilisatoren	197
F. Boochs, Ch. Raab, R. Schütze, J. Traiser, H. Wirth 3D contour detection by means of a multi camera system	203

M. Brandner Vision-Based Surface Inspection of Aeronautic Parts using Active Stereo	209
H. Lettenbauer, D. Weiss X-ray image acquisition, processing and evaluation for CT-based dimensional metrology	215
K. Sickel, V. Daum, J. Hornegger Shortest Path Search with Constraints on Surface Models of In-the-ear Hearing Aids	221
S. Husung, G. Höhne, C. Weber Efficient Use of Stereoscopic Projection for the Interactive Visualisation of Technical Products and Processes	227
N. Schuster Measurement with subpixel-accuracy: Requirements and reality	233
P. Brückner, S. C. N. Töpfer, M. Correns, J. Schnee Position- and colour-accurate probing of edges in colour images with subpixel resolution	239
E. Sparrer, T. Machleidt, R. Nestler, K.-H. Franke, M. Niebelschütz Deconvolution of atomic force microscopy data in a special measurement mode – methods and practice	245
T. Machleidt, D. Kapusi, T. Langner, K.-H. Franke Application of nonlinear equalization for characterizing AFM tip shape	251
D. Kapusi, T. Machleidt, R. Jahn, K.-H. Franke Measuring large areas by white light interferometry at the nanopositioning and nanomeasuring machine (NPMM)	257
R. Burdick, T. Lorenz, K. Bobey Characteristics of High Power LEDs and one example application in with-light-interferometry	263
T. Koch, K.-H. Franke Aspekte der strukturbasierten Fusion multimodaler Satellitendaten und der Segmentierung fusionierter Bilder	269
T. Riedel, C. Thiel, C. Schmallius A reliable and transferable classification approach towards operational land cover mapping combining optical and SAR data	275
B. Waske, V. Heinzl, M. Braun, G. Menz Classification of SAR and Multispectral Imagery using Support Vector Machines	281

V. Heinzl, J. Franke, G. Menz Assessment of differences in multisensoral remote sensing imageries caused by discrepancies in the relative spectral response functions	287
I. Aksit, K. Bunger, A. Fassbender, D. Frekers, Chr. Gotze, J. Kemenas An ultra-fast on-line microscopic optical quality assurance concept for small structures in an environment of man production	293
D. Hofmann, G. Linss Application of Innovative Image Sensors for Quality Control	297
A. Jablonski, K. Kohrt, M. Bohm Automatic quality grading of raw leather hides	303
M. Rosenberger, M. Schellhorn, P. Bruckner, G. Lin Uncompressed digital image data transfer for measurement techniques using a two wire signal line	309
R. Blaschek, B. Meffert Feature point matching for stereo image processing using nonlinear filters	315
A. Mitsiukhin, V. Pachynin, E. Petrovskaya Hartley Discrete Transform Image Coding	321
S. Hellbach, B. Lau, J. P. Eggert, E. Korner, H.-M. Gro Multi-Cue Motion Segmentation	327
R. R. Alavi, K. Brie Image Processing Algorithms for Using a Moon Camera as Secondary Sensor for a Satellite Attitude Control System	333
S. Bauer, T. Doring, F. Meysel, R. Reulke Traffic Surveillance using Video Image Detection Systems	341
M. A-Megeed Salem, B. Meffert Wavelet-based Image Segmentation for Traffic Monitoring Systems	347
E. Einhorn, C. Schroter, H.-J. Bohme, H.-M. Gro A Hybrid Kalman Filter Based Algorithm for Real-time Visual Obstacle Detection	353
U. Knauer, R. Stein, B. Meffert Detection of opened honeybee brood cells at an early stage	359

10 Mobile Communications

K. Ghanem, N. Zamin-Khan, M. A. A. Kalil, A. Mitschele-Thiel Dynamic Reconfiguration for Distributing the Traffic Load in the Mobile Networks	367
N. Z.-Khan, M. A. A. Kalil, K. Ghanem, A. Mitschele-Thiel Generic Autonomic Architecture for Self-Management in Future Heterogeneous Networks	373
N. Z.-Khan, K. Ghanem, St. Leistritz, F. Liers, M. A. A. Kalil, H. Kärst, R. Böringer Network Management of Future Access Networks	379
St. Schmidt, H. Kärst, A. Mitschele-Thiel Towards cost-effective Area-wide Wi-Fi Provisioning	385
A. Yousef, M. A. A. Kalil A New Algorithm for an Efficient Stateful Address Autoconfiguration Protocol in Ad hoc Networks	391
M. A. A. Kalil, N. Zamin-Khan, H. Al-Mahdi, A. Mitschele-Thiel Evaluation and Improvement of Queueing Management Schemes in Multihop Ad hoc Networks	397
M. Ritzmann Scientific visualisation on mobile devices with limited resources	403
R. Brecht, A. Kraus, H. Krömker Entwicklung von Produktionsrichtlinien von Sport-Live-Berichterstattung für Mobile TV Übertragungen	409
N. A. Tam RCS-M: A Rate Control Scheme to Transport Multimedia Traffic over Satellite Links	421
Ch. Kellner, A. Mitschele-Thiel, A. Diab Performance Evaluation of MIFA, HMIP and HAWAII	427
A. Diab, A. Mitschele-Thiel MIFAv6: A Fast and Smooth Mobility Protocol for IPv6	433
A. Diab, A. Mitschele-Thiel CAMP: A New Tool to Analyse Mobility Management Protocols	439

11 Education in Computer Science and Automation

S. Bräunig, H.-U. Seidel Learning Signal and Pattern Recognition with Virtual Instruments	447
St. Lambeck Use of Rapid-Control-Prototyping Methods for the control of a nonlinear MIMO-System	453
R. Pittschellis Automatisierungstechnische Ausbildung an Gymnasien	459
A. Diab, H.-D. Wuttke, K. Henke, A. Mitschele-Thiel, M. Ruhwedel MAeLE: A Metadata-Driven Adaptive e-Learning Environment	465
V. Zöppig, O. Radler, M. Beier, T. Ströhla Modular smart systems for motion control teaching	471
N. Pranke, K. Froitzheim The Media Internet Streaming Toolbox	477
A. Fleischer, R. Andreev, Y. Pavlov, V. Terzieva An Approach to Personalized Learning: A Technique of Estimation of Learners Preferences	485
N. Tsyrelchuk, E. Ruchaevskaia Innovational pedagogical technologies and the Information educational medium in the training of the specialists	491
Ch. Noack, S. Schwintek, Ch. Ament Design of a modular mechanical demonstration system for control engineering lectures	497

K. Sickel / V. Daum / J. Hornegger

Shortest Path Search with Constraints on Surface Models of in-the-ear Hearing Aids

Abstract

One part of the production of modern hearing aids is the integration of a ventilation tube. This is usually done by applying a shortest path search algorithm on a non-convex ear impression. For the functionality of this so-called vent the path search algorithm has to fulfill several constraints like smoothness and space consumption of the vent. The proposed solution is based upon a modified version of Dijkstra's algorithm to address the constraints and to increase accuracy. The algorithm was evaluated by experts and validated to perform better for the application than a shortest path solution.

1. Introduction

Approximately eight percent of the world population suffers from hearing loss. This handicap impairs the life quality of persons concerned and can lead to social isolation. Hearing aids improve the life quality of these approximately 560 million people in the world [1]. Modern hearing aids can be categorized into two major classes: behind-the-ear (BTE) devices and in-the-ear (ITE) devices. The ITE devices, especially the completely in the canal (CIC) devices, are almost invisible to other people [2]. The major disadvantage of the ITE devices is that the production is complex, expensive and difficult. The production process starts with an ear impression of the patient made by an audiologist. This impression is scanned and the resulting surface mesh is smoothed and trimmed to fit the requirements of an ITE device. The physical impression is then built by a stereolithography machine and outfitted with the necessary components such as receiver and microphone. After some finishing tasks, like varnishing and polishing, the device can be sent to the customer. Due to the fact that an ITE closes the ear no pressure equalization is possible. To avoid this disagreeable effect a ventilation tube is integrated into the device. For a good air flow it is required that the vent is preferably short and smooth. The vent placement is currently done during the virtual editing of the

scanned impression (shell) by using a shortest path algorithm.

Figure 1(a) shows an example of the ventilation tube. The computed path is not always favorable for the manufacturing process. In an ITE only a small amount of space can be used to fit in the rigid electronic components such as receiver, microphone and battery. To ensure the tiniest possible device the vent should be placed in a way that there is enough space for the other components. The usable space is approximated by circles fitted into slices of the impression which corresponds approximately to the shapes of the electronic components, see Figure 2. Altogether the production process enforces the following constraints on a new path search algorithm.

1. The vent shall be short.
2. The vent shall consume only a small amount of usable space inside the shell.
3. The vent shall avoid sharp bends to ensure a good air flow.
4. The computation time of the vent path shall be real time (< 2 sec).

2. Preliminaries

The shortest path problem is well-known in computational geometry. Accordingly there exist a large amount of algorithms to solve this particular problem. These algorithms can be grouped into exact and approximate algorithms, see e.g. [3] for an extensive overview. Due to run-time constraints it is favorable to concentrate on approximate algorithms, which are in general faster than the exact ones. We used Dijkstra's algorithm (DA) [4] as starting point for further investigations, because it has an $O(n \log n)$ complexity and can handle non-convex data. Additionally its objective function, which is the Euclidean length between the path nodes, can be easily adapted to additional requirements. A drawback of the DA is that the path length depends on the mesh granularity. To avoid this problem the Selective Refinement (SR) of Kanai and Suzuki [5] was employed and also modified. The SR introduces so-called Steiner Points into the mesh, see Figure 1(b). These additional points allow the path search to go across triangles by using so-called onface edges. Kanai and Suzuki showed in [5] that the computed path is on average only 0.4% longer than the exact path. The algorithm by Kanai and Suzuki uses the DA iteratively. In each iteration step Steiner Points are introduced and the search graph is reduced to the vertices in the current path and the neighbors of these vertices. In the first iteration the whole mesh is used. To improve the run-time this was modified such that in the first iteration the DA is used and starting with the second iteration Steiner Points are introduced. The algorithm terminates if either the

difference between current and last path is smaller than a threshold or a fixed maximum number of iterations is reached. The number s of Steiner Points per edge is chosen to depend on the edge length $|e|$ and an user given value γ according to the formula:

$$s = \lfloor |e|/\gamma \rfloor - 1 \quad (2.1)$$

3. Extension of the basis algorithm

The basis algorithm (DA+SR) fulfills the first and the last requirements of the given problem, but does not consider the space consumption and strong bends in the path. Especially the consumption of usable space is crucial for the production of small hearing devices and avoiding strong bends assures the correct functionality of the vent. To take these two points into account the so-called Volume Measure (VM) and Curvature Measure (CM) are introduced.

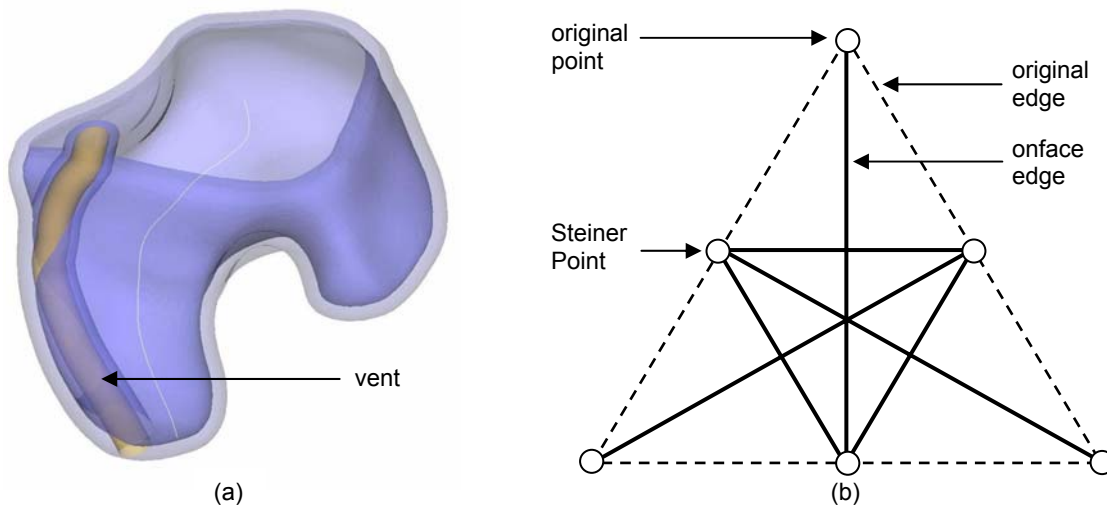


Figure 1. (a) Ear impression with ventilation tube in editing software. (b) Introducing of Steiner Points into a triangle mesh.

3.1 Volume Measure

The aim of the VM is to optimize the space consumption of the vent. To approximate the usable space in the shell we assume that a circle is the ideal representation for the space consumption of the electronic components. These circles are fitted into slices which are approximately perpendicular to the canal of the shell, see Figure 2. The number of slices depends on the number of vertices in the mesh. To incorporate the space usage of this circular region by the vent a weight ω_{VM} is introduced. To compute $\omega_{VM,i}$ at each vertex v_i a virtual vent is positioned, see Figure 2(a). If the vent cannot be

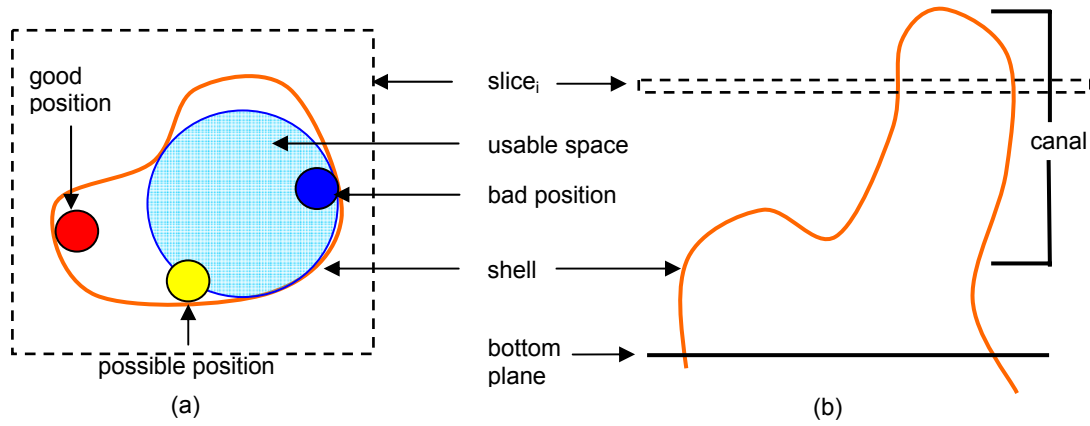


Figure 2. (a) Slice of the shell with example vents in a good, possible and bad position. (b) The impression is sliced approximately perpendicular to the centerline. The number of slices depends on the number of vertices in the impression.

fitted, a penalty term is added to $\omega_{VM,i}$. Second part of $\omega_{VM,i}$ is the overlapping distance between virtual vent and inner circle. A visual depiction of ω_{VM} can be seen in Figure 3, red is $\omega_{VM,i} = 0.0$ and blue is $\omega_{VM,i} \geq 1.0$.

$$f_{i,j} = \omega_{L,i,j} + \beta \cdot \omega_{L,i,j} \cdot \omega_{VM,j} \quad (3.1)$$

The modified object function $f_{i,j}$ combines the Euclidean length $\omega_{L,i,j}$ between vertex v_i and vertex v_j with the VM. The VM is scaled with the edge length $\omega_{L,i,j}$. The variable β allows to control the influence of each part. We calculated the VM in a preprocessing step. Thus it can be examined and optimized independently of the other algorithms. The additional weights for the added Steiner Points are calculated via linear interpolation.

3.2 Curvature Measure

Due to the shape of the ear impressions it can happen that the vent has strong bends. It is also possible that the VM introduces bends in order to avoid penalty regions. To address these problems the curvature of the path is taken into account. Since DA is based on graph nodes (vertices) the incorporation of the CM requires the extension of the nodes to tuples of vertices. Each vertex can be combined with each neighbor thus one vertex with N neighbors results in $N(N-1)/2$ tuples. The curvature is approximated by an angle δ enclosed by three neighboring vertices. To avoid scaling artifacts it is, similar to the VM, scaled with the Euclidean length of the tuple. During the graph search only tuples with a sharing edge can be connected to a path. The additional weight is calculated as $\omega_{CM,i} = |180-\delta_i|$ and integrated into the objective function.

$$f_{i,j} = \omega_{L,i,j} + \beta \cdot \omega_{L,i,j} \cdot \omega_{VM,j} + \mu \cdot \omega_{L,i,j} \cdot \omega_{CM,j} \quad (3.2)$$

The Euclidean length $\omega_{L,i,j}$ is in this case the length of the tuple.

4. Results

The algorithm was tested on an Intel Core 2 Duo 2GHz CPU with 2GB RAM. The test data had a range of 2500 – 20000 vertices and 5000 – 40000 faces. Table 1 shows the results for the length of the path, the VM costs c_{VM} and the CM costs c_{CM} .

$$c_{VM} = \sum_{i=0}^L \omega_{VM,i} \quad (4.1)$$

$$c_{CM} = \sum_{i=0}^L \omega_{L,i} \cdot \omega_{CM,i} \quad (4.2)$$

L denotes the number of vertices respectively tuples of the path.

Algorithm combination	c_{VM}	c_{CM}	Path length
DA and SR	36.5	5.7	0.833
DA, SR and VM	22.6	8.2	0.837
DA, SR and CM	46.5	4.0	0.930
DA, SR, VM and CM	37.5	3.9	0.92

Table 1. Results of the different algorithm combinations. The used impression had about 6000 vertices.

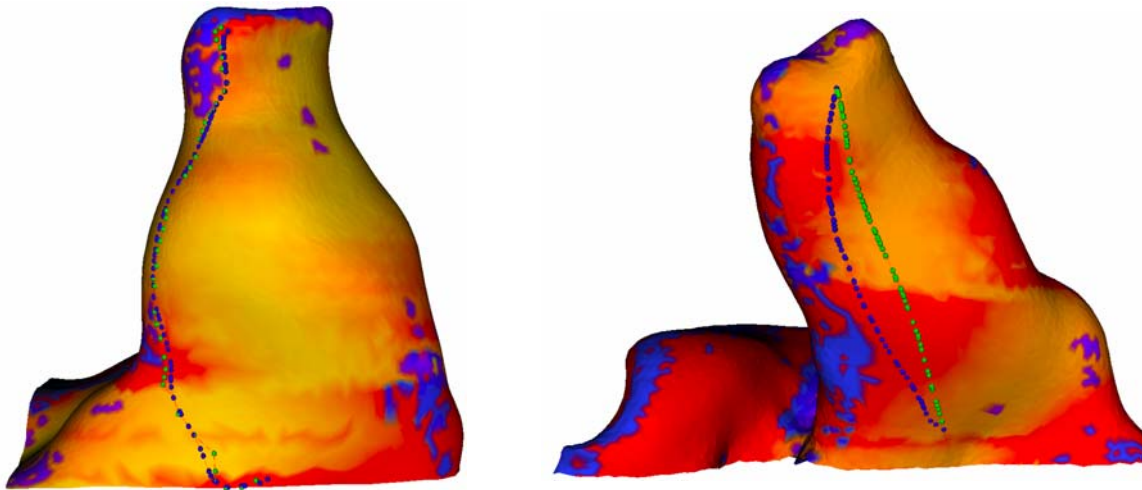


Figure 3. Example paths for (left) DA, VM, CM (green) in comparison with DA, SR, VM (blue) and (right) DA, SR (green) in comparison with DA, SR, VM (blue).

The costs in table 1 indicate that the VM significantly reduces the intersection between vent and inner circle and so optimizes the available space for the electronic components. The needed preprocessing time for the VM computation is less than a second for meshes with less than 10000 vertices. Also visible is the bad influence of the VM to the

CM costs which can be strongly reduced by using both extensions. In Figure 3(a) it can be seen that the paths favors the red regions of the surface and thus maximize the remaining space. Figure 3(b) shows the positive influence of the CM. The path is longer than a shortest path but optimizes the VM costs without introducing unfavorable bends. Table 2 compares the run times of the algorithm combinations, which reveals that the VM computation is fast. The CM computation with its tuple creation, however, needs further optimization.

Algorithm combination	Run time (6000 vertices)	Run time (12000 vertices)
Dijkstra, SR and VM	1.4 sec	2,5 sec
Dijkstra, SR and CM	86.1 sec	269,1 sec
Dijkstra, SR, VM and CM	86.5 sec	283,3 sec

Table 2. Results of the different algorithm combinations.

5. Conclusions

The developed extensions helped to address the open requirements to optimize the usable space consumption and to avoid sharp bends. Especially the VM works well and does not require that much overhead, because it can be done fast in a pre-processing step. The CM achieves an improvement for the path but violates the real-time requirement. It needs further research on how to prune the number of tuples and optimize the tuple-generation algorithm. The resulting paths, which were validated by experts, are superior to a simple shortest path solution.

References:

- [1] hear-it.org. Es gibt immer mehr Hörgeschädigte. <http://www.german.hear-it.org/page.dsp?forside=yes&area=134>, 1st April 2007.
- [2] National Institute on Deafness and Other Communication Disorders. Hearing Aids [NIDCD Health Information]. <http://www.nidcd.nih.gov/health/hearing/hearingaid.asp>, 1st April 2007.
- [3] J.S.B Mitchell. Geometric shortest paths and network optimization. In J.-R. Sack and J. Urrutia, editors, Handbook of computational geometry, pages 633-702. Elsevier Science, Amsterdam, 2000.
- [4] E. W. Dijkstra. A note on two problems in connexion with graphs. Numerische Mathematik, 1:269-271, 1959.
- [5] T. Kanai and H. Suzuki. Approximate shortest path on polyhedral surface based on selective refinement of the discrete graph and its applications. In GMP '00: Proceedings of the Geometric Modeling and Processing 2000, page 241, Washington, DC, USA, 2000, IEEE Computer Society.

Authors:

Konrad Sickel
 Volker Daum
 Joachim Hornegger
 Friedrich-Alexander-Universität Erlangen-Nürnberg, Lehrstuhl für Informatik 5 (Mustererkennung).
 Martensstraße 3
 91058 Erlangen
 Phone: +49 9131 85 27775
 Fax: +49 9131 303811
 E-mail: konrad.sickel@informatik.uni-erlangen.de