

<https://helda.helsinki.fi>

Search for third-generation scalar leptoquarks decaying to a top quark and a tau lepton at root s=13 TeV

The CMS collaboration

2018-09-03

The CMS Collaboration , Sirunyan , A M , Eerola , P , Kirschenmann , H , Pekkanen , J , Voutilainen , M , Havukainen , J , Heikkilä , J K , Järvinen , T , Karimäki , V , Kinnunen , R , Lampén , T , Lassila-Perini , K , Laurila , S , Lehti , S , Lindén , T , Luukka , P , Mäenpää , T , Siikonen , H , Tuominen , E , Tuominiemi , J & Tuuva , T 2018 , ' Search for third-generation scalar leptoquarks decaying to a top quark and a tau lepton at root s=13 TeV ' , European Physical Journal C. Particles and Fields , vol. 78 , no. 9 , 707 . <https://doi.org/10.1140/epjc/s10052-018-6143-z>

<http://hdl.handle.net/10138/246352>

<https://doi.org/10.1140/epjc/s10052-018-6143-z>

cc_by

publishedVersion

Downloaded from Helda, University of Helsinki institutional repository.

This is an electronic reprint of the original article.

This reprint may differ from the original in pagination and typographic detail.

Please cite the original version.

Search for third-generation scalar leptoquarks decaying to a top quark and a τ lepton at $\sqrt{s} = 13$ TeV

CMS Collaboration*

CERN, 1211 Geneva 23, Switzerland

Received: 7 March 2018 / Accepted: 8 August 2018
© CERN for the benefit of the CMS collaboration 2018

Abstract A search for pair production of heavy scalar leptoquarks (LQs), each decaying into a top quark and a τ lepton, is presented. The search considers final states with an electron or a muon, one or two τ leptons that decayed to hadrons, and additional jets. The data were collected in 2016 in proton–proton collisions at $\sqrt{s} = 13$ TeV with the CMS detector at the LHC, and correspond to an integrated luminosity of 35.9 fb^{-1} . No evidence for pair production of LQs is found. Assuming a branching fraction of unity for the decay $\text{LQ} \rightarrow t\tau$, upper limits on the production cross section are set as a function of LQ mass, excluding masses below 900 GeV at 95% confidence level. These results provide the most stringent limits to date on the production of scalar LQs that decay to a top quark and a τ lepton.

1 Introduction

Leptoquarks (LQs) are hypothetical particles that carry non-zero baryon and lepton quantum numbers. They are charged under all standard model (SM) gauge groups, and their possible quantum numbers can be restricted by the assumption that their interactions with SM fermions are renormalizable and gauge invariant [1]. The spin of an LQ state is either 0 (scalar LQ) or 1 (vector LQ). Leptoquarks appear in theories beyond the SM such as grand unified theories [2–4], technicolor models [5, 6] and other compositeness scenarios [7, 8], and R-parity-violating (RPV) supersymmetric models [9, 10].

Third-generation scalar LQs (LQ_3 s) have recently received considerable theoretical interest, as their existence can explain the anomaly in the $\bar{B} \rightarrow D\tau\bar{\nu}$ and $\bar{B} \rightarrow D^*\tau\bar{\nu}$ decay rates reported by the BaBar [11, 12], Belle [13–15], and LHCb [16] Collaborations. These decay rates deviate from the SM predictions by about four standard deviations [17], and studies of the flavor structure of LQ couplings reveal that large couplings to third-generation quarks and leptons could explain this anomaly [18–21]. Third-generation LQs

can appear in models in which only third-generation quarks and leptons are unified [22, 23] and therefore their existence is not constrained by proton decay experiments. All models that predict LQs with masses at the TeV scale and sizable couplings to top quarks and τ leptons can be probed by the CMS experiment at the CERN LHC.

In proton–proton (pp) collisions LQs are mainly pair produced through the quantum chromodynamic (QCD) quark–antiquark annihilation and gluon–gluon fusion s - and t -channel subprocesses as shown in Fig. 1. There are also lepton-mediated t - and u -channel contributions that depend on the unknown lepton–quark–LQ Yukawa coupling, but these contributions to LQ_3 production are negligible at the LHC as they require third-generation quarks in the initial state. Hence, the LQ pair-production cross section can be taken to depend only on the assumed values of the LQ spin and mass, and on the center-of-mass energy. The corresponding pair production cross sections have been calculated up to next-to-leading order (NLO) in perturbative QCD [24].

This paper presents the first search for the production of an LQ_3 decaying into a top quark and a τ lepton at $\sqrt{s} = 13$ TeV. The search targets LQ_3 s with electric charges $-5/3 e$ and $-1/3 e$, where e is the proton charge, and with various possible weak isospin configurations, depending on the model. A previous search for this channel at $\sqrt{s} = 8$ TeV by the CMS Collaboration resulted in a lower mass limit of 685 GeV for an LQ_3 with branching fraction $\mathcal{B} = 1$ into a top quark and a τ lepton [25]. Other searches for an LQ_3 have targeted the decays $\text{LQ}_3 \rightarrow b\nu$ and $\text{LQ}_3 \rightarrow b\tau$ [26–39]. The results of the search presented here are also interpreted in the context of RPV supersymmetric models, where the supersymmetric partner of the bottom quark (bottom squark) decays into a top quark and a τ lepton via the RPV coupling.

We consider events with at least one electron or muon and at least one τ lepton, where the τ lepton undergoes a one- or three-prong hadronic decay, $\tau_h \rightarrow \text{hadron}(s) + \nu_\tau$. In $\text{LQ}_3\bar{\text{LQ}}_3$ events, τ leptons arise directly from LQ_3 decays, as well as from W bosons in the top quark decay chain. Electrons

* e-mail: cms-publication-committee-chair@cern.ch

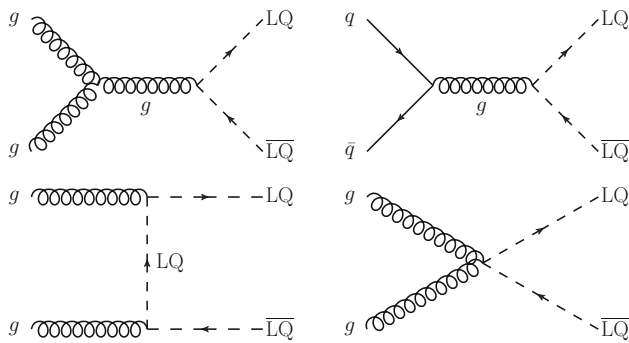


Fig. 1 Dominant leading order Feynman diagrams for the production of leptoquark pairs in proton–proton collisions

and muons are produced in leptonic decays of W bosons or τ leptons. Two search regions are used in this analysis: a di- τ region with the signature $\ell\tau_h\tau_h+\text{jets}$ and small background levels from SM processes, which provides high sensitivity for LQ_3 masses below 500 GeV, and a region with a single τ lepton in the final state, $\ell\tau_h+\text{jets}$, which has higher sensitivity for LQ_3 masses above 500 GeV because of a larger signal efficiency. Here, ℓ denotes either an electron or a muon. The dominant backgrounds in this search come from $t\bar{t}+\text{jets}$ and $W+\text{jets}$ production, with jets misidentified as hadronically decaying τ leptons. These backgrounds are estimated through measurements in control regions and extrapolated to the signal region.

In this paper, Sect. 2 describes the CMS detector, while Sect. 3 discusses the data samples and the properties of simulated events utilized in the analysis. Section 4 outlines the techniques used for event reconstruction and Sect. 5 describes the selection criteria applied in each analysis channel. The method used for the background estimation is reported in Sect. 6, and systematic uncertainties are detailed in Sect. 7. Finally, Sect. 8 contains the results of the analysis, and Sect. 9 summarizes this work.

2 The CMS detector

The central feature of the CMS apparatus [40] is a superconducting solenoid of 6 m internal diameter, providing a magnetic field of 3.8 T. Within the solenoid volume are a silicon pixel and strip tracker, a lead tungstate crystal electromagnetic calorimeter (ECAL), and a brass and scintillator hadron calorimeter (HCAL), each composed of a barrel and two endcap sections. Forward calorimeters extend the pseudorapidity (η) coverage provided by the barrel and endcap detectors. Electron momenta are estimated by combining the energy measurement in the ECAL with the momentum measurement in the tracker. Muons are measured in gas-ionization detectors embedded in the steel flux-return yoke outside the

solenoid. A more detailed description of the CMS detector, together with a definition of the coordinate system used and the relevant kinematic variables, can be found in Ref. [40].

Events of interest are selected using a two-tiered trigger system [41], where the first level is composed of custom hardware processors and selects events at a rate of around 100 kHz within a time interval of less than 4 μs . The second level, known as the high-level trigger, uses a version of the full event reconstruction software optimized for fast processing, and reduces the event rate to around 1 kHz before data storage.

3 Data sample and simulated events

The search for LQ_3 s presented here uses pp collisions at $\sqrt{s} = 13\text{ TeV}$ recorded with the CMS detector in 2016. The data sample corresponds to an integrated luminosity of 35.9 fb^{-1} [42].

The leading order (LO) Monte Carlo (MC) program PYTHIA 8.205 [43] is used to simulate the LQ_3 pair production signal process. Both LQ_3 s are required to decay into a top quark and a τ lepton, and polarization effects from the chiralities of the top quark and the τ lepton have been neglected. The signal samples are generated for LQ_3 masses ranging from 200 to 2000 GeV.

The principal background processes, top quark pair production ($t\bar{t}$) via the strong interaction and electroweak single top quark production in the t -channel and tW processes, are simulated with the NLO generator POWHEG (v1 is used for the single top tW processes and v2 for the single top t -channel and $t\bar{t}$ processes) [44–49]. The s -channel process of single top quark production is generated at NLO using the program MADGRAPH5_AMC@NLO (v2.2.2) [50]. Other background processes involve W and Z boson production in association with jet radiation. These processes are generated with MADGRAPH5_AMC@NLO (v2.2.2), with W boson production at NLO and Z boson production at LO level. The matrix element generation of W and Z boson production is matched to the parton shower emissions with the Frederix and Frixione [51] and MLM [52] algorithms, respectively. Background processes from QCD multijet production are simulated with PYTHIA 8.205. For all generated events, PYTHIA 8.205 is used for the description of the parton shower and hadronization. In the parton shower, the underlying event tune CUETP8M1 [53,54] has been applied for all samples except for $t\bar{t}$ and single top quark production in the t -channel, which use the underlying event tune CUETP8M2T4 [53,54]. The event generation is performed using the NNPDF 3.0 parton distribution functions (PDFs) [55], for all events. The detector response is modeled with the GEANT4 [56] suite of programs.

4 Event reconstruction

Event reconstruction is based on the CMS particle-flow (PF) algorithm [57], which combines information from all subdetectors, including measurements from the tracking system, energy deposits in the ECAL and HCAL, and tracks reconstructed in the muon detectors. Based on this information, all particles in the event are reconstructed as electrons, muons, photons, charged hadrons, or neutral hadrons.

Interaction vertices are reconstructed using a deterministic annealing filtering algorithm [58,59]. The reconstructed vertex with the largest value of summed physics-objects p_T^2 is taken to be the primary pp interaction vertex. The physics objects are jets, clustered using the jet finding algorithm [60,61] with the tracks assigned to the vertex as inputs, and the associated missing transverse momentum, taken as the negative vector sum of the p_T of those jets. Charged particles associated with other interaction vertices are removed from further consideration.

Muons are reconstructed using the information collected in the muon detectors and the inner tracking detectors, and are measured in the range $|\eta| < 2.4$. Tracks associated with muon candidates must be consistent with muons originating from the primary vertex, and are required to satisfy a set of identification requirements. Matching muon detector information to tracks measured in the silicon tracker results in a p_T resolution for muons with $20 < p_T < 100$ GeV of 1.3–2.0% in the barrel and better than 6% in the endcaps. The p_T resolution in the barrel is better than 10% for muons with p_T up to 1 TeV [62].

Electron candidates are reconstructed in the range $|\eta| < 2.5$ by combining tracking information with energy deposits in the ECAL. Candidates are identified [63] using information on the spatial distribution of the shower, the track quality and the spatial match between the track and electromagnetic cluster, the fraction of total cluster energy in the HCAL, and the level of activity in the surrounding tracker and calorimeter regions. The transverse momentum p_T resolution for electrons with $p_T \approx 45$ GeV from $Z \rightarrow ee$ decays ranges from 1.7% for nonshowering electrons in the barrel region to 4.5% for electrons showering in the endcaps [63].

Jets are clustered using PF candidates as inputs to the anti- k_T algorithm [60] in the FASTJET 3.0 software package [61], using a distance parameter of 0.4. For all jets, corrections based on the jet area [64] are applied to the energy of the jets to remove the energy contributions from neutral hadrons from additional pp interactions in the same or adjacent bunch crossings (pileup collisions). Subsequent corrections are used to account for the nonlinear calorimetric response in both jet energy and mass, as a function of η and p_T [65]. The jet energy resolution amounts typically to 15% at 10 GeV, 8% at 100 GeV, and 4% at 1 TeV [66]. Corrections to the jet energy scale and the jet energy resolution are

propagated to the determination of the missing transverse momentum [66]. Jets associated with b quarks are identified using the combined secondary vertex v2 algorithm [67,68]. The working point used for jet b tagging in this analysis has an efficiency of $\approx 65\%$ (in $t\bar{t}$ simulated events) and a mistag rate (the rate at which light-flavor jets are incorrectly tagged) of approximately 1% [68].

Hadronically decaying τ leptons are reconstructed with the hadron-plus-strips (HPS) algorithm [69] and are denoted by τ_h . The HPS algorithm is based on PF jets and additionally includes photons originating from neutral pion decays. Energy depositions in the ECAL are reconstructed in “strips” elongated in the direction of the azimuthal angle ϕ , to take account of interactions in the material of the detector and the axial magnetic field. These deposits are associated with one or three charged tracks to reconstruct various hadronic decay modes of τ leptons. To suppress backgrounds from light-quark or gluon jets, a τ_h candidate is required to be isolated from other energy deposits in the event. The isolation criterion is based on the scalar p_T sum I_τ of charged and neutral PF candidates within a cone of radius $\sqrt{(\Delta\eta)^2 + (\Delta\phi)^2} = 0.5$ around the τ_h direction, excluding the τ_h candidate. The isolation criterion is $I_\tau < 1.5$ GeV [70].

The energies and resolutions as well as the selection efficiencies for all reconstructed jets and leptons are studied in data and simulated events [62,63,66,68,70]. Based on these studies, the simulation is corrected to match the data.

5 Event selection and categorization

In the online trigger system, events with an isolated muon (or electron) with $p_T > 24$ (27) GeV and $|\eta| < 2.4$ (2.1) are selected in the muon (electron) channel. We select events offline containing exactly one isolated muon (or electron) with $p_T > 30$ GeV and $|\eta| < 2.4$ (2.1). For the electron channel, a veto is applied to events with a muon to avoid overlap between the two channels. At least one τ_h lepton with $p_T > 20$ GeV and $|\eta| < 2.1$ and at least two jets with $p_T > 50$ GeV and $|\eta| < 2.4$ are required. Events are selected if a third jet with $p_T > 30$ GeV and $|\eta| < 2.4$ is present, and any additional jets are only considered if they have $p_T > 30$ GeV. The magnitude of the missing transverse momentum, p_T^{miss} , is required to be above 50 GeV. Further, the events are divided into two categories corresponding to the number of observed LQ candidates, allowing the sensitivity to be enhanced over a broad range of LQ masses. The event selection was chosen to maximize the expected significance of a possible LQ signal. A summary of the selection criteria for both categories is given in Table 1 and described below.

Table 1 Summary of selection criteria in event categories A ($\ell\tau_h + \text{jets}$) and B ($\ell\tau_h\tau_h + \text{jets}$), where $\ell = \mu, e$. In category A, the two subcategories, OS and SS, are defined by the charge of the $\ell\tau_h$ pair. The fit variable used in each category is also shown

	Category A		Category B
	OS $\ell\tau_h + \text{jets}$	SS $\ell\tau_h + \text{jets}$	OS $\ell\tau_h\tau_h + \text{jets}$
Jet selection	≥ 4 jets	≥ 3 jets	≥ 3 jets
p_T^{miss} selection	$p_T^{\text{miss}} > 100$ GeV	$p_T^{\text{miss}} > 50$ GeV	$p_T^{\text{miss}} > 50$ GeV
τ_h selection	$p_T > 100$ GeV		$p_T^{\tau_1} > 65$ GeV, $p_T^{\tau_2} > 35$ GeV
b tagging	≥ 1 b tag		—
S_T selection	—		$S_T > 350$ GeV
Fit variable	p_T^{τ} in two S_T bins		number of events

5.1 Category A: $\ell\tau_h + \text{jets}$

In this category, exactly one τ_h lepton is required in addition to the presence of one electron or muon. High p_T requirements are applied to maximize the sensitivity at high LQ masses. The leading jet is required to have $p_T > 150$ GeV. In addition we define two subcategories based on the electric charges of the particles in the $\ell\tau_h$ pair: opposite-sign (OS) and same-sign (SS). Events passing the OS $\ell\tau_h$ pair requirement must contain at least four jets and have $p_T^{\text{miss}} > 100$ GeV. For both subcategories, we require that the leading tau lepton has $p_T > 100$ GeV and that there is at least one b-tagged jet. Finally the events are divided into two regions of S_T , where S_T is the scalar p_T sum of all selected jets, leptons, and p_T^{miss} . In the low (high)- S_T search regions, events must satisfy $S_T < 1200$ (≥ 1200) GeV. This division adds sensitivity for LQ₃ masses of 600 GeV and higher.

The top quarks originating from the decay of a heavy LQ₃ are expected to be produced with larger p_T than the top quarks produced in background processes. Therefore, the transverse momentum distribution of the top quark candidate decaying into hadronic jets (p_T^{τ}) gives discrimination power between background and signal events, and a measurement of the p_T^{τ} spectrum is performed in category A.

A kinematic reconstruction of the top quark candidate is performed by building top quark hypotheses using between one and five jets. Because of the presence of multiple hypotheses in each event, we choose the hypothesis in which the reconstructed top quark mass is closest to the value of 172.5 GeV.

The statistical evaluation in this category is performed through a template-based fit to the measured p_T^{τ} distribution.

5.2 Category B: $\ell\tau_h\tau_h + \text{jets}$

In this category events are required to have at least two τ_h leptons and one electron or muon. This requirement of two τ_h leptons removes a large fraction of the SM background processes. The exception to this exclusion of SM backgrounds are diboson production events that contain one or more τ_h

leptons, but the cross sections for these processes are small. The selection criteria in this category are adapted to provide good sensitivity for low LQ masses.

Each event is required to contain an OS $\tau_h\tau_h$ pair. If the event contains more than one $\tau_h\tau_h$ pair, the OS pair with the largest scalar p_T sum is selected. Moreover, the leading and subleading τ_h must satisfy $p_T > 65$ and 35 GeV, respectively.

In this category a counting experiment is performed, as the number of expected background events is too small for results to benefit from a shape-based analysis.

6 Background estimation

The background in this analysis consists of samples of events that are selected because of jets misidentified as τ_h leptons and events with one electron or muon together with one or more τ_h leptons.

In the following, events from $t\bar{t}$ and $W + \text{jets}$ production that contain at least one misidentified τ_h lepton are obtained from control regions (CRs) separately defined for the two search regions (SRs) A and B. We consider the following contributions: the $t\bar{t}$ background that consists of only misidentified τ_h leptons (or exactly one misidentified τ_h lepton as in category A), denoted by $t\bar{t}_f$, the $t\bar{t}$ background that consists of (at least) one τ_h lepton and (at least) one misidentified τ_h lepton (only used in category B), denoted by $t\bar{t}_{p+f}$, and the $t\bar{t}$ background that consists of one τ_h lepton, denoted by $t\bar{t}_p$.

An extrapolation method is used to derive the background due to misidentified τ_h leptons. The normalization, and in category A also the shape, of the $t\bar{t}$ background is estimated using

$$N_{\text{SR}}^{t\bar{t}, \text{data}} = \left(N_{\text{CR}}^{\text{data}} - N_{\text{CR}}^{\text{other, MC}} \right) \frac{N_{\text{SR}}^{t\bar{t}, \text{MC}}}{N_{\text{CR}}^{t\bar{t}, \text{MC}}}, \quad (1)$$

where N is the total number of events for the respective process in the signal region or control region and where “other” denotes all non- $t\bar{t}$ background processes that are estimated from simulation. The contribution to the background from events with τ_h leptons only is estimated from simulated events.

6.1 Backgrounds in category A

In each subcategory of category A, the largest fraction of background events originates from $t\bar{t}$ production. The second largest source of background events arises from $W + \text{jets}$ production, while minor contributions come from single top quark and $Z + \text{jets}$ production.

The $t\bar{t}_f$ background and the $W + \text{jets}$ background that contain a misidentified τ_h lepton are derived from a single

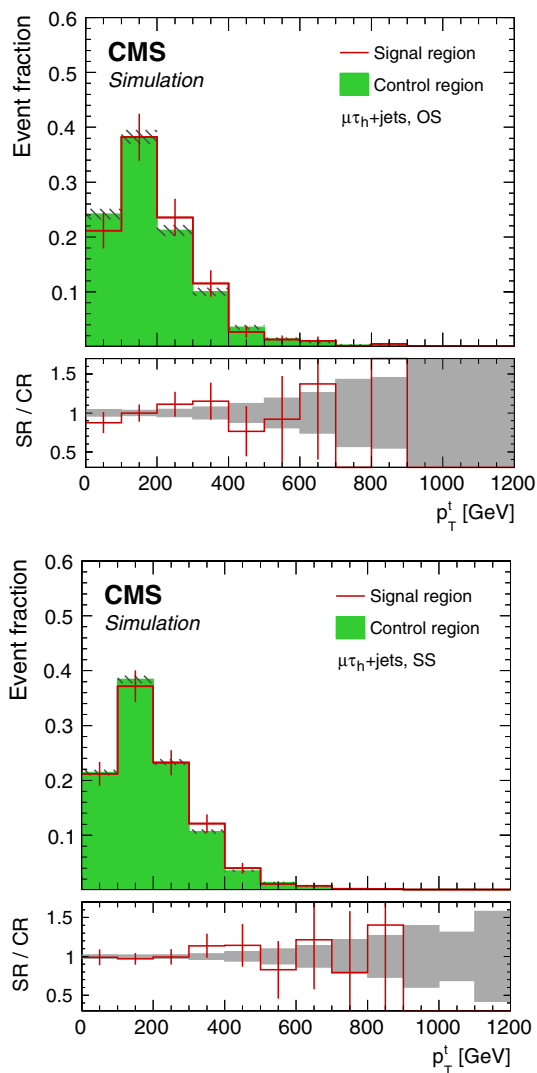


Fig. 2 Shape comparison between the category A signal region and the corresponding control region, as a function of p_T^l , for simulated $t\bar{t}$ and $W + \text{jets}$ events. Events with an opposite-sign $\mu\tau_h$ pair are shown in the upper panel, while those with a same-sign $\mu\tau_h$ pair are shown in the lower panel. The full selection is applied and the S_T categories are combined. All histograms are normalized to the total number of entries. Uncertainties of the signal region and control region are indicated by red error bars and gray hatched areas, respectively. The gray band in the ratio plot corresponds to the statistical uncertainty in the simulated samples

control region (CR_A), which is defined through the same selection requirements as for the SR, but with an inverted isolation requirement for the τ_h lepton.

The shape of the p_T^l distribution is compared between the CR_A and SR in simulated $t\bar{t}$ and $W + \text{jets}$ events. Since the inversion of the τ_h isolation criterion introduces kinematic differences between the SRs and CRs, the jet multiplicity and p_T^l are corrected in order to reproduce the shape of the $t\bar{t}$ and $W + \text{jets}$ backgrounds in the SRs [71], as shown in Fig. 2.

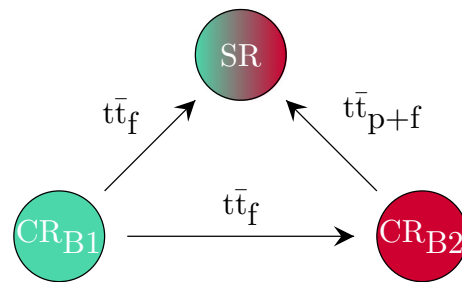


Fig. 3 Strategy for the background estimation in category B. The $t\bar{t}_f$ background in the signal region is derived from the control region CR_{B1} . The $t\bar{t}_{p+f}$ background in the signal region is derived from the control region CR_{B2} . To obtain an estimate of the $t\bar{t}_f$ background in the control region CR_{B2} , the control region CR_{B1} is used

Once the kinematic distributions in the CR_A are corrected, we use Eq. (1) to extrapolate the $t\bar{t}$ and $W + \text{jets}$ background yields to the SR. In this equation, we replace N^{tt} with $N^{tt, W+jets}$ for category A.

6.2 Backgrounds in category B

In category B, the dominant background also originates from $t\bar{t}$ production. As the fraction of misidentified electrons and muons was found to be negligible in this analysis, at least one of the two τ_h leptons is mimicked by a jet. Thus, background events from $t\bar{t}$ production consist either of only misidentified τ_h leptons or one τ_h lepton and one misidentified τ_h lepton, plus an electron or a muon. A separate CR is defined for each component. The strategy for determining this background in category B is shown in Fig. 3.

The first control region (CR_{B1}) is defined by inverting the isolation criterion for all τ_h leptons with respect to the isolation criterion applied in the SR. The region CR_{B1} is used to extrapolate the $t\bar{t}_f$ background to the SR. In contrast to the SR, the charge criterion on the τ_h lepton is removed and the leading τ_h lepton must have $p_T < 100$ GeV to avoid overlap between the control region CR_{B1} and control region CR_A . The $t\bar{t}_f$ background normalization is then derived as in Eq. (1).

A second control region (CR_{B2}) to estimate the $t\bar{t}_{p+f}$ background is defined, in which at least one isolated and at least one nonisolated τ_h lepton are required. In contrast to the SR, the charge criterion on the τ_h lepton is removed and the leading τ_h lepton must have $p_T < 45$ GeV. The event must have an opposite-sign $\ell\tau_h$ pair. For this requirement, the pair with the largest summed p_T is chosen. In addition, the events must satisfy $M_T(\ell, p_T^{\text{miss}}) > 100$ GeV, where $M_T(\ell, p_T^{\text{miss}})$ is the transverse mass of the lepton- \vec{p}_T^{miss} system and defined as

$$M_T(\ell, p_T^{\text{miss}}) = \sqrt{2p_T^\ell p_T^{\text{miss}} (1 - \cos[\Delta\phi(\vec{p}_T^\ell, \vec{p}_T^{\text{miss}})])}$$

The largest non- $t\bar{t}_{p+f}$ fraction in control region CR_{B2} arises from the $t\bar{t}_f$ events. The estimate of this background is derived

from the control region CR_{B1} and extrapolated to the control region CR_{B2} by using the extrapolation method as in Eq. (1). Once the $t\bar{t}_f$ background is estimated from CR_{B1} , it is subtracted from CR_{B2} . The $t\bar{t}_{p+f}$ background is extrapolated to the SR by using the extrapolation method as in Eq. (1).

7 Systematic uncertainties

Systematic uncertainties can affect both the overall normalization of background components, and the shapes of the p_T^t distributions for signal and background processes. Uncertainties in the MC simulation are applied to all simulated events used in the signal and in the various control regions. For each systematic uncertainty, the background estimation procedure described in Sect. 6 is repeated to study the impact of the respective systematic variation on the final result of the analysis. In the following, the systematic uncertainties applied to the analysis are summarized.

- The uncertainty in the integrated luminosity measurement recorded with the CMS detector in the 2016 run at $\sqrt{s} = 13$ TeV is 2.5% [42].
- The following uncertainties in the normalization of the background processes are included:
 - 5.6% in the $t\bar{t}$ production cross sect. [72] for $t\bar{t}$ events that include τ leptons,
 - 10% for single top quark [73–75], W+jets, and Z+jets production [76],
 - 20% for diboson production [77–79].
- The estimation of pileup effects is based on the total inelastic cross section. This cross section is determined to be 69.2 mb. The uncertainty is taken into account by varying the total inelastic cross section by 5% [80].
- Simulated events are corrected for lepton identification, trigger, and isolation efficiencies. The corresponding scale factors are applied as functions of $|\eta|$ and p_T . The systematic uncertainties due to these corrections are taken into account by varying each scale factor within its uncertainty.
- The scale factors for the jet energy scale and the jet energy resolution are determined as functions of $|\eta|$ and p_T [66]. The effect of the uncertainties in these scale factors are considered by varying the scale factors within their uncertainties. These variations are propagated to the measurement of the p_T^{miss} .
- Scale factors for the b tagging efficiencies are applied. These scale factors are measured as a function of the jet p_T [68]. The corresponding uncertainty is taken into account by varying the scale factors within their uncertainties.

- Various uncertainties in the τ lepton reconstruction are considered. An uncertainty of 5% in the τ lepton identification is applied, with an additional uncertainty of 0.2 $p_T/(1 \text{ TeV})$. An uncertainty of 3% in the τ lepton energy scale is taken into account, and an uncertainty in the charge misidentification rate of 2% is applied [70].
- Parton distribution functions from the NNPDF 3.0 set are used to generate simulated events for both background and signal samples. The uncertainties in the PDFs are determined according to the procedure described in Ref. [81]. The associated PDF uncertainties in the signal acceptance are estimated following the prescription for the LHC [81].
- We consider uncertainties in the renormalization (μ_R) and factorization (μ_F) scales by varying the respective scales, both simultaneously and independently, by factors between 0.5 and 2.
- We apply an uncertainty in the background estimation method by varying the extrapolation factors for background processes without τ leptons within their uncertainties. An additional uncertainty due to the correction factors used to reweight events in control region CR_A is applied.

The systematic uncertainties with the largest effects on the most important background processes and on the signal are summarized in Table 2. The most important background processes are the $t\bar{t}_f$, $t\bar{t}_f$ and W + jets, and $t\bar{t}_{p+f}$ backgrounds derived from data, and the $t\bar{t}_p$ background taken from simulation. Also shown is the systematic uncertainty associated with the signal produced by an LQ₃ whose mass is 700 GeV. The impact of the different sources of uncertainty varies for different processes. The uncertainty due to the variation in the scales μ_R and μ_F has a large impact on the $t\bar{t}_p$ background, and is derived from simulation. The uncertainty in the τ lepton identification has the largest effect on the signal sample. For the backgrounds derived from several CRs, the uncertainty in the extrapolation factor has the largest impact.

8 Results

The results of all search categories in the electron and muon channels are combined in a binned-likelihood fit. A statistical template-based analysis, using the measured p_T^t distributions in category A and a counting experiment with the events measured in category B, is performed by using the THETA software package [82]. Each systematic uncertainty discussed in Sect. 7 is accounted for by a nuisance parameter in the likelihood formation.

The post-fit p_T^t distributions in the electron and muon channels in category A are shown in Figs. 4 and 5, respec-

Table 2 Summary of largest systematic uncertainties for the $t\bar{t}_f$ (and $W + \text{jets}$) and $t\bar{t}_{p+f}$ backgrounds derived from data, for the $t\bar{t}_p$ background obtained from simulation and for a leptoquark signal with a mass

of 700 GeV. Shown are the ranges of uncertainties, which are dependent on the search regions and the lepton channel type

Uncertainty	Category A			Category B		
	$t\bar{t}_p$	$t\bar{t}_f + W + \text{jets}$	LQ ₃	$t\bar{t}_f$	$t\bar{t}_{p+f}$	LQ ₃
Scales (μ_F, μ_R) (%)	26–42	1–7	–	5–7	2–6	–
τ ID (%)	8–9	0–1	9–11	0	5–6	18–20
Bkg. estimate (%)	–	6–18	–	26–30	30–38	–

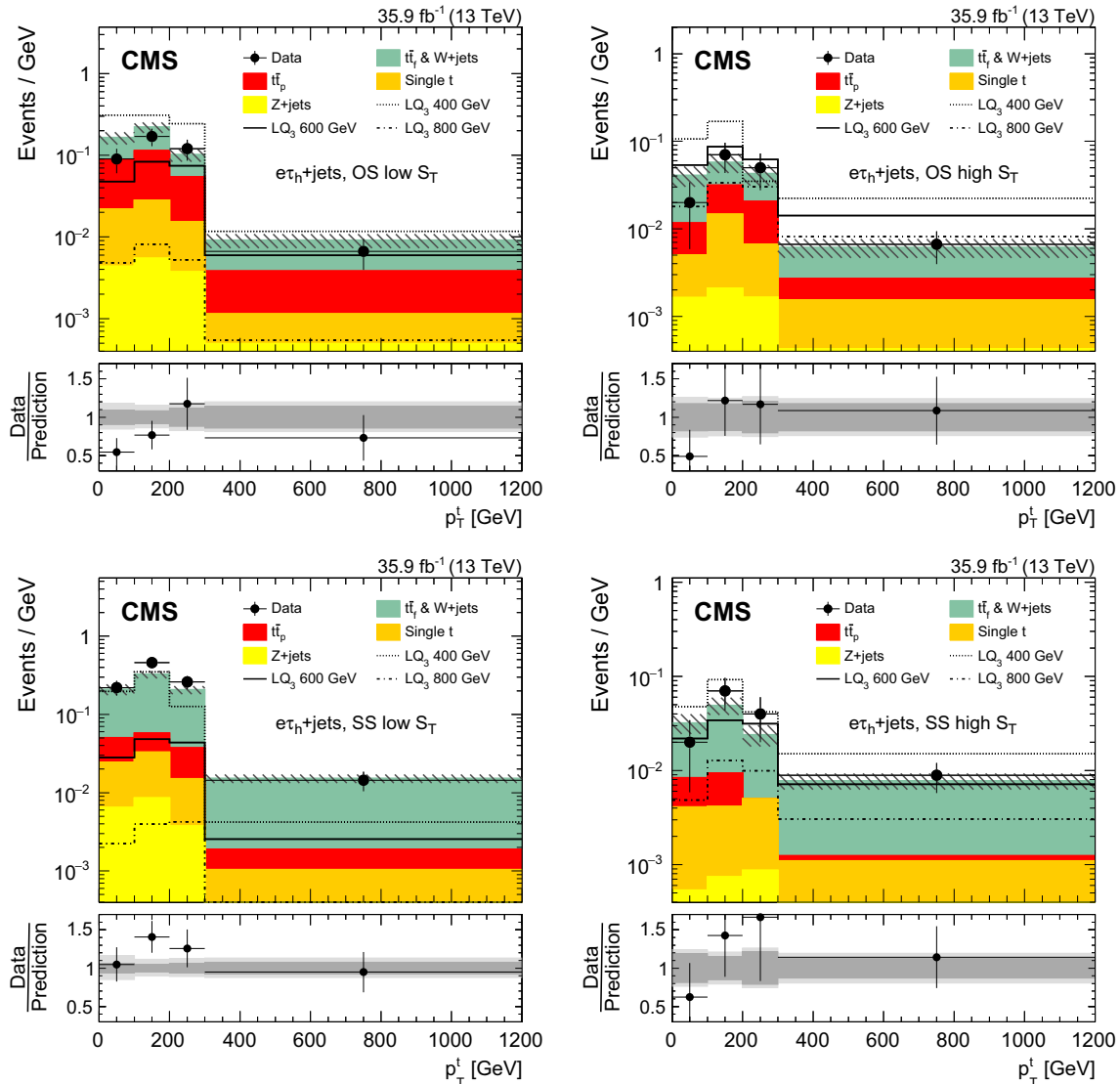


Fig. 4 Distributions of p_T^l for events in the electron channel passing the full selection in category A. The events are separated into OS (upper), SS (lower), low S_T (left) and high S_T (right) categories. The hatched areas represent the total uncertainties of the SM background. In the bot-

tom panel, the ratio of data to SM background is shown together with statistical (dark gray) and total (light gray) uncertainties of the total SM background

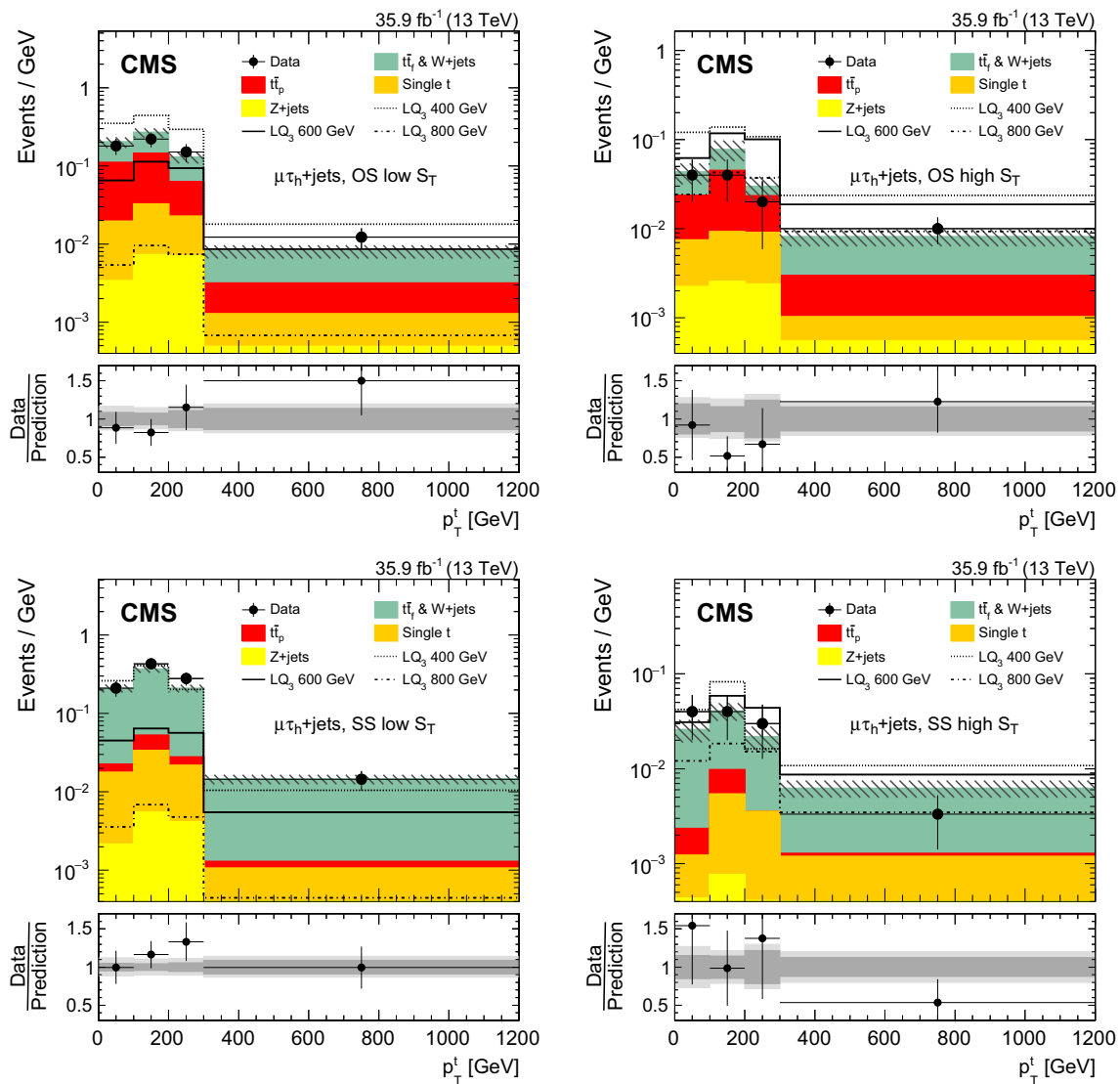


Fig. 5 Distributions of p_T^l for events in the muon channel passing the full selection in category A. The events are separated into OS (upper), SS (lower), low S_T (left) and high S_T (right) categories. The hatched areas represent the total uncertainties of the SM background. In the bot-

tom panel, the ratio of data to SM background is shown together with statistical (dark gray) and total (light gray) uncertainties of the total SM background

tively. Contributions from $t\bar{t}$ and $W + \text{jets}$ production with a misidentified τ_h lepton are derived from control region CR_A , whereas SM backgrounds with a τ_h lepton and other small backgrounds are taken from simulation.

In Table 3, the total number of events from background processes and signal processes in category B is summarized. No significant deviation from the SM prediction is observed in the data in either category A or category B.

A Bayesian statistical method [82, 83] is used to derive 95% confidence level (CL) upper limits on the product of the cross section and the branching fraction squared for LQ_3 pair production. Pseudo-experiments are performed to extract expected limits under a background-only hypothe-

sis. For the signal cross section parameter, we use a uniform prior distribution. For the nuisance parameters, log-normal prior distributions are used. These are randomly varied within their ranges of validity to estimate the 68 and 95% CL expected limits. Correlations between the systematic uncertainties across all channels are taken into account. The statistical uncertainties of simulated samples are treated as an additional Poisson nuisance parameter in each bin of the p_T^l distribution.

The 95% CL upper limits on the product of the cross section and the branching fraction squared B^2 as a function of LQ_3 mass and the 95% CL upper limits on the LQ_3 mass as a function of B are shown in Fig. 6 (top). The cross section for

Table 3 Final event yield in category B in the muon and electron channels for different leptoquark mass hypotheses, the background processes, and data. The total uncertainties for the signal and the background processes are shown

Process	$e\tau_h\tau_h + \text{jets}$	$\mu\tau_h\tau_h + \text{jets}$
LQ ₃ (300 GeV)	97 ⁺²⁵ ₋₂₄	167 ⁺³⁶ ₋₃₇
LQ ₃ (400 GeV)	73 ⁺¹⁴ ₋₁₃	98 ⁺¹⁹ ₋₁₇
LQ ₃ (500 GeV)	34.1 ^{+6.6} _{-6.2}	44.9 ^{+8.5} _{-7.9}
LQ ₃ (600 GeV)	14.1 ^{+2.8} _{-2.7}	21.1 ^{+4.1} _{-3.8}
LQ ₃ (700 GeV)	7.3 ^{+1.5} _{-1.4}	7.1 ^{+1.5} _{-1.4}
LQ ₃ (800 GeV)	3.2 ^{+0.7} _{-0.7}	4.4 ^{+1.0} _{-0.9}
LQ ₃ (900 GeV)	1.5 ^{+0.4} _{-0.3}	1.9 ^{+0.4} _{-0.4}
LQ ₃ (1000 GeV)	0.8 ^{+0.2} _{-0.2}	0.9 ^{+0.2} _{-0.2}
$t\bar{t}_f$	2.5 ^{+0.8} _{-1.2}	3.2 ^{+1.5} _{-1.2}
$t\bar{t}_{p+f}$	1.5 ^{+0.8} _{-0.8}	2.0 ^{+0.8} _{-0.9}
Single t	0.3 ^{+0.3} _{-0.3}	0.0 ^{+0.2} _{-0.0}
W+jets	0.5 ^{+1.2} _{-0.5}	0.4 ^{+0.7} _{-0.4}
Z+jets	1.4 ^{+0.5} _{-0.5}	1.0 ^{+0.4} _{-0.4}
Diboson	1.6 ^{+1.7} _{-1.6}	1.7 ^{+1.8} _{-1.7}
Total background	7.9 ^{+2.4} _{-2.5}	8.4 ^{+2.6} _{-2.3}
Data	9	11

pair production of scalar LQs at NLO accuracy [24] is shown as the dashed line. The dotted lines indicate the uncertainty due to the PDFs and to variations of the renormalization and factorization scales by factors of 0.5 and 2.

Production cross sections of 0.6 pb for LQ₃ masses of 300 GeV and of about 0.01 pb for masses up to 1.5 TeV are excluded at 95% CL under the assumption of $\mathcal{B} = 1$ for LQ₃ decays to a top quark and τ lepton. Comparing these limits with the NLO cross sections, LQ₃ masses up to 900 GeV (930 GeV expected) can be excluded.

Exclusion limits with varying branching fractions \mathcal{B} are presented in Fig. 6 (bottom), where limits on the complementary LQ₃ $\rightarrow b\nu$ ($\mathcal{B} = 0$) decay channel are also included. The results for $\mathcal{B} = 0$ are obtained from a search for pair-produced bottom squarks [38] with subsequent decays into b quark and neutralino pairs, in the limit of vanishing neutralino masses. Scalar LQ₃s can be excluded for masses below 1150 GeV for $\mathcal{B} = 0$ and for masses below 700 GeV over the full \mathcal{B} range. For the assumptions of a LQ with symmetric couplings under the SM gauge symmetry and with decays to only $b\nu$ and $\tau\tau$, \mathcal{B} can only take values of 1 or 0.5. When these assumptions are lifted, \mathcal{B} can take all possible values between 0 and 1. Note that if upper limits on \mathcal{B} are to be used to constrain the lepton-quark-LQ₃ Yukawa couplings, $\lambda_{b\nu}$ and $\lambda_{\tau\tau}$, kinematic suppression factors that

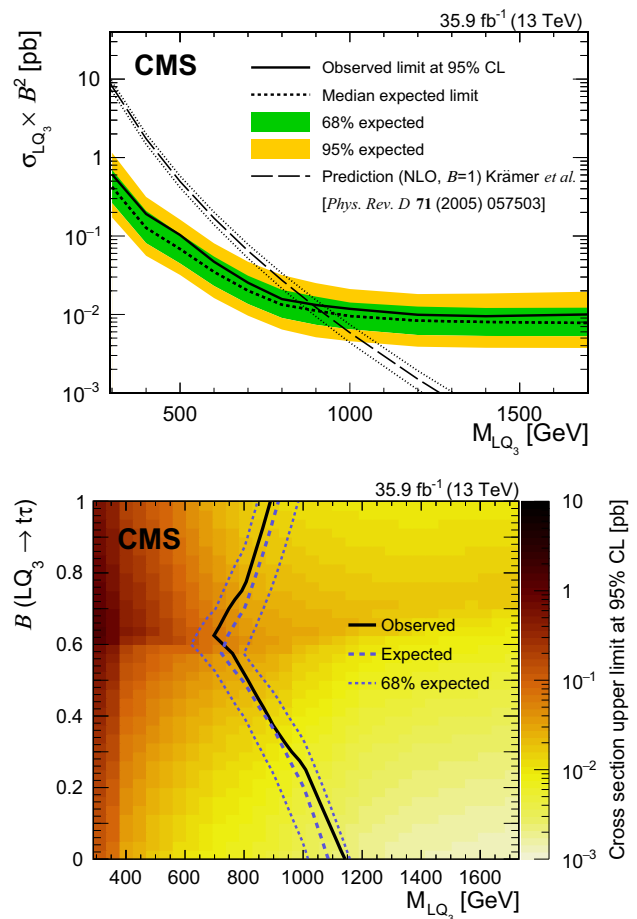


Fig. 6 Upper limits at 95% confidence level on the product of the cross section and the branching fraction squared (upper), and on the leptoquark mass as a function of the branching fraction (lower), for the pair production of scalar LQs decaying to a top quark and a τ lepton. In the top plot, the theoretical curve corresponds to the NLO cross section with uncertainties from PDF and scale variations [24], shown by the dotted lines. The bottom plot additionally includes results from a search for pair-produced bottom squarks [38]

favor $b\nu$ decay over the $\tau\tau$ decay have to be considered as well [26,27].

The results presented here can be directly reinterpreted in the context of pair produced down-type squarks decaying into top quark and τ lepton pairs. Such squarks appear in RPV SUSY scenarios and correspond to LQs with $\mathcal{B} = 0.5$. These squarks are excluded up to a mass of 810 GeV, and the decay mode is dominated by the RPV coupling λ'_{333} [84].

9 Summary

A search has been conducted for pair production of third-generation scalar leptoquarks (LQ₃s) decaying into a top quark and a τ lepton. Proton–proton collision data recorded in 2016 at a center-of-mass energy of 13 TeV, corresponding

to an integrated luminosity of 35.9 fb^{-1} , has been analyzed. The search has been carried out in the $\ell\tau_h$ +jets and $\ell\tau_h\tau_h$ +jets channels, where ℓ is either an electron or muon and τ_h indicates a tau lepton decaying to hadrons. Standard model backgrounds due to misidentified τ_h leptons are derived from control regions. The measured transverse momentum distributions for the reconstructed top quark candidate are analyzed in four search regions in the $\ell\tau_h$ +jets channel. The observed number of events are found to be in agreement with the background predictions.

Upper limits on the production cross section of LQ_3 pairs are set between 0.6 and 0.01 pb at 95% confidence level for LQ_3 masses between 300 and 1700 GeV, assuming a branching fraction of $\mathcal{B} = 1$. The scalar LQ_3 s are excluded with masses below 900 GeV, for $\mathcal{B} = 1$. This result represents the most stringent limits to date on LQ_3 s coupled to τ leptons and top quarks and constrains models explaining flavor anomalies in the b quark sector through contributions from scalar LQ_3 s.

Acknowledgements We congratulate our colleagues in the CERN accelerator departments for the excellent performance of the LHC and thank the technical and administrative staffs at CERN and at other CMS institutes for their contributions to the success of the CMS effort. In addition, we gratefully acknowledge the computing centers and personnel of the Worldwide LHC Computing Grid for delivering so effectively the computing infrastructure essential to our analyses. Finally, we acknowledge the enduring support for the construction and operation of the LHC and the CMS detector provided by the following funding agencies: BMWF and FWF (Austria); FNRS and FWO (Belgium); CNPq, CAPES, FAPERJ, and FAPESP (Brazil); MES (Bulgaria); CERN; CAS, MoST, and NSFC (China); COLCIENCIAS (Colombia); MSES and CSF (Croatia); RPF (Cyprus); SENESCYT (Ecuador); MoER, ERC IUT, and ERDF (Estonia); Academy of Finland, MEC, and HIP (Finland); CEA and CNRS/IN2P3 (France); BMBF, DFG, and HGF (Germany); GSRT (Greece); NKFI (Hungary); DAE and DST (India); IPM (Iran); SFI (Ireland); INFN (Italy); MSIP and NRF (Republic of Korea); LAS (Lithuania); MOE and UM (Malaysia); BUAP, CINVESTAV, CONACYT, LNS, SEP, and UASLP-FAI (Mexico); MBIE (New Zealand); PAEC (Pakistan); MSHE and NSC (Poland); FCT (Portugal); JINR (Dubna); MON, RosAtom, RAS, RFBR and RAEP (Russia); MESTD (Serbia); SEIDI, CPAN, PCTI and FEDER (Spain); Swiss Funding Agencies (Switzerland); MST (Taipei); ThEPCenter, IPST, STAR, and NSTDA (Thailand); TUBITAK and TAEK (Turkey); NASU and SFRF (Ukraine); STFC (United Kingdom); DOE and NSF (USA). Individuals have received support from the Marie-Curie program and the European Research Council and Horizon 2020 Grant, contract No. 675440 (European Union); the Leventis Foundation; the A. P. Sloan Foundation; the Alexander von Humboldt Foundation; the Belgian Federal Science Policy Office; the Fonds pour la Formation à la Recherche dans l'Industrie et dans l'Agriculture (FRIA-Belgium); the Agentschap voor Innovatie door Wetenschap en Technologie (IWT-Belgium); the F.R.S.-FNRS and FWO (Belgium) under the "Excellence of Science - EOS" - be.h project n. 30820817; the Ministry of Education, Youth and Sports (MEYS) of the Czech Republic; the Lendület ("Momentum") Program and the János Bolyai Research Scholarship of the Hungarian Academy of Sciences, the New National Excellence Program ÚNKP, the NKFI research grants 123842, 123959, 124845, 124850 and 125105 (Hungary); the Council of Science and Industrial Research, India; the HOMING PLUS program of the Founda-

tion for Polish Science, cofinanced from European Union, Regional Development Fund, the Mobility Plus program of the Ministry of Science and Higher Education, the National Science Center (Poland), contracts Harmonia 2014/14/M/ST2/00428, Opus 2014/13/B/ST2/02543, 2014/15/B/ST2/03998, and 2015/19/B/ST2/02861, Sonata-bis 2012/07/E/ST2/01406; the National Priorities Research Program by Qatar National Research Fund; the Programa Estatal de Fomento de la Investigación Científica y Técnica de Excelencia María de Maeztu, grant MDM-2015-0509 and the Programa Severo Ochoa del Principado de Asturias; the Thalís and Aristeia programs cofinanced by EU-ESF and the Greek NSRF; the Rachadapisek Sompot Fund for Postdoctoral Fellowship, Chulalongkorn University and the Chulalongkorn Academic into Its 2nd Century Project Advancement Project (Thailand); the Welch Foundation, contract C-1845; and the Weston Havens Foundation (USA).

Open Access This article is distributed under the terms of the Creative Commons Attribution 4.0 International License (<http://creativecommons.org/licenses/by/4.0/>), which permits unrestricted use, distribution, and reproduction in any medium, provided you give appropriate credit to the original author(s) and the source, provide a link to the Creative Commons license, and indicate if changes were made. Funded by SCOAP³.

References

1. W. Buchmüller, R. Rückl, D. Wyler, Leptoquarks in lepton-quark collisions. *Phys. Lett. B* **191**, 442 (1987). [https://doi.org/10.1016/0370-2693\(87\)90637-X](https://doi.org/10.1016/0370-2693(87)90637-X) (Erratum: **10.1016/S0370-2693(99)00014-3**)
2. J.C. Pati, A. Salam, Lepton number as the fourth color. *Phys. Rev. D* **10**, 275 (1974). <https://doi.org/10.1103/PhysRevD.10.275> (Erratum: **10.1103/PhysRevD.11.703.2**)
3. H. Georgi, S.L. Glashow, Unity of all elementary particle forces. *Phys. Rev. Lett.* **32**, 438 (1974). <https://doi.org/10.1103/PhysRevLett.32.438>
4. H. Fritzsch, P. Minkowski, Unified interactions of leptons and hadrons. *Ann. Phys.* **93**, 193 (1975). [https://doi.org/10.1016/0003-4916\(75\)90211-0](https://doi.org/10.1016/0003-4916(75)90211-0)
5. E. Farhi, L. Susskind, Technicolor. *Phys. Rept.* **74**, 277 (1981). [https://doi.org/10.1016/0370-1573\(81\)90173-3](https://doi.org/10.1016/0370-1573(81)90173-3)
6. K.D. Lane, M.V. Ramana, Walking technicolor signatures at hadron colliders. *Phys. Rev. D* **44**, 2678 (1991). <https://doi.org/10.1103/PhysRevD.44.2678>
7. B. Schrempp, F. Schrempp, Light leptoquarks. *Phys. Lett. B* **153**, 101 (1985). [https://doi.org/10.1016/0370-2693\(85\)91450-9](https://doi.org/10.1016/0370-2693(85)91450-9)
8. B. Gripaios, Composite leptoquarks at the LHC. *JHEP* **02**, 045 (2010). [https://doi.org/10.1007/JHEP02\(2010\)045](https://doi.org/10.1007/JHEP02(2010)045). [arXiv:0910.1789](https://arxiv.org/abs/0910.1789)
9. G.R. Farrar, P. Fayet, Phenomenology of the production, decay, and detection of new hadronic states associated with supersymmetry. *Phys. Lett. B* **76**, 575 (1978). [https://doi.org/10.1016/0370-2693\(78\)90858-4](https://doi.org/10.1016/0370-2693(78)90858-4)
10. R. Barbier et al., R-parity violating supersymmetry. *Phys. Rept.* **420**, 1 (2005). <https://doi.org/10.1016/j.physrep.2005.08.006>. [arXiv:hep-ph/0406039](https://arxiv.org/abs/hep-ph/0406039)
11. BaBar Collaboration, Evidence for an excess of $\bar{B} \rightarrow D^{(*)}\tau^{-}\bar{\nu}_{\tau}$ decays. *Phys. Rev. Lett.* **109** 101802 (2012). <https://doi.org/10.1103/PhysRevLett.109.101802>. [arXiv:1205.5442](https://arxiv.org/abs/1205.5442)
12. BaBar Collaboration, Measurement of an excess of $\bar{B} \rightarrow D^{(*)}\tau^{-}\bar{\nu}_{\tau}$ decays and implications for charged Higgs bosons. *Phys. Rev. D* **88**, 072012 (2013). <https://doi.org/10.1103/PhysRevD.88.072012>. [arXiv:1303.0571](https://arxiv.org/abs/1303.0571)

13. Belle Collaboration, Observation of $B^0 \rightarrow D^{*0} \tau^+ \nu_\tau$ decay at Belle. Phys. Rev. Lett. **99**, 191807 (2007). <https://doi.org/10.1103/PhysRevLett.99.191807>. arXiv:0706.4429
14. Belle Collaboration, Observation of $B^+ \rightarrow \bar{D}^{*0} \tau^+ \nu_\tau$ and evidence for $B^+ \rightarrow \bar{D}^0 \tau^+ \nu_\tau$ at Belle. Phys. Rev. D **82**, 072005 (2010). <https://doi.org/10.1103/PhysRevD.82.072005>. arXiv:1005.2302
15. Belle Collaboration, Measurement of the branching ratio of $\bar{B} \rightarrow D^{(*)} \tau^- \bar{\nu}_\tau$ relative to $\bar{B} \rightarrow D^{(*)} \ell^- \bar{\nu}_\ell$ decays with hadronic tagging at Belle. Phys. Rev. D **92**, 072014 (2015). <https://doi.org/10.1103/PhysRevD.92.072014>. arXiv:1507.03233
16. LHCb Collaboration, Measurement of the ratio of branching fractions $\mathcal{B}(\bar{B}^0 \rightarrow D^{*+} \tau^- \bar{\nu}_\tau) / \mathcal{B}(\bar{B}^0 \rightarrow D^{*+} \mu^- \bar{\nu}_\mu)$. Phys. Rev. Lett. **115**, 111803 (2015). <https://doi.org/10.1103/PhysRevLett.115.159901>. arXiv:1506.08614 (Erratum: **10.1103/PhysRevLett.115.111803**)
17. B. Dumont, K. Nishiwaki, R. Watanabe, LHC constraints and prospects for S_1 scalar leptoquark explaining the $\bar{B} \rightarrow D^{(*)} \tau \bar{\nu}$ anomaly. Phys. Rev. D **94**, 034001 (2016). <https://doi.org/10.1103/PhysRevD.94.034001>. arXiv:1603.05248
18. M. Tanaka, R. Watanabe, New physics in the weak interaction of $\bar{B} \rightarrow D^{(*)} \tau \bar{\nu}$. Phys. Rev. D **87**, 034028 (2013). <https://doi.org/10.1103/PhysRevD.87.034028>. arXiv:1212.1878
19. Y. Sakaki, M. Tanaka, A. Tayduganov, R. Watanabe, Testing leptoquark models in $\bar{B} \rightarrow D^{(*)} \tau \bar{\nu}$. Phys. Rev. D **88**, 094012 (2013). <https://doi.org/10.1103/PhysRevD.88.094012>. arXiv:1309.0301
20. I. Doršner, S. Fajfer, N. Košnik, I. Nišandžić, Minimally flavored colored scalar in $\bar{B} \rightarrow D^{(*)} \tau \bar{\nu}$ and the mass matrices constraints. JHEP **11**, 084 (2013). [https://doi.org/10.1007/JHEP11\(2013\)084](https://doi.org/10.1007/JHEP11(2013)084). arXiv:1306.6493
21. B. Gripaios, M. Nardecchia, S.A. Renner, Composite leptoquarks and anomalies in B -meson decays. JHEP **05**, 006 (2015). [https://doi.org/10.1007/JHEP05\(2015\)006](https://doi.org/10.1007/JHEP05(2015)006). arXiv:1412.1791
22. S. Chakdar, T. Li, S. Nandi, S.K. Rai, Unity of elementary particles and forces for the third family. Phys. Lett. B **718**, 121 (2012). <https://doi.org/10.1016/j.physletb.2012.10.021>. arXiv:1206.0409
23. S. Chakdar, T. Li, S. Nandi, S.K. Rai, Top SU(5) models: Baryon and lepton number violating resonances at the LHC. Phys. Rev. D **87**, 096002 (2013). <https://doi.org/10.1103/PhysRevD.87.096002>. arXiv:1302.6942
24. M. Krämer, T. Plehn, M. Spira, P.M. Zerwas, Pair production of scalar leptoquarks at the CERN LHC. Phys. Rev. D **71**, 057503 (2005). <https://doi.org/10.1103/PhysRevD.71.057503>. arXiv:hep-ph/0411038
25. CMS Collaboration, Search for third-generation scalar leptoquarks in the $\tau\tau$ channel in proton-proton collisions at $\sqrt{s} = 8$ TeV. JHEP **07**, 042 (2015). [https://doi.org/10.1007/JHEP07\(2015\)042](https://doi.org/10.1007/JHEP07(2015)042). arXiv:1503.09049 (Erratum: **10.1007/JHEP11(2016)056**)
26. D0 Collaboration, Search for third-generation leptoquarks in $p\bar{p}$ collisions at $\sqrt{s} = 1.96$ TeV. Phys. Rev. Lett. **99**, 061801 (2007). <https://doi.org/10.1103/PhysRevLett.99.061801>. arXiv:0705.0812
27. CDF Collaboration, Search for third generation vector leptoquarks in $p\bar{p}$ collisions at $\sqrt{s} = 1.96$ TeV. Phys. Rev. D **77**, 091105 (2008). <https://doi.org/10.1103/PhysRevD.77.091105>. arXiv:0706.2832
28. ATLAS Collaboration, Search for third generation scalar leptoquarks in pp collisions at $\sqrt{s} = 7$ TeV with the ATLAS detector. JHEP **06**, 033 (2013). [https://doi.org/10.1007/JHEP06\(2013\)033](https://doi.org/10.1007/JHEP06(2013)033). arXiv:1303.0526
29. CMS Collaboration, Search for third-generation leptoquarks and scalar bottom quarks in pp collisions at $\sqrt{s} = 7$ TeV. JHEP **12**, 055 (2012). [https://doi.org/10.1007/JHEP12\(2012\)055](https://doi.org/10.1007/JHEP12(2012)055). arXiv:1210.5627
30. CMS Collaboration, Search for pair production of third-generation scalar leptoquarks and top squarks in proton-proton collisions at $\sqrt{s} = 8$ TeV. Phys. Lett. B **739**, 229 (2014). <https://doi.org/10.1016/j.physletb.2014.10.063>. arXiv:1408.0806
31. CMS Collaboration, Searches for third-generation squark production in fully hadronic final states in proton-proton collisions at $\sqrt{s} = 8$ TeV. JHEP **06**, 116 (2015). [https://doi.org/10.1007/JHEP06\(2015\)116](https://doi.org/10.1007/JHEP06(2015)116). arXiv:1503.08037
32. ATLAS Collaboration, Searches for scalar leptoquarks in pp collisions at $\sqrt{s} = 8$ TeV with the ATLAS detector. Eur. Phys. J. C **76**, 5 (2016). <https://doi.org/10.1140/epjc/s10052-015-3823-9>. arXiv:1508.04735
33. ATLAS Collaboration, Summary of the searches for squarks and gluinos using $\sqrt{s} = 8$ TeV pp collisions with the ATLAS experiment at the LHC. JHEP **10**, 054 (2015). [https://doi.org/10.1007/JHEP10\(2015\)054](https://doi.org/10.1007/JHEP10(2015)054). arXiv:1507.05525
34. ATLAS Collaboration, Search for bottom squark pair production in proton-proton collisions at $\sqrt{s} = 13$ TeV with the ATLAS detector. Eur. Phys. J. C **76**, 547 (2016). <https://doi.org/10.1140/epjc/s10052-016-4382-4>. arXiv:1606.08772
35. ATLAS Collaboration, Search for supersymmetry in events with b -tagged jets and missing transverse momentum in pp collisions at $\sqrt{s} = 13$ TeV with the ATLAS detector. JHEP **11**, 195 (2017). [https://doi.org/10.1007/JHEP11\(2017\)195](https://doi.org/10.1007/JHEP11(2017)195). arXiv:1708.09266
36. CMS Collaboration, Search for heavy neutrinos or third-generation leptoquarks in final states with two hadronically decaying τ leptons and two jets in proton-proton collisions at $\sqrt{s} = 13$ TeV. JHEP **03**, 077 (2017). [https://doi.org/10.1007/JHEP03\(2017\)077](https://doi.org/10.1007/JHEP03(2017)077). arXiv:1612.01190
37. CMS Collaboration, Search for third-generation scalar leptoquarks and heavy right-handed neutrinos in final states with two tau leptons and two jets in proton-proton collisions at $\sqrt{s} = 13$ TeV. JHEP **07**, 121 (2017). [https://doi.org/10.1007/JHEP07\(2017\)121](https://doi.org/10.1007/JHEP07(2017)121). arXiv:1703.03995
38. CMS Collaboration, Search for new phenomena with the M_{T2} variable in the all-hadronic final state produced in proton-proton collisions at $\sqrt{s} = 13$ TeV. Eur. Phys. J. C **77**, 710 (2017). <https://doi.org/10.1140/epjc/s10052-017-5267-x>. arXiv:1705.04650
39. CMS Collaboration, Search for the pair production of third-generation squarks with two-body decays to a bottom or charm quark and a neutralino in proton-proton collisions at $\sqrt{s} = 13$ TeV. Phys. Lett. B **778**, 263 (2018). <https://doi.org/10.1016/j.physletb.2018.01.012>. arXiv:1707.07274
40. CMS Collaboration, The CMS experiment at the CERN LHC. JINST **3**, S08004 (2008). <https://doi.org/10.1088/1748-0221/3/08/S08004>
41. CMS Collaboration, The CMS trigger system. JINST **12**, P01020 (2017). <https://doi.org/10.1088/1748-0221/12/01/P01020>. arXiv:1609.02366
42. CMS Collaboration, CMS luminosity measurements for the 2016 data taking period. Technical Report CMS-PAS-LUM-17-001. CERN, Geneva (2017)
43. T. Sjöstrand, S. Mrenna, P.Z. Skands, A brief introduction to PYTHIA 8.1. Comput. Phys. Commun. **178**, 852 (2008). <https://doi.org/10.1016/j.cpc.2008.01.036>. arXiv:0710.3820
44. P. Nason, A new method for combining NLO QCD with shower Monte Carlo algorithms. JHEP **11**, 040 (2004). <https://doi.org/10.1088/1126-6708/2004/11/040>. arXiv:hep-ph/0409146
45. S. Frixione, P. Nason, C. Oleari, Matching NLO QCD computations with parton shower simulations: the POWHEG method. JHEP **11**, 070 (2007). <https://doi.org/10.1088/1126-6708/2007/11/070>. arXiv:0709.2092
46. S. Alioli, P. Nason, C. Oleari, E. Re, A general framework for implementing NLO calculations in shower Monte Carlo programs: the POWHEG BOX. JHEP **06**, 043 (2010). [https://doi.org/10.1007/JHEP06\(2010\)043](https://doi.org/10.1007/JHEP06(2010)043). arXiv:1002.2581
47. S. Frixione, P. Nason, G. Ridolfi, A positive-weight next-to-leading-order Monte Carlo for heavy flavour hadroproduction. JHEP **09**, 126 (2007). <https://doi.org/10.1088/1126-6708/2007/09/126>. arXiv:0707.3088

48. S. Alioli, P. Nason, C. Oleari, E. Re, NLO single-top production matched with shower in POWHEG: s - and t -channel contributions. *JHEP* **09**, 111 (2009). <https://doi.org/10.1088/1126-6708/2009/09/111>. arXiv:0907.4076 (Erratum: **10.1007/JHEP02(2010)011**)
49. E. Re, Single-top Wt -channel production matched with parton showers using the POWHEG method. *Eur. Phys. J. C* **71**, 1547 (2011). <https://doi.org/10.1140/epjc/s10052-011-1547-z>. arXiv:1009.2450
50. J. Alwall, The automated computation of tree-level and next-to-leading order differential cross sections, and their matching to parton shower simulations. *JHEP* **07**, 079 (2014). [https://doi.org/10.1007/JHEP07\(2014\)079](https://doi.org/10.1007/JHEP07(2014)079). arXiv:1405.0301
51. R. Frederix, S. Frixione, Merging meets matching in MC@NLO. *JHEP* **12**, 061 (2012). [https://doi.org/10.1007/JHEP12\(2012\)061](https://doi.org/10.1007/JHEP12(2012)061). arXiv:1209.6215
52. M.L. Mangano, M. Moretti, F. Piccinini, M. Treccani, Matching matrix elements and shower evolution for top-quark production in hadronic collisions. *JHEP* **01**, 013 (2007). <https://doi.org/10.1088/1126-6708/2007/01/013>. arXiv:hep-ph/0611129
53. CMS Collaboration, Event generator tunes obtained from underlying event and multiparton scattering measurements. *Eur. Phys. J. C* **76**, 155 (2016). <https://doi.org/10.1140/epjc/s10052-016-3988-x>. arXiv:1512.00815
54. P. Skands, S. Carrazza, J. Rojo, Tuning PYTHIA 8.1: the Monash 2013 Tune. *Eur. Phys. J. C* **74**, 3024 (2014). <https://doi.org/10.1140/epjc/s10052-014-3024-y>. arXiv:1404.5630
55. NNPDF Collaboration, Parton distributions for the LHC Run II. *JHEP* **04**, 040 (2015). [https://doi.org/10.1007/JHEP04\(2015\)040](https://doi.org/10.1007/JHEP04(2015)040). arXiv:1410.8849
56. GEANT4 Collaboration, GEANT4—a simulation toolkit. *Nucl. Instrum. Meth. A* **506**, 250 (2003). [https://doi.org/10.1016/S0168-9002\(03\)01368-8](https://doi.org/10.1016/S0168-9002(03)01368-8)
57. CMS Collaboration, Particle-flow reconstruction and global event description with the CMS detector. *JINST* **12**, P10003 (2017). <https://doi.org/10.1088/1748-0221/12/10/P10003>. arXiv:1706.04965
58. R. Frühwirth, A. Strandlie, Track fitting with ambiguities and noise: A study of elastic tracking and nonlinear filters. *Comput. Phys. Commun.* **120**, 197 (1999). [https://doi.org/10.1016/S0010-4655\(99\)00231-3](https://doi.org/10.1016/S0010-4655(99)00231-3)
59. CMS Collaboration, Description and performance of track and primary-vertex reconstruction with the CMS tracker. *JINST* **9**, P10009 (2014). <https://doi.org/10.1088/1748-0221/9/10/P10009>. arXiv:1405.6569
60. M. Cacciari, G.P. Salam, G. Soyez, The anti- k_T jet clustering algorithm. *JHEP* **04**, 063 (2008). <https://doi.org/10.1088/1126-6708/2008/04/063>. arXiv:0802.1189
61. M. Cacciari, G.P. Salam, G. Soyez, FastJet user manual. *Eur. Phys. J. C* **72**, 1896 (2012). <https://doi.org/10.1140/epjc/s10052-012-1896-2>. arXiv:1111.6097
62. CMS Collaboration, Performance of CMS muon reconstruction in pp collision events at $\sqrt{s} = 7$ TeV. *JINST* **7**, P10002 (2012). <https://doi.org/10.1088/1748-0221/7/10/P10002>. arXiv:1206.4071
63. CMS Collaboration, Performance of electron reconstruction and selection with the CMS detector in proton-proton collisions at $\sqrt{s} = 8$ TeV. *JINST* **10**, P06005 (2015). <https://doi.org/10.1088/1748-0221/10/06/P06005>. arXiv:1502.02701
64. M. Cacciari, G.P. Salam, G. Soyez, The catchment area of jets. *JHEP* **04**, 005 (2008). <https://doi.org/10.1088/1126-6708/2008/04/005>. arXiv:0802.1188
65. CMS Collaboration, Determination of jet energy calibration and transverse momentum resolution in CMS. *JINST* **6**, P11002 (2011). <https://doi.org/10.1088/1748-0221/6/11/P11002>. arXiv:1107.4277
66. CMS Collaboration, Jet energy scale and resolution in the CMS experiment in pp collisions at 8 TeV. *JINST* **12**, P02014 (2017). <https://doi.org/10.1088/1748-0221/12/02/P02014>. arXiv:1607.03663
67. CMS Collaboration, Identification of b-quark jets with the CMS experiment. *JINST* **8**, P04013 (2013). <https://doi.org/10.1088/1748-0221/8/04/P04013>. arXiv:1211.4462
68. CMS Collaboration, Identification of heavy-flavour jets with the CMS detector in pp collisions at 13 TeV. *JINST* (2017). <https://doi.org/10.1088/1748-0221/13/05/P05011>. arXiv:1712.07158
69. CMS Collaboration, Performance of tau-lepton reconstruction and identification in CMS. *JINST* **7**, P01001 (2012). <https://doi.org/10.1088/1748-0221/7/01/P01001>. arXiv:1109.6034
70. CMS Collaboration, Performance of reconstruction and identification of tau leptons in their decays to hadrons and tau neutrino in LHC Run-2. Technical Report CMS-PAS-TAU-16-002. CERN (2017)
71. M. Stöver, Search for third-generation scalar leptoquarks with the CMS experiment. Dissertation, University of Hamburg (2018). <https://doi.org/10.3204/PUBDB-2018-00997>
72. CMS Collaboration, Measurement of the $t\bar{t}$ production cross section using events in the $e\mu$ final state in pp collisions at $\sqrt{s} = 13$ TeV. *Eur. Phys. J. C* **77**, 172 (2017). <https://doi.org/10.1140/epjc/s10052-017-4718-8>. arXiv:1611.04040
73. N. Kidonakis, NNLL threshold resummation for top-pair and single-top production. *Phys. Part. Nucl.* **45**, 714 (2014). <https://doi.org/10.1134/S1063779614040091>. arXiv:1210.7813
74. CMS Collaboration, Observation of the associated production of a single top quark and a W boson in pp collisions at $\sqrt{s} = 8$ TeV. *Phys. Rev. Lett.* **112**, 231802 (2014). <https://doi.org/10.1103/PhysRevLett.112.231802>. arXiv:1401.2942
75. CMS Collaboration, Cross section measurement of t -channel single top quark production in pp collisions at $\sqrt{s} = 13$ TeV. *Phys. Lett. B* **772**, 752 (2017). <https://doi.org/10.1016/j.physletb.2017.07.047>. arXiv:1610.00678
76. CMS Collaboration, Measurement of inclusive W and Z boson production cross sections in pp collisions at $\sqrt{s} = 8$ TeV. *Phys. Rev. Lett.* **112**, 191802 (2014). <https://doi.org/10.1103/PhysRevLett.112.191802>. arXiv:1402.0923
77. J.M. Campbell, R.K. Ellis, C. Williams, Vector boson pair production at the LHC. *JHEP* **07**, 018 (2011). [https://doi.org/10.1007/JHEP07\(2011\)018](https://doi.org/10.1007/JHEP07(2011)018). arXiv:1105.0020
78. T. Gehrmann, W^+W^- production at hadron colliders in next-to-next-to-leading-order QCD. *Phys. Rev. Lett.* **113**, 212001 (2014). <https://doi.org/10.1103/PhysRevLett.113.212001>. arXiv:1408.5243
79. CMS Collaboration, Measurement of the WZ production cross section in pp collisions at $\sqrt{s} = 13$ TeV. *Phys. Lett. B* **766**, 268 (2017). <https://doi.org/10.1016/j.physletb.2017.01.011>. arXiv:1607.06943
80. CMS Collaboration, Measurement of the inelastic proton-proton cross section at $\sqrt{s} = 7$ TeV. *Phys. Lett. B* **722**, 5 (2013). <https://doi.org/10.1016/j.physletb.2013.03.024>. arXiv:1210.6718
81. J. Butterworth et al., PDF4LHC recommendations for LHC Run-2. *J. Phys. G* **43**, 023001 (2016). <https://doi.org/10.1088/0954-3899/43/2/023001>. arXiv:1510.03865
82. J. Ott, THETA—A framework for template-based modeling and inference (2010). <http://www-ekp.physik.uni-karlsruhe.de/~ott/theta/theta-auto>
83. A. O'Hagan, J.J. Forster, Kendall's advanced theory of statistics. Vol. 2B: Bayesian Inference. Arnold, London (2004)
84. D. Dercks et al., R-Parity violation at the LHC. *Eur. Phys. J. C* **77**, 856 (2017). <https://doi.org/10.1140/epjc/s10052-017-5414-4>. arXiv:1706.09418

CMS Collaboration**Yerevan Physics Institute, Yerevan, Armenia**

A. M. Sirunyan, A. Tumasyan

Institut für Hochenergiephysik, Vienna, Austria

W. Adam, F. Ambrogio, E. Asilar, T. Bergauer, J. Brandstetter, E. Brondolin, M. Dragicevic, J. Erö, A. Escalante Del Valle, M. Flechl, M. Friedl, R. Frühwirth¹, V. M. Ghete, J. Grossmann, J. Hrubec, M. Jeitler¹, A. König, N. Krammer, I. Krätschmer, D. Liko, T. Madlener, I. Mikulec, E. Pree, N. Rad, H. Rohringer, J. Schieck¹, R. Schöfbeck, M. Spanring, D. Spitzbart, A. Taurok, W. Waltenberger, J. Wittmann, C.-E. Wulz¹, M. Zarucki

Institute for Nuclear Problems, Minsk, Belarus

V. Chekhovsky, V. Mossolov, J. Suarez Gonzalez

Universiteit Antwerpen, Antwerpen, Belgium

E. A. De Wolf, D. Di Croce, X. Janssen, J. Lauwers, M. Pieters, M. Van De Klundert, H. Van Haevermaet, P. Van Mechelen, N. Van Remortel

Vrije Universiteit Brussel, Brussel, Belgium

S. Abu Zeid, F. Blekman, J. D'Hondt, I. De Bruyn, J. De Clercq, K. Deroover, G. Flouris, D. Lontkovskiy, S. Lowette, I. Marchesini, S. Moortgat, L. Moreels, Q. Python, K. Skovpen, S. Tavernier, W. Van Doninck, P. Van Mulders, I. Van Parijs

Université Libre de Bruxelles, Bruxelles, Belgium

D. Beghin, B. Bilin, H. Brun, B. Clerbaux, G. De Lentdecker, H. Delannoy, B. Dorney, G. Fasanella, L. Favart, R. Goldouzian, A. Grebenyuk, A. K. Kalsi, T. Lenzi, J. Luetic, T. Maerschalk, T. Seva, E. Starling, C. Vander Velde, P. Vanlaer, D. Vannerom, R. Yonamine, F. Zenoni

Ghent University, Ghent, Belgium

T. Cornelis, D. Dobur, A. Fagot, M. Gul, I. Khvastunov², D. Poyraz, C. Roskas, D. Trocino, M. Tytgat, W. Verbeke, M. Vit, N. Zaganidis

Université Catholique de Louvain, Louvain-la-Neuve, Belgium

H. Bakhshiansohi, O. Bondu, S. Brochet, G. Bruno, C. Caputo, A. Caudron, P. David, S. De Visscher, C. Delaere, M. Delcourt, B. Francois, A. Giammanco, G. Krintiras, V. Lemaître, A. Magitteri, A. Mertens, M. Musich, K. Piotrkowski, L. Quertenmont, A. Saggio, M. Vidal Marono, S. Wertz, J. Zobec

Centro Brasileiro de Pesquisas Físicas, Rio de Janeiro, Brazil

W. L. Aldá Júnior, F. L. Alves, G. A. Alves, L. Brito, G. Correia Silva, C. Hensel, A. Moraes, M. E. Pol, P. Rebello Teles

Universidade do Estado do Rio de Janeiro, Rio de Janeiro, Brazil

E. Belchior Batista Das Chagas, W. Carvalho, J. Chinellato³, E. Coelho, E. M. Da Costa, G. G. Da Silveira⁴, D. De Jesus Damiao, S. Fonseca De Souza, L. M. Huertas Guativa, H. Malbouisson, M. Medina Jaime⁵, M. Melo De Almeida, C. Mora Herrera, L. Mundim, H. Nogima, L. J. Sanchez Rosas, A. Santoro, A. Sznajder, M. Thiel, E. J. Tonelli Manganote³, F. Torres Da Silva De Araujo, A. Vilela Pereira

Universidade Estadual Paulista^a, Universidade Federal do ABC^b, São Paulo, Brazil

S. Ahuja^a, C. A. Bernardes^a, T. R. Fernandez Perez Tomei^a, E. M. Gregores^b, P. G. Mercadante^b, S. F. Novaes^a, Sandra S. Padula^a, D. Romero Abad^b, J. C. Ruiz Vargas^a

Institute for Nuclear Research and Nuclear Energy, Bulgarian Academy of Sciences, Sofia, Bulgaria

A. Aleksandrov, R. Hadjiiska, P. Iaydjiev, A. Marinov, M. Misheva, M. Rodozov, M. Shopova, G. Sultanov

University of Sofia, Sofia, Bulgaria

A. Dimitrov, L. Litov, B. Pavlov, P. Petkov

Beihang University, Beijing, China

W. Fang⁶, X. Gao⁶, L. Yuan

Institute of High Energy Physics, Beijing, China

M. Ahmad, J. G. Bian, G. M. Chen, H. S. Chen, M. Chen, Y. Chen, C. H. Jiang, D. Leggat, H. Liao, Z. Liu, F. Romeo, S. M. Shaheen, A. Spiezia, J. Tao, C. Wang, Z. Wang, E. Yazgan, H. Zhang, J. Zhao

State Key Laboratory of Nuclear Physics and Technology, Peking University, Beijing, China

Y. Ban, G. Chen, J. Li, Q. Li, S. Liu, Y. Mao, S. J. Qian, D. Wang, Z. Xu

Tsinghua University, Beijing, China

Y. Wang

Universidad de Los Andes, Bogota, Colombia

C. Avila, A. Cabrera, C. A. Carrillo Montoya, L. F. Chaparro Sierra, C. Florez, C. F. González Hernández, J. D. Ruiz Alvarez, M. A. Segura Delgado

University of Split, Faculty of Electrical Engineering, Mechanical Engineering and Naval Architecture, Split, Croatia

B. Courbon, N. Godinovic, D. Lelas, I. Puljak, P. M. Ribeiro Cipriano, T. Sculac

University of Split, Faculty of Science, Split, Croatia

Z. Antunovic, M. Kovac

Institute Rudjer Boskovic, Zagreb, Croatia

V. Brigljevic, D. Ferencek, K. Kadija, B. Mesic, A. Starodumov⁷, T. Susa

University of Cyprus, Nicosia, Cyprus

M. W. Ather, A. Attikis, G. Mavromanolakis, J. Mousa, C. Nicolaou, F. Ptochos, P. A. Razis, H. Rykaczewski

Charles University, Prague, Czech Republic

M. Finger⁸, M. Finger Jr.⁸

Universidad San Francisco de Quito, Quito, Ecuador

E. Carrera Jarrin

Academy of Scientific Research and Technology of the Arab Republic of Egypt, Egyptian Network of High Energy Physics, Cairo, Egypt

A. A. Abdelalim^{9,10}, S. Elgammal¹¹, A. Ellithi Kamel¹²

National Institute of Chemical Physics and Biophysics, Tallinn, Estonia

S. Bhowmik, R. K. Dewanjee, M. Kadastik, L. Perrini, M. Raidal, C. Veelken

Department of Physics, University of Helsinki, Helsinki, Finland

P. Eerola, H. Kirschenmann, J. Pekkanen, M. Voutilainen

Helsinki Institute of Physics, Helsinki, Finland

J. Havukainen, J. K. Heikkilä, T. Järvinen, V. Karimäki, R. Kinnunen, T. Lampén, K. Lassila-Perini, S. Laurila, S. Lehti, T. Lindén, P. Luukka, T. Mäenpää, H. Siikonen, E. Tuominen, J. Tuominiemi

Lappeenranta University of Technology, Lappeenranta, Finland

T. Tuuva

IRFU, CEA, Université Paris-Saclay, Gif-sur-Yvette, France

M. Besancon, F. Couderc, M. Dejjardin, D. Denegri, J. L. Faure, F. Ferri, S. Ganjour, S. Ghosh, A. Givernaud, P. Gras, G. Hamel de Monchenault, P. Jarry, C. Leloup, E. Locci, M. Machet, J. Malcles, G. Negro, J. Rander, A. Rosowsky, M. Ö. Sahin, M. Titov

Laboratoire Leprince-Ringuet, Ecole polytechnique, CNRS/IN2P3, Université Paris-Saclay, Palaiseau, France

A. Abdulsalam¹³, C. Amendola, I. Antropov, S. Baffioni, F. Beaudette, P. Busson, L. Cadamuro, C. Charlot, R. Granier de Cassagnac, M. Jo, I. Kucher, S. Lisniak, A. Lobanov, J. Martin Blanco, M. Nguyen, C. Ochando, G. Ortona, P. Paganini, P. Pigard, R. Salerno, J. B. Sauvan, Y. Sirois, A. G. Stahl Leitner, Y. Yilmaz, A. Zabi, A. Zghiche

Université de Strasbourg, CNRS, IPHC UMR 7178, 67000 Strasbourg, France

J.-L. Agram¹⁴, J. Andrea, D. Bloch, J.-M. Brom, M. Buttignol, E. C. Chabert, C. Collard, E. Conte¹⁴, X. Coubez, F. Drouhin¹⁴, J.-C. Fontaine¹⁴, D. Gelé, U. Goerlach, M. Jansová, P. Juillot, A.-C. Le Bihan, N. Tonon, P. Van Hove

Centre de Calcul de l'Institut National de Physique Nucleaire et de Physique des Particules, CNRS/IN2P3, Villeurbanne, France

S. Gadrat

Université de Lyon, Université Claude Bernard Lyon 1, CNRS-IN2P3, Institut de Physique Nucléaire de Lyon, Villeurbanne, France

S. Beauceron, C. Bernet, G. Boudoul, N. Chanon, R. Chierici, D. Contardo, P. Depasse, H. El Mamouni, J. Fay, L. Finco, S. Gascon, M. Gouzevitch, G. Grenier, B. Ille, F. Lagarde, I. B. Laktineh, H. Lattaud, M. Lethuillier, L. Mirabito, A. L. Pequegnot, S. Perries, A. Popov¹⁵, V. Sordini, M. Vander Donckt, S. Viret, S. Zhang

Georgian Technical University, Tbilisi, Georgia

T. Toriashvili¹⁶

Tbilisi State University, Tbilisi, Georgia

Z. Tsamalaidze⁸

RWTH Aachen University, I. Physikalisches Institut, Aachen, Germany

C. Autermann, L. Feld, M. K. Kiesel, K. Klein, M. Lipinski, M. Preuten, C. Schomakers, J. Schulz, M. Teroerde, B. Wittmer, V. Zhukov¹⁵

RWTH Aachen University, III. Physikalisches Institut A, Aachen, Germany

A. Albert, D. Duchardt, M. Endres, M. Erdmann, S. Erdweg, T. Esch, R. Fischer, A. Güth, T. Hebbeker, C. Heidemann, K. Hoepfner, S. Knutzen, M. Merschmeyer, A. Meyer, P. Millet, S. Mukherjee, T. Pook, M. Radziej, H. Reithler, M. Rieger, F. Scheuch, D. Teyssier, S. Thüer

RWTH Aachen University, III. Physikalisches Institut B, Aachen, Germany

G. Flügge, B. Kargoll, T. Kress, A. Künsken, T. Müller, A. Nehr Korn, A. Nowack, C. Pistone, O. Pooth, A. Stahl¹⁷

Deutsches Elektronen-Synchrotron, Hamburg, Germany

M. Aldaya Martin, T. Arndt, C. Asawatangtrakuldee, K. Beernaert, O. Behnke, U. Behrens, A. Bermúdez Martínez, A. A. Bin Anuar, K. Borras¹⁸, V. Botta, A. Campbell, P. Connor, C. Contreras-Campana, F. Costanza, A. De Wit, C. Diez Pardos, G. Eckerlin, D. Eckstein, T. Eichhorn, E. Eren, E. Gallo¹⁹, J. Garay Garcia, A. Geiser, J. M. Grados Luyando, A. Grohsjean, P. Gunnellini, M. Guthoff, A. Harb, J. Hauk, M. Hempel²⁰, H. Jung, M. Kasemann, J. Keaveney, C. Kleinwort, I. Korol, D. Krücker, W. Lange, A. Lelek, T. Lenz, K. Lipka, W. Lohmann²⁰, R. Mankel, I.-A. Melzer-Pellmann, A. B. Meyer, M. Meyer, M. Missiroli, G. Mittag, J. Mnich, A. Mussgiller, D. Pitzl, A. Raspereza, M. Savitskyi, P. Saxena, R. Shevchenko, N. Stefaniuk, H. Tholen, G. P. Van Onsem, R. Walsh, Y. Wen, K. Wichmann, C. Wissing, O. Zenaiev

University of Hamburg, Hamburg, Germany

R. Aggleton, S. Bein, V. Blobel, M. Centis Vignali, T. Dreyer, E. Garutti, D. Gonzalez, J. Haller, A. Hinzmann, M. Hoffmann, A. Karavdina, G. Kasieczka, R. Klanner, R. Kogler, N. Kovalchuk, S. Kurz, D. Marconi, J. Multhaup, M. Niedziela, D. Nowatschin, T. Peiffer, A. Perieanu, A. Reimers, C. Scharf, P. Schleper, A. Schmidt, S. Schumann, J. Schwandt, J. Sonneveld, H. Stadie, G. Steinbrück, F. M. Stober, M. Stöver, D. Troendle, E. Usai, A. Vanhoefer, B. Vormwald

Institut für Experimentelle Teilchenphysik, Karlsruhe, Germany

M. Akbiyik, C. Barth, M. Baselga, S. Baur, E. Butz, R. Caspart, T. Chwalek, F. Colombo, W. De Boer, A. Dierlamm, N. Faltermann, B. Freund, R. Friese, M. Giffels, M. A. Harrendorf, F. Hartmann¹⁷, S. M. Heindl, U. Husemann, F. Kassel¹⁷, S. Kudella, H. Mildner, M. U. Mozer, Th. Müller, M. Plagge, G. Quast, K. Rabbertz, M. Schröder, I. Shvetsov, G. Sieber, H. J. Simonis, R. Ulrich, S. Wayand, M. Weber, T. Weiler, S. Williamson, C. Wöhrmann, R. Wolf

Institute of Nuclear and Particle Physics (INPP), NCSR Demokritos, Aghia Paraskevi, Greece

G. Anagnostou, G. Daskalakis, T. Gerasis, A. Kyriakis, D. Loukas, I. Topsis-Giotis

National and Kapodistrian University of Athens, Athens, Greece

G. Karathanasis, S. Kesisoglou, A. Panagiotou, N. Saoulidou, E. Tziaferi

National Technical University of Athens, Athens, Greece

K. Kousouris, I. Papakrivopoulos

University of Ioánnina, Ioánnina, Greece

I. Evangelou, C. Foudas, P. Giannelos, P. Katsoulis, P. Kokkas, S. Mallios, N. Manthos, I. Papadopoulos, E. Paradas, J. Strologas, F. A. Triantis, D. Tsitsonis

MTA-ELTE Lendület CMS Particle and Nuclear Physics Group, Eötvös Loránd University, Budapest, Hungary

M. Csanad, N. Filipovic, G. Pasztor, O. Surányi, G. I. Veres²¹

Wigner Research Centre for Physics, Budapest, Hungary

G. Bencze, C. Hajdu, D. Horvath²², Á. Hunyadi, F. Sikler, T. Á. Vámi, V. Veszpremi, G. Vesztergombi²¹

Institute of Nuclear Research ATOMKI, Debrecen, Hungary

N. Beni, S. Czellar, J. Karancsi²³, A. Makovec, J. Molnar, Z. Szillasi

Institute of Physics, University of Debrecen, Debrecen, Hungary

M. Bartók²¹, P. Raics, Z. L. Trocsanyi, B. Ujvari

Indian Institute of Science (IISc), Bangalore, India

S. Choudhury, J. R. Komaragiri

National Institute of Science Education and Research, Bhubaneswar, India

S. Bahinipati²⁴, P. Mal, K. Mandal, A. Nayak²⁵, D. K. Sahoo²⁴, N. Sahoo, S. K. Swain

Panjab University, Chandigarh, India

S. Bansal, S. B. Beri, V. Bhatnagar, R. Chawla, N. Dhingra, R. Gupta, A. Kaur, M. Kaur, S. Kaur, R. Kumar, P. Kumari, A. Mehta, S. Sharma, J. B. Singh, G. Walia

University of Delhi, Delhi, India

A. Bhardwaj, S. Chauhan, B. C. Choudhary, R. B. Garg, S. Keshri, A. Kumar, Ashok Kumar, S. Malhotra, M. Naimuddin, K. Ranjan, Aashaq Shah, R. Sharma

Saha Institute of Nuclear Physics, HBNI, Kolkata, India

R. Bhardwaj²⁶, R. Bhattacharya, S. Bhattacharya, U. Bhawandeep²⁶, D. Bhowmik, S. Dey, S. Dutt²⁶, S. Dutta, S. Ghosh, N. Majumdar, A. Modak, K. Mondal, S. Mukhopadhyay, S. Nandan, A. Purohit, P. K. Rout, A. Roy, S. Roy Chowdhury, S. Sarkar, M. Sharan, B. Singh, S. Thakur²⁶

Indian Institute of Technology Madras, Madras, India

P. K. Behera

Bhabha Atomic Research Centre, Mumbai, India

R. Chudasama, D. Dutta, V. Jha, V. Kumar, A. K. Mohanty¹⁷, P. K. Netrakanti, L. M. Pant, P. Shukla, A. Topkar

Tata Institute of Fundamental Research-A, Mumbai, India

T. Aziz, S. Dugad, B. Mahakud, S. Mitra, G. B. Mohanty, N. Sur, B. Sutar

Tata Institute of Fundamental Research-B, Mumbai, India

S. Banerjee, S. Bhattacharya, S. Chatterjee, P. Das, M. Guchait, Sa. Jain, S. Kumar, M. Maity²⁷, G. Majumder, K. Mazumdar, T. Sarkar²⁷, N. Wickramage²⁸

Indian Institute of Science Education and Research (IISER), Pune, India

S. Chauhan, S. Dube, V. Hegde, A. Kapoor, K. Kothekar, S. Pandey, A. Rane, S. Sharma

Institute for Research in Fundamental Sciences (IPM), Tehran, Iran

S. Chenarani²⁹, E. Eskandari Tadavani, S. M. Etesami²⁹, M. Khakzad, M. Mohammadi Najafabadi, M. Naseri, S. Paktinat Mehdiabadi³⁰, F. Rezaei Hosseinabadi, B. Safarzadeh³¹, M. Zeinali

University College Dublin, Dublin, Ireland

M. Felcini, M. Grunewald

INFN Sezione di Bari^a, Università di Bari^b, Politecnico di Bari^c, Bari, Italy

M. Abbrescia^{a,b}, C. Calabria^{a,b}, A. Colaleo^a, D. Creanza^{a,c}, L. Cristella^{a,b}, N. De Filippis^{a,c}, M. De Palma^{a,b}, A. Di Florio^{a,b}, F. Errico^{a,b}, L. Fiore^a, G. Iaselli^{a,c}, S. Lezki^{a,b}, G. Maggi^{a,c}, M. Maggi^a, B. Marangelli^{a,b}, G. Miniello^{a,b}, S. My^{a,b}, S. Nuzzo^{a,b}, A. Pompili^{a,b}, G. Pugliese^{a,c}, R. Radogna^a, A. Ranieri^a, G. Selvaggi^{a,b}, A. Sharma^a, L. Silvestris^{a,17}, R. Venditti^a, P. Verwilligen^a, G. Zito^a

INFN Sezione di Bologna^a, Università di Bologna^b, Bologna, Italy

G. Abbiendi^a, C. Battilana^{a,b}, D. Bonacorsi^{a,b}, L. Borgonovi^{a,b}, S. Braibant-Giacomelli^{a,b}, R. Campanini^{a,b}, P. Capiluppi^{a,b}, A. Castro^{a,b}, F. R. Cavallo^a, S. S. Chhibra^{a,b}, G. Codispoti^{a,b}, M. Cuffiani^{a,b}, G. M. Dallavalle^a, F. Fabbri^a, A. Fanfani^{a,b}, D. Fasanella^{a,b}, P. Giacomelli^a, C. Grandi^a, L. Guiducci^{a,b}, F. Iemmi, S. Marcellini^a, G. Masetti^a, A. Montanari^a, F. L. Navarria^{a,b}, A. Perrotta^a, A. M. Rossi^{a,b}, T. Rovelli^{a,b}, G. P. Siroli^{a,b}, N. Tosi^a

INFN Sezione di Catania^a, Università di Catania^b, Catania, Italy

S. Albergo^{a,b}, S. Costa^{a,b}, A. Di Mattia^a, F. Giordano^{a,b}, R. Potenza^{a,b}, A. Tricomi^{a,b}, C. Tuve^{a,b}

INFN Sezione di Firenze^a, Università di Firenze^b, Firenze, Italy

G. Barbagli^a, K. Chatterjee^{a,b}, V. Ciulli^{a,b}, C. Civinini^a, R. D'Alessandro^{a,b}, E. Focardi^{a,b}, G. Latino, P. Lenzi^{a,b}, M. Meschini^a, S. Paoletti^a, L. Russo^{a,32}, G. Sguazzoni^a, D. Strom^a, L. Viliani^a

INFN Laboratori Nazionali di Frascati, Frascati, Italy

L. Benussi, S. Bianco, F. Fabbri, D. Piccolo, F. Primavera¹⁷

INFN Sezione di Genova^a, Università di Genova^b, Genoa, Italy

V. Calvelli^{a,b}, F. Ferro^a, F. Ravera^{a,b}, E. Robutti^a, S. Tosi^{a,b}

INFN Sezione di Milano-Bicocca^a, Università di Milano-Bicocca^b, Milan, Italy

A. Benaglia^a, A. Beschi^b, L. Brianza^{a,b}, F. Brivio^{a,b}, V. Ciriolo^{a,b,17}, M. E. Dinardo^{a,b}, S. Fiorendi^{a,b}, S. Gennai^a, A. Ghezzi^{a,b}, P. Govoni^{a,b}, M. Malberti^{a,b}, S. Malvezzi^a, R. A. Manzoni^{a,b}, D. Menasce^a, L. Moroni^a, M. Paganoni^{a,b}, K. Pauwels^{a,b}, D. Pedrini^a, S. Pigazzini^{a,b,33}, S. Ragazzi^{a,b}, T. Tabarelli de Fatis^{a,b}

INFN Sezione di Napoli^a, Università di Napoli 'Federico II'^b, Napoli, Italy, Università della Basilicata^c, Potenza, Italy, Università G. Marconi^d, Rome, Italy

S. Buontempo^a, N. Cavallo^{a,c}, S. Di Guida^{a,d,17}, F. Fabozzi^{a,c}, F. Fienga^{a,b}, A. O. M. Iorio^{a,b}, W. A. Khan^a, L. Lista^a, S. Meola^{a,d,17}, P. Paolucci^{a,17}, C. Sciacca^{a,b}, F. Thyssen^a

INFN Sezione di Padova^a, Università di Padova^b, Padova, Italy, Università di Trento^c, Trento, Italy

P. Azzi^a, N. Bacchetta^a, L. Benato^{a,b}, D. Bisello^{a,b}, A. Boletti^{a,b}, R. Carlin^{a,b}, A. Carvalho Antunes De Oliveira^{a,b}, P. Checchia^a, M. Dall'Osso^{a,b}, P. De Castro Manzano^a, T. Dorigo^a, F. Gasparini^{a,b}, U. Gasparini^{a,b}, A. Gozzelino^a, S. Lacaprarà^a, P. Lujan, M. Margoni^{a,b}, A. T. Meneguzzo^{a,b}, N. Pozzobon^{a,b}, P. Ronchese^{a,b}, R. Rossin^{a,b}, F. Simonetto^{a,b}, A. Tiko, E. Torassa^a, M. Zanetti^{a,b}, P. Zotto^{a,b}, G. Zumerle^{a,b}

INFN Sezione di Pavia^a, Università di Pavia^b, Pavia, Italy

A. Braghieri^a, A. Magnani^a, P. Montagna^{a,b}, S. P. Ratti^{a,b}, V. Re^a, M. Ressegotti^{a,b}, C. Riccardi^{a,b}, P. Salvini^a, I. Vai^{a,b}, P. Vitulo^{a,b}

INFN Sezione di Perugia^a, Università di Perugia^b, Perugia, Italy

L. Alunni Solestizi^{a,b}, M. Biasini^{a,b}, G. M. Bilei^a, C. Cecchi^{a,b}, D. Ciangottini^{a,b}, L. Fanò^{a,b}, P. Lariccia^{a,b}, R. Leonardi^{a,b}, E. Manoni^a, G. Mantovani^{a,b}, V. Mariani^{a,b}, M. Menichelli^a, A. Rossi^{a,b}, A. Santocchia^{a,b}, D. Spiga^a

INFN Sezione di Pisa^a, Università di Pisa^b, Scuola Normale Superiore di Pisa^c, Pisa, Italy

K. Androsov^a, P. Azzurri^{a,17}, G. Bagliesi^a, L. Bianchini^a, T. Boccali^a, L. Borrello, R. Castaldi^a, M. A. Ciocci^{a,b}, R. Dell'Orso^a, G. Fedri^a, L. Giannini^{a,c}, A. Giassi^a, M. T. Grippo^{a,32}, F. Ligabue^{a,c}, T. Lomtadze^a, E. Manca^{a,c}, G. Mandorli^{a,c}, A. Messineo^{a,b}, F. Palla^a, A. Rizzi^{a,b}, P. Spagnolo^a, R. Tenchini^a, G. Tonelli^{a,b}, A. Venturi^a, P. G. Verdini^a

INFN Sezione di Roma^a, Sapienza Università di Roma^b, Rome, Italy

L. Barone^{a,b}, F. Cavallari^a, M. Cipriani^{a,b}, N. Daci^a, D. Del Re^{a,b}, E. Di Marco^{a,b}, M. Diemoz^a, S. Gelli^{a,b}, E. Longo^{a,b}, F. Margaroli^{a,b}, B. Marzocchi^{a,b}, P. Meridiani^a, G. Organtini^{a,b}, R. Paramatti^{a,b}, F. Preiato^{a,b}, S. Rahatlou^{a,b}, C. Rovelli^a, F. Santanastasio^{a,b}

INFN Sezione di Torino^a, Università di Torino^b, Torino, Italy, Università del Piemonte Orientale^c, Novara, Italy

N. Amapane^{a,b}, R. Arcidiacono^{a,c}, S. Argiro^{a,b}, M. Arneodo^{a,c}, N. Bartosik^a, R. Bellan^{a,b}, C. Biino^a, N. Cartiglia^a, R. Castello^{a,b}, F. Cenna^{a,b}, M. Costa^{a,b}, R. Covarelli^{a,b}, A. Degano^{a,b}, N. Demaria^a, B. Kiani^{a,b}, C. Mariotti^a, S. Maselli^a, E. Migliore^{a,b}, V. Monaco^{a,b}, E. Monteil^{a,b}, M. Monteno^a, M. M. Obertino^{a,b}, L. Pacher^{a,b}, N. Pastrone^a, M. Pelliccioni^a, G. L. Pinna Angioni^{a,b}, A. Romero^{a,b}, M. Ruspà^{a,c}, R. Sacchi^{a,b}, K. Shchelina^{a,b}, V. Sola^a, A. Solano^{a,b}, A. Staiano^a, P. Traczyk^{a,b}

INFN Sezione di Trieste^a, Università di Trieste^b, Trieste, Italy

S. Belforte^a, M. Casarsa^a, F. Cossutti^a, G. Della Ricca^{a,b}, A. Zanetti^a

Kyungpook National University, Daegu, South Korea

D. H. Kim, G. N. Kim, M. S. Kim, J. Lee, S. Lee, S. W. Lee, C. S. Moon, Y. D. Oh, S. Sekmen, D. C. Son, Y. C. Yang

Chonnam National University, Institute for Universe and Elementary Particles, Kwangju, Korea

H. Kim, D. H. Moon, G. Oh

Hanyang University, Seoul, Korea

J. A. Brochero Cifuentes, J. Goh, T. J. Kim

Korea University, Seoul, Korea

S. Cho, S. Choi, Y. Go, D. Gyun, S. Ha, B. Hong, Y. Jo, Y. Kim, K. Lee, K. S. Lee, S. Lee, J. Lim, S. K. Park, Y. Roh

Seoul National University, Seoul, Korea

J. Almond, J. Kim, J. S. Kim, H. Lee, K. Lee, K. Nam, S. B. Oh, B. C. Radburn-Smith, S. h. Seo, U. K. Yang, H. D. Yoo, G. B. Yu

University of Seoul, Seoul, Korea

H. Kim, J. H. Kim, J. S. H. Lee, I. C. Park

Sungkyunkwan University, Suwon, Korea

Y. Choi, C. Hwang, J. Lee, I. Yu

Vilnius University, Vilnius, Lithuania

V. Dudenas, A. Juodagalvis, J. Vaitkus

National Centre for Particle Physics, Universiti Malaya, Kuala Lumpur, Malaysia

I. Ahmed, Z. A. Ibrahim, M. A. B. Md Ali³⁴, F. Mohamad Idris³⁵, W. A. T. Wan Abdullah, M. N. Yusli, Z. Zolkapli

Centro de Investigacion y de Estudios Avanzados del IPN, Mexico City, Mexico

M. C. Duran-Osuna, H. Castilla-Valdez, E. De La Cruz-Burelo, G. Ramirez-Sanchez, I. Heredia-De La Cruz³⁶, R. I. Rabadan-Trejo, R. Lopez-Fernandez, J. Mejia Guisao, R. Reyes-Almanza, A. Sanchez-Hernandez

Universidad Iberoamericana, Mexico City, Mexico

S. Carrillo Moreno, C. Oropeza Barrera, F. Vazquez Valencia

Benemerita Universidad Autonoma de Puebla, Puebla, Mexico

J. Eysermans, I. Pedraza, H. A. Salazar Ibarquen, C. Uribe Estrada

Universidad Autónoma de San Luis Potosí, San Luis Potosí, Mexico

A. Morelos Pineda

University of Auckland, Auckland, New Zealand

D. Krofcheck

University of Canterbury, Christchurch, New Zealand

P. H. Butler

National Centre for Physics, Quaid-I-Azam University, Islamabad, Pakistan

A. Ahmad, M. Ahmad, Q. Hassan, H. R. Hoorani, A. Saddique, M. A. Shah, M. Shoaib, M. Waqas

National Centre for Nuclear Research, Swierk, Poland

H. Bialkowska, M. Bluj, B. Boimska, T. Frueboes, M. Górski, M. Kazana, K. Nawrocki, M. Szeleper, P. Zalewski

Institute of Experimental Physics, Faculty of Physics, University of Warsaw, Warsaw, Poland

K. Bunkowski, A. Byszuk³⁷, K. Doroba, A. Kalinowski, M. Konecki, J. Krolikowski, M. Misiura, M. Olszewski, A. Pyskir, M. Walczak

Laboratório de Instrumentação e Física Experimental de Partículas, Lisbon, Portugal

P. Bargassa, C. Beirão Da Cruz E Silva, A. Di Francesco, P. Faccioli, B. Galinhas, M. Gallinaro, J. Hollar, N. Leonardo, L. Lloret Iglesias, M. V. Nemallapudi, J. Seixas, G. Strong, O. Toldaiev, D. Vadrucio, J. Varela

Joint Institute for Nuclear Research, Dubna, Russia

S. Afanasiev, P. Bunin, M. Gavrilenko, I. Golutvin, I. Gorbunov, A. Kamenev, V. Karjavin, A. Lanev, A. Malakhov, V. Matveev^{38,39}, P. Moisezenz, V. Palichik, V. Perelygin, S. Shmatov, S. Shulha, N. Skatchkov, V. Smirnov, N. Voytishin, A. Zarubin

Petersburg Nuclear Physics Institute, Gatchina (St. Petersburg), Russia

Y. Ivanov, V. Kim⁴⁰, E. Kuznetsova⁴¹, P. Levchenko, V. Murzin, V. Oreshkin, I. Smirnov, D. Sosnov, V. Sulimov, L. Uvarov, S. Vavilov, A. Vorobyev

Institute for Nuclear Research, Moscow, Russia

Yu. Andreev, A. Dermenev, S. Gninenko, N. Golubev, A. Karneyeu, M. Kirsanov, N. Krasnikov, A. Pashenkov, D. Tlisov, A. Toropin

Institute for Theoretical and Experimental Physics, Moscow, Russia

V. Epshteyn, V. Gavrilov, N. Lychkovskaya, V. Popov, I. Pozdnyakov, G. Safronov, A. Spiridonov, A. Stepenov, V. Stolin, M. Toms, E. Vlasov, A. Zhokin

Moscow Institute of Physics and Technology, Moscow, Russia

T. Aushev, A. Bylinkin³⁹

National Research Nuclear University 'Moscow Engineering Physics Institute' (MEPhI), Moscow, Russia

M. Chadeeva⁴², P. Parygin, D. Philippov, S. Polikarpov, E. Popova, V. Rusinov

P.N. Lebedev Physical Institute, Moscow, Russia

V. Andreev, M. Azarkin³⁹, I. Dremin³⁹, M. Kirakosyan³⁹, S. V. Rusakov, A. Terkulov

Skobeltsyn Institute of Nuclear Physics, Lomonosov Moscow State University, Moscow, Russia

A. Baskakov, A. Belyaev, E. Boos, V. Bunichev, M. Dubinin⁴³, L. Dudko, A. Ershov, A. Gribushin, V. Klyukhin, O. Kodolova, I. Lokhtin, I. Miagkov, S. Obraztsov, M. Perfilov, V. Savrin

Novosibirsk State University (NSU), Novosibirsk, Russia

V. Blinov⁴⁴, D. Shtol⁴⁴, Y. Skovpen⁴⁴

State Research Center of Russian Federation, Institute for High Energy Physics of NRC 'Kurchatov Institute', Protvino, Russia

I. Azhgirey, I. Bayshev, S. Bitioukov, D. Elumakhov, A. Godizov, V. Kachanov, A. Kalinin, D. Konstantinov, P. Mandrik, V. Petrov, R. Ryutin, A. Sobol, S. Troshin, N. Tyurin, A. Uzunian, A. Volkov

National Research Tomsk Polytechnic University, Tomsk, Russia

A. Babaev

University of Belgrade, Faculty of Physics and Vinca Institute of Nuclear Sciences, Belgrade, Serbia

P. Adzic⁴⁵, P. Cirkovic, D. Devetak, M. Dordevic, J. Milosevic

Centro de Investigaciones Energéticas Medioambientales y Tecnológicas (CIEMAT), Madrid, Spain

J. Alcaraz Maestre, A. Álvarez Fernández, I. Bachiller, M. Barrio Luna, M. Cerrada, N. Colino, B. De La Cruz, A. Delgado Peris, C. Fernandez Bedoya, J. P. Fernández Ramos, J. Flix, M. C. Fouz, O. Gonzalez Lopez, S. Goy Lopez,

J. M. Hernandez, M. I. Josa, D. Moran, A. Pérez-Calero Yzquierdo, J. Puerta Pelayo, I. Redondo, L. Romero, M. S. Soares, A. Triossi

Universidad Autónoma de Madrid, Madrid, Spain

C. Albajar, J. F. de Trocóniz

Universidad de Oviedo, Oviedo, Spain

J. Cuevas, C. Erice, J. Fernandez Menendez, S. Folgueras, I. Gonzalez Caballero, J. R. González Fernández, E. Palencia Cortezon, S. Sanchez Cruz, P. Vischia, J. M. Vizan Garcia

Instituto de Física de Cantabria (IFCA), CSIC-Universidad de Cantabria, Santander, Spain

I. J. Cabrillo, A. Calderon, B. Chazin Quero, J. Duarte Campderros, M. Fernandez, P. J. Fernández Manteca, A. García Alonso, J. Garcia-Ferrero, G. Gomez, A. Lopez Virto, J. Marco, C. Martinez Rivero, P. Martinez Ruiz del Arbol, F. Matorras, J. Piedra Gomez, C. Prieels, T. Rodrigo, A. Ruiz-Jimeno, L. Scodellaro, N. Trevisani, I. Vila, R. Vilar Cortabitarte

CERN, European Organization for Nuclear Research, Geneva, Switzerland

D. Abbaneo, B. Akgun, E. Auffray, P. Baillon, A. H. Ball, D. Barney, J. Bendavid, M. Bianco, A. Bocci, C. Botta, T. Camporesi, M. Cepeda, G. Cerminara, E. Chapon, Y. Chen, D. d'Enterria, A. Dabrowski, V. Daponte, A. David, M. De Gruttola, A. De Roeck, N. Deelen, M. Dobson, T. du Pree, M. Dünser, N. Dupont, A. Elliott-Peisert, P. Everaerts, F. Fallavollita⁴⁶, G. Franzoni, J. Fulcher, W. Funk, D. Gigi, A. Gilbert, K. Gill, F. Glege, D. Gulhan, J. Hegeman, V. Innocente, A. Jafari, P. Janot, O. Karacheban²⁰, J. Kieseler, V. Knünz, A. Kornmayer, M. J. Kortelainen, M. Krammer¹, C. Lange, P. Lecoq, C. Lourenço, M. T. Lucchini, L. Malgeri, M. Mannelli, A. Martelli, F. Meijers, J. A. Merlin, S. Mersi, E. Meschi, P. Milenovic⁴⁷, F. Moortgat, M. Mulders, H. Neugebauer, J. Ngadiuba, S. Orfanelli, L. Orsini, F. Pantaleo¹⁷, L. Pape, E. Perez, M. Peruzzi, A. Petrilli, G. Petrucciani, A. Pfeiffer, M. Pierini, F. M. Pitters, D. Rabady, A. Racz, T. Reis, G. Rolandi⁴⁸, M. Rovere, H. Sakulin, C. Schäfer, C. Schwick, M. Seidel, M. Selvaggi, A. Sharma, P. Silva, P. Sphicas⁴⁹, A. Stakia, J. Stegmann, M. Stoye, M. Tosi, D. Treille, A. Tsiros, V. Veckalns⁵⁰, M. Verweij, W. D. Zeuner

Paul Scherrer Institut, Villigen, Switzerland

W. Bertl[†], L. Caminada⁵¹, K. Deiters, W. Erdmann, R. Horisberger, Q. Ingram, H. C. Kaestli, D. Kotlinski, U. Langenegger, T. Rohe, S. A. Wiederkehr

ETH Zurich, Institute for Particle Physics and Astrophysics (IPA), Zurich, Switzerland

M. Backhaus, L. Bäni, P. Berger, B. Casal, G. Dissertori, M. Dittmar, M. Donegà, C. Dorfer, C. Grab, C. Heidegger, D. Hits, J. Hoss, T. Klijnsma, W. Lustermann, M. Marionneau, M. T. Meinhard, D. Meister, F. Micheli, P. Musella, F. Nessi-Tedaldi, F. Pandolfi, J. Pata, F. Pauss, G. Perrin, L. Perrozzi, M. Quittnat, M. Reichmann, D. A. Sanz Becerra, M. Schönberger, L. Shchutska, V. R. Tavolaro, K. Theofilatos, M. L. Vesterbacka Olsson, R. Wallny, D. H. Zhu

Universität Zürich, Zurich, Switzerland

T. K. Aarrestad, C. Amsler⁵², D. Brzhechko, M. F. Canelli, A. De Cosa, R. Del Burgo, S. Donato, C. Galloni, T. Hreus, B. Kilminster, I. Neutelings, D. Pinna, G. Rauco, P. Robmann, D. Salerno, K. Schweiger, C. Seitz, Y. Takahashi, A. Zucchetta

National Central University, Chung-Li, Taiwan

V. Candelise, Y. H. Chang, K. y. Cheng, T. H. Doan, Sh. Jain, R. Khurana, C. M. Kuo, W. Lin, A. Pozdnyakov, S. S. Yu

National Taiwan University (NTU), Taipei, Taiwan

P. Chang, Y. Chao, K. F. Chen, P. H. Chen, F. Fiori, W.-S. Hou, Y. Hsiung, Arun Kumar, Y. F. Liu, R.-S. Lu, E. Paganis, A. Psallidas, A. Steen, J. F. Tsai

Chulalongkorn University, Faculty of Science, Department of Physics, Bangkok, Thailand

B. Asavapibhop, K. Kovitangoon, G. Singh, N. Srimanobhas

Çukurova University, Physics Department, Science and Art Faculty, Adana, Turkey

A. Bat, F. Boran, S. Damarseckin, Z. S. Demiroglu, C. Dozen, E. Eskut, S. Girgis, G. Gokbulut, Y. Guler, I. Hos⁵³, E. E. Kangal⁵⁴, O. Kara, A. Kayis Topaksu, U. Kiminsu, M. Oglakci, G. Onengut, K. Ozdemir⁵⁵, S. Ozturk⁵⁶, A. Polatoz, B. Tali⁵⁷, U. G. Tok, S. Turkcapar, I. S. Zorbakir, C. Zorbilmez

Middle East Technical University, Physics Department, Ankara, Turkey

G. Karapinar⁵⁸, K. Ocalan⁵⁹, M. Yalvac, M. Zeyrek

Bogazici University, Istanbul, Turkey

E. Gülmez, M. Kaya⁶⁰, O. Kaya⁶¹, S. Tekten, E. A. Yetkin⁶²

Istanbul Technical University, Istanbul, Turkey

M. N. Agaras, S. Atay, A. Cakir, K. Cankocak, Y. Komurcu

Institute for Scintillation Materials of National Academy of Science of Ukraine, Kharkov, Ukraine

B. Grynyov

National Scientific Center, Kharkov Institute of Physics and Technology, Kharkov, Ukraine

L. Levchuk

University of Bristol, Bristol, UK

F. Ball, L. Beck, J. J. Brooke, D. Burns, E. Clement, D. Cussans, O. Davignon, H. Flacher, J. Goldstein, G. P. Heath, H. F. Heath, L. Kreczko, D. M. Newbold⁶³, S. Paramesvaran, T. Sakuma, S. Seif El Nasr-storey, D. Smith, V. J. Smith

Rutherford Appleton Laboratory, Didcot, UK

K. W. Bell, A. Belyaev⁶⁴, C. Brew, R. M. Brown, L. Calligaris, D. Cieri, D. J. A. Cockerill, J. A. Coughlan, K. Harder, S. Harper, J. Linacre, E. Olaiya, D. Petyt, C. H. Shepherd-Themistocleous, A. Thea, I. R. Tomalin, T. Williams, W. J. Womersley

Imperial College, London, UK

G. Auzinger, R. Bainbridge, P. Bloch, J. Borg, S. Breeze, O. Buchmuller, A. Bundock, S. Casasso, D. Colling, L. Corpe, P. Dauncey, G. Davies, M. Della Negra, R. Di Maria, Y. Haddad, G. Hall, G. Iles, T. James, M. Komm, R. Lane, C. Laner, L. Lyons, A.-M. Magnan, S. Malik, L. Mastrolorenzo, T. Matsushita, J. Nash⁶⁵, A. Nikitenko⁷, V. Palladino, M. Pesaresi, A. Richards, A. Rose, E. Scott, C. Seez, A. Shtipliyki, T. Strebler, S. Summers, A. Tapper, K. Uchida, M. Vazquez Acosta⁶⁶, T. Virdee¹⁷, N. Wardle, D. Winterbottom, J. Wright, S. C. Zenz

Brunel University, Uxbridge, UK

J. E. Cole, P. R. Hobson, A. Khan, P. Kyberd, A. Morton, I. D. Reid, L. Teodorescu, S. Zahid

Baylor University, Waco, USA

A. Borzou, K. Call, J. Dittmann, K. Hatakeyama, H. Liu, N. Pastika, C. Smith

Catholic University of America, Washington DC, USA

R. Bartek, A. Dominguez

The University of Alabama, Tuscaloosa, USA

A. Buccilli, S. I. Cooper, C. Henderson, P. Rumerio, C. West

Boston University, Boston, USA

D. Arcaro, A. Avetisyan, T. Bose, D. Gastler, D. Rankin, C. Richardson, J. Rohlf, L. Sulak, D. Zou

Brown University, Providence, USA

G. Benelli, D. Cutts, M. Hadley, J. Hakala, U. Heintz, J. M. Hogan⁶⁷, K. H. M. Kwok, E. Laird, G. Landsberg, J. Lee, Z. Mao, M. Narain, J. Pazzini, S. Piperov, S. Sagir, R. Syarif, D. Yu

University of California, Davis, Davis, USA

R. Band, C. Brainerd, R. Breedon, D. Burns, M. Calderon De La Barca Sanchez, M. Chertok, J. Conway, R. Conway, P. T. Cox, R. Erbacher, C. Flores, G. Funk, W. Ko, R. Lander, C. Mclean, M. Mulhearn, D. Pellett, J. Pilot, S. Shalhout, M. Shi, J. Smith, D. Stolp, D. Taylor, K. Tos, M. Tripathi, Z. Wang, F. Zhang

University of California, Los Angeles, USA

M. Bachtis, C. Bravo, R. Cousins, A. Dasgupta, A. Florent, J. Hauser, M. Ignatenko, N. Mccoll, S. Regnard, D. Saltzberg, C. Schnaible, V. Valuev

University of California, Riverside, Riverside, USA

E. Bouvier, K. Burt, R. Clare, J. Ellison, J. W. Gary, S. M. A. Ghiasi Shirazi, G. Hanson, G. Karapostoli, E. Kennedy, F. Lacroix, O. R. Long, M. Olmedo Negrete, M. I. Paneva, W. Si, L. Wang, H. Wei, S. Wimpenny, B. R. Yates

University of California, San Diego, La Jolla, USA

J. G. Branson, S. Cittolin, M. Derdzinski, R. Gerosa, D. Gilbert, B. Hashemi, A. Holzner, D. Klein, G. Kole, V. Krutelyov, J. Letts, M. Masciovecchio, D. Olivito, S. Padhi, M. Pieri, M. Sani, V. Sharma, S. Simon, M. Tadel, A. Vartak, S. Wasserbaech⁶⁸, J. Wood, F. Würthwein, A. Yagil, G. Zevi Della Porta

University of California, Santa Barbara, Department of Physics, Santa Barbara, USA

N. Amin, R. Bhandari, J. Bradmiller-Feld, C. Campagnari, M. Citron, A. Dishaw, V. Dutta, M. Franco Sevilla, L. Gouskos, R. Heller, J. Incandela, A. Ovcharova, H. Qu, J. Richman, D. Stuart, I. Suarez, J. Yoo

California Institute of Technology, Pasadena, USA

D. Anderson, A. Bornheim, J. Bunn, J. M. Lawhorn, H. B. Newman, T. Q. Nguyen, C. Pena, M. Spiropulu, J. R. Vlimant, R. Wilkinson, S. Xie, Z. Zhang, R. Y. Zhu

Carnegie Mellon University, Pittsburgh, USA

M. B. Andrews, T. Ferguson, T. Mudholkar, M. Paulini, J. Russ, M. Sun, H. Vogel, I. Vorobiev, M. Weinberg

University of Colorado Boulder, Boulder, USA

J. P. Cumalat, W. T. Ford, F. Jensen, A. Johnson, M. Krohn, S. Leontsinis, E. Macdonald, T. Mulholland, K. Stenson, K. A. Ulmer, S. R. Wagner

Cornell University, Ithaca, USA

J. Alexander, J. Chaves, Y. Cheng, J. Chu, A. Datta, S. Dittmer, K. McDermott, N. Mirman, J. R. Patterson, D. Quach, A. Rinkevicius, A. Ryd, L. Skinnari, L. Soffi, S. M. Tan, Z. Tao, J. Thom, J. Tucker, P. Wittich, M. Zientek

Fermi National Accelerator Laboratory, Batavia, USA

S. Abdullin, M. Albrow, M. Alyari, G. Apollinari, A. Apresyan, A. Apyan, S. Banerjee, L. A. T. Bauerick, A. Beretvas, J. Berryhill, P. C. Bhat, G. Bolla[†], K. Burkett, J. N. Butler, A. Canepa, G. B. Cerati, H. W. K. Cheung, F. Chlebana, M. Cremonesi, J. Duarte, V. D. Elvira, J. Freeman, Z. Gecse, E. Gottschalk, L. Gray, D. Green, S. Grünendahl, O. Gutsche, J. Hanlon, R. M. Harris, S. Hasegawa, J. Hirschauer, Z. Hu, B. Jayatilaka, S. Jindariani, M. Johnson, U. Joshi, B. Klima, B. Kreis, S. Lammel, D. Lincoln, R. Lipton, M. Liu, T. Liu, R. Lopes De Sá, J. Lykken, K. Maeshima, N. Magini, J. M. Marraffino, D. Mason, P. McBride, P. Merkel, S. Mrenna, S. Nahn, V. O'Dell, K. Pedro, O. Prokofyev, G. Rakness, L. Ristori, A. Savoy-Navarro⁶⁹, B. Schneider, E. Sexton-Kennedy, A. Soha, W. J. Spalding, L. Spiegel, S. Stoynev, J. Strait, N. Strobbe, L. Taylor, S. Tkaczyk, N. V. Tran, L. Uplegger, E. W. Vaandering, C. Vernieri, M. Verzocchi, R. Vidal, M. Wang, H. A. Weber, A. Whitbeck, W. Wu

University of Florida, Gainesville, USA

D. Acosta, P. Avery, P. Bortignon, D. Bourilkov, A. Brinkerhoff, A. Carnes, M. Carver, D. Curry, R. D. Field, I. K. Furic, S. V. Gleyzer, B. M. Joshi, J. Konigsberg, A. Korytov, K. Kotov, P. Ma, K. Matchev, H. Mei, G. Mitselmakher, K. Shi, D. Sperka, N. Terentev, L. Thomas, J. Wang, S. Wang, J. Yelton

Florida International University, Miami, USA

Y. R. Joshi, S. Linn, P. Markowitz, J. L. Rodriguez

Florida State University, Tallahassee, USA

A. Ackert, T. Adams, A. Askew, S. Hagopian, V. Hagopian, K. F. Johnson, T. Kolberg, G. Martinez, T. Perry, H. Prosper, A. Saha, A. Santra, V. Sharma, R. Yohay

Florida Institute of Technology, Melbourne, USA

M. M. Baarmand, V. Bhopatkar, S. Colafranceschi, M. Hohmann, D. Noonan, T. Roy, F. Yumiceva

University of Illinois at Chicago (UIC), Chicago, USA

M. R. Adams, L. Apanasevich, D. Berry, R. R. Betts, R. Cavanaugh, X. Chen, O. Evdokimov, C. E. Gerber, D. A. Hangal, D. J. Hofman, K. Jung, J. Kamin, I. D. Sandoval Gonzalez, M. B. Tonjes, N. Varelas, H. Wang, Z. Wu, J. Zhang

The University of Iowa, Iowa City, USA

B. Bilki⁷⁰, W. Clarida, K. Dilsiz⁷¹, S. Durgut, R. P. Gandrajula, M. Haytmyradov, V. Khristenko, J.-P. Merlo, H. Mermerkaya⁷², A. Mestvirishvili, A. Moeller, J. Nachtman, H. Ogul⁷³, Y. Onel, F. Ozok⁷⁴, A. Penzo, C. Snyder, E. Tiras, J. Wetzel, K. Yi

Johns Hopkins University, Baltimore, USA

B. Blumenfeld, A. Cocoros, N. Eminizer, D. Fehling, L. Feng, A. V. Gritsan, P. Maksimovic, J. Roskes, U. Sarica, M. Swartz, M. Xiao, C. You

The University of Kansas, Lawrence, USA

A. Al-bataineh, P. Baringer, A. Bean, S. Boren, J. Bowen, J. Castle, S. Khalil, A. Kropivnitskaya, D. Majumder, W. Mcbrayer, M. Murray, C. Rogan, C. Royon, S. Sanders, E. Schmitz, J. D. Tapia Takaki, Q. Wang

Kansas State University, Manhattan, USA

A. Ivanov, K. Kaadze, Y. Maravin, A. Mohammadi, L. K. Saini, N. Skhirtladze

Lawrence Livermore National Laboratory, Livermore, USA

F. Rebassoo, D. Wright

University of Maryland, College Park, USA

A. Baden, O. Baron, A. Belloni, S. C. Eno, Y. Feng, C. Ferraioli, N. J. Hadley, S. Jabeen, G. Y. Jeng, R. G. Kellogg, J. Kunkle, A. C. Mignerey, F. Ricci-Tam, Y. H. Shin, A. Skuja, S. C. Tonwar

Massachusetts Institute of Technology, Cambridge, USA

D. Abercrombie, B. Allen, V. Azzolini, R. Barbieri, A. Baty, G. Bauer, R. Bi, S. Brandt, W. Busza, I. A. Cali, M. D'Alfonso, Z. Demiragli, G. Gomez Ceballos, M. Goncharov, P. Harris, D. Hsu, M. Hu, Y. Iiyama, G. M. Innocenti, M. Klute, D. Kovalskyi, Y.-J. Lee, A. Levin, P. D. Luckey, B. Maier, A. C. Marini, C. McGinn, C. Mironov, S. Narayanan, X. Niu, C. Paus, C. Roland, G. Roland, J. Salfeld-Nebgen, G. S. F. Stephans, K. Sumorok, K. Tatar, D. Velicanu, J. Wang, T. W. Wang, B. Wyslouch, S. Zhaozhong

University of Minnesota, Minneapolis, USA

A. C. Benvenuti, R. M. Chatterjee, A. Evans, P. Hansen, S. Kalafut, Y. Kubota, Z. Lesko, J. Mans, S. Nourbakhsh, N. Ruckstuhl, R. Rusack, J. Turkewitz, M. A. Wadud

University of Mississippi, Oxford, USA

J. G. Acosta, S. Oliveros

University of Nebraska-Lincoln, Lincoln, USA

E. Avdeeva, K. Bloom, D. R. Claes, C. Fangmeier, F. Golf, R. Gonzalez Suarez, R. Kamalieddin, I. Kravchenko, J. Monroy, J. E. Siado, G. R. Snow, B. Stieger

State University of New York at Buffalo, Buffalo, USA

J. Dolen, A. Godshalk, C. Harrington, I. Iashvili, D. Nguyen, A. Parker, S. Rappoccio, B. Roobahani

Northeastern University, Boston, USA

G. Alverson, E. Barberis, C. Freer, A. Hortiangtham, A. Massironi, D. M. Morse, T. Orimoto, R. Teixeira De Lima, T. Wamorkar, B. Wang, A. Wisecarver, D. Wood

Northwestern University, Evanston, USA

S. Bhattacharya, O. Charaf, K. A. Hahn, N. Mucia, N. Odell, M. H. Schmitt, K. Sung, M. Trovato, M. Velasco

University of Notre Dame, Notre Dame, USA

R. Bucci, N. Dev, M. Hildreth, K. Hurtado Anampa, C. Jessop, D. J. Karmgard, N. Kellams, K. Lannon, W. Li, N. Loukas, N. Marinelli, F. Meng, C. Mueller, Y. Musienko³⁸, M. Planer, A. Reinsvold, R. Ruchti, P. Siddireddy, G. Smith, S. Taroni, M. Wayne, A. Wightman, M. Wolf, A. Woodard

The Ohio State University, Columbus, USA

J. Alimena, L. Antonelli, B. Bylsma, L. S. Durkin, S. Flowers, B. Francis, A. Hart, C. Hill, W. Ji, T. Y. Ling, W. Luo, B. L. Winer, H. W. Wulsin

Princeton University, Princeton, USA

S. Cooperstein, O. Driga, P. Elmer, J. Hardenbrook, P. Hebda, S. Higginbotham, A. Kalogeropoulos, D. Lange, J. Luo, D. Marlow, K. Mei, I. Ojalvo, J. Olsen, C. Palmer, P. Piroué, D. Stickland, C. Tully

University of Puerto Rico, Mayaguez, USA

S. Malik, S. Norberg

Purdue University, West Lafayette, USA

A. Barker, V. E. Barnes, S. Das, L. Gutay, M. Jones, A. W. Jung, A. Khatiwada, D. H. Miller, N. Neumeister, C. C. Peng, H. Qiu, J. F. Schulte, J. Sun, F. Wang, R. Xiao, W. Xie

Purdue University Northwest, Hammond, USA

T. Cheng, N. Parashar

Rice University, Houston, USA

Z. Chen, K. M. Ecklund, S. Freed, F. J. M. Geurts, M. Guilbaud, M. Kilpatrick, W. Li, B. Michlin, B. P. Padley, J. Roberts, J. Rorie, W. Shi, Z. Tu, J. Zabel, A. Zhang

University of Rochester, Rochester, USA

A. Bodek, P. de Barbaro, R. Demina, Y. t. Duh, T. Ferbel, M. Galanti, A. Garcia-Bellido, J. Han, O. Hindrichs, A. Khukhunaishvili, K. H. Lo, P. Tan, M. Verzetti

The Rockefeller University, New York, USA

R. Ciesielski, K. Goulianos, C. Mesropian

Rutgers, The State University of New Jersey, Piscataway, USA

A. Agapitos, J. P. Chou, Y. Gershtein, T. A. Gómez Espinosa, E. Halkiadakis, M. Heindl, E. Hughes, S. Kaplan, R. Kunnawalkam Elayavalli, S. Kyriacou, A. Lath, R. Montalvo, K. Nash, M. Osherson, H. Saka, S. Salur, S. Schnetzer, D. Sheffield, S. Somalwar, R. Stone, S. Thomas, P. Thomassen, M. Walker

University of Tennessee, Knoxville, USA

A. G. Delannoy, J. Heideman, G. Riley, K. Rose, S. Spanier, K. Thapa

Texas A&M University, College Station, USA

O. Bouhali⁷⁵, A. Castaneda Hernandez⁷⁵, A. Celik, M. Dalchenko, M. De Mattia, A. Delgado, S. Dildick, R. Eusebi, J. Gilmore, T. Huang, T. Kamon⁷⁶, R. Mueller, Y. Pakhotin, R. Patel, A. Perloff, L. Perniè, D. Rathjens, A. Safonov, A. Tatarinov

Texas Tech University, Lubbock, USA

N. Akchurin, J. Damgov, F. De Guio, P. R. Duerdo, J. Faulkner, E. Gурpinar, S. Kunori, K. Lamichhane, S. W. Lee, T. Mengke, S. Muthumuni, T. Peltola, S. Undleeb, I. Volobouev, Z. Wang

Vanderbilt University, Nashville, USA

S. Greene, A. Gurrola, R. Janjam, W. Johns, C. Maguire, A. Melo, H. Ni, K. Padeken, P. Sheldon, S. Tuo, J. Velkovska, Q. Xu

University of Virginia, Charlottesville, USA

M. W. Arenton, P. Barria, B. Cox, R. Hirosky, M. Joyce, A. Ledovsky, H. Li, C. Neu, T. Sinthuprasith, Y. Wang, E. Wolfe, F. Xia

Wayne State University, Detroit, USA

R. Harr, P. E. Karchin, N. Poudyal, J. Sturdy, P. Thapa, S. Zaleski

University of Wisconsin, Madison, Madison, WI, USA

M. Brodski, J. Buchanan, C. Caillol, D. Carlsmith, S. Dasu, L. Dodd, S. Duric, B. Gomber, M. Grothe, M. Herndon, A. Hervé, U. Hussain, P. Klabbers, A. Lanaro, A. Levine, K. Long, R. Loveless, V. Rekovic, T. Ruggles, A. Savin, N. Smith, W. H. Smith, N. Woods

† Deceased

1: Also at Vienna University of Technology, Vienna, Austria

- 2: Also at IRFU; CEA; Université Paris-Saclay, Gif-sur-Yvette, France
- 3: Also at Universidade Estadual de Campinas, Campinas, Brazil
- 4: Also at Federal University of Rio Grande do Sul, Porto Alegre, Brazil
- 5: Also at Universidade Federal de Pelotas, Pelotas, Brazil
- 6: Also at Université Libre de Bruxelles, Bruxelles, Belgium
- 7: Also at Institute for Theoretical and Experimental Physics, Moscow, Russia
- 8: Also at Joint Institute for Nuclear Research, Dubna, Russia
- 9: Also at Helwan University, Cairo, Egypt
- 10: Now at Zewail City of Science and Technology, Zewail, Egypt
- 11: Now at British University in Egypt, Cairo, Egypt
- 12: Now at Cairo University, Cairo, Egypt
- 13: Also at Department of Physics; King Abdulaziz University, Jeddah, Saudi Arabia
- 14: Also at Université de Haute Alsace, Mulhouse, France
- 15: Also at Skobeltsyn Institute of Nuclear Physics; Lomonosov Moscow State University, Moscow, Russia
- 16: Also at Tbilisi State University, Tbilisi, Georgia
- 17: Also at CERN; European Organization for Nuclear Research, Geneva, Switzerland
- 18: Also at RWTH Aachen University; III. Physikalisches Institut A, Aachen, Germany
- 19: Also at University of Hamburg, Hamburg, Germany
- 20: Also at Brandenburg University of Technology, Cottbus, Germany
- 21: Also at MTA-ELTE Lendület CMS Particle and Nuclear Physics Group; Eötvös Loránd University, Budapest, Hungary
- 22: Also at Institute of Nuclear Research ATOMKI, Debrecen, Hungary
- 23: Also at Institute of Physics; University of Debrecen, Debrecen, Hungary
- 24: Also at Indian Institute of Technology Bhubaneswar, Bhubaneswar, India
- 25: Also at Institute of Physics, Bhubaneswar, India
- 26: Also at Shoolini University, Solan, India
- 27: Also at University of Visva-Bharati, Santiniketan, India
- 28: Also at University of Ruhuna, Matara, Sri Lanka
- 29: Also at Isfahan University of Technology, Isfahan, Iran
- 30: Also at Yazd University, Yazd, Iran
- 31: Also at Plasma Physics Research Center; Science and Research Branch; Islamic Azad University, Tehran, Iran
- 32: Also at Università degli Studi di Siena, Siena, Italy
- 33: Also at INFN Sezione di Milano-Bicocca; Università di Milano-Bicocca, Milano, Italy
- 34: Also at International Islamic University of Malaysia, Kuala Lumpur, Malaysia
- 35: Also at Malaysian Nuclear Agency; MOSTI, Kajang, Malaysia
- 36: Also at Consejo Nacional de Ciencia y Tecnología, Mexico city, Mexico
- 37: Also at Warsaw University of Technology; Institute of Electronic Systems, Warsaw, Poland
- 38: Also at Institute for Nuclear Research, Moscow, Russia
- 39: Now at National Research Nuclear University 'Moscow Engineering Physics Institute' (MEPhI), Moscow, Russia
- 40: Also at St. Petersburg State Polytechnical University, St. Petersburg, Russia
- 41: Also at University of Florida, Gainesville, USA
- 42: Also at P.N. Lebedev Physical Institute, Moscow, Russia
- 43: Also at California Institute of Technology, Pasadena, USA
- 44: Also at Budker Institute of Nuclear Physics, Novosibirsk, Russia
- 45: Also at Faculty of Physics; University of Belgrade, Belgrade, Serbia
- 46: Also at INFN Sezione di Pavia; Università di Pavia, Pavia, Italy
- 47: Also at University of Belgrade; Faculty of Physics and Vinca Institute of Nuclear Sciences, Belgrade, Serbia
- 48: Also at Scuola Normale e Sezione dell'INFN, Pisa, Italy
- 49: Also at National and Kapodistrian University of Athens, Athens, Greece
- 50: Also at Riga Technical University, Riga, Latvia
- 51: Also at Universität Zürich, Zurich, Switzerland
- 52: Also at Stefan Meyer Institute for Subatomic Physics (SMI), Vienna, Austria
- 53: Also at Istanbul Aydin University, Istanbul, Turkey
- 54: Also at Mersin University, Mersin, Turkey

- 55: Also at Piri Reis University, Istanbul, Turkey
56: Also at Gaziosmanpasa University, Tokat, Turkey
57: Also at Adiyaman University, Adiyaman, Turkey
58: Also at Izmir Institute of Technology, Izmir, Turkey
59: Also at Necmettin Erbakan University, Konya, Turkey
60: Also at Marmara University, Istanbul, Turkey
61: Also at Kafkas University, Kars, Turkey
62: Also at Istanbul Bilgi University, Istanbul, Turkey
63: Also at Rutherford Appleton Laboratory, Didcot, United Kingdom
64: Also at School of Physics and Astronomy; University of Southampton, Southampton, United Kingdom
65: Also at Monash University; Faculty of Science, Clayton, Australia
66: Also at Instituto de Astrofísica de Canarias, La Laguna, Spain
67: Also at Bethel University, ST. PAUL, USA
68: Also at Utah Valley University, Orem, USA
69: Also at Purdue University, West Lafayette, USA
70: Also at Beykent University, Istanbul, Turkey
71: Also at Bingol University, Bingol, Turkey
72: Also at Erzincan University, Erzincan, Turkey
73: Also at Sinop University, Sinop, Turkey
74: Also at Mimar Sinan University; Istanbul, Istanbul, Turkey
75: Also at Texas A&M University at Qatar, Doha, Qatar
76: Also at Kyungpook National University, Daegu, Korea