



Bulletin de méthodologie sociologique

Bulletin of sociological methodology

100 | 2008
October

Analyses of a Quarter of Century of Publishing at the *BMS*

Karl M. van Meter



Electronic version

URL: <http://journals.openedition.org/bms/3652>

ISSN: 2070-2779

Publisher

Association internationale de méthodologie sociologique

Printed version

Date of publication: 1 October 2008

Number of pages: 6-15

ISSN: 0759-1063

Electronic reference

Karl M. van Meter, « Analyses of a Quarter of Century of Publishing at the *BMS* », *Bulletin de méthodologie sociologique* [Online], 100 | 2008, Online since 01 October 2011, connection on 20 April 2019. URL : <http://journals.openedition.org/bms/3652>

This text was automatically generated on 20 April 2019.

© BMS


Analyses of a Quarter of Century of Publishing at the BMS

Karl M. van Meter

The *BMS* Since 1983 and Its First Decade

- 1 The first issue of the *BMS* was published in October 1983, 25 years ago (see Figure 1), and almost immediately became a bilingual English-French quarterly scientific journal. The present issue of the *BMS* is the number 100 issue.
- 2 In January 1985, in the number 5 issue, the *BMS* published the first presentation of the Research Committee “Logic and Methodology” (RC33) of the International Sociological Association (ISA) (RC33, 1985), with the following sections: “Association Internationale de Sociologie”, “XI World Congress of Sociology”, “Report from the President of RC33, Dr. David J. Jackson”, “Call for papers for sessions of the Research Committee on Logic and Methodology – RC33”, and a report on the 3-5 October 1984 conference in Amsterdam of RC33 and the Dutch Psychometric Society (van Meter, 1985). That material constituted the first issue of the *RC33 Newsletter*, which the *BMS* has continued to publish twice a year. The Amsterdam conference became known as the first of a series of international RC33 conferences. The seventh such RC33 conference just took place in Naples on 1-5 September 2008 and the *RC33 Newsletter* in this issue includes several session reports concerning that rather successful international conference.

Figure 1: Cover of the BMS, number 1, October 1983



- 3 In December 1993, the *BMS* finished its first decade of publishing and, in that number 41 issue, published in its “Brochures/Reviews/Reports” section (pp. 62-91) the full tables of contents of the *BMS* from issue 1 (October 1983) to issue 40 (September 1993). Those tables of contents were followed by an alphabetic index of authors of research articles (pp. 92-94) and an alphabetic index of the titles of research articles (pp. 94-98). An index of key words existed at the time, but was too long and too cumbersome to be published on paper. At the time, there was no attempt to to analyze this material, even with simple cross-tabulations of the most frequently occurring key words.

The *BMS* in 2004 and Its Second Decade

- 4 Ten years later, in January 2004 more precisely, the *BMS* finished its second decade of publishing and issue number 81 included the complete list of tables of contents, the author index and the article-title index for all research articles published in issues 40 to 80. But this time, the *BMS* used its methodological expertise to analyze the contents of the journal (van Meter, Cibois and de Saint Léger, 2004; see also <http://bms.revues.org/index1141.html>). Tridex factorial correspondence analysis and Calliope co-occurrence of key word analysis were used to analyze the data base consisting of all key words characterizing each research article or ongoing research report published by the *BMS* from December 1993 to October 2003.
- 5 The bidimensional factorial correspondence analysis diagram that Philippe Cibois produced (see Figure 2) showed a first or horizontal axis extending from the left, with “Chi-Square”, “Interviewing”, “Sampling”, etc. to the right where you find “Validity”, “Comparative”, “Collection”, etc. This seemed to be a “methods” axis going from more

- 8 The “Social Science” class shows the importance of the ISA Research Committee 33 (RC33) and its October 2000 conference in Cologne (BMS, 2000; van Meter, 2003). Not only was the Cologne conference reviewed extensively in the *BMS*, as the recent Naples RC33 conference is in this issue of the *BMS*, it was also the source of several articles published in the *BMS*. This central sociological methodology class, which appears to be thematic, is complemented by a more geographic but international class centered around the term France but including Germany, Great Britain and the Netherlands, all countries where RC33 is well-represented and producing sociological methodology articles published in the *BMS*. It is interesting to note that a specific type of sociological methodology is also associated with these four countries: social network analysis. Indeed, these four countries are active in that field and several have hosted one of the international “Sunbelt” social network conferences.

The *BMS* in 2008 and a Quarter of a Century Publishing

- 9 This year, the *BMS* not only celebrates a quarter of a century of publishing but also its membership in Revues.org (visit <http://bms.revues.org>). At Revues.org, *BMS* has a three-year “moveable barrier” which means all research articles and ongoing research notes are free and fully available on the Web three years after their initial publication in the *BMS*. However, for all *BMS* issues, the titles, author names, abstracts and key words are fully available and the titles, author names and key words are indexed in both English and French. Although the entire series of the *BMS* articles is not yet been published on Revues.org, it should be in the not-too-distant future.

Figure 3a: Strategic Diagram of *BMS* 1993-2003 *BMS* research articles

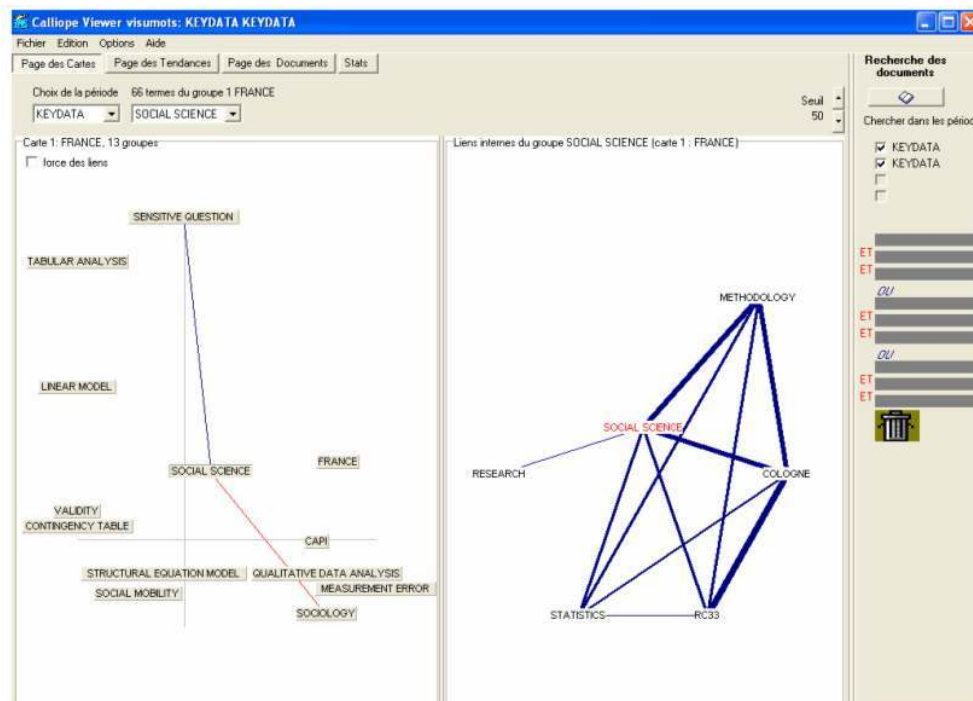
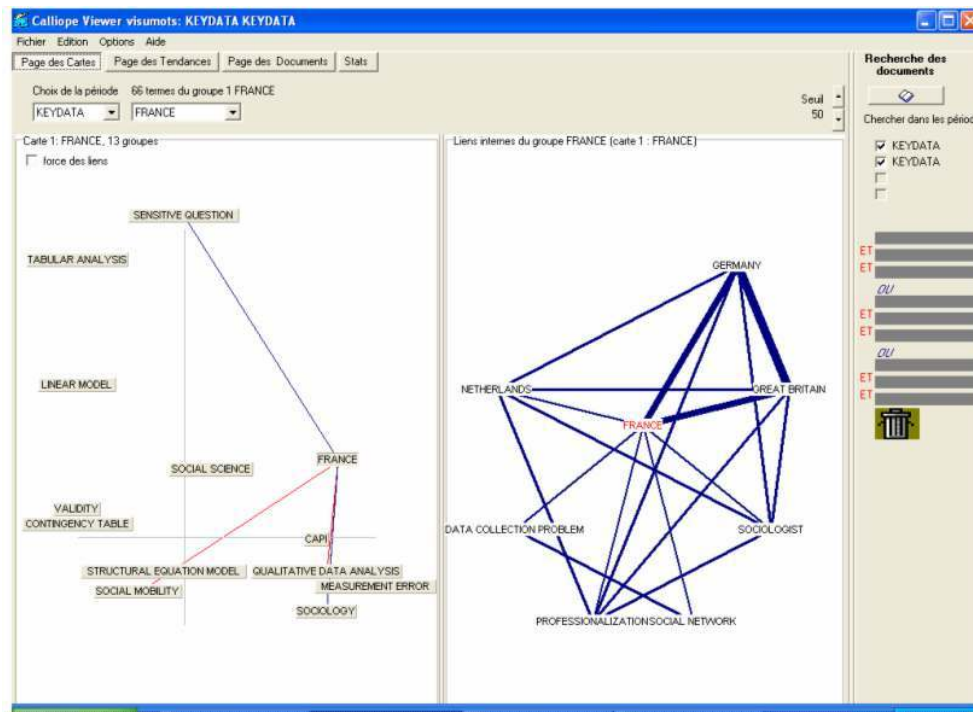


Figure 3b: Strategic Diagram of *BMS* 1993-2003 *BMS* research articles

- 10 The three types of indexes are among the many Web-based tools made available by Revues.org to search through the collection of *BMS* articles. Like most Web-based tools, the searches can only be univariate and not multivariate cross-tabulations, but Google-type searches can use several terms at a time. But this remains short of Boolean searches or a full multivariate analysis of the contents of *BMS* research articles. For that purpose, we have constituted a complete collection in English and French of all *BMS* research articles and ongoing research reports from issue 1 to issue 99. That collection has been divided into ten different files: BMSAbs1-9, BMSAbs10-19, BMSAbs20-29, BMSAbs30-39, BMSAbs40-49, BMSAbs50-59, BMSAbs60-69, BMSAbs70-79, BMSAbs80-89 and BMSAbs90-99. These files should soon be available on the *BMS* Web site at the Ecole Normale Supérieure in Paris: <http://www.cmh.pro.ens.fr/bms/Welcome.htm>
- 11 Using these files, the abstracts and key words in French were extracted and divided into three corpora: articles from 1983 to 1993, articles from 1994 to 2000, and articles from 2001 to 2008. These three files were used by Mathilde de Saint Léger to perform an analysis by Calliope presented in this issue in her article "Comment ont évolué les thématiques des 99 premiers numéros de *BMS*? Analyse à l'aide de logiciel de fouille de texte". Gérard Boudesseul used the same three files to perform a correspondance analysis and both an ascending and a descending classification analysis.

BMS 1983-2008 as Seen by Calliope

- 12 Calliope produced a strategic diagram for each of the three periods. The dense and central first quadrant of these diagrams included the clusters: "Qualité donnée" (data quality), "Entreprise" (businesses), and "Enquête" (surveys) for the first period; "Questionnaire", "Grande-Bretagne" (Great Britain), and "Qualitatif" (qualitative) for the

second period; and "Corpus", "Enquête", "Statistique" (statistics), and "Individu" (individuals) for the third period.

- 13 We can summarize these results by saying that "Questionnaire" swallowed "Qualité donnée" and added cognitif pre-testing during the second period. "Grande-Bretagne" is largely a geographic thematic cluster (France, Germany and Europe), similar to that seen above (de Saint Léger and van Meter, 2006), and "Qualitatif" is, of course, a cluster associated with "qualitative" sociologie. In the third period, "Enquête" is a continuation of "Questionnaire" and "Statistique" a continuation of "Qualité donnée". With decreasing maximum values for density, the thematic clusters experience a relative loss of internal coherence, which may be the counterpart of increasing interconnectivity. With this development, and the example of the thematic evolution of "Qualité donnée" toward "Statistique", de Saint Léger presents a hypothesis: sociological methodologies were clearly delimited in the early 1980 but, with the increased use of computers, these methodologies became increasingly interconnected. "Thus the themes centered around 'Qualité donnée' in 1983-1992 can be considered included in the more global framework of 'Statistique' during 2001-2008." In a similar vein, the cluster "Individu" in the third period recovers some of the themes of the cluster "Qualitatif" in the second period.
- 14 To support her hypothesis, de Saint Léger also cites the increasing maximum centrality values since this corresponds with the increasing interconnectivity and openness of specific methodologies. Also, the "emerging" terms show the increasing importance of computer tools and the objects of study, relative to particular methodologies. Inversely, the "declining" terms show the decreasing presence of particular methodologies and data collection, relative to the objects of study. De Saint Léger ends by asking: Can one say that the various methodologies are clearly delimited? Is that evolution due at least in part to the development of computer tools?
- 15 In summary, with Calliope, one can see continuity in the major thematic concentration on both formalized survey research and its associated statistical analysis (traditionally labeled "quantitative" sociology) and indepth interviews and text-based research and analysis (traditionally labeled "qualitative" sociology). These themes are systematically found in the dense and central first quadrant, and regularly change their relative positions and importance in relation to each other. They in no way can be construed to be "poles" or "opposites", but are mutually associated central themes evolving together over time.

BMS 1983-2008 as Seen by Classification Analyses & Correspondance Analysis

- 16 In this issue of the *BMS*, Gérard Boudesseul, in "Un quart de siècle de méthodologie - L'émergence du longitudinal, des réseaux et de la statistique textuelle", like Mathilde de Saint Léger, uses the titles, abstracts and key words (in French) of the 318 articles in the *BMS*, issues 1 to 99, as a corpus for analysis. Boudesseul uses hierarchically ascending and descending classification programs and also a factorial correspondence analysis program. With the results of these three methods, he describes in detail five major thematic classes: *Survey Situation*, *Longitudinal Analysis*, *Social Network Analysis*, *Theoretical Debate* and *Textual Analysis*. The interrelationship between these five classes is described and their evolution over time is examined.

- 17 According to Boudesseul, “two research traditions seem to be relatively atemporal and therefore constitute an integral aspect of sociology and the methods debates that extend throughout it. One is the methodological precautions to be taken during the crucial moment of data collection. The other is the debate concerning paradigms, neighboring disciplines and epistemology. A second major result is that there are three particularly important thematic currents in the *BMS*, each with its own particular time period: longitudinal analysis and its associated categories, particularly memory, recall and retrospective data; social network analysis with its specialized and formalized vocabulary of graphs, nodes and links; and finally textual statistics which try to reconcile the reasonable use of numerical tools and borrowed material from semantics, and linguistics in general.”
- 18 In short, identifying survey methodology, social networks and textual statistics as major continuous and evolving themes of *BMS* research articles reinforces our previous statement that these themes “in no way can be construed to be ‘poles’ or ‘opposites’, but are mutually associated central themes evolving together over time.” Quite clearly, Boudesseul’s Survey Situation class corresponds with de Saint Léger’s Survey (first period), Questionnaire (second period) and Survey again (third period). Boudesseul’s Textual Analysis corresponds very closely with de Saint Léger’s Qualitative (second period) and Corpus (third period). And social networks has systematically been a key member of dominant clusters in de Saint Léger’s results over the three periods, even if it has not been a dominant cluster by itself.
- 19 As for the dispersed and “atemporal” nature of Boudesseul’s Theory Debate, it is surely a reflection of *BMS* editorial policy in that the *BMS* doesn’t accept “theoretical” articles which do not have an application included in the article. This means that “theory” is always associated with some other topic associated with an application and a method.
- 20 In summary, four different methods of textual analysis arrive at surprisingly similar results concerning both the thematic content and evolution over time of *BMS* research articles and research reports. These results can of course be developed further and readers wishing to do so can find the complete corpus on the *BMS* Web site.

BIBLIOGRAPHY

Bulletin de Méthodologie Sociologique (2000), Special Issue – RC33 Cologne 2000 Social Science Methodology Conference, n. 68, October.

Mathilde de Saint Léger and Karl M. van Meter (2006), L’apport de la scientométrie et la méthode des mots associés, in Didier Demazière, Claire Brossaud, Patrick Trabal and Karl M. van Meter (editors), *Analyses textuelles en sociologie – Logiciels, méthodes, usages*, Presses Universitaires de Rennes, Rennes, pp. 119-146.

RC33 (1985), “Association Internationale de Sociologie”, “XI World Congress of Sociology”, “Report from the President of RC33, Dr. David J. Jackson”, and “Call for papers for sessions of the Research Committee on Logic and Methodology – RC33”, *BMS*, n. 5, pp. 9-24, January.

Karl M. van Meter (1985), "Première conférence internationale sur la recherche méthodologique en sociologie dans l'hémisphère est", *BMS*, n. 5, pp. 31-33, January.

Karl M. van Meter (2003), Second RC33 Cologne 2000 Social Science Methodology Conference Report, *Bulletin de Méthodologie Sociologique*, n. 78, pp. 31-58, April.

Karl M. van Meter, Philippe Cibois and Mathilde de Saint Léger (2004), "Correspondence & Co-Word Analysis of Ten Years of *BMS* Articles (1993-2003)", *BMS*, n. 81, pp. 48-65, January.

ABSTRACTS

The *BMS* started publishing in October 1983 and, one hundred issues later, we look at previous attempts to analyze the content the journal's research articles. With this issue, we analyze all the research articles and ongoing research reports published in issue 1 to issue 99 with four different methods: Calliope co-occurrence of key word analysis; a descending (Alceste) and an ascending hierarchical classification analysis; and Trideux correspondence analysis. The results of these four analyses – published in this issue of the *BMS* – are commented and compared between themselves, and compared with the previous analyses of *BMS* content.

Analyses d'un quart de siècle de publication au BMS: Le *BMS* a commencé à publier en octobre 1983 et, cent numéros plus tard, nous examinons les tentatives précédentes d'analyser le contenu du contenu des articles de recherche du journal. Dans ce numéro, nous analysons tous les articles de recherche et les rapports de recherche en cours publiés du numéro 1 au numéro 99 avec quatre méthodes différentes : une analyse par co-occurrence de mots clefs avec Calliope ; une classification hiérarchique ascendante et une descendante (Alceste) ; et une analyse factorielle des correspondances, Trideux. Les résultats de ces quatre analyses – publiés dans ce numéro du *BMS* – sont commentés et comparés entre eux, et aussi comparés avec les analyses précédentes du contenu du *BMS*.

INDEX

Mots-clés: Alceste, Analyse de la littérature scientifique, Analyse thématique du contenu, Bibliométrie, BMS, Calliope, Trideux

Keywords: Analysis of Scientific Literature, Bibliometrics, Thematic Content Analysis

AUTHOR

KARL M. VAN METER

CMH-CNRS-ENS-EHESS, karl.vanmeter@ens.fr