

Jul 26th, 1:15 PM - 2:15 PM

## Using HyperDocs to Promote Creativity and Student Agency

Michelle Gillikin

Mary Voss

*Virginia Beach City Public Schools*

Follow this and additional works at: <https://digitalcommons.longwood.edu/sli>

---

Gillikin, Michelle and Voss, Mary, "Using HyperDocs to Promote Creativity and Student Agency" (2019). *Summer Literacy Institute*. 15.

<https://digitalcommons.longwood.edu/sli/2019/friday/15>

This Event is brought to you for free and open access by the University Events and Conferences at Digital Commons @ Longwood University. It has been accepted for inclusion in Summer Literacy Institute by an authorized administrator of Digital Commons @ Longwood University. For more information, please contact [hamiltonma@longwood.edu](mailto:hamiltonma@longwood.edu), [alwinehd@longwood.edu](mailto:alwinehd@longwood.edu).



# **Entrance Ticket:**

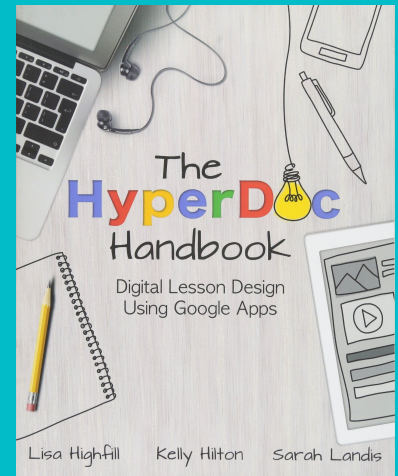
**Please respond to the question on  
the banner before we begin  
today's session.**





# Using Hyper Docs To Promote Creativity and Student Agency

Longwood University  
Summer Literacy Institute  
July 2019





We are...

Michelle Gillikin  
Elementary Literacy Support Specialist  
Chesterfield County Public Schools

[michelle\\_gillikin@ccpsnet.net](mailto:michelle_gillikin@ccpsnet.net)

@MrsG\_ReadwMe

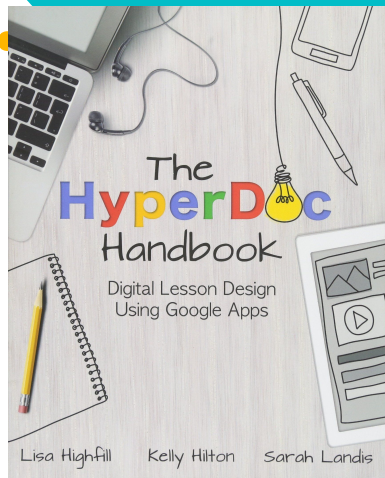
Mary Voss  
Early Childhood Special Education Teacher  
Virginia Beach City Public Schools

[mary.voss@vbschools.com](mailto:mary.voss@vbschools.com)

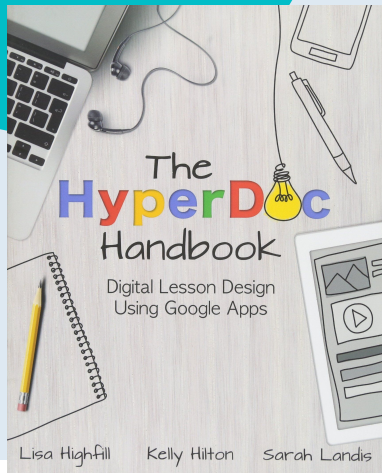


# Session Goals

- ★ Deepen our understanding of Hyper Docs.
- ★ Understand the “why”.
- ★ Share ideas for how to use Hyper Docs in our classrooms.



# What is a HyperDoc?

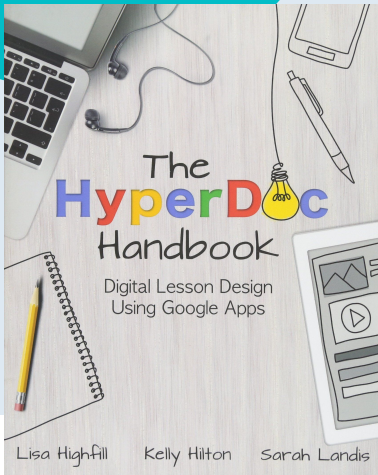


- ★ The ultimate change-agent in the blended learning classroom.
- ★ A transformative, interactive Google document.
- ★ A replacement for the standard worksheet method of delivering instruction.
- ★ Digital lesson design and delivery of instruction.

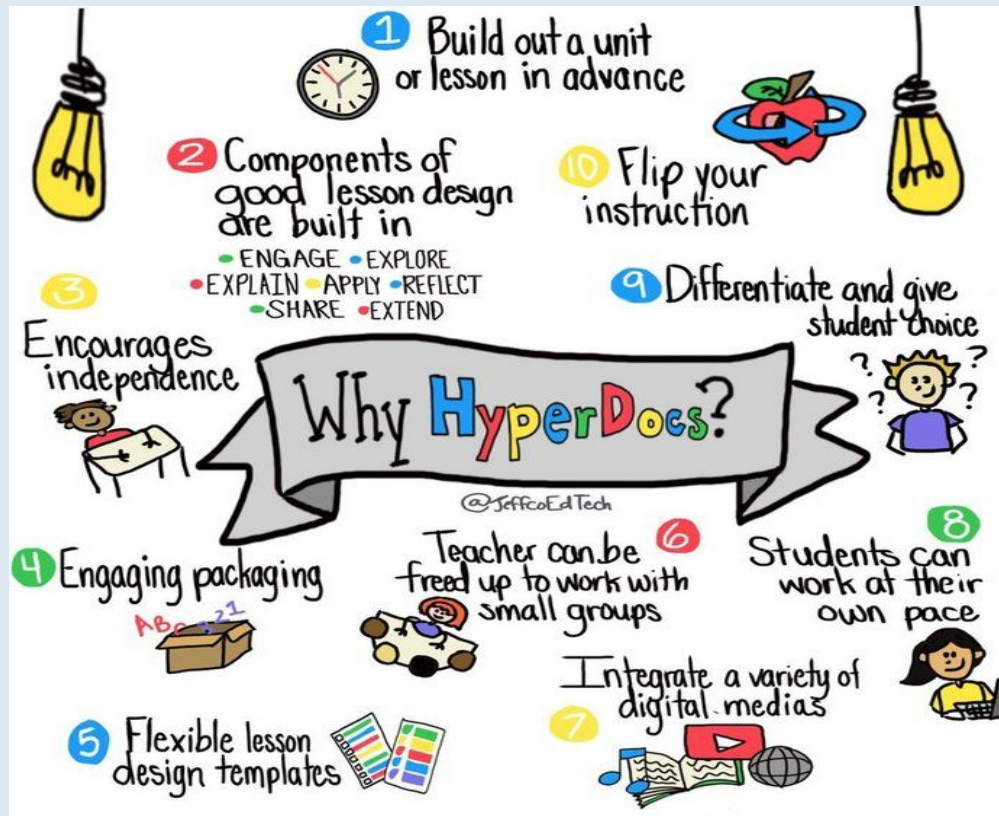
# Why use HyperDocs?



- ★ Make personalized learning possible.
- ★ Promote student-driven, inquiry-based learning.
- ★ Allow for flexible grouping.
- ★ Maximize class time and eliminate the “one hand at a time” discussion.
- ★ Package all elements of blended learning in an accessible, organized manner.
- ★ Cultivate a classroom of creators not just consumers of information.



# Why use HyperDocs?







Our  
HyperDoc  
Work In  
Progress


Identity and Agency: Learning About  
Myself as a Reader and Writer

Theme: Differences

SEL: Celebrating My Identity

Content Connection:

Social Studies - Citizenship and  
Diversity





Let's Look at Each Component of  
Our HyperDoc

[HyperDoc Component](#)  
[Explanation](#)





Engage



**Capture Attention**  
**Inspire Curiosity**  
**Build Excitement**

### **Engage Tool: YouTube - Both examples**

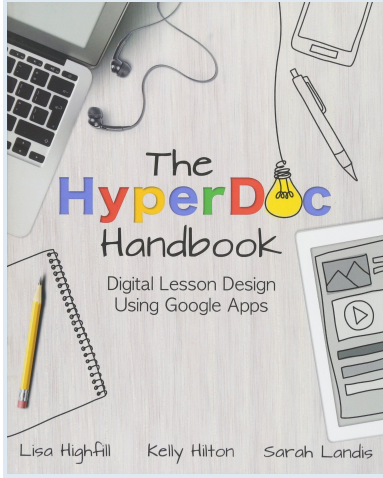
YouTube is an incredible sharing platform for video and multimedia. Videos can engage students in learning by introducing an idea or concept and promoting curiosity and questioning while building the student's background knowledge of the topic.





Capture Attention  
Inspire Curiosity  
Build Excitement

Additional Engage Tools:  
Podcasts  
Images / Image Floods  
Memes  
Quotes





Explore



## Promote Thought Ignite Curiosity

### Engage Tool: ThingLink - Grade 3 Example

A perfect web tool for building background knowledge through exploration. This website allows you to upload an image and then add “hot spots”, which are areas that a viewer clicks to learn more information. Ss choose the order in which they explore the content , inspiring curiosity and developing their inquiry-based learning skills.

### Engage Tool: FlipGrid - PreK-Grade 1 Example

A social learning platform that allows teachers to ask a question, then the students respond in a video. Students are then able to respond to one another, creating a web of discussion.

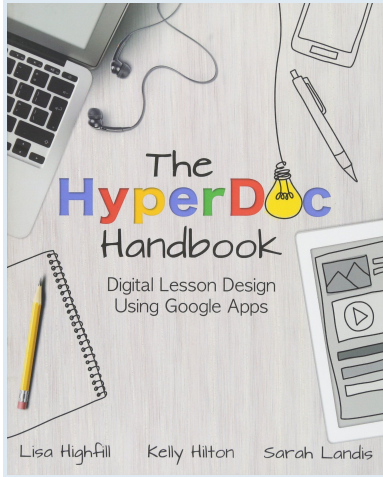




# Promote Thought Ignite Curiosity

## Additional Engage Tools:

- Multimedia Text Sets
- YouTube Playlists
- Google My Maps







Explain



Teacher as “Guide on the Side”  
Embed Direct Instruction so Ss can access it again  
and again

**ExplainTool:** Division Resources - Both examples





## Teacher as “Guide on the Side”

Embed Direct Instruction so Ss can access it again and again

### Additional Explain Tools:

Google Slides Book

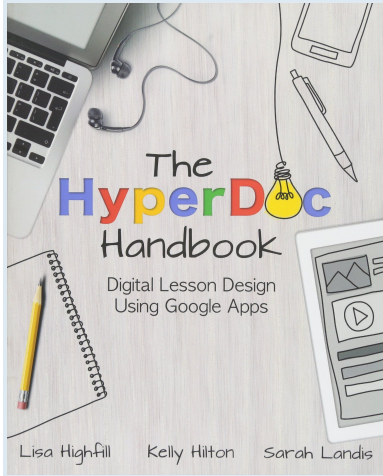
Google Docs & Chrome Extensions

Video Instruction

Tween Tribune (TweenTribune.com)

YouTube Playlists

EDpuzzle





Apply



## Ss Create Learning Foster Independent, Critical Thinkers

Apply Tool: Division Performance Assessment  
- Gr. 3 example

Apply Tool: Traditional Center Activities -PreK-Grade 1 example  
**SeeSaw**

Gives students a place to document their learning,  
be creative, and learn how to use technology

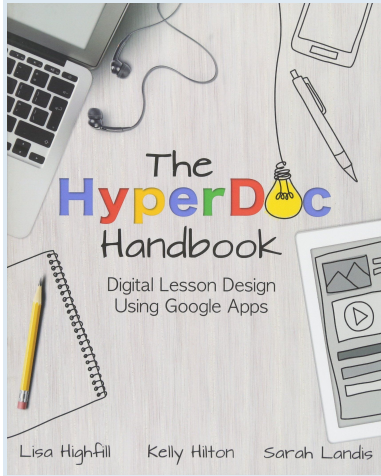




# So Create Learning Foster Independent, Critical Thinkers

Additional Apply Tools:  
Google Story Builder  
PowToon

Show-What-You-Know Bingo  
Storybird (Storybird.com)





Extend



## Continue Creating Further Learning

### Extend Tool: Wonderopolis (Wonderopolis.org) - Grade 3 example

An engaging, relevant, and meaningful website that encourages creativity. This educational resource updates daily, keeping students on topic, engaged in exploring a subject, and wondering (and learning).

### Extend Tool: YouTube - PreK-Grade 1 example

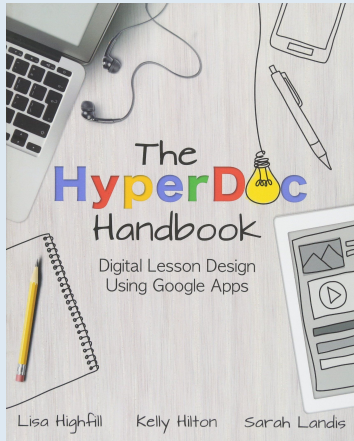






# Continue Creating Further Learning

Additional Extend Tools:  
Online Games  
Google Blogger  
Canva





Grade 3 HyperDoc Example

<http://bit.ly/longwoodsl19>

PreK-Gr. 1 HyperDoc Example

TIME TO EXPLORE!





## Resources Used in this Presentation:

The HyperDoc Handbook Digital Lesson Design Using Google Apps  
Lisa Highfill, Kelly Hilton, & Sarah Landis, Ed Tech Team Press, 2016

Chapter 6, Power Up for Connected Learning: Foster Inquiry Across the Curriculum, Amplify Digital Teaching and Learning in the K-6 Classroom by Katie Muhtaris & Kristin Ziemke, Heinemann, 2015

[HyperDocs.co](http://HyperDocs.co)

[Teachers Give Teachers](http://TeachersGiveTeachers.com) @TsGiveTs

[Epic!](http://Epic.com)

Twitter Search: #HyperDocs





Resources Related to Use of Technology in Early Childhood

[Position Paper - NAEYC - Technology and Media](#)

[Padlet Wall - HyperDocs for Littles](#)

[Google Slides HyperDocs for Littles - Make and Take](#)





Questions???



Thank you and  
have a great rest  
of your summer!



# **Exit Ticket:**

**Please respond to the question on  
the banner before you leave  
today's session.**

