

Role of vanadium and pyridine in heteropolycompounds for selective oxidation of alcohols with hydrogen peroxide

VALERIA PALERMO^a, PAULA I VILLABRILLE^{a,b}, PATRICIA G VÁZQUEZ^a,
CARMEN V CÁCERES^a, PIETRO TUNDO^c and GUSTAVO P ROMANELLI^{a,b,*}

^aCentro de Investigación y Desarrollo en Ciencias Aplicadas “Dr. Jorge J. Ronco” (CINDECA),
Departamento de Química, Facultad de Ciencias Exactas, Universidad Nacional de La Plata-CCT-CONICET,
Calle 47 Nro 257, B1900AJK La Plata, Argentina

^bFacultad de Ciencias Agrarias y Forestales, Universidad Nacional de La Plata. Calles 60 y 119 s/n,
B1904AAN La Plata, Argentina

^cDepartment of Environmental Science, Cà Foscari University, Dorsoduro 2137, 30123 Venice, Italy
e-mail: gpr@quimica.unlp.edu.ar

MS received 22 April 2013; revised 27 August 2013; accepted 30 August 2013

Abstract. This study describes the application of heteropolyacids $H_3PMO_{12}O_{40}$, $H_4SiMO_{12}O_{40}$, $H_4PMO_{11}VO_{40}$, $H_5PMO_{10}V_2O_{40}$, $H_9PMO_6V_6O_{40}$, and a hybrid pyridine-modified heteropolyacid with Keggin structure for selective oxidation of alcohols to ketones or aldehydes using aqueous hydrogen peroxide and acetonitrile as solvent. Performance of these different catalysts in 1-phenylethanol oxidation was studied. Influence of reaction temperature, amount of catalyst and hydrogen peroxide and reaction time on the yield of acetophenone was investigated to obtain optimal reaction conditions. Oxidation ability of the catalyst depended on the number of vanadium atoms present in the Keggin ion and to a lesser extent on pyridine substitution in the Keggin secondary structure. In order to explore the applicability of the method for selective oxidation of alcohols to ketones or aldehydes, various alcohols were investigated according to the general procedure using hybrid pyridine-modified heteropolyacid.

Keywords. Oxidation reaction; alcohol oxidation; vanadium-substituted heteropolyacids; pyridinium heteropolyacid salt.

1. Introduction

Selective oxidation of organic substrates is an important transformation in organic synthesis and several methods are known for this particular conversion.¹ Aldehydes and ketones are essential intermediates for many drugs, vitamins, fragrances and food additives, and as intermediates in organic syntheses such as Aldol, Michael, Cannizaro and Perkins reactions.²

Several methods are reported in literature for the selective oxidation of alcohols and this transformation is of great significance to the synthetic organic community.¹ Classical methodologies for this transformation use conventional mineral oxidants in stoichiometric amounts.^{3,4}

The described method generates considerable amount of inorganic waste and is not environmentally attractive. Consequently, one of the preferred solutions is to use hydrogen peroxide as an oxygen donor in

catalytic oxygen transfer reactions. The use of aqueous hydrogen peroxide as an oxidant is very attractive, since it is environmentally friendly and easy to handle.⁵ A variety of different catalytic systems for the hydrogen peroxide-promoted oxidation of alcohols have been developed, e.g., tungsten-based polyoxometalate catalyst,^{6,7} Lewis acid iron aluminum chloride,⁸ dinuclear Mn (IV) complexes,⁹ metal–organic gel-based on Fe(III)¹⁰ and $CuCl_2$ bifunctional ionic liquid.¹¹ Recently, Maity *et al.* described an efficient aqueous system to perform selective oxidation of primary and secondary alcohols using platinum nanoparticules as catalyst.¹²

On the other hand, the design of a new catalyst which gives excellent conversion with maximum selectivity for organic transformation is one of the challenges in the field of catalysis. In well-known that materials based on vanadium are excellent catalysts in different oxidation procedures. Among the various transition metals, vanadium, an early member of the 3d transition metal series, exists on the surface of the earth more abundantly and vanadium-base oxidant are effectively used

*For correspondence

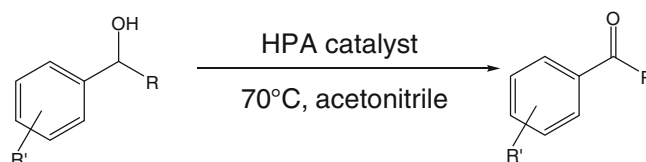
for various oxidation reactions such as methanol oxidation, carbon monoxide oxidation, partial oxidation of hydrocarbons and many organic transformations.¹³ For example, a recent report by Gopinath and co-workers describes the use of nanocrystalline $Ti_{1-x}V_xO_2$ as efficient catalyst in the oxidative dehydrogenation of ethyl benzene, using oxygen as friendly oxidant.¹⁴

Heteropolyacids (HPAs) are transition metal-oxygen anion clusters that exhibit a wide range of molecular sizes, compositions and architectures.¹⁵ There is an increasing interest in the area of heteropolycompound-induced organic transformations. HPAs have been used in a variety of acid-catalysed reactions such as esterification, etherification, olefin hydration and dehydration of alcohols and are also attractive as catalysts for oxidation processes.¹⁶ Recently, we have applied the use of Keggin HPAs in a wide range of processes, i.e., preparation of heterocycles,^{17,18} protection/deprotection of organic functional groups^{19,20} and oxidation processes, as well as substituted phenol, alcohol and amine oxidation, and the selective oxidation of sulphides to sulphoxides and sulphones.²¹⁻²⁴

Vanadium-incorporated molybdophosphoric acid catalysts show unique catalytic features for oxidations due to their bifunctional character, which arises because of the redox nature of vanadium and the oxidation/acidic character of molybdophosphoric acid catalysts by replacing Mo atoms with corresponding V atoms.²⁵ Several researchers have investigated vanadium-incorporated molybdophosphoric acid catalysts by replacing 1, 2 and 3 molybdenum atoms with corresponding number of vanadium atoms. Acidic, redox and thermal stability properties of vanadium catalysts are influenced by the degree of vanadium substitution.²⁵ In solutions, reduction potentials of heteropolyanions containing Mo and V are high as these ions are easily reduced. Oxidative ability decreases generally in the order: V- > Mo- > W-containing heteropolyanions, which means that vanadium-containing heteropoly compounds are the strongest oxidants.²⁶

As reported by Song *et al.*,¹⁵ metal substitution may occur by modifying the energy and composition of the lowest unoccupied molecular orbital (LUMO) and consequently its redox properties. Substitution of vanadium ions in the molybdenum framework stabilizes the LUMOs because these orbitals derive in part from vanadium d-orbitals, which have been assumed to be more stable than those of molybdenum and tungsten.

These heteropolycompounds have recently been studied due to their importance in catalytic oxidation reactions, for example, hydroxylation of benzene, oxidation of toluene, nitrobenzene and norbornene using aqueous hydrogen peroxide,²⁷ benzyl alcohol



Scheme 1. Catalytic oxidation of benzylic alcohols in liquid phase.

oxidation,²⁵ oxidation of benzoin to benzyls, aldehydes and esters by dioxygen,²⁸ and liquid-phase oxidation of methane with hydrogen peroxide.²⁹ Recently, Leng and co-workers³⁰ reported the use of a pyridine-modified molybdovanadophosphate hybrid catalyst for direct hydroxylation of benzene by hydrogen peroxide in acetic acid and acetonitrile mixed solvent. They demonstrated that substituted vanadium atoms in HPAs are essentially active sites with high performance for hydroxylation of benzene to phenol.

In this study, vanadium-substituted HPAs were prepared. The $H_4PMo_{11}VO_{40}$ was transferred to pyridinium salt to get the hybrid material $HPyH_3PMo_{11}VO_{40}$. Then, we used these catalysts for the liquid-phase selective oxidation of alcohols with 35% (w/v) aqueous hydrogen peroxide (H_2O_2) in acetonitrile as solvent at 70°C (scheme 1).

2. Experimental

2.1 Catalytic preparation

Commercially available $H_3PMo_{12}O_{40}$ (PMo_{12}) and $H_4SiM_{12}O_{40}$ ($SiMo_{12}$) were purchased from Aldrich. HPAs containing vanadium in the Keggin primary structure [$H_4PMo_{11}VO_{40}(PMo_{11}V)$, $H_5PMo_{10}V_2O_{40}(PMo_{10}V_2)$ and $H_9PMo_6V_6(PMo_6V_6)$] were prepared and fully characterized according to the procedure already published in the literature.²⁶ Then, starting from $PMo_{11}V$, a pyridinium salt, $HPyH_3PMo_{11}VO_{40}$ ($Py-PMo_{11}V$), was obtained. An ethanolic solution of aniline was added to an ethanolic solution of $PMo_{11}V$. The mixture was stirred at 80°C for 1.5 h. The precipitate was filtered, washed with ethanol and dried at 20°C in vacuum. The resulting fine orange powder was then dissolved in water to recrystallize for further purification.

2.2 Catalytic characterization

2.2a Fourier transform infrared spectroscopy: Thermo Bruker IFS 66 IR equipment was used to obtain the Fourier transform-Infrared (FT-IR) spectra of the solid samples. Samples were run in transmission mode with

a wavenumber resolution of 4 cm^{-1} . The solids were ground and mixed with BrK, previously dried in a stove, and pellets were formed. The measuring range was $400\text{--}4000\text{ cm}^{-1}$. Measurements were made in air and the effect of adsorbed moisture or carbon dioxide was eliminated using air as reference in the measurements.

2.2b Potentiometric titration: An amount of 0.05 mL of 0.1 N *n*-butylamine (Carlo Erba) in acetonitrile (JT Baker) was added to a mass of solid (0.05 g) using acetonitrile as solvent, and stirred for 3 h. Later, the suspension was titrated with the base solution at 0.05 mL/min. Electrode potential variation was measured with an Instrumentalia SRL digital pH meter, using a double junction electrode. This technique enables the evaluation of the total number of acid sites and their acid strength. In order to interpret the results, it is suggested that the initial electrode potential (E) indicates the maximum acid strength of the surface sites, and the values (meq/g solid) where the plateau is reached indicates the total number of acid sites. Acid strength of surface sites can be assigned according to the following ranges: very strong site, $E > 100\text{ mV}$; strong site, $0 < E < 100\text{ mV}$; weak site, $-100 < E < 0\text{ mV}$ and very weak site, $E < -100\text{ mV}$.³¹

2.3 Catalytic test

2.3a 1-Phenylethanol oxidation: In all the reactions, a 25 mL three-necked round-bottomed flask heated at the reaction temperature and connected with a water-jacketed condenser, was used. The reactor was loaded with a mixture of 0.7 mmol of 1-phenylethanol (Aldrich), 5 mL of acetonitrile, 1 mL of aqueous hydrogen peroxide 35% (w/v) (Analquim), *n*-dodecane (Sigma-Aldrich) as internal standard (0.056 g, 0.39 mmol) and 1% mmol of the HPAs with respect to the substrate. The mixture was stirred at 700 rpm.

Samples were withdrawn from the organic phase at different intervals (15, 30, 60, 90 and 120 min). Each sample volume was approximately $20\text{ }\mu\text{L}$ and was diluted with 2 mL of acetonitrile. Concentrations of substrates were calculated with an internal standard method, using a Varian gas chromatography 3400 instrument (Chromopack CP Sil 8 CB, $30\text{ m} \times 0.32\text{ mm}$ ID). Identification of products was performed with gas chromatography-mass spectrometry (GC-MS) (detector HP 5971).

2.3b General procedure for alcohol oxidation: Alcohols were purchased from Aldrich. Alcohol oxidations were performed under vigorous stirring in a glass

reactor at 70°C . Reactions were performed by adding H_2O_2 35% (w/v) in excess to a solution of 0.7 mmol of the corresponding alcohols and the catalyst (1% mmol) in acetonitrile (5 mL). The reaction was followed by thin-layer chromatography (TLC). The reaction mixture was diluted with 20 mL of distilled water and extracted twice with 10 mL of dichloromethane (JT Baker). Extract was dried over anhydrous sodium sulphate. Crude product was purified by column chromatography on silica gel using a mixture of hexane-toluene (1:1) (Cicarelli) as eluent. Products were identified by comparison of the mass spectra of standard samples. Selectivity of reaction was calculated as the molar ratio between the obtained amount of ketone or aldehyde and the total amount of the corresponding alcohols.

2.3c Quadrupole mass spectra of synthesized compounds: Acetophenone: m/z (%) 120 (32), 105 (100), 77 (87), 51 (38), 43 (18); 4-Methylacetophenone: m/z (%) 134 (32), 119 (100), 91 (83), 55 (28), 43 (10), 39 (11); 4-Methoxyacetophenone: m/z (%) 150 (38), 135 (100), 107 (12), 92 (14), 77 (25), 43 (10); 4-Chloroacetophenone: m/z (%) 156 (8), 154 (27), 141 (33), 139 (100), 113 (14), 111 (42), 75 (17), 50 (9), 43 (10); Benzophenone: m/z (%) 182 (42), 105 (100), 77 (60), 51 (23); 4,4'-Dimethylbenzophenone: m/z (%) 210 (33), 195 (17), 119 (100), 91 (43), 76 (28), 39 (10); 4,4'-Dichlorobenzophenone: m/z (%) 254 (4), 253 (3), 252 (23), 251 (5), 250 (40), 215 (10), 131 (33), 129 (100), 75 (22), 50 (6); Benzaldehyde: m/z (%) 106 (92), 105 (89), 77 (100), 51 (50), 50 (28); 4-Chlorobenzaldehyde: m/z (%) 142 (23), 141 (42), 140 (71), 139 (100); 2-Octanone: m/z (%) 128 (6), 113 (4), 85 (7), 71 (19), 58 (86), 43 (100), 29 (87); 2-Decanone: m/z (%) 156 (5), 141 (2), 127 (2), 113 (2), 98 (5), 96 (5), 85 (5), 71 (38), 58 (100), 43 (85), 41 (27); Decanal: m/z (%) 156 (1), 138 (2), 128 (84), 112 (21), 96 (15), 95 (18), 84 (16), 83 (28), 82 (34), 81 (23), 71 (33), 70 (47), 69 (29), 68 (27), 67 (25), 57 (62), 56 (43), 55 (62), 44 (54), 43 (100), 41 (80), 29 (50), 27 (33).

3. Results and discussion

3.1 Catalysis characterization

Vibration spectra of bulk heteropolyacids with Keggin structure are modified as a function of the nature of the elements introduced in their structure. The main changes observed when Mo^{+6} atoms are substituted by V^{+5} atoms in the structure of PMo_{12} are a frequency decrease of the $\text{Mo}=\text{O}_d$ band, and a possible splitting of the $\text{P}-\text{O}_a$ band.²⁶ In the FT-IR spectrum of PMo_{11}V

(figure 1), bands at 1062 and 1081 (P-O_a), 960 (Mo=O_d), 866 ($\text{Mo-O}_b\text{-Mo}$), and 776 ($\text{Mo-O}_c\text{-Mo}$) cm^{-1} were observed. These values, compared with those corresponding to PMo_{12} , agree with the indicated behaviour. Similar changes can be seen for vibrational spectra of $\text{PMo}_{10}\text{V}_2$ and PMo_6V_6 . This indicates that indeed V has been incorporated into the Keggin units.

The FT-IR spectra of pyridinium salt ($\text{Py-PMo}_{11}\text{V}$) showed the four peaks assigned to the Keggin-structure heteropolyacid (PMo_{11}V) and a characteristic band for pyridinium ion at 1483 cm^{-1} , in good agreement with a previous report.³⁰ This behaviour indicates that pyridine acts as counteranion and does not modify the Keggin units.

Potentiometric titration with *n*-butylamine of the synthesized HPAs was carried out. According to these results, a relative order of maximum acid strength can be assigned as follows: $\text{Py-PMo}_{11}\text{V} > \text{PMo}_{11}\text{V} > \text{PMo}_{12} \gg \text{PMo}_{10}\text{V}_2 > \text{PMo}_6\text{V}_6$. PMo_{11}V shows very strong sites, with a maximum acid strength, corresponding to an initial electrode potential of 978 mV, which is higher than that obtained for the V-free sample, 600 mV (figure 2). When PMo_{11}V was transformed into hybrid material ($\text{Py-PMo}_{11}\text{V}$), acid strength increased from 978 to 1100 mV, and potentiometric titration curve was very similar to that of the corresponding HPA. In the case of $\text{PMo}_{10}\text{V}_2$ and PMo_6V_6 acids, acid strength decreased. When the number of V atoms increases,

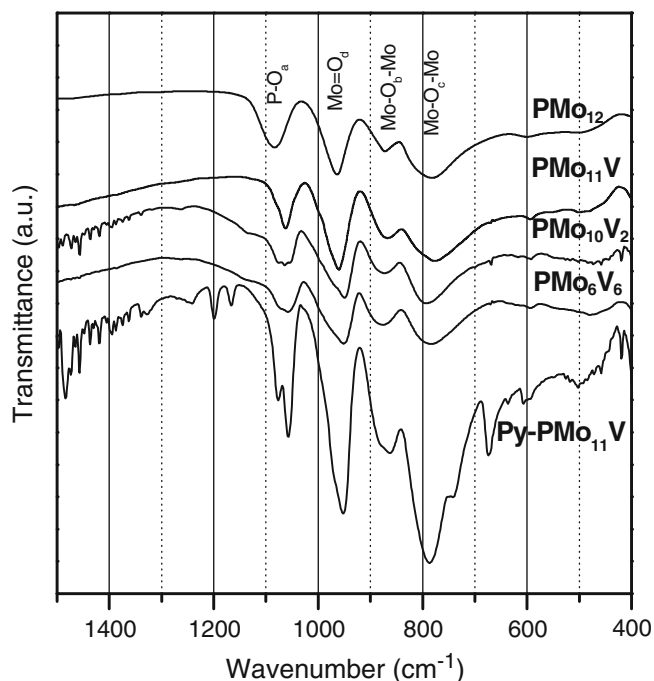


Figure 1. FT-IR spectra of PMo_{12} , PMo_{11}V , $\text{PMo}_{10}\text{V}_2$, PMo_6V_6 and $\text{Py-PMo}_{11}\text{V}$ samples.

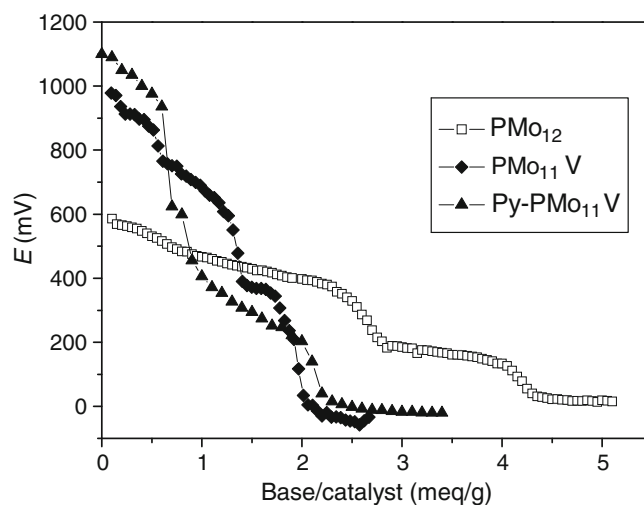


Figure 2. Potentiometric titration curves for PMo_{12} , PMo_{11}V and $\text{Py-PMo}_{11}\text{V}$.

charge of the anion is higher. Consequently, the anion-proton interaction increases and acidity of the compounds decreases.

3.2 Catalytic performance

This study describes the application of a homogeneous system for the oxidation of alcohols to ketones or aldehydes with aqueous hydrogen peroxide in the presence of Keggin HPAs as catalyst. Influence of vanadium-doped atoms in the primary structure and pyridine in the secondary structure of different synthesized catalysts was also considered. Figure 3 shows the results obtained for 1-phenylethanol conversion using different catalysts. A high selectivity of benzophenone was obtained (96–100%) with traces of a secondary product, 4-hydroxyacetophenone.

In all cases, the catalyst reaches certain conversion value in the first 30 min and no further changes occur afterwards. This is a consequence of the hydrogen peroxide decomposition. In a blank experiment, 1 mL of 35% p/v of hydrogen peroxide in 4 mL of acetonitrile, in the presence of catalyst (1 mmol%), was stirred at 70°C for 30 min. Titration of hydrogen peroxide remainder showed a 100% of hydrogen peroxide decomposition.

3.2a Effects of vanadium content in the heteropolyacid on catalytic oxidation of 1-phenylethanol: Table 1 shows the results of 1-phenylethanol oxidation to acetophenone with aqueous hydrogen peroxide using different catalysts. Blank experiment was performed in the absence of catalyst. Under these conditions,

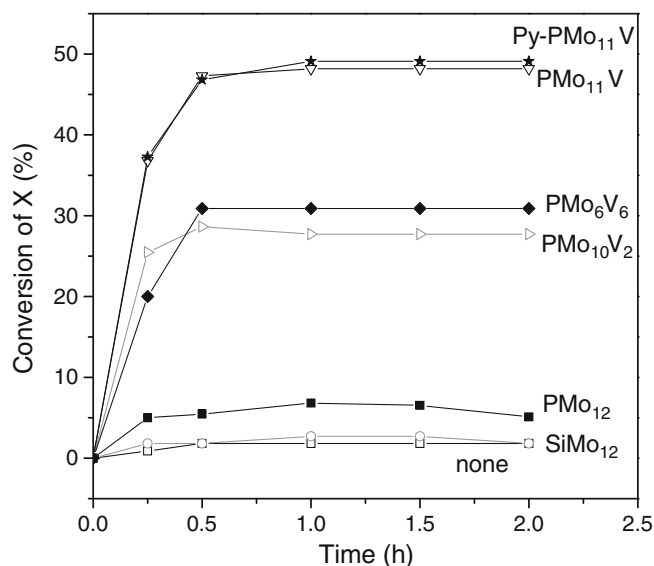


Figure 3. Effect of reaction time on conversion of 1-phenylethanol (X) to acetophenone (Y) using different synthesized catalysts.

reaction conversion was very low (2% in 2 h) at 70°C (table 1, entry 1).

We performed oxidation reaction of 1-phenylethanol using two commercial Keggin HPAs (PMo₁₂ and SiMo₁₂). Conversion was very low, 5% and 4% for PMo₁₂ and SiMo₁₂, respectively (table 1, entries 2 and 3). Only a trace amount of acetophenone was observed.

Results of 1-phenylethanol oxidation using the prepared catalysts (PMo₁₁V, PMo₁₀V₂ and PMo₆V₆) are listed in table 1, entries 4–6. In these cases,

higher yields of acetophenone were reached, indicating that the presence of vanadium atoms is essential for performing oxidation reaction. This is in accordance with previous reports.^{25,26,29} However, the conversion of 1-phenylethanol and the turnover number (TON) decreases with the content of substituted vanadium atoms in the HPA, i.e., catalytic activities of the three catalysts increased in the following order: PMoV₂ ~ PMoV₆ < PMo₁₁V. PMo₁₁V showed the best performance (table 1, entry 4). A conversion of 48% was observed at 2 h, with 97.9% of acetophenone selectivity. In this case, traces of a secondary product, 4-hydroxyacetophenone, were detected.

Improvement in the catalytic activity of vanadium-HPAs is in agreement with redox potential values reported in the literature, 0.52 V for PMo₁₂³³ and 0.65 V for PMo₁₁V.²⁶

Maximum acid strength also decreased when the number of V atoms in the HPAs increased. Therefore, it could be assumed that the higher yield of acetophenone from 1-phenylethanol resulted from two factors: the oxidative ability and acidic properties of HPA. Brønsted acidity is an important catalytic property since protons could be involved in the mechanism of oxidation reaction.³⁴

On the other hand, a previous study reported that pyridine incorporation in the secondary structure of HPAs can increase catalytic activity.³⁰ For this reason, we prepared a hybrid vanadium-substituted HPA catalyst (Py-PMo₁₁V), which was tested in 1-phenylethanol oxidation under aforementioned conditions. A slight effect of pyridine on the yield of ketones or aldehydes was observed. A conversion of 49% was observed

Table 1. Catalytic performance of different HPAs in 1-phenylethanol oxidation.

Entry	Catalyst	1-PHE conv. ^a (%)	APH yield ^b (%)	APH select. ^c (%)	TON ^d	TON-V ^e
1	None	2	2	100	1.4	-
2	PMo ₁₂	5	5	100	3.5	-
3	SiMo ₁₂	4	4	100	2.8	-
4	PMo ₁₁ V	48	47	97.9	32.9	32.9
5	PMo ₁₀ V ₂	28	27	96.4	18.9	9.45
6	PMo ₆ V ₆	32	31	96.8	21.7	3.61
7	Py-PMo ₁₁ V	49	48	97.9	34.3	34.3

Experimental conditions: 0.01 mmol catalyst, 0.7 mmol of 1-phenylethanol, 1 mL of H₂O₂ 35% (w/v) and 5 mL of acetonitrile; reaction for 2 h at 70°C. 1-PHE = 1 phenylethanol; APH = acetophenone; 4OHAPH = 4-hydroxyacetophenone (a secondary product)

^a Conversion (%) of 1-PHE calculated as mmol 1-PHE/mmol of initial 1-PHE × 100

^b Yield (%) of APH calculated as mmol APH/mmol of initial 1-PHE × 100

^c Selectivity (%) of APH calculated as mmol APH/(mmol of AHP + mmol 4OHAPH)

^d Turnover number calculated as mmol APH/mmol catalyst

^e Turnover number calculated as mmol APH/mmol V atom in polyoxometalates³²

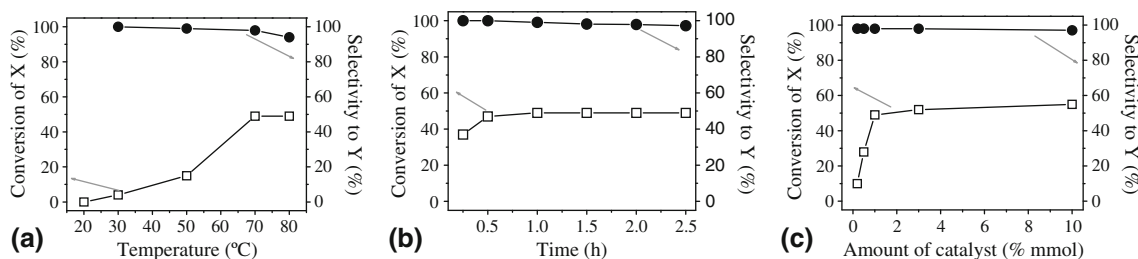


Figure 4. (a) Effect of reaction temperature on the conversion of 1-phenylethanol (X) and selectivity to acetophenone (Y) in 1-phenylethanol oxidation using Py-PMo₁₁V; (b) effect of reaction time on conversion of 1-phenylethanol (X) and selectivity to acetophenone (Y) using Py-PMo₁₁V catalyst; (c) effect of amount of catalyst on conversion of 1-phenylethanol (X) and selectivity to acetophenone (Y) using Py-PMo₁₁V catalyst.

at 2 h, with 97.9% of acetophenone selectivity (table 1, entry 7) compared to the PMo₁₁V (48% and 97.9%, respectively, table 1, entry 4).

Pyridine in the secondary structure of HPA can promote catalytic activities of the hybrid catalyst due to electronic interaction between pyridine and HPA along with the more remarkable pseudo-liquid-phase behaviour, as reported by Leng and co-workers.³⁰

3.2b Effect of reaction temperature on catalytic oxidation of 1-phenylethanol: Influence of reaction temperature on reactivity of 1-phenylethanol oxidation was investigated using Py-PMo₁₁V, and the results are illustrated in figure 4a. Five temperatures were tested (20°, 30°, 50°, 70° and 80°C). No 1-phenylethanol conversion was observed at 20°C. A higher temperature leads to a higher 1-phenylethanol conversion. This is only 15% at 50°C, after 1 h, whereas at 70°C, conversion is 48%, which is three times higher. An increase of only 1% is observed when the temperature is raised from 70° to 80°C.

As regards acetophenone selectivity, a slight decrease with temperature was observed (97.9% to 94%, at 70°

and 80°C, respectively). This could be due to further oxidation of acetophenone to 4-hydroxyacetophenone. For this reason, 70°C was employed as optimum temperature.

3.2c Effect of reaction time on catalytic oxidation of 1-phenylethanol: Figure 4b shows the result for selective oxidation of 1-phenylethanol as a function of reaction time using Py-PMo₁₁V catalyst at a reaction temperature of 70°C. It can be observed that conversion of 1-phenylethanol increases with reaction time up to 0.5 h and then it does not change. Selectivity of acetophenone decreases slightly with reaction time.

3.2d Effect of amount of Py-PMo₁₁V on catalytic oxidation of 1-phenylethanol: Figure 4c displays the effect of amount of Py-PMo₁₁V on conversion of 1-phenylethanol and selectivity of acetophenone. It can be seen that conversion of 1-phenylethanol increases from 28% to 49% when the amount of Py-PMo₁₁V increases from 0.5% to 1% mmol. No significant change in the conversion of 1-phenylethanol was observed when the amount of Py-PMo₁₁V was between 1% and

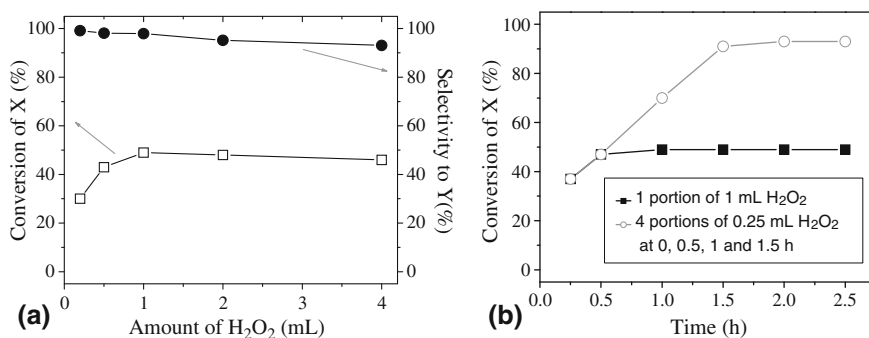


Figure 5. (a) Effect of amount of aqueous hydrogen peroxide 35% (w/v) on conversion of 1-phenylethanol (X) and selectivity to acetophenone (Y) using Py-PMo₁₁V catalyst; (b) effect of addition of hydrogen peroxide 35% (w/v) on conversion of 1-phenylethanol (X) and selectivity to acetophenone (Y) using Py-PMo₁₁V catalyst.

10% mmol. Selectivity of benzophenone remained constant, 97–98%. It is independent of the amount of catalyst. Thus, 1% mmol of Py-PMo₁₁V is a suitable amount for this reaction condition.

3.2e Effect of amount of hydrogen peroxide on catalytic oxidation of 1-phenylethanol: Figure 5a shows the influence of the amount of hydrogen peroxide 35% (w/v) on conversion of 1-phenylethanol and selectivity of acetophenone using Py-PMo₁₁V. It can be seen that the conversion was dependent on the amount of hydrogen peroxide and reached a maximum value of

49% at 1 mL. A slight decrease in the conversion of 1-phenylethanol and in the selectivity of acetophenone was observed with further increase on the amount of hydrogen peroxide. Selectivity decrease may result from further oxidation of acetophenone to 4-hydroxyacetophenone.

Results suggest that an excess of hydrogen peroxide is needed for improving substrate conversion although the theoretical molar ratio of hydrogen peroxide to 1-phenylethanol for acetophenone production is 1:1. This is a consequence of hydrogen peroxide decomposition as reported by Leng and co-workers³⁰ for benzene oxidation using a similar catalyst.

Table 2. Oxidation of alcohols to ketones and aldehydes using Py-PMo₁₁V catalyst.

Entry	Substrate	Product	Time (h)	Conv (%)	Select (%)
1			2	93	96
2			2	91	99
3			2	90	97
4			2	93	99
5			2	96	98
6			2	97	99
7			2	93	99
8			1	100	81
9			1	100	83

Experimental conditions: 0.01 mmol catalyst, 0.7 mmol of 1-phenylethanol, 1 mL of H₂O₂ 35% (w/v), 5 mL of acetonitrile, 70°C

In order to avoid hydrogen peroxide decomposition, addition of consecutive portions of 35% (w/v) hydrogen peroxide was studied. Figure 5b shows the effect of oxidant addition on 1-phenylethanol conversion. Addition of 1 mL of aqueous hydrogen peroxide at the beginning gives a conversion of 1-phenylethanol of 49% after 1 h and remain constant. However, when portions of aqueous hydrogen peroxide are added to the system (0.25 mL at 0, 0.5, 1 and 1.5 h) 1-phenylethanol conversion increases notably, reaching 93% at 1.5 h. Acetophenone selectivity was 97%.

3.2f Selective oxidation of alcohols to ketones or aldehydes: Oxidation of other alcohols was then investigated using Py-PMo₁₁V as catalyst in optimum reaction conditions for 1-phenylethanol (0.7 mmol of substrate, 1 mL 35% (w/v) hydrogen peroxide, 1% mmol of catalyst, 5 mL of acetonitrile, 70°C). Results are listed in table 2.

High conversion and selectivity were obtained for aromatic secondary alcohol oxidations (table 2, entries 1–7). In the case of aromatic primary alcohols, formation of small amounts of benzoic and 4-chlorobenzoic acid was observed (table 2, entries 8 and 9).

On the other hand, Py-PMo₁₁V was employed in aliphatic alcohol oxidations, using the above conditions. For secondary alcohols such as 2-octanol and 2-decanol, conversion of 20% was reached after 2 h. Corresponding ketones were obtained with 95% of selectivity. Furthermore, a lower conversion was achieved for 1-decanol (4% after 2 h); in this case, decanal was obtained with 100% of selectivity.

4. Conclusion

Vanadium and pyridine-modified molybdovanadophosphate catalysts were prepared for selective oxidation of alcohols by aqueous hydrogen peroxide.

Substituted vanadium atoms in heteropolyacids are essentially active sites with high performance for selective oxidation of 1-phenylethanol to acetophenone. Pyridine hybrid catalysts can even promote catalytic activity due to electronic interaction between heteropolyacid and pyridine. Py-PMo₁₁V exhibits the highest activity for selective oxidation of 1-phenylethanol to acetophenone with 93% of conversion and 96% of selectivity.

Oxidation of other alcohols was then investigated using Py-PMo₁₁V catalyst. For benzylic secondary alcohols, conversion and selectivity to the corresponding ketone were very high. No appreciable amounts of

by-products were detected. However, for benzylic primary alcohols, selectivity is low due to the formation of carboxylic acids as by-products.

Further investigations on the preparation of new hybrid insoluble heteropolyacids for a more ecofriendly oxidation process (ethanol–water as solvent) are in progress in our laboratory.

Acknowledgements

The authors thank Graciela Valle for the FTIR measurements and INCA, CONICET, ANPCyT and UNLP for their financial support.

References

- Ley S V and Madin A 1991 In: *Comprehensive organic synthesis* (eds) B M Trost and I Fleming (Oxford: Pergamon) Vol. 7
- Rahman A, Pullabhotla V S R R and Jonnalagadda S B 2008 *Catal. Commun.* **9** 2417
- Lee D G and Spitzer U A 1970 *J. Org. Chem.* **35** 3589
- Menger F M and Lee C 1981 *Tetrahedron Lett.* **22** 1655
- Manyar H G, Chaure G S and Kumar A 2006 *J. Mol. Catal. A: Chem.* **243** 244
- Venturello C and Gambero M 1991 *J. Org. Chem.* **56** 5924
- Zhao W, Zhang Y, Ma B, Ding Y and Qiu W 2010 *Catal. Commun.* **11** 527
- Ma B, Zhang Y, Ding Y and Zhao W 2010 *Catal. Commun.* **11** 853
- Lei Z and Wang R 2008 *Catal. Commun.* **9** 740
- Hosseini-Monfared H, Näther C, Winkler H and Janiak C 2012 *Inorg. Chim. Acta* **391** 75
- Karthikeyan P, Aswar S A, Muskawar P N, Bhagat P R and Kumar S S 2012 *Catal. Commun.* **26** 189
- Maity P, Gopinath C S, Bhaduri S and Lahiri G K 2009 *Green Chem.* **11** 554
- Zolfigol M A, Khazaei A, Safaiee M, Mokhlesi M, Rostamian R, Bagheri M, Shiri M and Kruger H G 2013 *J. Mol. Catal. A: Chem.* **370** 80
- Sivaranjani K, Verma A and Gopinath C S 2012 *Green Chem.* **14** 461
- Park D, Park S, Bang Y and Song I 2010 *Appl. Catal.* **A373** 201
- Romanelli G and Autino J 2009 *Mini-Rev. Org. Chem.* **6** 359
- Bennardi D, Romanelli G, Autino J, Pizzio L, Vázquez P, Cáceres C and Blanco M 2010 *React. Kinet. Mech. Catal.* **100** 165
- Romanelli G, Autino J C, Vázquez P, Pizzio L, Blanco M and Cáceres C 2009 *Appl. Catal.* **A352** 208
- Villabrilie P, Romanelli G, Quaranta N and Vázquez P 2010 *Appl. Catal.* **B96** 379
- Sambeth J E, Romanelli G, Autino J C, Thomas H J and Baronetti G T 2010 *Appl. Catal.* **A378** 114
- Tundo P, Romanelli G P, Vázquez P G and Aricó F 2010 *Catal. Commun.* **11** 1181

22. Tundo P, Romanelli G P, Vázquez P G, Loris A and Aricó F 2008 *Synlett* 967
23. Villabrille P, Romanelli G, Vázquez P and Cáceres C 2008 *Appl. Catal.* **A334** 374
24. Romanelli G, Villabrille P, Cáceres C, Vázquez P and Tundo P 2011 *Catal. Commun.* **12** 726
25. Rao P S N, Venkateswara Rao K T, Sai Prasad P S and Lingaiah N 2010 *Catal. Commun.* **11** 547 (and the references cited herein)
26. Villabrille P, Romanelli G, Vázquez P and Cáceres C 2004 *Appl. Catal.* **A270** 101
27. Kende A S and Ebetino F H 1984 *Tetrahedron Lett.* **25** 923
28. El Ali B, El-Ghanam A M and Fettouhi M 2001 *J. Mol. Catal. A: Chem.* **165** 283
29. Seki Y, Mizuno K and Misono M 2000 *Appl. Catal.* **A194** 13
30. Leng Y, Ge H, Zhou C and Wang J 2008 *Chem. Eng. J.* **145** 335
31. Cid R and Pecchi G 1985 *Appl. Catal.* **14** 15
32. Zhang J, Tang Y, Li G and Hu C 2005 *Appl. Catal.* **A278** 251
33. Eguchi K, Seiyama T, Yamazoe N, Katsuki S and Taketa H 1988 *J. Catal.* **111** 336
34. Seki Y, Min J S, Misono M and Mizuno N 2000 *J. Phys. Chem.* **B104** 5940