

RSC Advances

Accepted Manuscript



This is an *Accepted Manuscript*, which has been through the RSC Publishing peer review process and has been accepted for publication.

Accepted Manuscripts are published online shortly after acceptance, which is prior to technical editing, formatting and proof reading. This free service from RSC Publishing allows authors to make their results available to the community, in citable form, before publication of the edited article. This *Accepted Manuscript* will be replaced by the edited and formatted *Advance Article* as soon as this is available.

To cite this manuscript please use its permanent Digital Object Identifier (DOI®), which is identical for all formats of publication.

More information about *Accepted Manuscripts* can be found in the [Information for Authors](#).

Please note that technical editing may introduce minor changes to the text and/or graphics contained in the manuscript submitted by the author(s) which may alter content, and that the standard [Terms & Conditions](#) and the [ethical guidelines](#) that apply to the journal are still applicable. In no event shall the RSC be held responsible for any errors or omissions in these *Accepted Manuscript* manuscripts or any consequences arising from the use of any information contained in them.

Straightforward, Metal-free, and Stereoselective Synthesis of 9-Oxo- and 10-Hydroxy-2(*E*)-decenoic acids, Important Components of Honeybee (*Apis mellifera*) secretions †

Ciro Milite,^a Monica Viviano,^a Marisabella Santoriello,^a Fabio Aricò,^b Gianluca Sbardella,^a and Sabrina Castellano^{*,a}

^a Dipartimento di Scienze Farmaceutiche e Biomediche, Epigenetic Med Chem Lab, Università degli Studi di Salerno, Via Ponte Don Melillo, I-84084 Fisciano (SA), Italy. E-mail: scastellano@unisa.it; Tel.: +39-089-96-9244; Fax: +39-089-96-9602.

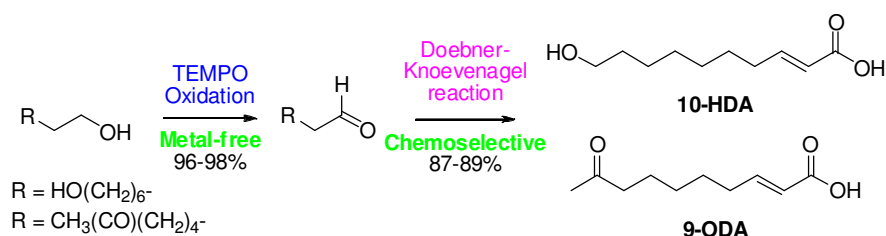
^b Dipartimento di Scienze Ambientali, Informatica e Statistica, Università Ca Foscari Venezia, 2137 Dorsoduro 30123 Venezia, Italy.

† **Electronic Supplementary Information (ESI) available.** Copies of ¹H and ¹³C NMR spectra of synthesized compounds. See DOI: 10.1039/b000000x/

Abstract

10-hydroxy-2*E*-decenoic (10-HDA) and 9-oxo-2*E*-decenoic (9-ODA) acids, two components identified in honeybees secretions, have both received considerable recent interest due to their involvement in caste switch and maintenance. Herein we report for the first time a metal-free, gram scale, and stereoselective synthesis of these honeybee secretion components by TEMPO catalyzed oxidation of readily available alcohols and subsequent Doebner-Knoevenagel reaction between the resulting aldehydes and malonic acid. Mechanistic investigations undertaken highlighted the crucial role of the Doebner-Knoevenagel reaction in the high yielding and selective preparation of the α,β -unsaturated acids 10-HDA and 9-ODA. The combination of inexpensive and environmental friendly reagents with simple synthetic procedures render this approach a valuable green strategy for the gram scale preparation of these biologically relevant natural molecules.

Graphical abstract



Introduction

Social insects like honeybees (*Apis mellifera*) have fascinated researchers for many years, particularly for their hierarchical structures. Secretions like royal jelly and the so-called “queen substance” are crucial for caste switch and maintenance. In fact, only queen larvae are fed exclusively on royal jelly and develop into sexually mature females, unlike the worker bees. Furthermore, the queen substance, produced by the queen, inhibits ovarian development in worker bees.^{1, 2} Two major components identified, respectively, in royal jelly and queen substance are 10-hydroxy-2*E*-decenoic (**1**, 10-HDA) and 9-oxo-2*E*-decenoic (**2**, 9-ODA) acids (Figure 1). These biologically active compounds are isolated from bees but in quantities not adequate for practical purposes and by employing complex purification procedures.³ As a result, in recent years, several synthetic approaches for 10-HDA 9-ODA have been reported.⁴⁻⁸ However, in general these methodologies employ expensive and toxic reagents, or require procedures that are difficult to handle on a large scale.

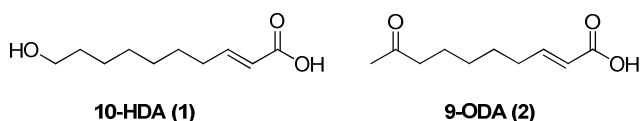
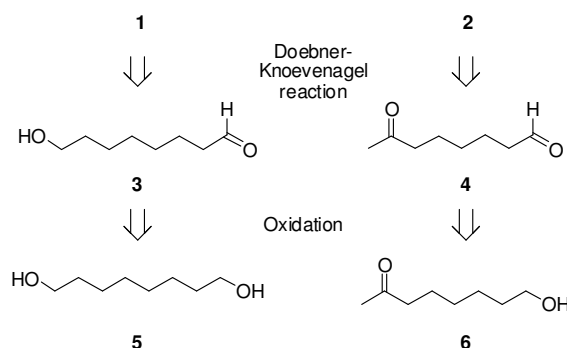


Figure 1. Structures of 10-hydroxy-2*E*-decenoic acid (10-HDA, **1**) and 9-oxo-2*E*-decenoic acid (9-ODA, **2**)

In this work, we report for the first time a cost-effective and metal-free strategy for the selective preparation of compounds **1** and **2** in multigram scale. Noteworthy an efficient synthetic route to these molecules will help clarifying their role in the phenotypical shift from worker to queen bees.⁹

Results and discussion

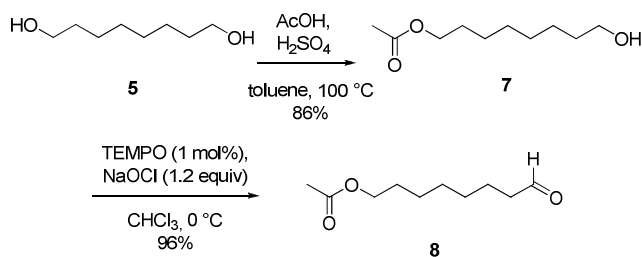
We based our approach to the synthesis of the α,β -unsaturated acids **1** and **2** on the common retrosynthetic pathway involving the decarboxylative Knoevenagel condensation (Doebner-Knoevenagel reaction) between malonic acid and 8-hydroxyoctanal **3** (for compound **1**) or 7-oxooctanal **4** (for compound **2**). The aldehydes **3** and **4** could be obtained from the oxidation of the corresponding alcohols octane-1,8-diol **5** and 7-oxooctan-1-ol **6**, respectively (Scheme 1).



Scheme 1. Retrosynthetic analysis of 10-HDA (**1**) and 9-ODA (**2**)

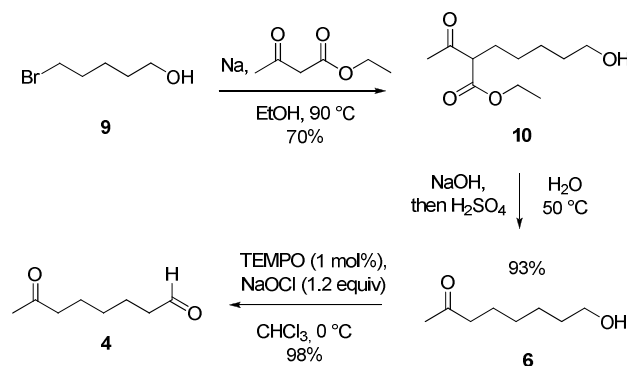
However, as Doebner-Knoevenagel reaction of hydroxyaldehydes is generally low yielding, we opted to synthesize compound **1** starting from the hydroxyl-protected aldehyde **8**. This was prepared in two steps (Scheme 2): selective protection of the commercially available octane-1,8-diol **5** followed by oxidation of the monoprotected diol **7**.¹⁰ The choice of the proper oxidation procedure was a critical step for the success of our strategy as we were aiming to a highly efficient and metal-free synthetic method. Aldehyde **8** could be obtained in quantitative yield by oxidation with 1,1,1-triacetoxy-1,1-dihydro-1,2-benziodoxol-3(1*H*)-one (Dess–Martin periodinane, DMP), a green alternative to metal-based oxidizing

agents.¹¹ However, besides being an expensive reagent, DMP is potentially explosive¹² and therefore not suitable for multigram scale. On the other hand, among the various oxidants for alcohols, the oxidation with 2,2,6,6-tetramethylpiperidine-N-oxyl (TEMPO) results very appealing since it is a non-metallic catalyst and, foremost, it is environmentally friendly and economical.¹³ Indeed, when the oxidation of the monoprotected diol **7** was performed employing TEMPO with stoichiometric amount of bleach (NaClO) as terminal oxidant, the hydroxyl-protected aldehyde **8** was selectively formed in quantitative yield (Scheme 2).



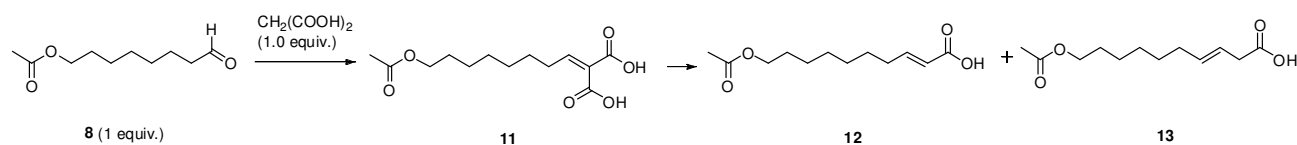
Scheme 2. Preparation of aldehyde **8**

At the same time, the preparation of aldehyde **4**, required for the synthesis of compound **2**, was straightforwardly obtained in three steps (Scheme 3). In particular the starting 5-bromopentan-1-ol (**9**) was coupled with 3-oxobutanoate to achieve the β -ketoester **10** which, after saponification followed by acid catalyzed decarboxylation, gave the alcohol **6**. Finally, TEMPO oxidation furnished the desired 7-oxooctanal **4**.

[View Online](#)

Scheme 3. Preparation of aldehyde **4**

Having successfully synthesized aldehydes **4** and **8**, we next focused on Doebner-Knoevenagel reaction. This synthetic approach to α,β -unsaturated acids presents some important drawbacks:¹⁴ the yields for enolizable aldehydes are usually low, the reaction conditions generally require a large excess of malonic acid and elevated temperatures, and the *E/Z*-selectivity varies. Furthermore, the major disadvantage is the production of mixtures of α,β - and β,γ -unsaturated derivatives. On the other hand, the Doebner-Knoevenagel reaction offers important advantages over other alternatives, i.e., the use of inexpensive reagents and high atom economy. Moreover, it can be used on a large scale. Indeed, Doebner-Knoevenagel reaction has been widely reported for the synthesis of 10-HDA^{5, 7, 8}. However, literature is quite ambiguous. To the best of our knowledge, there are no definite remarks about chemo- and stereoselectivity and quite often the results are not supported by detailed experimental section. In addition, the mechanistic aspects of the reaction are still controversial. Therefore, we set up a series of experiments to identify the best conditions, in terms of efficiency and selectivity, for the reaction between aldehyde **8** and malonic acid to give the desired α,β -unsaturated acid **12**, protected derivative of target compound **1**. The results obtained are summarized in Table 1.

Table 1. Doebner-Knoevenagel reaction optimization

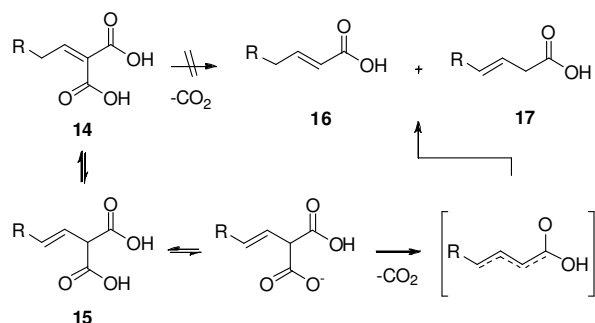
entry	solvent/catalyst	co-catalyst	T (°C)	time (h)	11 yield (%) ^a	12 + 13 yield (%) ^a	ratio 12:13 ^b
1	pyridine (solvent)	piperidine (1 equiv)	reflux	3	10	68	62:38
2	pyridine (solvent)	piperidine (1 equiv)	r.t.	72	21	66	64:36
3	pyridine (1.3 equiv)	piperidine (0.01 equiv)	reflux	3	-	88	86:14
4	pyridine (1.3 equiv)	piperidine (0.01 equiv)	r.t.	72	-	92	95:5
5	DMF	DMAP	r.t.	72	-	82	≥1:99
6	DMF	DMAP	80 °C ^c	3	52	16	50:50
7	DMF	DMAP	80 °C ^d	3 × 0.5	15	60	45:55
8	-	-	r.t.	24	4	-	-
9	-	piperidine (0.01 equiv)	r.t.	24	50	-	-
10	pyridine (1.3 equiv)	-	r.t.	72	-	89	≥99:1
11	pyridine (1.3 equiv)	-	40 °C ^d	3 × 0.5	-	53	≥99:1
12	pyridine (1.3 equiv)	-	reflux	3	-	20	83:17
13	pyridine (1.3 equiv)	-	80 °C ^d	3 × 0.5	-	41	75:25

^aChromatographically isolated yield relative to aldehyde **8**. ^bDetected by ¹H NMR. ^cConventional heating. ^dMicrowave irradiation.

Standard Doebner-Knoevenagel conditions, employing pyridine used as a solvent in the presence of piperidine (1.0 equiv) at reflux temperature, gave excellent stereoselectivity (*E/Z* ≥ 99:1) but low chemoselectivity ($\alpha,\beta:\beta,\gamma = 62:38$) and moderate yields, due to the incomplete decarboxylation of alkylidenemalonic acid **11**¹⁵ (Table 1, entry 1). Lowering temperature and increasing reaction time (Table 1, entry 2) did not provide better results. When reduced amount of pyridine (1.3 equiv) and catalytic piperidine (0.01 equiv) were used, the yield was almost quantitative and selectivity increased, yet to a

[View Online](#)

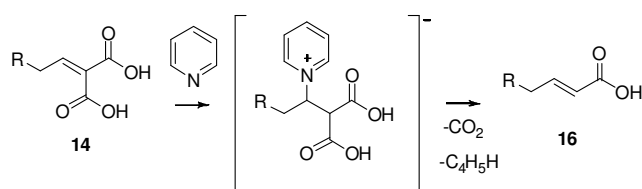
level not adequate for a pharmaceutical grade compound (Table 1, entry 3–4). The replacement of piperidine with dimethylaminopyridine (DMAP), which has been described as an excellent catalyst for Doebner-Knoevenagel synthesis of α,β -unsaturated esters,¹⁴ did not give the desired results (Table 1, entries 5–7). In fact, at room temperature, both yield and selectivity were excellent, although the β,γ -unsaturated acid **13**¹⁶ was obtained instead of the α,β unsaturated acid. The desired α,β -unsaturated acid **12** could be obtained performing the reaction at higher temperature, but in low yield and, above all, poor selectivity. Using microwave irradiation instead of conventional heating actually improved the yield, but not $\alpha,\beta:\beta,\gamma$ ratio. These results prompted us to reconsider the possible mechanisms for the reaction.



Scheme 4. Decarboxylation of α,β -unsaturated malonic acids via β,γ -unsaturated intermediate

In the early '50s, Corey^{17, 18} demonstrated that alkylidenemalonic acid derivatives **14** undergo decarboxylation in pyridine at 110 °C by a three-step process involving isomerization to a β,γ -unsaturated malonic acid derivative **15**, anionic decarboxylation and protonation of the resulting mesomeric anion to afford a mixture of α,β - and β,γ -unsaturated products **16** and **17** (Scheme 4). The rate-determining step in the conversion of **14** to the β,γ -isomer **15** is the abstraction of a proton from the un-ionized acid. It is likely that this mechanism operates during the reaction of malonic acid and aldehyde **8** at high temperature or in presence of a strong base. More recently, Kemme et al.⁶ proposed an alternative two-

step mechanism for the selective formation of the α,β -unsaturated acids by Doebner-Knoevenagel reaction. These authors suggested that in the presence of a catalytic amount of pyrrolidine at room temperature a fast classical Knoevenagel condensation occurs, with formation of alkylidenemalonic acid derivatives **14**. The second step is a slower decarboxylation, initiated by pyridine functioning as a Lewis basic catalyst, with the selective formation of α,β -unsaturated derivative **16** (Scheme 5).



Scheme 5. Decarboxylation of α,β -unsaturated malonic acids catalyzed by pyridine

We decided then to verify this latest reaction mechanism in order to improve the selective preparation of the desired product **12**. Thus, first we carried out a reaction in absence of pyridine (Table 1, entry 8,9). Under neat reaction condition (Table 1, entry 8), the formation of **11** is very slow (4% conversion after 24 h at room temperature), while with catalytic amount of piperidine (Table 1, entry 9) the reaction is faster and no decarboxylation product was detected. Furthermore compound **11**, upon heating in DMF, gave exclusively the β,γ -isomer **13** whereas reaction with pyridine at room temperature furnished selectively the α,β -unsaturated derivative **12**.

According to the results obtained we decided to perform the reaction in the absence of piperidine using the pyridine (1.3 equiv) as the sole reagent in order to avoid the isomerization step and push toward the selective formation of α,β -unsaturated derivative **12**. Remarkably, when the reaction was carried out at room temperature for 72 hours (Table 1, entry 10) the decarboxylation of alkylidenemalonic acid **11** was complete and acid **12** was obtained in good yield with high selectivity ($\alpha,\beta:\beta,\gamma \geq 99:1$). When we

[View Online](#)

attempted to reduce the reaction time by microwave irradiation at 40 °C (Table 1, entry 11) the selective formation of the desired α,β -unsaturated acid **12** was still obtained but in a lower yield (starting aldehyde **8** was recovered). Consistently, increasing temperature, using both conventional heating and microwave irradiation (Table 1, entry 12,13), was detrimental for the chemoselectivity. In addition, it is worth noting that also under these conditions (absence of piperidine) all the reactions were characterized by complete stereoselectivity ($E/Z \geq 99:1$).

After optimization studies, α,β -unsaturated acids **1** and **2** were prepared on multigram scale. In fact, after treating acid **12** with potassium carbonate in methanol at room temperature, deprotected target compound **1** was obtained in quantitative yield. α,β -Unsaturated acid **2** was obtained in excellent yield (87%) and selectivity ($\alpha,\beta:\beta,\gamma \geq 99:1$) from aldehyde **4** under our optimized Doebner-Knoevenagel conditions (See experimental section for details).

Conclusions

In summary, herein we described an efficient and selective approach to the synthesis of 10-hydroxy-2*E*-decenoic (**1**, 10-HDA) and 9-oxo-2*E*-decenoic (**2**, 9-ODA) acids by Doebner-Knoevenagel reaction of aldehydes with malonic acid. TEMPO-catalyzed oxidation allowed the synthesis of aldehydes in high yield using inexpensive and metal-free reagents. Optimized conditions for Doebner-Knoevenagel reaction provided the two honey bee metabolites in high yield and excellent selectivity. The use of inexpensive and environmental friendly reagents, together with the simple synthetic procedures employed, make this procedure a valuable alternative for preparation of 10-HDA and 9-ODA on a large scale.

Experimental

General information. All chemicals were purchased from Sigma Aldrich (Milan, Italy). Reactions were routinely monitored by TLC performed on aluminum-backed silica gel plates (Merck DC, Alufolien Kieselgel 60 F254) using a KMnO₄ alkaline solution. Solvents were removed using a rotary evaporator operating at a reduced pressure of ~10 Torr. Organic solutions were dried over anhydrous Na₂SO₄. Chromatographic separations were performed on silica gel (silica gel 60, 0.015–0.040 mm; Merck DC) columns. Melting points were determined on a Stuart SMP30 melting point apparatus in open capillary tubes and are uncorrected. ¹H NMR spectra were recorded at 300 MHz on a Bruker Avance 300 spectrometer. Chemical shifts are reported in δ (ppm) relative to the internal reference tetramethylsilane (TMS). Mass spectra were recorded on a Finnigan LCQ DECA TermoQuest (San Jose, USA) mass spectrometer in electrospray positive and negative ionization modes (ESI-MS). Purity of tested compounds was established by combustion analysis, performed on a Perkin-Elmer 2400 CHN elemental analyzer at the laboratory of microanalysis of the Department of Chemistry and Biology, University of Salerno (Italy); the analytical results were within $\pm 0.4\%$ of the theoretical values. When the elemental analysis is not included, compounds were used in the next step without further purification.

8-Hydroxyoctyl acetate (7). To a solution of 1,8-octanediol (10.00 g, 68.38 mmol) in toluene (200 mL) water (7.00 mL), AcOH (4.07 mL, 71.12 mmol) and H₂SO₄ (0.15 mL, 2.80 mmol) were added. The resulting mixture was stirred at reflux for 48 h. After cooling at room temperature, the organic layer was separated, washed with NaHCO₃ (80 mL), water (80 mL) and brine (80 mL), dried (Na₂SO₄), filtered, and concentrated in vacuo. Purification by column chromatography on silica gel (DCM:EtOAc 95:5) provided the title compounds **7** (11.08 g, 86%) as colorless oil. ¹H NMR (300 MHz, CDCl₃) δ 4.04 (t, J = 6.7 Hz,

[View Online](#)

2H), 3.63 (t, $J = 6.6$ Hz, 2H), 2.04 (s, 3H), 1.68–1.49 (m, 5H, one exchangeable with D₂O), 1.43–1.25 (m, 8H). MS (ESI) m/z : 189 [M + H]⁺. Data are in good agreement with the literature.¹⁹

Ethyl 2-acetyl-7-hydroxyheptanoate (10). To a solution of Na (1.37 g, 59.56 mmol) in dry ethanol (35 mL), ethyl 3-oxobutanoate (7.59 mL, 59.56 mmol) was added. The mixture was stirred at reflux for 1 h and 5-bromo-1-pentanol (7.21 mL, 59.56 mmol) was added. The resulting mixture was stirred at reflux for additional 3 h and, after cooling at room temperature, the solvent was evaporated. The crude residue was dissolved in EtOAc (200 mL), filtered and concentrated in vacuum. Purification by column chromatography on silica gel (DCM:EtOAc 40:60) provided the title compounds **10** (9.27 g, 72%) as pale yellow oil. ¹H NMR (300 MHz, CDCl₃) δ 4.20 (q, $J = 7.1$ Hz, 2H), 3.71–3.57 (m, 2H), 3.40 (t, $J = 7.1$ Hz, 1H), 2.22 (s, 3H), 1.91–1.78 (m, 2H), 1.66–1.50 (m, 3H, one exchangeable with D₂O), 1.44–1.17 (m, 7H). MS (ESI) m/z : 217 [M + H]⁺.

8-Hydroxyoctan-2-one (6). A suspension of 2-acetyl-7-hydroxyheptanoate (**10**) (9.20 g, 42.54 mmol) in 0.5 M aqueous solution of NaOH (215 mL, 107.0 mmol) was stirred at room temperature. After the dissolution was completed, a 0.2 M aqueous solution of H₂SO₄ (400 mL) was added and the mixture was stirred at 50 °C for 30 min. After cooling at room temperature, the reaction was extracted with EtOAc (3 × 200 mL). The combined organic phases were washed with brine (100 mL), dried (Na₂SO₄) and filtered. Evaporation of the solvent gave the title compounds **6** (5.70 g, 93%) as pale yellow oil. ¹H NMR (300 MHz, CDCl₃) δ 3.70–3.58 (m, 2H), 2.43 (t, $J = 7.3$ Hz, 2H), 2.13 (s, 3H), 1.76–1.47 (m, 5H, 1H, exchangeable with D₂O), 1.44–1.22 (m, 4H). MS (ESI) m/z : 145 [M + H]⁺. Data are in good agreement with the literature.²⁰

General procedure for TEMPO-catalyzed oxidation of alcohols to aldehydes. To a solution of the proper alcohol (53.10 mmol) in chloroform (100 mL) TEMPO (0.53 mmol) a 3% aqueous solution of NaOCl (157 mL, 66.37 mmol) was added. NaOCl solution pH was adjusted at 8.6 dissolving 50 mg/mL

of NaHCO₃. The resulting mixture was stirred at 0 °C for 30 min. The organic phase was separated, washed with 10% aqueous solution of Na₂S₂O₃ (3 × 50 mL) and brine (80 mL), dried (Na₂SO₄), filtered, and concentrated in vacuo. Purification by column chromatography on silica gel (DCM:AcOEt 90:10) provided the title compounds.

8-Acetoxyoctanal (8). Colorless oil, 96% yield. ¹H NMR (300 MHz, CDCl₃) δ 9.74 (s, 1H, exchangeable with D₂O), 4.02 (t, *J* = 6.7 Hz, 2H), 2.40 (td, *J* = 7.3, 1.5 Hz, 2H), 2.02 (s, 3H), 1.70–1.54 (m, 4H), 1.44–1.27 (m, 6H). ¹³C NMR (75 MHz, CDCl₃) δ 202.23, 170.76, 64.11, 43.48, 28.66, 28.61, 28.20, 25.37, 21.62, 20.61. MS (ESI) *m/z*: 187 [M + H]⁺. Data are in good agreement with the literature.²¹

7-Oxoctanal (4). Colorless oil, 98% yield. ¹H NMR (300 MHz, CDCl₃) δ 9.75 (s, 1H, exchangeable with D₂O), 2.47–2.40 (m, 4H), 2.12 (s, 3H), 1.70–1.52 (m, 4H), 1.40–1.26 (m, 2H). ¹³C NMR (75 MHz, CDCl₃) δ 209.26, 202.99, 44.27, 43.96, 30.49, 29.24, 24.05, 22.44. MS (ESI) *m/z*: 143 [M + H]⁺. Data are in good agreement with the literature.²⁰

Optimized procedure for Doebner-Knoevenagel reaction. Malonic acid (15.30 mmol) and pyridine (19.89 mmol) were added to aldehyde (15.30 mmol) at 0 °C. The reaction mixture was warmed to room temperature and stirred for 72 h. The resulting mixture was taken up with water (15 mL), acidified to pH 1 with 2N aqueous solution of HCl and extracted with AcOEt (3 × 40 mL). The combined organic phases were washed with brine (100 mL), dried (Na₂SO₄), filtered and concentrated in vacuo. Purification by column chromatography on silica gel (DCM:AcOEt 50:50) provided the title compounds.

(E)-10-Acetoxydec-2-enoic acid (12). Colorless oil. ¹H NMR (300 MHz, CDCl₃) δ 7.07 (dt, *J* = 15.6, 6.9 Hz, 1H), 5.82 (d, *J* = 15.6 Hz, 1H), 4.05 (t, *J* = 6.6 Hz, 2H), 2.27–2.18 (m, 2H), 2.05 (s, 3H), 1.67–1.56 (m, 2H), 1.52–1.42 (m, 2H), 1.39–1.29 (m, 6H). ¹³C NMR (75 MHz, CDCl₃) δ 171.75, 171.34, 152.13, 120.84, 64.61, 32.28, 29.03, 28.63, 27.85, 25.85, 21.02 MS (ESI) *m/z*: 229 [M + H]⁺.

[View Online](#)

(E)-9-Oxodec-2-enoic acid (2). White solid, (Et₂O/cyclohexane) mp: 49–51 °C. ¹H NMR (300 MHz, CDCl₃): δ 11.13 (brs, 1H, exchangeable with D₂O), 7.06 (dt, *J* = 15.3, 6.9 Hz, 1H), 5.82 (d, *J* = 15.6 Hz, 1H), 2.43 (t, *J* = 7.3 Hz, 2H), 2.30–2.19 (m, 2H), 2.14 (s, 3H), 1.65–1.53 (m, 2H), 1.52–1.42 (m, 2H), 1.39–1.23 (m, 2H). ¹³C NMR (75 MHz, CDCl₃) δ 209.85, 172.35, 152.38, 121.56, 44.10, 32.65, 30.44, 29.23, 28.29, 24.08. MS (ESI) *m/z*: 185 [M + H]⁺. Anal. Calcd for C₁₀H₁₆O₃: C, 65.19; H, 8.75. Found: C, 65.36; H, 8.78. Data are in good agreement with the literature.⁶

(E)-10-Hydroxydec-2-enoic acid (1). To a solution of solution of (*E*)-10-acetoxydec-2-enoic acid (**12**) (2.28 g, 10.00 mmol) in methanol (10 mL) K₂CO₃ (1.52 g, 11.00 mmol) was added. The mixture was stirred at room temperature for 12 h and then the solvent was evaporated. The crude material was taken up with water (10 mL), acidified to pH 1 with 2N aqueous solution of HCl and extracted with AcOEt (3 x 10 mL). The combined organic phases were washed with brine (100 mL), dried (Na₂SO₄), filtered and concentrated in vacuo. Trituration with cyclohexane yielded a white solid (1.82 mg, 98%) which was recrystallized from Et₂O/ cyclohexane. M.p.: 64–65 °C. ¹H NMR (300 MHz, CDCl₃) δ 7.06 (dt, *J* = 15.6, 6.9 Hz, 1H), 6.47 (brs, 2H, exchangeable with D₂O), 5.82 (d, *J* = 15.6 Hz, 1H), 3.64 (t, *J* = 6.6 Hz, 2H), 2.28–2.17 (m, 2H), 1.62–1.28 (m, 10H). ¹³C NMR (75 MHz, CDCl₃) δ 171.23, 151.84, 120.97, 62.87, 32.57, 32.30, 29.19, 29.13, 27.91, 25.67. MS (ESI) *m/z*: 187 [M + H]⁺. Anal. Calcd for C₁₀H₁₈O₃: C, 64.49; H, 9.74. Found: C, 64.58; H, 9.77. Data are in good agreement with the literature.²²

Acknowledgment

This work was supported by grants from Ministero dell'Università e della Ricerca Scientifica e Tecnologica - PRIN 2008 (S.C.), Università di Salerno (G.S., S.C.) and COST Action TD09/05 Epigenetics (G.S.).

Notes and references

1. R. Kucharski, J. Maleszka, S. Foret and R. Maleszka, *Science*, 2008, **319**, 1827-1830.
2. Y. Y. Shi, Z. Y. Huang, Z. J. Zeng, Z. L. Wang, X. B. Wu and W. Y. Yan, *PLoS One*, 2011, **6**, e18808.
3. N. Noda, K. Umebayashi, T. Nakatani, K. Miyahara and K. Ishiyama, *Lipids*, 2005, **40**, 833-838.
4. G. Ishmuratov, M. Yakovleva, K. Tambovtsev, Y. Legostaeva, L. Kravchenko, N. Ishmuratova and G. Tolstikov, *Chem. Nat. Compd.*, 2008, **44**, 74-76.
5. G. Y. Ishmuratov, R. Y. Kharisov, O. V. Botsman, N. M. Ishmuratova and G. A. Tolstikov, *Chem. Nat. Compd.*, 2002, **38**, 1-23.
6. S. T. Kemme, T. Šmejkal and B. Breit, *Adv. Synth. Catal.*, 2008, **350**, 989-994.
7. R. Y. Kharisov, O. V. Botsman, L. P. Botsman, N. M. Ishmuratova, G. Y. Ishmuratov and G. A. Tolstikov, *Chem. Nat. Compd.*, 2002, **38**, 145-148.
8. G. I. Fray, R. H. Jaeger, E. D. Morgan, R. Robinson and A. D. B. Sloan, *Tetrahedron*, 1961, **15**, 18-25.
9. A. Spannhoff, Y. K. Kim, N. J. M. Raynal, V. Gharibyan, M.-B. Su, Y.-Y. Zhou, J. Li, S. Castellano, G. Sbardella, J.-P. J. Issa and M. T. Bedford, *EMBO Rep*, 2011, **12**, 238-243.
10. Wicki, Markus A.; Nielsen, Kent E. Use of a biphasic solvent system in a selective process for preparing monoesters from diols. U.S. Pat. Appl. Publ., 20050143599, 30 Jun 2005
11. C. Milite, S. Castellano, R. Benedetti, A. Tosco, C. Ciliberti, C. Vicidomini, L. Bouilly, G. Franci, L. Altucci, A. Mai and G. Sbardella, *Bioorg. Med. Chem.*, 2011, **19**, 3690-3701.
12. J. B. H. Plumb, D. J., *Chem. Eng. News* 1990, **68**, 3.
13. P. Lucio Anelli, C. Biffi, F. Montanari and S. Quici, *J. Org. Chem.*, 1987, **52**, 2559-2562.
14. B. List, A. Doehring, M. T. Hechavarría Fonseca, A. Job and R. Rios Torres, *Tetrahedron*, 2006, **62**, 476-482.

[View Online](#)

15. 2-(8-Acetoxyoctylidene)malonic acid (**11**). Colorless oil, ^1H NMR (300 MHz, CDCl_3) δ 7.88 (t, $J = 7.5$ Hz, 1H), 6.47 (brs, 2H, exchangeable with D_2O), 4.06 (t, $J = 6.7$ Hz, 2H), 2.90–2.78 (m, 2H), 2.06 (s, 3H), 1.74–1.51 (m, 6H), 1.47–1.22 (m, 4H). ^{13}C NMR (75 MHz, CDCl_3) δ 171.10, 169.57, 168.20, 164.43, 122.65, 65.57, 31.48, 29.79, 29.43, 29.06, 28.85, 26.30, 21.57. MS (ESI) m/z : 273 $[\text{M} + \text{H}]^+$.
16. (*E*)-10-Acetoxydec-3-enoic acid (**13**). Colorless vitreous solid, ^1H NMR (300 MHz, CDCl_3) δ 9.31 (brs, 1H, exchange with D_2O), 5.65–5.44 (m, 2H), 4.05 (t, $J = 6.6$ Hz, 2H), 3.07 (d, $J = 5.9$ Hz, 2H), 1.98 (s, 3H), 1.65–1.48 (m, 2H), 1.34–1.17 (m, 8H). ^{13}C NMR (75 MHz, CDCl_3) δ 177.38, 171.45, 134.88, 121.18, 64.59, 37.69, 32.21, 28.83, 28.57, 28.43, 25.62, 20.82. MS (ESI) m/z : 229 $[\text{M} + \text{H}]^+$.
17. E. J. Corey, *J. Am. Chem. Soc.*, 1952, **74**, 5897-5905.
18. E. J. Corey, *J. Am. Chem. Soc.*, 1953, **75**, 1163-1167.
19. J. H. Babler and M. J. Coghlan, *Tetrahedron Lett.*, 1979, **20**, 1971-1974.
20. J. S. Dickschat, E. Helmke and S. Schulz, *Chem. Biodivers.*, 2005, **2**, 318-353.
21. G. Huang, J. Li, J. Lu and H. Aisa, *Chem. Nat. Compd.*, 2006, **42**, 727-729.
22. S. Matsui, *Bull. Chem. Soc. Jpn.*, 1984, **57**, 426-434.