

2002

2002 University of Northern Iowa Football

University of Northern Iowa

Copyright ©2002 Athletics, University of Northern Iowa

Follow this and additional works at: <https://scholarworks.uni.edu/amg>



Part of the [Higher Education Commons](#)

Let us know how access to this document benefits you

Recommended Citation


University of Northern Iowa, "2002 University of Northern Iowa Football" (2002). *Athletics Media Guides*. 286.

<https://scholarworks.uni.edu/amg/286>

This Book is brought to you for free and open access by the Athletics at UNI ScholarWorks. It has been accepted for inclusion in Athletics Media Guides by an authorized administrator of UNI ScholarWorks. For more information, please contact scholarworks@uni.edu.


2002 UNIVERSITY OF NORTHERN IOWA FOOTBALL

UNI



FAST
FURIOUS
FOOTBALL.

Panther Football



Celebrating a championship!

PANTHERS		6:00	PENGUINS	
23	2	PERIOD	3	3
LEFT	3	TIME OUT	LEFT	3
TEAM FOULS	PLAYER-FOUL		TEAM FOULS	
DOWN	TO GO		BALL ON	

No. 2 falls!



Griff Jurgens hands off to Adam Bengtson on way to 34-13 victory.



On to the semis!

All-American kicker Mackenzie Hoambrecker.



Matt Mitchell makes the hit.

Richard Carter takes a breather.



Here come the Panthers!



2002 UNI FOOTBALL MEDIA GUIDE

CAA 1-AA PLAYOFFS • 85 87 90 91 92 93 94 95 96 01

2002 UNI Football Schedule

DATE	OPPONENT	LOCATION	TIME
Aug. 29	WAYNE STATE (MI)	Cedar Falls, IA	7:05 p.m.
Sept. 7	Oklahoma State	Stillwater, OK	6:05 p.m.
Sept. 21	STEPHEN F. AUSTIN (Family Day)	Cedar Falls, IA	4:05 p.m.
Sept. 28	Cal Poly	San Luis Obispo, CA	8:00 p.m.
Oct. 5	WESTERN KENTUCKY* (Homecoming)	Cedar Falls, IA	4:05 p.m.
Oct. 12	Southern Illinois*	Carbondale, IL	7:00 p.m.
Oct. 19	Youngstown State* (KFXA-KFXB TV)	Youngstown, OH	3:00 p.m.
Oct. 26	ILLINOIS STATE*	Cedar Falls, IA	4:05 p.m.
Nov. 2	Indiana State*	Terre Haute, IN	1:05 p.m.
Nov. 9	WESTERN ILLINOIS*	Cedar Falls, IA	4:05 p.m.
Nov. 16	SOUTHWEST MISSOURI STATE*	Cedar Falls, IA	5:05 p.m.

*Gateway Football Conference Game/All Times Central and Subject to Change)

COVERING THE PANTHERS

Quick Facts.....	2
Media Information.....	3
Travel Schedule.....	3
Media Outlets.....	4
Gateway Football Conference.....	5
Gateway Composite Schedule.....	6

EXPERIENCE UNI

Cedar Falls.....	8
UNI.....	9
Traditions.....	10
The UNI-Dome.....	11-12
Facilities.....	12-13
Strength Program.....	14
Sports Medicine.....	15
Academics.....	16

PREVIEWING 2002

Personnel Analysis.....	18
Depth Chart.....	19
Rosters.....	20-21
Outlook.....	22-25
Notes.....	26-27

THE STAFF

Mark Farley, Head Coach.....	32
Bill Salmon, Assoc. Head Coach.....	33
Rob Bolks, Def. Coordinator.....	34

Todd Eagen, Def. Line.....	35
Bill Inge, Linebackers.....	36
Ron Landphair, Secondary.....	36-37
Jack Mitchell, Tight Ends.....	37
Rick Nelson, Off. Line.....	38
Mario Verduzco, Quarterbacks.....	39
Support Staff.....	40
Administration.....	41

THE PLAYERS

Player Biographies.....	44-52
-------------------------	-------

THE OPPONENTS

Wayne State.....	60
Oklahoma State.....	60
Stephen F. Austin.....	61
Cal Poly.....	61
Western Kentucky.....	62
Southern Illinois.....	62
Youngstown State.....	63
Illinois State.....	63
Indiana State.....	64
Western Illinois.....	64
Southwest Missouri State.....	65
Scores vs. 2002 Opponents.....	65
Series Records vs. 2002 Opponents.....	66-68
All-Time Opponent Records.....	69
1-AA Playoff History.....	70

REVIEWING 2001

Results, Statistics.....	72-75
Game-by-Game Statistics.....	76-77
Final Polls.....	77
Gateway Football Statistics.....	78-81
Gateway Honors.....	82
2001 Recaps.....	83-87
The Last Time it Happened.....	87
Homecoming Results.....	88
Gateway Openers History.....	88

THE PROGRAM

Individual Records.....	90
Team Records.....	91
Scoring Records.....	91
Attendance Records.....	91
Playoff Records.....	92
Annual Leaders.....	93-98
Annual Yardage.....	99
1-AA Annual Leaders.....	100-101
Miscellaneous Records/Awards.....	102
Academic All-Conference.....	103
All-Time All-Conference.....	104-105
Captains.....	106
Hall of Fame Inductees.....	106
All-Americans.....	107
In the Pros.....	108-109
Playoff Appearances.....	110-112
1-AA National Polls.....	113-114
Season Openers.....	114
All-Time Lettermen.....	115-116
Coaching History.....	117
Year-by-Year Results.....	118-122

Credits

The **2002 UNI FOOTBALL MEDIA GUIDE** is a production of the UNI Athletics Media Relations Office.

EDITOR: Nancy Justis.

DESKTOP ASSISTANCE by the UNI Office of Marketing and Public Relations.

PHOTOGRAPHY provided by the UNI Office of Marketing and Public Relations, with selected photos provided by the Waterloo Courier.

THE FRONT COVER was designed by Mathis Earnest & Vandeventer of Cedar Falls, IA.

PRINTING BY Waverly Publishing Co.

QUICK FACTS

NCAA 1-AA PLAYOFFS • 85 87 90 91 92 93 94 95 96

GENERAL QUICK FACTS

Location Cedar Falls, IA 50614
 Founded 1876
 Enrollment 14,070
 Conference Gateway Football (NCAA 1-AA)
 Nickname Panthers
 Colors Purple (PMS 2617) and Old Gold (PMS 124 Coated,
 7406 Uncoated, 123 Four-color build)
 Stadium UNI-Dome (16,324/1976)
 Playing Surface Sheriff Field (Artificial)
 President Dr. Robert Koob (Northern Iowa '62)
 Director of Athletics Rick Hartzell (Northern Iowa '74)

INTERCOLLEGIATE ATHLETICS

phone: 319-273-2470
 UNI-Dome, Cedar Falls, IA 50614
 Athletics Director Rick Hartzell 273-2470
 Associate A.D.-Sport Management Kevin Buisman 273-2689
 Associate A.D.-Compliance Dr. Sandra Williamson 273-6033
 Associate A.D.-Business/Licensing Julie Bright 273-2475
 Assistant A.D.-Facilities Justin Sell 273-3647
 Athletic Sales Coordinator Sloane Tyler 273-6667
 Ticket Manager Greg Davies 273-7855
 Marketing & Promotions Dir. Eric Tyler 273-6944
 Athletic Club Administrator Kelly Bockenstedt 273-2471
 Life Services Dir. Colleen Heimstead 273-7465
 Facilities Coordinator Dave Kohrs 273-2053
 Academic Advisor Vicki Melnick 273-7719

PANTHER FOOTBALL

UNI-Dome NE Upper
 Cedar Falls, IA 50614-0311
 phone: 319-273-6175

HEAD COACH

Mark Farley (Northern Iowa '86)
 Record: 11-3 (2nd year at UNI)

ASSISTANT COACHES

Bill Salmon (Northern Iowa '76) Assoc. Head Coach/Offensive
 Coord./WRs
 Rob Bolks (Iowa State '74) Defensive Coord./Defensive Backs
 Todd Eagen (Northern Iowa '91) Defensive Line/Recruiting Coord.
 William Inge (Iowa '97) Linebackers/Special Teams Coord.
 Ron Landphair (Iowa State '97) Asst. Defensive Backs
 Jack Mitchell (Northern Iowa '00) Tight Ends
 Rick Nelson (Northern Iowa '84) Offensive Line
 Mario Verdusco (San Jose State '88) Quarterbacks

Strength & Conditioning Coach TBA
 Dir. of Sports Medicine Don Bishop (Upper Iowa '92)
 Equipment Manager Steve Nurse (Northern Iowa '88)

UNI Media Relations Staff

Mailing Address UNI-Dome NW Upper
 Cedar Falls, IA 50614-0314
 Phone 319-273-6354
 Fax 319-273-3602
 Press Box 319-273-6311
 Web Site www.unipanthers.com
 Media Relations Director Nancy Justis (Iowa '93)
 e-mail: nancy.justis@uni.edu
 Associate Director/Internet Coord. Kevin Kane (University of Northern Iowa '84)
 e-mail: kevin.kane@uni.edu
 Assistant Director Jill Gansemer (St. Ambrose '98)
 e-mail: jill.gansemer@uni.edu

IMPORTANT PHONE NUMBERS

Media Relations Office 319-273-6354
 Media Relations Fax 319-273-3602
 Justis at Home 319-277-3631
 Football Office 319-273-6175
 Football Fax 319-273-2357
 Athletics Department 319-273-2470
 Ticket Office 319-273-DOME
 Football Press Box 319-273-6311



Justis



Kane



Gansemer

IMPORTANT DATES

Gateway Football Conference Media Day July 25
 Freshmen, Transfers Report August 4
 Varsity Reports August 6
 UNI Press Day August 7
 First Day in Pads August 12
 Classes Begin August 26

Northern Iowa Ticket Information

SEASON TICKET PRICES

\$120 Premium Adult	\$72 Non-Premium Adult
\$60 Premium Youth (3-18) & Senior	\$36 Non-Premium Youth & Senior
\$96 Premium Faculty/Staff	\$60 Non-Premium Faculty/Staff
\$60 Premium Emeritus	\$36 Non-Premium Emeritus
\$99 Football Family Season Ticket (2 Adult & 2 Youth)	
\$7.00 Each Football Groups 20-99	\$5.00 Each Football Groups 100+
\$40 Football Family Fun Zone (4 Pack), Additional Youth \$10	

INDIVIDUAL GAME PRICES

\$20 Premium Adult	\$12 Non-Premium Adult
\$10 Premium Youth & Senior	\$6 Non-Premium Youth & Senior/ General Admission

TICKET OFFICE INFORMATION

The UNI Athletics Ticket Office, directed by Ticket Manager Greg Davies, is located at the northwest entrance of the UNI-Dome. The Ticket Office handles ticketing for all athletic events, in addition to other UNI-Dome events. Office hours are Monday through Friday 8 a.m. to 4:30 p.m. Credit cards are accepted. Persons also may order on-line at www.unipanthers.com/tickets. The phone number is 319-273-DOME.

The address is:
 UNI Ticket Office
 UNI-Dome NW Lower
 Cedar Falls, IA 50614-0313

INTERVIEW POLICIES

The Northern Iowa Athletic Media Relations Office and the football coaching staff are eager to assist the media with player and coach interview requests. To help in this endeavor, it is asked that the media contact the Media Relations Office for all player and coach interviews. Players and coaches may be interviewed prior to or directly after practice during the season, but **requests must be made through the Media Relations Office ahead of time.** Phone 319-273-6354.

Coach Farley or one of his assistants also will be available at the weekly **Press Luncheons** held each Monday in the back room of Pepper's Grill and Sports Pub in Cedar Falls. Farley also is available by phone between 11 a.m. and 12 noon weekdays. Phone 319-273-6175.

PRESS CREDENTIALS/PARKING

All requests for credentials should be made at least **three days in advance.** Credentials are left at the Northwest entrance Will Call window of the UNI-Dome. Passes are not mailed. **Only working press** will be assigned seats in the press box. Those media representatives wishing to purchase tickets are urged to contact the UNI-Dome Ticket Office (319-273-DOME).

Parking is available in the Wellness Recreation Center lot located north of the UNI-Dome. Credentialed names will be left with the parking attendant. A parking pass is not required.

PRESS BOX

Northern Iowa's working facilities are located on the east side of the UNI-Dome. Access is available at either the north or south end staircases. The press box is reserved for **credentialed** sportswriters, radio personnel, statisticians, team filmers, and home and visiting coaching staff. Scoreboard and public address personnel also are housed in the press box.

VISITING RADIO

Permission to broadcast must be secured at least two weeks in advance from the Athletic Media Relations Director at 319-273-6354. Northern Iowa operates a reciprocal "trade-out" system for opponents' lines. Each station will be allocated up to three seats and passes. The broadcast space is located at the south end of the press box. Only one visiting station or network (designated by the visiting team) will be granted broadcast space. The visiting station's line number is 319-273-6491.

PHOTOGRAPHERS

Working space for **television film crews** is limited. Cameras for working crews should be set up on the platform in the stands located just below the press box, while **team cameras** may be set up in the middle photo bay area in the press box.

PROFESSIONAL SCOUTS

Professional scouts will be accommodated in the press box as space permits during regular-season games only. Each professional club requiring space should contact the Athletic Media Relations Office at least three days in advance for credentials. Credentials are not mailed, but will be left at the Northwest Entrance Will Call Window of the UNI-Dome.

PRESS BOX SERVICES

Game programs, flip cards, complete statistics, and pre-game notes are provided at each Panther game. Two telephones are available post-game in the press box working area, but **it is advised that media bring their own telephone sets** if needed since numerous lines are available. A light meal will be served at half-time.

POST-GAME INTERVIEWS

Following the 10-minute cooling off period, Coach Mark Farley and requested players will meet the media in the Panther Room, located at the northeast corner of the arena, concourse-level. The UNI locker room is open following the 10-minute cooling off period. Every effort is made to have the visiting head coach available for interviews in the Panther Room following Coach Farley. Because of tight deadlines following night games, if quote chasers are needed, please contact the Media Relations Office two weeks in advance for scheduling purposes. Final post-game arrangements can be made with the visiting sports information director and those arrangements will be forwarded to working media.

PRESS LUNCHEONS

Northern Iowa head coach Mark Farley or one of his staff will be in attendance at the weekly Press Luncheons held each Monday at 12 noon in the back room of Peppers Grill and Sports Pub on 18th Street in Cedar Falls. The Press Luncheons are open to the public.

The UNI-Dome Press Box is one of the best facilities at the 1-AA level and may accommodate over 100 working journalists.

GATEWAY TELECONFERENCES

The Gateway Football Conference will host a league-wide teleconference each Wednesday with each team's head coach participating, beginning September 4 and concluding November 20. To participate, call 913-981-5509. This is for media only. Each call is recorded. To obtain a playback or a copy of the weekly teleconference tape, contact Mike Kern at the Gateway Conference Office. The schedule follows:

Denver Johnson, Illinois State	10:05
Tim McGuire, Indiana State.....	10:10
Mark Farley, Northern Iowa.....	10:15
Jerry Kill, Southern Illinois	10:20
Randy Ball, Southwest Missouri State	10:25
Don Patterson, Western Illinois	10:30
Jack Harbaugh, Western Kentucky	10:35
Jon Heacock, Youngstown State.....	10:40

2002 TRAVEL PLANS

Sept. 7 at Oklahoma State

Depart Saturday, Sept. 7, on Midwest Express charter airline from Waterloo, IA, at 1 p.m. Return to Waterloo following game, approximately 11:30 p.m.

Sept. 28 at Cal Poly

Depart Waterloo Friday, Sept. 27, at 12 noon on Global Airline Services charter airline. Arrive airport at 3:45 p.m. Hotel accommodations Best Western Royal Oak (214 Madonna Rd., San Luis Obispo, 805-544-4410). Depart for Waterloo following game. Arrive Waterloo Sunday at 6 a.m.

Oct. 12 at Southern Illinois

Depart Waterloo Saturday, Oct. 12, at 1 p.m. on Midwest Express charter airline. Return to Waterloo following game, arriving 11 p.m.

Oct. 19 at Youngstown State

Depart Waterloo Saturday, Oct. 19, at 8 a.m. on Global Airline Services charter airline. Day rooms at Holiday Inn Metroplex (1620 Motor Inn Dr., Girard, OH, 330-759-0606). Return to Waterloo following the game at 9 p.m.

Nov. 2 at Indiana State

Depart Waterloo Saturday, Nov. 2, at 8:30 a.m. on Midwest Express charter airline. Depart for Waterloo following game, arriving at 7 p.m.



MEDIA INFORMATION

NCAA 1-AA PLAYOFFS • 85 87 90 91 92 93 94 95 96

WIRE SERVICE

Associated Press: Chuck Schoffner, P.O. Box 1741, Des Moines, IA 50306...1-800-453-2113, 515-243-3281, Fax 515-243-1550...E-mail: cschoffner@ap.org

PRINT

Cedar Rapids Gazette: J.R. Ogden, Sports Editor, 500 3rd Ave. S.E., Cedar Rapids, IA 52401...319-398-8257, 1-800-397-8258, Fax 319-398-5846...E-mail: gazsport@fyiowa.com

Des Moines Register: Randy Brubaker, Sports Editor, P.O. Box 957, Des Moines, IA 50304...1-800-532-1455 (IA Only), 1-800-247-5346 (Out of state), Fax 515-286-2504...E-mail: brubakerr@news.dmreg.com

Northern Iowan: Sports Editor, University of Northern Iowa, Cedar Falls, IA 50614...319-273-2157, Fax 319-273-5931

Quad City Times: Sports Editor, P.O. Box 3828, 124 E. 2nd St., Davenport, IA 52801...319-383-2220, Fax 319-383-2370...E-mail: sports@qctimes.com

Waterloo Courier: Kevin Evans, Sports Editor, P.O. Box 540, Waterloo, IA 50704...319-291-1466, Fax 319-291-2069...Beat writer Doug Newhoff...E-mail: dnewhoff@wfcourier.com

TELEVISION

FOX 28 & 40 (KFXB Dubuque): Sports Director, 744 Main St., Dubuque, IA 52001...Fax 319-557-7101

FOX 28 & 40 (KFXA Cedar Rapids): 605 Boyson Rd., Cedar Rapids, IA 52402...319-393-2800, Fax 319-395-7028

KCCI-TV: Heidi Soliday, Sports Director, P.O. Box 10305, Des Moines, IA 50306...515-247-8811, Fax 515-244-0202...E-mail: hsoliday@hearst.com

KCRG-TV: John Campbell, Sports Director, 2nd Ave. at 5th St. S.E., Cedar Rapids, IA 52401...319-398-8391, Fax 319-368-8505...E-mail: john.campbell@kcr.com

KGAN-TV: Andy Garman, Sports Director, P.O. Box 3131, Cedar Rapids, IA 52406...319-395-9081...Fax 319-395-0113...E-mail: agarman@news.kgan.com

KWWL-TV: Rick Coleman, Sports Director, KWWL Bldg., 500 E. 4th St., Waterloo, IA 50703...319-291-1246, Fax 319-291-1233...Email: rcoleman@kwwl.com

PANTHER FOOTBALL ON FOX



Northern Iowa football will be well-chronicled on the airwaves, including on television. The Panthers' Oct. 19 game at Youngstown State will be telecast live on KFXA-KFXB (FOX 28 & 40) as part of the Gateway Football Conference television package. At press time, that was the only game confirmed to be telecast. Fox 28 & 40 will produce Mark Farley's weekly coach's show, which is part preview, part promo and part pep rally. The 12 shows will air each Saturday at 11 a.m., beginning Aug. 31. The TV voice of the Panthers is Rob Brooks.



Rob Brooks

RADIOS

KCNZ: Mark Simpson, Sports Director, 721 Shirley St., P.O. Box 248, Cedar Falls, IA 50613...319-277-1918, Fax 319-277-5202

KCRR: Elwin Huffman, Sports Director, 501 Sycamore St., Waterloo, IA 50703...319-233-9770, Fax 319-833-4870

KXEL: Dennis Lowe, Operations Manager, 514 Jefferson St., Waterloo, IA 50701...319-234-2200, Fax 319-354-9504

WMT: Sports Director, P.O. Box 2147, Cedar Rapids, IA 52406...319-395-0533, Fax 319-393-0918

MISCELLANEOUS

Gateway Football Conference: Mike Kern, Assistant Commissioner, 1818 Chouteau Ave., St. Louis, MO 63103...314-421-2268; FAX 314-421-3505; Scoreboard 314-569-5636...E-mail: kern@mvc.org

UNI Media Relations: Nancy Justis, Director, UNI-Dome NW Upper, Cedar Falls, IA 50614-0314...319-273-6354; FAX 319-273-3602...E-mail: nancy.justis@uni.edu

Scott Peterson, Color Analyst: 2306 Ashland Ave., Cedar Falls, IA 50613

Gary Rima, Play-by-Play: 1325 1st St. S.E., Oelwein, IA 50662...319-283-3994, Fax 319-232-0700

LOCAL LODGING

Best Western Starlite Village, 214 Washington, Waterloo, IA 50701...1-800-903-0009

Country Inn & Suites, 2910 S. Main St., Cedar Falls, IA 50613...319-268-1800

Heartland Inn, 1809 La Porte Rd., Waterloo, IA 50702...319-235-4461

Holiday Inn Express, 2141 La Porte Rd., Waterloo, IA 50702...319-233-9191

Holiday Inn-University Plaza, 5826 University Ave., Cedar Falls, IA 50613...319-277-2230

Ramada Inn-Waterloo, 4th & Commercial, Waterloo, IA 50701...319-233-7560

Midway Inn, 4117 University Ave., Cedar Falls, IA 50613...319-277-6931

Red Fox Inn-Waverly, Highway 3 West, Waverly, IA 50607...319-353-5330

University Inn, 4711 University Ave., Cedar Falls, IA 50613...319-277-1412

CAR RENTALS/TAXIS

(Waterloo Airport)

Avis, 1-800-831-2847, 319-233-1111

Deanoh's Taxi, 319-273-9082

Yellow Cab, 319-234-3535

National, 1-800-227-7368, 319-233-6838

UNI-DOME DIRECTIONS

From the North: Take Highway 218 and proceed south. Turn right on University Avenue. Take University, turn right on Hudson Road, and the UNI-Dome is located on the left.

From the South: Take Interstate 380 North to Highway 20. Take Highway 20 to Hudson Road and turn right. The UNI-Dome is located the left.

From the East: Take Highway 20 West to Hudson Road and turn right. The UNI-Dome is located on the left.

From the Airport: Take Airport Blvd. To Highway 57 west. Highway 57 west turns into 1st Street. Take 1st Street to Hudson Road and turn left. The UNI-Dome is on the right.

THE PANTHER SPORTS RADIO NETWORK

The Northern Iowa Radio Network found a new



home on the airways in 2000. KXEL (1540 AM), a 50,000-watt station in Waterloo, IA, is the Panthers' flagship station. At press time, KRNT (1350 AM Des Moines), KNEI (103.5

Waukon), KCZE (95.1 New Hampton) will carry all games live, while selected games will be carried by KLMJ (104.9 Hampton). KXEL, KRNT and KNEI also will carry Coach Mark Farley's call-in show. The games also are available on UNI's web site at www.unipanthers.com. Gary Rima handles the play-by-play, and Scott Peterson is the color analyst.



Northern Iowa Sports Network personalities, analyst Scott Peterson, left, and Gary Rima, play-by-play.

THE GATEWAY FOOTBALL CONFERENCE

CAA 1-AA PLAYOFFS • 85 87 90 91 92 93 94 95 96 01

You can expect more of the same from Gateway Football Conference members in 2002. After a season that featured a new team (Western Kentucky) and three coaching changes, stability will be an undercurrent for a conference which has sent two teams to postseason play in each of the past seven years. All signs point to continued national prominence for a league that enters its 18th season.

In recent years, the Gateway has established itself as a leader among Division I-AA conferences. The league has a national championship (Youngstown State in 1997) and five other Final Four trips in the past six years. Last year, both Northern Iowa and newcomer Western Kentucky reached the playoffs, while UNI advanced to the semifinals. UNI fell to eventual national champ Montana, while the Hilltoppers were eliminated by national runner-up Furman.

The league was 9-11 against other I-AA teams last season, which featured nine games against top-25 opponents. The success of the conference was not top heavy, as three Gateway teams reached eight or more wins. Northern Iowa (11), Western Kentucky (8) and Youngstown State (8) each reached eight in the victory column.

During the past five playoffs, the Gateway Conference has posted an impressive mark of 14-9, bettered only by the Southern Conference. Also, the Gateway is one of just three conferences (Atlantic-10 and Southern) to send at least 10 teams during the past five tournaments, and the GFC has had two representatives each of the past seven seasons. In addition, the Gateway is the only I-AA conference to have each of its members make the playoffs. Southern Illinois (1983) and Youngstown State (four times) have earned national titles.

In fact, during the decade of the 1990s, current members of the Gateway compiled a 34-19 mark in the I-AA playoffs, bettered only by the Southern Conference, whose members were 37-19 in that decade.

Team accomplishments have helped solidify the Gateway as a I-AA elite, but individuals at the league's member institutions are the real source of pride within the conference. Last year, two Gateway student-athletes were finalists for I-AA's top awards, while a total of 31 Gateway players earned All-America honors.

In addition, UNI's Mark Farley was a finalist for the Eddie Robinson Award, given to the nation's top I-AA football mentor. Farley was the AFCA Region IV Coach of the Year. Thanks to strong coaching, the Gateway Conference has reached and will maintain its place among the I-AA best.

The Gateway — along with several other I-AA leagues — claims a spot among the top I-AA conferences, and certainly there is statistical evidence to support the Gateway's place. Last year, the Gateway was 16-19 in non-conference games. Of the 19 losses last season, six were to ranked I-AA foes, and eight others were to I-A teams. During the past six seasons, the Gateway has compiled a 140-94 record in non-conference games. Of the 94 losses, 73 came against ranked I-AA or I-A opponents. Said another way: only 21 times in those 234 games did a Gateway Conference team lose to a non-ranked I-AA team or to a non-I-A team. Notably, the Gateway has posted 36 wins against top-25 I-AA teams in the past five years alone.

Last year, despite tough scheduling, four teams in the Gateway Conference had winning records, matching an all-time high. The Gateway has had four teams with better than .500 records in the same season eight times now, including the past four seasons.

In 1997, Youngstown State grabbed the crowned jewel for the Gateway, as the league had one of its most successful seasons. In addition to claiming the league's first national title, YSU finished the year ranked No. 1, marking the first time a league member has held that spot in a season-ending poll. Western Illinois ended the season at No. 6, marking the first time the Gateway ended the year with two teams ranked among the top six. In 1999, the Gateway trumped that, as YSU finished the year No. 2, and Illinois State was No. 3. Northern Iowa, too, finished in the top 20 in both the Teamlink.com (17) and Sports Network (15) final polls.

The 2001 season-ending poll had three Gateway teams in its Top 25 as Northern Iowa (4), Western Kentucky (12) and Youngstown State (16) finished among the national elite. Not counting preseason polls, YSU has appeared in 39 straight top-25 Sports Network polls, dating back to Sept. 6, 1999. Western Illinois saw its string of 41 straight polls end in November of 1999, while UNI was ranked in a league-record 96 straight polls from September 1990 until October 1997.

On the subject of national polls, the Gateway has had two teams ranked among the top 10 in the same poll 58 times (10 times in 2001; eight times in 2000; 10 times in 1999, five times in 1998, 14 in 1997 and 11 in 1996). Prior to 1996, that had happened just once.

In 1999, five Gateway teams (Illinois State, Northern Iowa, Southern Illinois, Western Illinois, and Youngstown State) were ranked in the same poll for the first time in league history. Prior to the Sept. 20, 1999, poll, the Gateway had never had five teams ranked in the Top 25 during the same week.

Four Gateway teams were in the Top 15 of the ESPN/USA Today Coaches top-25 rankings of Oct. 1, 2001 (Youngstown State-5, Western Kentucky-11, Western Illinois-14, and Northern Iowa-15). That marked the first time in league history that four league teams were in the Top 15 the same week. Those four schools were each ranked in the Top 15 in the Sports Network and/or ESPN coaches polls of Oct. 1, Oct. 8 and Oct. 15, giving the league four top-15 teams for three straight weeks.

Additionally, five Gateway teams appeared in The Sports Network Top-25 (Sept. 3, 2001) poll. That marked only the second time in league history that five Gateway teams were in the Top 25 the same week (Sept. 20, 1999).

A minimum of four Gateway teams have been ranked in the same Top 25 poll 24 times in league history, including seven polls in 2001, and a league-record nine times in 1999.

The original Gateway Conference was founded as a women's athletic organization in August, 1982, following the dissolution of the Association of Intercollegiate Athletics for Women. In September of that year, Patty Viverito was named the first commissioner of the newly founded conference, a position she maintains today. Before moving to its permanent headquarters in St. Louis, the Gateway spent three organizational months on the campus of Eastern Illinois University.

In July of 1992, the 10-team Gateway Conference disbanded as its women's programs realigned with their men's teams in their respective conferences. The league assumed its new name on July 1, 1992, becoming the Gateway Football Conference, a NCAA I-AA football league comprised of seven Midwest institutions.

The Gateway Conference football division was born on August 21, 1985, when the Gateway Conference President's Council voted to add a I-AA football division for six of its members to the previously all-women's athletics organization.

The 10 founders of the original Gateway Collegiate Athletic Conference currently belong to three conferences. Eight members joined their men's programs in the Missouri Valley: Bradley, Drake, Illinois State, Indiana State, Northern Iowa, Southern Illinois, Southwest Missouri State and Wichita State. Eastern Illinois is in the Ohio Valley Conference, while Western Illinois competes in the Mid-Continent, Youngstown State's sports, other than football, are in the Horizon League, while Western Kentucky's home for non-football sports is in the Sun Belt.

In its decade of operation, the Gateway sponsored championships in 10 women's sports and football. The women's sports were basketball, cross country, golf, indoor and outdoor track & field, swimming and diving, tennis, softball, volleyball and, in its early years, field hockey.



Patty Viverito



Ed Tschannen



Mike Kern



1818 Chouteau Ave.
St. Louis, MO 63103
Phone: 314-421-2268
Scoreboard Phone: 314-569-5636
Fax: 314-421-3505
Commissioner: Patty Viverito
Assistant Commissioner: Mike Kern
Supervisor of Officials: Ed Tschannen

GATEWAY COMPOSITE SCHEDULE

NCAA 1-AA PLAYOFFS • 85 87 90 91 92 93 94 95 96

THURSDAY, AUGUST 29

Indiana State at Western Michigan 6:30 p.m.
Wayne State (MI) at Northern Iowa 7:05 p.m.
Kentucky Wesleyan at Southern Illinois 7:00 p.m.
East Central at Southwest Missouri State 7:00 p.m.
Drake at Western Illinois 6:05 p.m.
Clarion at Youngstown State 6:30 p.m.

SATURDAY, AUGUST 31

Illinois State at Purdue TBA
Western Kentucky at Kansas State TBA

SATURDAY, SEPTEMBER 7

Quincy at Illinois State 6:30 p.m.
Cumberland University at Indiana State 6:30 p.m.
Northern Iowa at Oklahoma State 6:05 p.m.
Southeast Missouri State at Southern Illinois 7:00 p.m.
Southwest Missouri State at Hampton 12:30 p.m.
Kentucky State at Western Kentucky 5:30 p.m.
McNeese State at Youngstown State 6:00 p.m.

SATURDAY, SEPTEMBER 14

Indiana State at Ball State 1:00 p.m.
Southern Illinois at Murray State 6:00 p.m.
Southwest Missouri State at Kansas 6:00 p.m.
Western Illinois at Western Kentucky 5:30 p.m.

SATURDAY, SEPTEMBER 21

Murray State at Illinois State 6:30 p.m.
Indiana State at Eastern Illinois 6:30 p.m.
Stephen F. Austin at Northern Iowa 4:05 p.m.
West Virginia Tech at Southern Illinois 7:00 p.m.
Southeast Missouri State at Southwest Missouri State 7:00 p.m.
Western Illinois at Northern Illinois 6:35 p.m.
Youngstown State at Western Kentucky 5:30 p.m.

SATURDAY, SEPTEMBER 28

Illinois State at Eastern Illinois 1:30 p.m.
Murray State at Indiana State 1:05 p.m.
Northern Iowa at Cal Poly 8:00 p.m.
Southern Illinois at Eastern Michigan 5:00 p.m.
Youngstown State at Southwest Missouri State 7:00 p.m.
Sam Houston State at Western Illinois 1:05 p.m.
Western Kentucky at McNeese State 7:00 p.m.

SATURDAY, OCTOBER 5

Southwest Missouri State at Illinois State 2:30 p.m.
Indiana State at Youngstown State 6:00 p.m.
Western Kentucky at Northern Iowa 4:05 p.m.
Western Illinois at Southern Illinois 1:30 p.m.

SATURDAY, OCTOBER 12

Illinois State at Western Illinois 1:05 p.m.
Southwest Missouri State at Indiana State 6:30 p.m.
Northern Iowa at Southern Illinois 7:00 p.m.
Florida International at Western Kentucky 5:30 p.m.
Youngstown State at Florida Atlantic 3:00 p.m.

SATURDAY, OCTOBER 19

Southern Illinois at Illinois State 1:00 p.m.
Indiana State at Western Illinois 1:05 p.m.
Northern Iowa at Youngstown State 3:00 p.m.
Western Kentucky at Southwest Missouri State 1:30 p.m.

SATURDAY, OCTOBER 26

Illinois State at Northern Iowa 4:05 p.m.
Indiana State at Western Kentucky 4:30 p.m.
Southern Illinois at Southwest Missouri State 1:30 p.m.
Youngstown State at Western Illinois 1:05 p.m.

SATURDAY, NOVEMBER 2

Illinois State at Western Kentucky 4:30 p.m.
Northern Iowa at Indiana State 1:05 p.m.
Southern Illinois at Youngstown State 3:00 p.m.
Western Illinois at Southwest Missouri State 1:00 p.m.

SATURDAY, NOVEMBER 9

Youngstown State at Illinois State 1:30 p.m.
Indiana State at Southern Illinois 12:30 p.m.
Western Illinois at Northern Iowa 4:05 p.m.

SATURDAY, NOVEMBER 16

Illinois State at Indiana State 12:05 p.m.
Southwest Missouri State at Northern Iowa 5:05 p.m.
Western Kentucky at Southern Illinois 1:30 p.m.
Western Illinois at Southern Utah 2:05 p.m.

SATURDAY, NOVEMBER 23

Samford at Youngstown State 12:00 p.m.

All Times Central and Subject to Change





**Experience
UNI**



Cedar Falls, Iowa, has become a popular destination for visitors due to the city's warm and welcoming residents and the wide variety of experiences to be enjoyed. Annual events, performing and visual arts, permanent attractions, and year round outdoor recreation provide guests to the area with a multitude of leisure activities.

Among the city's most popular events are the Sturgis Falls Celebration and Cedar Basin Jazz Festival held during the last full weekend in June. Parades, music, food, craft shows and children's activities attract over 150,000 people for these events each year.

The College Hill Arts Festival, held in July on the university's campus, showcases the works of more than 75 juried artists from around the Midwest. The Festival's recent recognition by Sunshine Magazine is testament to the popularity and success of the event.

Other exciting summertime events include the Fourth of July fireworks, Iowa State Trap Shooting Competition, the Cedar Falls Bible Conference and the Cedar Trails Festival.

Bicycling, rollerblading, dog walking, hiking and jogging are enjoyed throughout much of the year on the community's outstanding hard-surfaced recreational trail system. You'll weave through Cedar Falls' nationally recognized Great American Main Street, past museums, parks and the university

campus, and alongside lakes and streams and the majestic Cedar River. Krieg's Crossing, the longest recreational trail bridge in the Midwest, is a feature you won't want to miss and during the winter months, much of the trail is groomed for cross country skiing.

Cedar Falls also has a wide variety of city parks to offer, including the innovative Paw Park, which is devoted to dogs. Black Hawk County Park and George Wyth State Park offer camping, boating, fishing and more. Hartman Reserve Nature Center provides a relaxing respite in the heart of the metro area and its ongoing educational programs assure a continued respect for these natural wonders. The Family Herb Tree also provides an entertaining and educational exposure to the mysteries of nature.

Visitors can experience the area's history first hand by visiting the Cedar Falls Historical Society's Victorian Home and Carriage House Museum, George Wyth House and Viking Pump Museum, Little Red School House Museum, Behrens Rapp Information Station and Ice House Museum for guided tours. The University Museums provide a window to the world through their many permanent and traveling exhibits and just north of town, Antique Acres preserves agricultural heritage through displays in the permanent museum and demonstrations during the annual Old Time Power Show.

If you prefer a faster pace, you'll want to take in a day of drag racing at Cedar Falls Raceways.

The expansive UNI-Dome has become a city landmark and is home not only to the UNI Panthers' outstanding athletic teams, it annually welcomes great events like the Iowa Boat Show, the Antique and Collectibles Show, Eastern Iowa Sports Show, Hawkeye Farm Show, and American Youth National Basketball Tournament, as well as a number of concerts, trade shows and special athletic events.

Cedar Falls is proud to be listed among travel writer John Villani's One Hundred Best Small Art Towns in America and it's no wonder as the arts are an integral part of everyday life in Cedar Falls. Visual arts are displayed in the galleries of the Hearst Center for the Arts, UNI's Kamerick Art Gallery and the streets of downtown Cedar Falls through the Garden's to Main Street Public Art Exhibit. The Gallagher-Bluedorn Performing Arts Center is an extremely popular destination, offering more than 300 performances each year. The Oster Regent Theatre also offers a variety of entertainment options, including Cedar Falls' special brand of community theatre.

Cedar Falls – this is the place!





Building on a strong tradition of teacher education, the University of Northern Iowa has evolved into one of the finest comprehensive public universities in the country. UNI emphasizes excellence in undergraduate education and offers selected graduate programs at the master's, specialist's and doctoral levels.

UNI's heritage and philosophy place great value on providing a student-centered educational experience. The university offers a learning environment that is small enough to provide students individualized attention, yet large enough to provide a variety of resources, including distinguished faculty.

Students First

Today, UNI offers more than 120 undergraduate majors. Outstanding academic programs, many of which are nationally-recognized for their excellence, have been established in the colleges of Business Administration, Education, Humanities and Fine Arts, Natural Sciences, and Social and Behavioral Sciences. In addition, UNI participates in the bachelor of liberal studies program offered by Iowa's Regent Universities and provides classes in centers around the state through the division of Continuing Education and Special Programs.

Recognized as the premier public undergraduate university in the state, UNI is experiencing an increasing demand for its high-quality programs. Enrollment at UNI was 14,070 students in the fall of 2001, the fourth consecutive year of record enrollments. Students come from every county in Iowa, 46 states and 57 countries.


The University of Northern Iowa was founded in 1876 as the Iowa State Normal School. It became Iowa State Teachers College in 1909. In 1961, the name was changed to State College of Iowa, and in 1967, the Iowa Legislature changed the status of the institution to that of a university under its present title.

Highlights

- UNI has ranked second among Midwest top public comprehensive universities by *U.S. News and World Report* for five consecutive years.
- The 2002 Sears Directors' Cup ranked the UNI Panther athletic program 25th in the nation at one point this past spring. Presented annually by the nation's athletic directors and sponsored by Sears, the Cup honors institutions that maintain a broad-based program and achieve success in men's and women's intercollegiate athletics.
- UNI is the alma mater of NFL and Superbowl MVP Kurt Warner, and U.S. Sen. Charles Grassley.
- UNI's Residential Network, ResNet, provides high-speed network computing to students living in the residence halls.
- UNI students are active and involved with more than 200 student organizations, including special interest clubs, sororities and fraternities, religious groups and academic groups.
- The UNI Wellness/Recreation Center, attached to the north side of the UNI-Dome, features the highest climbing wall in the Midwest, two pools, a running track, weight and fitness rooms, and courts for basketball, volleyball and racquetball.

STUDENT PROFILE

- Average age of undergraduates: 21.5
- Average age of graduate students: 34.1
- ACT scores of entering freshmen: scores of 21-25 (51%); scores of 26 or above (24%)
- Percent of student body from Iowa: 94.9



NICKNAME

It was 1931. The Northern Iowa student newspaper was called The College Eye. Cheerleaders were men and the UNI Panthers were known as the Iowa State Teachers College Tutors. In the fall of that year, a contest was sponsored by The College Eye and the men's Physical Education Department to change the name of the school's athletic teams.

The name that won was the "Purple Panthers," submitted by Burl Berry of Wellman, IA, and that's the name that has guided Northern Iowa teams for more than 70 years. Berry, who also happened to be that season's football MVP, won a briefcase from Berg Drug Company. The second-place winner received an alarm clock. It also is known that the name which took third place was the "Purple Grackles," submitted by students living in the same rooming house.

SCHOOL SONGS

PANTHER FIGHT SONG

"Hail Our Panthers, we are ever loyal,
 "Showing strength and unity.
 "As we rise, we firmly stand behind you
 "Urge you on to victory, Rah! Rah! Rah!
 "As you lead us on to fame and honor
 "Fight! Fight! Fight! will be our cry.
 "So give us a yell, Ho! The Purple and the Gold,
 "Victory for UNI!"

UNI ALMA MATER

"UNI, O Alma Mater
 "Hear our voices now in song;
 "Hail to thee, O state of plenty,
 "Thou has raised it proud and strong.

"True in spirit, strong in knowledge
 "UNI, we sing in homage.
 "Hail to thee, O Alma Mater
 "Our tomorrows shall be thine.

"From the hallowed halls of learning,
 "Rising from the fertile land;
 "Guide to fame thy sons and daughters,
 "In the patter of thy hand."

PANTHER MARCHING BAND

The UNI Panther Marching Band celebrated its 100-year anniversary in 2000. It all started in 1900 when eight students formed a Cadet Band, which performed for local events on campus and in downtown Cedar Falls. By 1929, under the direction of Myron Russell, the marching band numbered 120 men and women, and quickly was gaining prominence as a quality university marching band. In the years to follow, the band has been guided by an eminent list of directors, including Russell, Karl Holvik, Don Wendt, Jim Coffin, Paul Brizzi, Ashley Alexander, Paul Smoker, William Shepherd, John Vallentine, Dr. John Baker, and Christopher Woodruff.

Known for a classy and professional approach to performance, the band is recognized across the Midwest for its dynamic style, innovative drill and sensitive musical interpretation. The ensemble continues to thrill audiences at home football games in the UNI-Dome, as well as during road trips to other universities and NFL stadiums. The sounds of the "Panther Marching Band" can be heard on their first CD recording, "There's No Place Like Dome".

The band's pre-game and halftime shows contain hundreds of active frames or "moving sets" for the individual members of the band, coordinated to exciting music written by some of the leading arrangers in the country. Central to these field performances are sophisticated routines by the Northern Iowa Flag Line and Feature Twirlers, as well as professional dance choreography by the UNI Dance Team.

KEYS JINGLE

A different kind of music can be heard at football games as the Panthers put the ball into play. Jingling keys by fans await the opponents at each kickoff.



ILLUSTRIOUS HISTORY

Cedar Falls, IA, is the home of one of the finest 1-AA football programs in the nation. It's also home of one of the nation's premiere institutions of higher learning. Friends and fans of the UNI football team can relate many successes from the past century and more, but the last 15 years has produced some of the most exciting and successful seasons in history. There's no question the UNI football program arrived as a national power during the 1980s and it has seen continued success.

- 1985 First collegiate season.
- 1936 The Panthers embarked on their first full season of competition in the North Central Conference.
- 1939 The new Iowa State Teachers College Stadium was used for the first time on September 23 when Northeast Missouri State Teachers College invaded the local field. The Stadium was 300 feet long and 30 rows high and seated more than 6,000 fans. A permanent band shell, seating more than 100, and a press box handled a few more.
- 1940 A new electric scoreboard and clock was added to the ISTD Stadium. It was constructed so it could be dismantled and used for basketball and wrestling during the winter season.
- 1948 Night football became a reality at ISTD. Ninety-six sealbeam lights were used for illumination, 12 on each of eight poles. Cost of the lighting system was about \$12,000. Two of the Panther home games were under the arc lights – October 2 vs. Drake and October 16 vs. Western Michigan.
- 1976 The Panthers played their first season in the UNI-Dome, hosting Northern Michigan September 4.
- 1978 UNI joins the Mid-Continent Conference, along with Youngstown State, Western Illinois, Eastern Illinois, Northern Michigan and Akron.
- 1981 UNI moves up to the NCAA 1-AA level.
- 1985 The Gateway Conference, previously an all-women's league, added a football division. The Panthers advance to their first 1-AA national semifinal game, losing to eventual national champion Georgia Southern, 40-33.
- 1987 UNI advances to its second 1-AA national semifinal game, losing to Northeast Louisiana State in double overtime, 44-41.
- 1992 The quest for a national championship saw the Panthers drop their third national semifinal game to Youngstown State, 19-7. The year was highlighted by UNI's first no. 1 national ranking, a position it held for five straight weeks.
- 1996 The Panthers finish 12-2 overall and defeat Eastern Illinois 21-14 and William & Mary 38-35 in the first two rounds of the playoffs before losing 31-14 at Marshall in Head Coach Terry Allen's final season.
- 2001 The Panthers advance to their fifth 1-AA national semifinal game and end the year ranked fourth in the nation in Head Coach Mark Farley's first season.

Quick Facts

Opened: February, 1976

First Event: UNI vs. Iowa wrestling meet

First FB Game: 1976, vs. Northern Michigan (7-41)

First UNI Victory: 1976, vs. Nebraska-Omaha (34-13)

First Televised Football Game: Sept. 9, 1978, UNI vs. Youngstown State (Mid-Continent Conference debut and first-ever televised Panther football game)

Largest Home Crowd (Sellouts): 16,324, (1990) vs. Southwest Missouri State (20-17); (1992) vs. Idaho (27-26) and Southwest Missouri State (37-12); (1993) vs. Southern Illinois (49-17); (1994) McNeese State (24-34) and Illinois State (24-17); (1995) vs. Idaho (12-16)

UNI Record in the Dome: 124-31-1, .798

Undefeated Seasons: 7, 1984, 1986, 1990, 1993, 1996, 1997, 2001 (including post-season)

Most UNI-Dome Points: 77 (UNI 77, Wayne State (NE) 0, 1988)

Most Opponent Points: 52 (Southern Illinois 52, UNI 9, 1983)

Most UNI-Dome Wins in a Season: 8 (1992, 1996)

Most UNI-Dome Losses in a Season: 4 (1978)

Longest UNI-Dome Winning Streak: 29 (Regular season, 1989-94)

Longest Losing Streak: 4 (1978-79, 1988)

Consecutive Winning Seasons: 13 (1989-2001)

Consecutive Losing Seasons: 2 (1981-82)

UNI-Dome Year-by-Year

19763-3	19906-0
19774-3	19916-0
19782-4	19928-1
19793-3	19936-0
19806-1	19944-1
19814-2	19955-1
19824-2-1	19968-0
19834-1	19973-2
19847-0	19985-1
19857-1	19995-1
19866-0	20005-1
19876-1	20016-0
19882-3	Total 124-31-1(.798)
19895-1	



The UNI-Dome, a unique, multi-purpose athletic facility built in 1976, has gained a reputation as one of the finest collegiate facilities in America. The Dome combines the features of a field house, football stadium and large auditorium. It contains accommodations for a variety of events, such as concerts, exhibitions, trade shows and convocations, in addition to football, basketball, softball, wrestling and track events. It has been host to the NCAA football playoffs, gymnastics and wrestling championships, high school football and basketball, the Iowa high school football playoffs, was the site of the 1997 NCAA national wrestling championships, and the past two years, was the site of the International Superstars Track and Field Invitational, featuring several world-class athletes.

The Dome's versatility allows for football and basketball games or track meets to be held the same day. Underneath the artificial football turf on a synthetic floor area are basketball and tennis courts and an eight-lane, 200-meter oval running track.

The turf was replaced nine years ago with a new AstroTurf manufactured by Balsam Corporation, the same material that lasted 16 years prior to the installation of the new. It's a premier surface which has been utilized by every Dome facility in North America with the exception of one and offers the best durability and playability of any material on the market. The former air-supported, teflon-coated fabric roof was replaced three years ago with a permanent structure.

Approximately 16,400 spectators can be seated for football games and track meets and, although normal capacity is 10,000 for basketball, seating can be expanded to over 20,000. For stage productions such as concerts, total capacity can reach 25,000.

The University, the community and the entire state of Iowa are celebrating the UNI-Dome's 25th anniversary this season. A re-dedication ceremony will be held Family Weekend at 2 p.m., prior to the Panthers' home game against Youngstown State on September 29.



SHERIFF FIELD NAMED AFTER STAN SHERIFF

The UNI-Dome has been the home of the Panther football program since 1976, but the field itself was named Sheriff Football Field in the spring of 1993 in honor of UNI's former football coach and athletic director. Stan Sheriff was head football coach from 1960-82 and he also served as athletic director from 1970-83. From UNI, he went on to become athletic director at Hawaii, a position he held until dying of an apparent heart attack January 16, 1993, in Honolulu at the age of 60. Sheriff has been credited with the primary vision for the multi-purpose facility and has been given the most credit for getting the building constructed. At the time of his death, Fred Lewis, a staff columnist for The Honolulu Advertiser, wrote, "His (Sheriff's) diesel drive and far-reaching vision helped the (Hawaii) program scale milestone heights, all the while doing the near impossible in intercollegiate athletics today, operating inside the rules and in the black...Where others saw things as they had been or were, Sheriff was able to see them as they would be and plan accordingly...This was, after all, a man who in his previous job as athletic director at Northern Iowa sold the concept of a 16,800-seat, air-supported domed stadium to a disbelieving town." Former head football coach Terry Allen, who played for Sheriff, said, "Without what Stan Sheriff did, none of us at UNI would have what we have today."

UNI-Dome Records

Pass Attempts: 61, Kevin Glenn (Illinois State) 1998

Pass Completions: 35, Kevin Glenn (Illinois State) 1998

Passing Yards: 457, Kevin Glenn (Illinois State) 1998

Longest Pass: 96, Rick Fahnestock to Albert Brown (Western Illinois) 1986

Touchdown Passes: 6, Mike Smith vs. McNeese State, 1986

Interceptions: 5, Steve Sandon vs. Grand Valley State, 1981; Steve Michuta (Grand Valley State) 1981

Rushing Attempts: 48, Willie High (Eastern Illinois) 1993

Rushing Yards: 275, Steve Harris vs. Northwest Missouri State, 1984

Longest Running Play: 95, George Works (Northern Michigan) 1981

Average Rushing Yards Per Play: 12.8, Wes Anderson vs. Wayne State (17-219) 1988

Rushing TDs: 5, Paris Wicks (Youngstown State) 1981

Receptions: 14, Stefan Gomes (Maine) 2001

Receiving Yards: 247, Dedric Ward vs. Illinois State, 1996

Receiving TDs: 3, Ken Harvey vs. Youngstown State, 1981; Brian Baker vs. Indiana State, 1986; Tim Mosley vs. Southern Illinois, 1993; Dedric Ward vs. Eastern Illinois, 1993; Alonzo Clayton vs. McNeese State, 1996; Dedric Ward vs. Illinois State, 1996; Josh Whipple (William & Mary), 1996

Most Points: 30, Paris Wicks (Youngstown State) 1981

Most TDs: 5, Paris Wicks (Youngstown State) 1981

Total Offense: 517, Kevin Glenn (Illinois State) 1998

Most Field Goals Made: 4, Several (Most recent Matt Waller vs. Southwest Missouri State, 1994)

Most Field Goals Attempted: 5, Paul McFadden (Youngstown State) 1983; Mike Molstead vs. Central Missouri State, 1984; Mike Hollis (Idaho) 1992

Longest Field Goal: 56, Mike Scifres (Western Illinois) 2000

Most PATs: 11, Doug Jackson vs. Wayne State, 1988

Most PATs Attempted: 11, Doug Jackson vs. Wayne State, 1988

Most Interceptions: 3, Mike Smiley vs. Eastern Illinois, 1979

Most Interception Yards: 110, Willie Beamon vs. Eastern Illinois, 1989

Longest Interception: 90, George Brown (Mankato State) 1989

Most Tackles: 20, Joe Anderson vs. Drake, 1981; Joe Anderson vs. Youngstown State, 1981; Steve Savard (Northwest Missouri State) 1984; Tim Lance (Eastern Illinois) 1987

Sacks: 4, Matt Pedersen vs. Indiana State, 1997

Most Punt Returns: 7, Milo Popovic vs. Wayne State, 1988; Jackie Kellogg (Eastern Washington) 1992; Kenny Shedd vs. McNeese State, 1991; Tacoma Fontaine (Southwest Missouri State) 1998

Most Punt Return Yards: 145, Joe Fuller vs. Wisconsin-Whitewater, 1984

Longest Punt Return: 93, Joe Fuller vs. Wisconsin-Whitewater, 1984

Most Kickoff Returns: 9, Flip Johnson (McNeese State) 1986

Most Kickoff Return Yards: 233, Flip Johnson (McNeese State) 1986

Longest Kickoff Return: 100, Craig Nordlie vs. Drake, 1981; Chris Fontenette (McNeese State) 1992; Chris Watson (Eastern Illinois) 1995; Richard Daniels (Stephen F. Austin) 2000

Longest Fumble Return: 83, Patrick Hunter (McNeese State) 1994

Longest Blocked Kick Return: 89, Lavon Major (Eastern Washington) 1992

Most Punts: 13, Dan Lowney (Wisconsin-LaCrosse) 1983; Michael Andrews (Morgan State) 1991; Tyson Kassel (Southwest State) 1999

Longest Punt: 73, Tim Mosley vs. McNeese State, 1991

Growing for the Future

The Human Performance Center


Quality field experiences and a strong training regimen are hallmarks of a UNI education. These standards and yet another exciting opportunity for community partnership lie at the heart of a new Human Performance Center being proposed as part of a facility adjoining both the north end of the UNI-Dome and the Wellness Recreation Center.

The vision includes a three-story, 50,000-square-foot facility which would include renovation of a portion of the current Physical Education Center locker rooms and construction of a glass wall to replace the north end of the UNI-Dome wall. Directly behind the wall will be a state-of-the-art weight room for athletes and improvements to the north end of the UNI-Dome will result in new space for entertaining Athletic Club members and other university supporters.

The first floor will include locker rooms, meeting rooms, storage space and coaches' offices. The second floor will house an athletic training center/human performance lab, operated in conjunction with the UNI Athletic Training Program, as well as offices for Cedar Valley Medical Specialists, a group of doctors specializing in orthopedic surgery and physical therapy. The third floor will house the headquarters for the National Program for Playground Safety and Camp Adventure.



Artist's rendering of the outside of the Human Performance Center.



Artist's rendering of the interior of the UNI Dome.




The McLeodUSA Center

It is impossible to imagine the UNI campus without the UNI-Dome. It began merely as a dream. Today, this facility stands as visible evidence of the dedication of alumni and friends who have helped build the facilities UNI students and programs deserve.

The new McCleodUSA Center will be a facility specifically built for the Panther volleyball, wrestling and basketball programs, will provide year-round training opportunities, will be located near the UNI-Dome and Wellness and Recreation Center to complete a state-of-the-art athletic and recreation complex, and will seat 5,000 to 6,000 to accommodate sports, concerts, exhibitions and other community events.

The Center will provide a focal point for students, faculty, staff, alumni and the community to come together to cheer the Panthers, will bolster the image of the university as a premier performance center, and will ensure continued success and growth of UNI's student-athlete tradition.



Artist's rendering of McLeod Center

The Outdoor Track Complex

UNI's outdoor track complex was completed in time for the Panthers to host the 1998 Missouri Valley Conference Outdoor Track and Field Championships. The Panthers hosted that event once again this past spring.

Wellness/Recreation Center

This \$18.3 million facility, attached to the north side of the UNI-Dome, opened in the fall of 1997. It features the highest climbing wall in the Midwest, two pools, a running track, weight and fitness rooms, and basketball, volleyball and racquetball courts.

The West Gym

The West Gym currently is home to the Panthers' wrestling, women's volleyball and women's basketball teams until the McLeodUSA Center is constructed. The facility was remodeled three years ago with a new floor, locker rooms and lower bleacher seating.



West Gym



Outdoor track



Wellness Recreation Center



JIM KRAMER
Strength and Conditioning
Coach

A 1989 graduate of Wisconsin-La Crosse, Jim Kramer joined the UNI staff in July of 1997. He resigned his position just as this publication was going to print to join the staff at the U.S. Olympic Training Facilities in Colorado Springs, CO.

At the time of his UNI appointment, he had been an Assistant Director of Player Development since 1995 for the Georgia Tech Athletic Association

and prior to that, was Strength and Conditioning Coach from 1993-95. He also served as an Assistant Strength and Conditioning Coach at Appalachian State from 1990-92.

Other professional experience includes serving as the intern strength and condition coach at the United States Olympic Training Center from August through December 1989 and as a volunteer in that position at Wisconsin-La Crosse.

A native of Pjatteville, WI, he received his master's degree in Exercise Science from Appalachian State in August of 1993. He was the 91kg champion at the American Weightlifting Championships in 1996 and was a National Strength and Conditioning Association Challenge Scholarship recipient. He was an NAIA Academic All-American wrestler at UW-La Crosse and was a member of that school's 1985 NAIA national championship football team.

He's a certified level 1 Olympic Weightlifting Coach and a certified Strength and Conditioning Specialist. He was named the 1999 Missouri Valley Conference Professional of the Year and was named the 1999 NSCA Strength and Condition Professional of the Year.

He's married to the former Kimberly Hollister.

Strength and Conditioning

The Northern Iowa Strength and Conditioning program is a blend of science, technology and one-on-one attention to each athlete.

Throughout the year, UNI athletes can spend more time working on strength and conditioning than any other aspect of their game. During the off-season, athletes work on strength improvement, speed, power, agility and conditioning. The in-season program is devoted to continuation of strength gains and performance-related conditioning.

Throughout an athlete's first year on campus, baseline measures of strength, speed, power, agility, flexibility and endurance are collected. Measure of body composition and weight also are recorded. With this information, goals are set for development and maintenance.



Top 10 Lists

Vertical Jump

1. Adam Benge	38.5
2. Eddie Galles	37.5
3. Michael Fiech	37
4. Derc Albrecht	35
Justin Jansen	35
Moses Joseph	35
7. Jim Lizzi	34.5
8. Seth Last	34
9. Marlus Mays	33.5
10. William Brechin	33

Bench

1. Dru Grigson	480
2. Seth Last	445
3. Jeff Bates	435
4. Ben Bowditch	425
Terrell Morgan	425
6. Jamie Moyer	415
7. Robert Hamre	405
Jonathan Harrell	405
Kevin Stensrud	405
10. Zach Stien	400

Squat

1. Chad Setterstrom	575
2. Seth Last	525
3. Ryan Ozbun	525
4. Richard Pope	525
5. Ben Deike	515
6. Michael Fiech	510
7. Terrell Morgan	500
Darin Heideman	500
9. Jamie Moyer	495
Jonathan Harrell	495

Clean

1. Chad Setterstrom	319
2. Seth Last	308
3. Ryan Ozbun	291.5
4. Robert Hamre	286
Ryan Walter	286
6. Casey Tierney	280.5
7. Tyler Shannon	275
Matt Mitchell	275
9. Justin Jansen	264
Terrell Morgan	264
Jonathan Harrell	264
Darin Heideman	264
Ben Deike	264
Kris Jongejeugd	264
John Schabillion	264
Adam Benge	264
Michael Fiech	264



DON BISHOP

Director of Sports Medicine

Director of Sports Medicine Donald L. Bishop, head Athletic Trainer for the seven years and Director of Athletic Training Education and Assistant Professor in the

Department of Health, Physical Education and Recreation at Upper Iowa University for one year, was named at UNI in August of 2001.

He received his bachelor's degree in Health, Physical Education and Recreation from Upper in 1992 and his master's in Health, Physical Education and Leisure Services from UNI in 1998. In his position at Upper Iowa, he coordinated athletic training coverage for 17 Division III sports teams.

Prior to joining the Upper Iowa staff in 1994, he was a Clinical Outreach Athletic Trainer at Winneshiek County Memorial Hospital in Decorah, IA, from 1992-94, and was an Adjunct Instructor at Northeast Iowa Community College in Calmar, IA, in the spring of 1994.

Bishop has served on the College and University Student Athletic Trainers Committee since the spring of 1999 and has been a member of the National Athletic Trainers Association (NATA) Board of Certification Exam.



The Northern Iowa sports medicine program features top-rate facilities and the outstanding services of sports and health care professionals.

The sports medicine program focuses on injury prevention. Staff members utilize Merac strength-testing devices, provide dietary analysis, measure physiological capacity and outline programs to improve an athlete's flexibility.

Athletic trainers and physicians work together to design rehabilitation programs for injured athletes. A wide variety of facilities and equipment, not only in the Sports Medicine Lab but in the Wellness and Recreation Center, including swimming pools, Merac equipment, Stairmasters and various exercise bikes, help athletes rehabilitate injuries and minimize the loss of fitness during recuperative time.

In addition, the UNI Student-Athlete Assistance Program (SAAP) provides confidential, professional and voluntary assistance and support to student-athletes regarding personal problems that are adversely affecting their academic or athletic performance. The SAAP offers education and assistance regarding alcohol/drug problems, emotional problems, family difficulties, health/physical problems, financial and legal problems and eating disorders, among others.



MEGAN BRADY

Asst. Director

MATT GAGE

Asst. Director



DR. JEFFERY CLARK

Cedar Valley Medical Associates
Team Doctor



Student-Athlete Assistance Program (SAAP)

The University of Northern Iowa SAAP provides confidential, professional, and voluntary assistance and support to student-athletes regarding personal problems that are adversely affecting their academic or athletic performance. Educational programs also are offered to prevent problems and promote the general well-being of student-athletes. The SAAP offers education and assistance regarding alcohol/drug problems, emotional problems, family difficulties, health/physical problems, financial and legal problems and eating disorders, among others.

To ensure the SAAP's effectiveness and protect students' rights, the following guidelines govern the program:

*The academic or athletics status of the student will not be jeopardized by the student seeking assistance.

*The program must protect the privacy of the student by employing strict confidentiality measures. Any details of communication between students and Core Committee members or Athletics Department personnel may not be disclosed to any source without the prior written consent of the student-athlete.

*The decision to use the program must be voluntary.

*Unless the student-athlete consents otherwise, the person making a referral to a source of assistance at a student-athlete's request may disclose only the following information: how the student was referred to SAAP, and the reason for the referral.



VICKI MELNICK
Academic Advisor

Vicki Melnick joined the UNI staff in November of 1997. Her responsibilities include coordinating academic services for over 400 Panther stu-

dent-athletes and serving as liaison to UNI Academic Advising Services, and to the Director of the Center for Academic Achievement.

She also sits on the UNI Compliance Council, the Academic Advising Council and the Intercollegiate Athletics Advisory Committee.

Prior to joining the UNI staff, she was an athletics academic services intern at the University of Utah for one year. Her primary responsibilities included serving as academic advisor for the men's golf, men's and women's track and cross country, and men's and women's skiing teams.

She was an Assistant Athletic Academic Advisor at Western Illinois from 1994-96, and a Compliance Office volunteer with the Leathernecks from January through May of 1996.

Melnick earned her master's degree from WIU in 1997 and her bachelor's from Michigan State in 1991. She was a graduate assistant in the WIU Physical Education Department from 1994-96 and was a substitute teacher from 1992-94.

ACADEMIC ADVISING SERVICES

Academic Advising Services provides a variety of services to help students achieve their personal, career, and academic goals at UNI.

Professional and peer advisors help students:

- *clarify life/educational goals
- *utilize University resources
- *select appropriate courses
- *resolve academic difficulties
- *interpret institutional academic requirements

The Reading/Learning Strategies Program provides many services for students, including free four-week courses in:

- *Speed Reading
- *Effective Study Strategies
- *Study Reading

CENTER FOR ACADEMIC ACHIEVEMENT


The Center for Academic Achievement is a student service organization. Its goal is to provide all students with the assistance necessary to develop or polish the academic skills that are essential to the pursuit of a college degree. The services are threefold:

- *Reading
- *Writing
- *Mathematics

EDUCATIONAL OPPORTUNITY PROGRAM

The mission of the Educational Opportunity Program is to provide supportive services which are essential for the identification, recruitment, retention and graduation of minority and educationally disadvantaged students who traditionally have not had equal access to higher educational institutions. These services are provided to participants:

- *Academic & Career Counseling
- *Tutorial Services
- *Financial Aid Counseling & Advising
- *Personal Counseling
- *Course Selection & Registration
- *Educational Planning





Preceding page

STARTERS RETURNING (16)

OFFENSE (10): Adam Benge (TB), Brodie Brelsford (OG), Richard Carter (TB), Ben Deike (OT), Griff Jurgens (QB), Marlus Mays (WR), Mark Moothart (FB), Ryan Ozbun (OC), Tom Petrie (QB), Chad Setterstrom (OT).

DEFENSE (4): Robert Hamre (DT), Matt Mitchell (DE), Terrell Morgan (DE), Casey Tierney (LB).

SPECIALISTS (2): Derrick Frost (P/KO), Mackenzie Hoambrecker (PK).

STARTERS LOST (9)

OFFENSE (2): Ryan Hannam (TE), Jake Soliday (WR).

DEFENSE (7): Jason Boehlke (DE), Brent Browner (CB), Daryon Brutley (CB), Carlos Dallis (LB), Ken Harris (SS), Chris Stimmel (FS), Adam Vogt (LB).

SPECIALISTS (0)

LETTERMEN RETURNING (29)

OFFENSE (16): Adam Benge (TB), Ross Bohner (OG), Brodie Brelsford (OG), Richard Carter (TB), Ben Deike (OT), Michael Fiech (TB), Kris Jongejeugd (OG), Griff Jurgens (QB), Walter Kelly (OT), Marlus Mays (WR), Mark Moothart (FB), Ryan Ozbun (OC), Tom Petrie (QB), Ben Sanderson (WR), Chad Setterstrom (OT), Ryan Walter (TE).

DEFENSE (12): Robert Hamre (DT), Justin Heins (DT), Raishaun Henderson (CB), Tony Howard (LB), Titus Ivory (LB), Justin Jansen (FS), Tyler Johnson (FS), Moses Joseph (CB), Matt Mitchell (DE), Terrell Morgan (DT), Justin Sandy (SS), Casey Tierney (LB).

SPECIALISTS (2): Derrick Frost (P/KO), Mackenzie Hoambrecker (PK).

LETTERMEN LOST (12)

OFFENSE (4): Ryan Hannam (TE), Levi Lyle (FB), Reid Seitz (WR), Jake Soliday (WR).

DEFENSE (8): Danny Banks (DE), Jason Boehlke (DE), Brent Browner (CB), Daryon Brutley (CB), Carlos Dallis (LB), Ken Harris (SS), Chris Stimmel (FS), Adam Vogt (LB).

SPECIALISTS (0)

NON-LETTERMEN RETURNING (Not counting red-shirts 18)

OFFENSE (9): John Breidenbach (WR), DeMarus Davis (WR), Michael Fiech (TB), Joe Keller (OT), Jim Lizzi (TB), Lee Reynolds (TE), Brad Richtsmeier (WR), Matt Trump (OG), Doug Wilkinson (OG).

DEFENSE (9): Ryan Arnold (DE), Brad Burger (DT), Seth Last (DT), Nick Matsen (SN), Clint Miller (SS), James Moyer (DT), Kevin Stensrud (DT), Zach Stien (DT), Gordon Szymanski (LB).

SPECIALISTS (0)

PANTHERS BY CLASS (103)*

SENIORS (20): Adam Benge (TB), Brodie Brelsford (OG), DeMarus Davis (WR), Derrick Frost (P), Dru Grigson (LB), Robert Hamre (DT), Mackenzie Hoambrecker (PK), Kris Jongejeugd (OG), Moses Joseph (CB), Griff Jurgens (QB), Seth Last (DT), Nick Matsen (SN), Mark Moothart (FB), Terrell Morgan (DT), James Moyer (DT), Ryan Ozbun (OC), Brad Richtsmeier (WR), Ben Sanderson (WR), Chad Setterstrom (OT), Zach Stien (DT), Ryan Walter (TE).

JUNIORS (20): Ross Bohner (OG), John Breidenbach (WR), Jimmie Brown (DB), Richard Carter (TB), Ben Deike (OT), Eddie Galles (WR), Jonathan Harrell (LB), Anthony Howard (LB), Justin Jansen (FS), Marlus Mays (WR), Clint Miller (SS), Matt Mitchell (DE), Jarvis Phillips (DB), Ryan Regenold (DB), Lee Reynolds (TE), Justin Sandy (SS), Gordon Szymanski (LB), Casey Tierney (LB), Matt Trump (OC), Nate Wirth (DT).

SOPHOMORES (20): Ryan Arnold (DE), Aaron Boettcher (QB), Brad Burger (DE), Matt Donnolly (SS), John Enslin (LB), Michael Fiech (TB), Brad Fowler (K), Justin Heins (FB), Cory Henke (P/K), Raishaun Henderson (CB), Titus Ivory (LB), Tyler Johnson (FS), Joe Keller (OT), Walter Kelly (OT), Jim Lizzi (TB), Tom Petrie (QB), Richard Pope (OG), Vendonn Simmons (LB), Kevin Stensrud (DT), Doug Wilkinson (OG).

FRESHMEN (42): Derc Albrecht (SS), Jeff Bates (OT), Tom Berlin (CB), Ben Bowditch (OT), William Brechin (CB), Bryan Butler (WR), Curtis Cooper (DB), Brian Cutright (TE), Nick Davis (DB), Jordan Dreyer (LB), Josh Ehn (LB), Ross Hannam (LB), Darin Heideman (FB), John Hermann (DE), Matt Humpal (LB), Patrick Hunter (WR), Alphonso Key (DB), Grant Larson (LB), Greg Lessman (FB), Merquiche Lewis (RB), Joe Lobdell (DE), Ryan Manahl (DB), Ryan Musick (TE), Kyle Newlin (OL), Adam Ott (OG), Brian Otters (TB), Justin Overman (LB), Nick Pauly (DL), Tyler Rawlins (OL), Joe Ryan (QB), John Schabillion (OC), Tyler Shannon (FS), Clifton Slaughter (OL), Geoffrey Stamp (SS), B.J. Stotster (CB), Justin Surrency (WR), Matt Tharp (WR), Trent Thenhaus (FDS), Ray Vorhes (WR), Andrew Williams (LB), Walter Wright (CB), Grant Zielinski (QB).

*2002 signees included

2002 DEPTH CHART

CAA 1-AA PLAYOFFS • 85 87 90 91 92 93 94 95 96 0

OFFENSE

- WR** 80 Eddie Galles (6-1, 190 Jr.)
86 John Breidenbach (5-7, 166 Jr.)
26 DeMarus Davis (6-0, 202 Sr.)
- OT** **71 Ben Deike** (6-4, 291 Jr.)**
79 Walter Kelly* (6-5, 285 So.)
61 Jeff Bates (6-4, 290 Jr.)
- LG** 69 Kris Jongejeugd* (6-6, 308 Sr.)
60 Doug Wilkinson (6-5, 320 So.)
- OC** **77 Ryan Ozbun** (6-3, 280 Sr.)**
73 Matt Trump (6-2, 291 Jr.)
66 John Schabilion (6-3, 284 Fr.)
- OG** **65 Brodie Brelsford** (6-5, 314 Sr.)**
72 Ross Bohner** (6-4, 287 Jr.)
76 Richard Pope (6-6, 319 So.)
- OT** **51 Chad Setterstrom*** (6-3, 303 Sr.)**
64 Joe Keller (6-5, 271 So.)
67 Ben Bowditch (6-3, 287 Fr.)
- TE** 84 Ryan Walter** (6-4, 243 Sr.)
87 Brian Cutright (6-4, 245 Fr.)
82 Lee Reynolds (6-3, 247 Jr.)
- WR** 25 Ben Sanderson* (5-9, 174 Sr.)
29 Ray Vorhes (5-8, 172 Fr.)
- QB** **12 Griff Jurgens* (6-2, 186 Sr.) OR**
13 Tom Petrie* (6-3, 211 So.)
14 Aaron Boettcher (6-3, 215 So.)
- WR** **88 Marlus Mays* (6-0, 199 Jr.)**
2 Brad Richtsmeier* (5-8, 152 Sr.)
15 Bryan Butler (6-0, 182 Fr.)
- TB** **3 Adam Benge*** (5-11, 195 Sr.)**
11 Richard Carter (5-4, 187 Jr.)**
3 Michael Fiech* (5-11, 202 So.)
27 Jim Lizzi (5-11, 187 So.)
83 Brian Otters (5-8, 199 Fr.)
- FB** **40 Mark Moothart* (5-11, 237 Sr.)**
58 Darin Heideman (6-0, 219 Fr.)
44 Greg Lessman (5-11, 212 Fr.)

DEFENSE

- DE** 15 Ryan Arnold (6-3, 246 So.)
54 John Hermann (6-3, 240 Fr.)
- DT** 96 Zach Stien** (6-4, 283 Sr.)
90 Terrell Morgan (5-11, 278 Sr.)**
91 Kevin Stensrud (6-1, 270 So.)
43 Seth Last (6-2, 238 Sr.)
- DT** **91 Robert Hamre*** (6-4, 295 Sr.)**
95 James Moyer (6-2, 277 Sr.)
93 Justin Heins* (6-0, 250 So.)
45 Nate Wirth (6-2, 268 Jr.)
- DE** **5 Matt Mitchell** (6-3, 238 Jr.)**
59 Brad Burger (6-5, 244 So.)
- LB** 17 Tony Howard* (6-2, 227 Jr.)
37 Jonathan Harrell (6-2, 226 Jr.)
31 Matt Humpal (5-11, 212 Fr.)
39 John Enslin (5-11, 210 So.)
- LB** **36 Casey Tierney** (6-4, 238 Jr.)**
57 Dru Grigson (6-1, 232 Sr.)
42 Justin Overman (6-5, 231 Fr.)
53 Grant Larson (6-1, 226 Fr.)
- LB** 9 Titus Ivory* (6-2, 219 So.)
32 Gordon Szymanski (6-3, 225 Jr.)
48 Jordan Dreyer (6-3, 222 Fr.)
30 Josh Ehn (6-0, 205 Fr.)
- CB** 1 Bill Brechin (5-10, 171 Fr.)
10 Raishaun Henderson* (5-9, 186 So.)
34 Walter Wright (6-0, 180 Fr.)
- FS** 21 Justin Jansen** (6-0, 199 Jr.)
6 Tyler Johnson* (5-9, 192 So.)
49 Tyler Shannon (6-1, 202 Fr.)
23 Trent Thenhaus (5-8, 185 Fr.)
- SS** 32 Justin Sandy** (6-0, 206 Jr.)
20 Derc Albrecht (6-1, 197 Fr.)
45 Clint Miller* (5-11, 199 Jr.)
41 Geoffrey Stamp (6-1, 215 Fr.)
35 Matt Donnolly (5-6, 182 So.)
- CB** 24 Moses Joseph* (5-9, 190 Sr.)
22 Tom Berlin (5-10, 186 Fr.)
38 B.J. Stotster (5-9, 169 Fr.)

SPECIALISTS

- FG/PAT**
47 Mackenzie Hoambrecker (6-0, 202 Sr.)**
28 Brad Fowler (5-8, 177 Fr.)
- HOLDER**
8 Derrick Frost (6-4, 199 Sr.)**
13 Tom Petrie* (6-3, 211 So.)
- SNAPPER**
52 Nick Matsen (6-0, 284 Sr.)
- KICKOFF RETURNS**
3 Adam Benge* (5-11, 195 Sr.)**
11 Richard Carter (5-4, 187 Jr.)**
4 Michael Fiech (5-11, 202 So.)
- PUNT RETURNS**
25 Ben Sanderson* (5-9, 174 Sr.)

Bold returning starters
*Letters earned



ALPHABETICAL ROSTER

NCAA 1-AA PLAYOFFS • 85 87 90 91 92 93 94 95 96

No.	Player	Pos.	Ht.	Wt.	Yr.	HOMETOWN (High School/JC)
20	Albrecht, Derc	SS	6-1	197	Fr.	Ankeny, IA (Ankeny)
15	Arnold, Ryan	DE	6-3	246	So.	Eldridge, IA (North Scott)
61	Bates, Jeff	OT	6-4	290	Fr.	Indianola, IA (Indianola)
3	Benge, Adam***	TB	5-11	195	Sr.	Ankeny, IA (Ankeny)
22	Berlin, Tom	CB	5-10	186	So.	Urbandale, IA (Urbandale)
14	Boettcher, Aaron	QB	6-3	215	Fr.	Omaha, NE (Harry A. Burke/Nebraska)
72	Bohner, Ross**	OG	6-4	287	Jr.	Story City, IA (Roland-Story)
67	Bowditch, Ben	OT	6-3	287	Fr.	Albany, WI (Evansville Senior)
1	Brechlin, Bill	CB	5-10	171	Fr.	Addison, IA (Addison Trail)
86	Breidenbach, John	WR	5-7	166	Jr.	Cedar Falls, IA (Cedar Falls)
65	Brelsford, Brodie**	OG	6-5	314	Sr.	Perry, IA (Perry)
	Brown, Jimmie	DB	6-2	185	Jr.	St. Louis, MO (Riverview Gardens/Highland CC)
59	Burger, Brad	DE	6-5	244	So.	Worthington, IA (Beckman)
16	Butler, Bryan	WR	6-0	182	Fr.	Powell, OH (Olentangy)
11	Carter, Richard**	TB	5-4	187	Jr.	Lansing, MI (Sexton)
	Cooper, Curtis	DB	5-10	175	Fr.	Blue Springs, MO (Blue Springs)
87	Cutright, Brian	TE	6-4	245	Fr.	Davenport, IA (Bettendorf)
26	Davis, DeMarus	WR	6-0	202	Sr.	Waterloo, IA (Houston (TX) Carter)
	Davis, Nick	DB	6-0	190	Fr.	Eldon, IA (Cardinal of Eldon)
71	Deike, Ben**	OT	6-4	291	Jr.	Marshalltown, IA (Marshalltown)
35	Donnelly, Matt	SS	5-6	182	So.	Mt. Pleasant, IA (Mt. Pleasant Community)
48	Dreyer, Jordan	LB	6-3	222	Fr.	Cedar Falls, IA (Cedar Falls)
30	Ehn, Josh	LB	6-0	205	Fr.	Conrad, IA (BCLW)
39	Enslin, John	LB	5-11	210	So.	Ackley, IA (AGWSR)
4	Fiech, Michael*	TB	5-11	202	So.	Inwood, IA (West Lyon)
27	Fowler, Brad	K	5-8	177	So.	Cedar Rapids, IA (Kennedy)
8	Frost, Derrick**	P	6-4	199	Sr.	St. Louis, MO (Clayton)
80	Galles, Eddie	WR	6-1	190	Jr.	Mankato, MN (Mountain Lake/Minnesota West Community & Technical College)
57	Grigson, Dru	LB	6-1	232	Sr.	Highland, IN (Highland/Fork Union Military Academy/New Mexico State)
91	Hamre, Robert***	DT	6-4	295	Sr.	Bloomfield, IA (Davis County)
	Hannam, Ross	LB	6-4	200	Fr.	St. Ansgar, IA (St. Ansgar)
44	Harrell, Jonathan	LB	6-2	226	Jr.	Montgomery, AL (Robert E. Lee/Ellsworth JC)
41	Heideman, Darin	FB	6-0	219	Fr.	Council Bluffs, IA (St. Alberts)
93	Heins, Justin*	DT	6-0	250	So.	West Union, IA (North Fayette)
19	Henke, Cory	P/K	5-11	176	So.	Waverly, IA (Waverly-Shell Rock/Iowa State)
10	Henderson, Raishaun*	CB	5-9	186	So.	Milwaukee, WI (Madison)
54	Hermann, John	DE	6-3	240	Fr.	Clive, IA (West Des Moines Dowling)
47	Hoambrecker, MacKenzie**	PK	6-0	202	Sr.	Davenport, IA (West/Ellsworth JC)
17	Howard, Anthony*	LB	6-2	227	Jr.	Iowa Falls, IA (Iowa Falls/New Mexico State)
50	Humpal, Matt	LB	5-11	212	Fr.	Cedar Falls, IA (Cedar Falls)
31	Hunter, Patrick	WR	5-10	167	Fr.	Racine, WI (Washington Park)
9	Ivory, Titus*	LB	6-2	219	So.	Bolingbrook, IL (Romeoville)
21	Jansen, Justin**	FS	6-0	199	Jr.	Grinnell, IA (Grinnell)
6	Johnson, Tyler*	FS	5-9	192	So.	Urbandale, IA (Urbandale)
69	Jongejeugd, Kris*	OG	6-6	308	Sr.	Sioux Falls, SD (Platte/North Dakota State College of Science/North Dakota)
	Key, Alphonso	DB	6-2	180	Fr.	Lawton, OK (Eisenhower)
24	Joseph, Moses*	CB	5-9	190	Sr.	Glenview, IL (Glenbrook South)
12	Jurgens, Griff*	QB	6-2	186	Sr.	Chatham, IL (Chatham Glenwood/William Rainey Harper)
64	Keller, Joe	OT	6-5	271	So.	Urbandale, IA (Urbandale)
79	Kelly, Walter*	OT	6-5	285	So.	Iowa City, IA (West)
53	Larson, Grant	LB	6-1	226	Fr.	Clear Lake, IA (Clear Lake)
43	Last, Seth	DT	6-2	238	Sr.	Hubbard, IA (Hubbard-Radcliffe/Wayne State (NE))
37	Lessman, Greg	FB	5-11	212	Fr.	Sioux City, IA (East)
	Lewis, Merquiche	RB	6-1	185	Fr.	Burlington, IA (Burlington)

28	Lizzi, Jim	TB	5-11	187	So.	Granger, IN (Penn)
	Lobdell, Joe	DE	6-6	250	Fr.	Lena, IL (Lena-Winslow)
	Manahl, Ryan	DB	6-0	183	Fr.	Hudson, IA (Hudson)
52	Matsen, Nick	SN	6-0	284	Sr.	Newton, IA (Newton)
88	Mays, Marlus*	WR	6-0	199	Jr.	Kansas City, MO (North Kansas City)
45	Miller, Clint*	SS	5-11	199	So.	Strawberry Point, IA (Starmont)
5	Mitchell, Matthew**	DE	6-3	238	Jr.	Waupaca, WI (Waupaca)
40	Moothart, Mark	FB	5-11	237	Sr.	Cedar Falls, IA (Waterloo Columbus Pittsburgh)
90	Morgan, Terrell**	DT	5-11	278	Sr.	Milwaukee, WI (Greenfield)
95	Moyer, James	DT	6-2	277	Sr.	Waupaca, WI (Waupaca/Ellsworth)
	Musick, Ryan	TE	6-4	250	Fr.	Belleville, IL (East)
	Newlin, Kyle	OL	6-6	250	Fr.	Armstrong, IA (Armstrong-Ringsted)
7	Otters, Brian	TB	5-8	199	Fr.	Fredericksburg, IA (Fredericksburg/Drake)
42	Overman, Justin	LB	6-5	231	Fr.	Rock Rapids, IA (Central Lyon)
77	Ozgun, Ryan**	OC	6-3	280	Sr.	Overland Park, KS (Blue Valley NW)
	Pauly, Nick	DL	6-4	250	Fr.	Cedar Rapids, IA (Xavier)
13	Petrie, Tom*	QB	6-3	211	So.	Plymouth, MN (Wayzata)
	Phillips, Jarvis	DB	6-2	195	Jr.	East Palatka, FL (Crescent City/Iowa Central CC)
76	Pope, Richard	OG	6-6	319	So.	Evanston, IL (Evanston/Kansas)
	Rawlins, Tyler	OL	6-4	275	Fr.	Newton, IA (Newton)
82	Reynolds, Lee	TE	6-3	247	So.	St. Charles, IL (St. Charles)
2	Richtsmeier, Brad*	WR	5-8	152	Sr.	Cedar Falls, IA (Cedar Falls)
	Ryan, Joe	QB	6-4	210	Fr.	Davenport, IA (Assumption)
25	Sanderson, Ben*	WR	5-9	174	Sr.	Cedar Rapids, IA (Prairie)
32	Sandy, Justin**	SS	6-0	206	Jr.	Sioux City, IA (East)
66	Schabillon, John	OC	6-3	284	Fr.	Bettendorf, IA (Bettendorf)
51	Setterstrom, Chad***	OT	6-3	303	Sr.	Northfield, MN (Northfield)
49	Shannon, Tyler	FS	6-1	202	Fr.	Ottumwa, IA (Ottumwa)
55	Simmons, Vendonn	LB	5-10	215	So.	Chicago, IL (Hubbard)
18	Slaivers, Andrew	P	5-10	195	Fr.	Bondurant, IA (Bondurant)
	Slaughter, Clifton	OL	6-4	285	Fr.	Des Moines, IA (Roosevelt)
58	Stamp, Geoffrey	SS	6-1	215	Fr.	Monticello, IA (Monticello)
92	Stensrud, Kevin	DT	6-1	270	So.	Lake Mills, IA (Lake Mills Community)
96	Stien, Zach**	DT	6-4	283	Sr.	Atkins, IA (Benton Community)
38	Stotster, B.J.	CB	5-9	169	Fr.	Wellsburg, IA (AGWSR)
	Surrency, Justin	WR	6-0	170	Fr.	St. Paul, MN (Concordia Academy)
33	Szymanski, Gordon*	LB	6-3	225	Jr.	Downers Grove, IL (North)
	Tharp, Matt	WR	6-1	187	Fr.	Webster City, IA (Webster City)
23	Thenhaus, Trent	FS	5-8	185	Fr.	Clear Lake, IA (Clear Lake Community)
36	Tierney, Casey**	LB	6-4	238	Jr.	Alta Vista, IA (New Hampton)
73	Trump, Matt	OC	6-2	291	Jr.	Mason City, IA (Mason City)
29	Vorhes, Ray	WR	5-8	172	Fr.	Marble Rock, IA (Rockford)
84	Walter, Ryan**	TE	6-4	243	Sr.	Charles City, IA (Charles City)
60	Wilkinson, Doug	OG	6-5	320	So.	Solon, IA (Solon)
	Williams, Andrew	LB	6-3	210	Fr.	Kirkwood, MO (Kirkwood)
46	Wirth, Nate	DT	6-2	268	Jr.	Cherokee, IA (Washington)
34	Wright, Walter	CB	6-0	180	Fr.	Louisville, KY (DuPont Manual)
	Zielinski, Grant	QB	6-2	190	Fr.	Franklin, WI (Franklin)

*Letters Earned



NUMERICAL ROSTER

SAA 1-AA PLAYOFFS • 85 87 90 91 92 93 94 95 96 01

No.	Player	Pos.	Ht.	Wt.	Yr.	HOMETOWN (High School/JC)
1	Brechin, Bill	CB	5-10	171	Fr.	Addison, IL (Addison Trail)
2	Richtsmeier, Brad*	WR	5-8	152	Sr.	Cedar Falls, IA (Cedar Falls)
3	Benge, Adam***	TB	5-11	195	Sr.	Ankeny, IA (Ankeny)
4	Fiech, Michael*	TB	5-11	202	So.	Inwood, IA (West Lyon)
5	Mitchell, Matt**	DE	6-3	238	Jr.	Waupaca, WI (Waupaca)
6	Johnson, Tyler*	FS	5-9	192	So.	Urbandale, IA (Urbandale)
7	Otters, Brian	TB	5-8	199	Fr.	Fredericksburg, IA (Fredericksburg/Drake)
8	Frost, Derrick**	P	6-4	199	Sr.	St. Louis, MO (Clayton)
9	Ivory, Titus*	LB	6-2	219	So.	Bolingbrook, IL (Romeoville)
10	Henderson, Raishaun*	CB	5-9	186	So.	Milwaukee, WI (Madison)
11	Carter, Richard**	TB	5-4	187	Jr.	Lansing, MI (Sexton)
12	Jurgens, Griff*	QB	6-2	186	Sr.	Chatham, IL (Chatham Glenwood/William Rainey Harper)
13	Petrie, Tom*	QB	6-3	211	So.	Plymouth, MN (Wayzata)
14	Boettcher, Aaron	QB	6-3	215	Fr.	Omaha, NE (Harry A. Burke/Nebraska)
15	Arnold, Ryan	DE	6-3	246	So.	Eldridge, IA (North Scott)
16	Butler, Bryan	WR	6-0	182	Fr.	Powell, OH (Olentangy)
17	Howard, Anthony*	LB	6-2	227	Jr.	Iowa Falls, IA (Iowa Falls/New Mexico State)
18	Slavers, Andrew	P	5-10	195	Fr.	Bondurant, IA (Bondurant)
19	Henke, Cory	P/K	5-11	176	So.	Waverly, IA (Waverly-Shell Rock/Iowa State)
20	Albrecht, Derc	SS	6-1	197	Fr.	Ankeny, IA (Ankeny)
21	Jansen, Justin**	FS	6-0	199	Jr.	Grinnell, IA (Grinnell)
22	Berlin, Tom	CB	5-10	186	So.	Urbandale, IA (Urbandale)
23	Thenhaus, Trent	FS	5-8	185	Fr.	Clear Lake, IA (Clear Lake Community)
24	Joseph, Moses*	CB	5-9	190	Sr.	Glenview, IL (Glenbrook South)
25	Sanderson, Ben*	WR	5-9	174	Sr.	Cedar Rapids, IA (Prairie)
26	Davis, DeMarus	WR	6-0	202	Sr.	Waterloo, IA (Houston (TX) Carter)
27	Fowler, Brad	K	5-8	177	Fr.	Cedar Rapids, IA (Kennedy)
28	Lizzi, Jim	TB	5-11	187	So.	Granger, IN (Penn)
29	Vorhes, Ray	WR	5-8	172	Fr.	Marble Rock, IA (Rockford)
30	Ehn, Josh	LB	6-0	205	Fr.	Conrad, IA (BCLW)
31	Hunter, Patrick	WR	5-10	167	Fr.	Racine, WI (Washington Park)
32	Sandy, Justin**	SS	6-0	206	Jr.	Sioux City, IA (East)
33	Szymanski, Gordon*	LB	6-3	225	Jr.	Downers Grove, IL (North)
34	Wright, Walter	CB	6-0	180	Fr.	Louisville, KY (DuPont Manual)
35	Donnolly, Matt	SS	5-6	182	So.	Mt. Pleasant, IA (Mt. Pleasant Community)
36	Tierney, Casey**	LB	6-4	238	Jr.	Alta Vista, IA (New Hampton)
37	Lessman, Greg	FB	5-11	212	Fr.	Sioux City, IA (East)
38	Stotser, B.J.	CB	5-9	169	Fr.	Wellsburg, IA (AGWSR)
39	Enslin, John	LB	5-11	210	So.	Ackley, IA (AGWSR)
40	Moothart, Mark*	FB	5-11	237	Sr.	Cedar Falls, IA (Waterloo Columbus/Pittsburgh)
42	Overman, Justin	LB	6-5	231	Fr.	Rock Rapids, IA (Central Lyon)
43	Last, Seth	DT	6-2	238	Sr.	Hubbard, IA (Hubbard Radcliffe/Wayne State (NE))
44	Harrell, Jonathan	LB	6-2	226	Jr.	Montgomery, AL (Robert E. Lee/Ellsworth CC)
45	Miller, Clint*	SS	5-11	199	So.	Strawberry Point, IA (Starmont)
46	Wirth, Nate	DT	6-2	268	Jr.	Cherokee, IA (Washington)
47	Hoambrecker, Mackenzie**	PK	6-0	202	Jr.	Davenport, IA (West/Ellsworth)
48	Dreyer, Jordan	LB	6-3	222	Fr.	Cedar Falls, IA (Cedar Falls)
49	Shannon, Tyler	FS	6-1	202	Fr.	Ottumwa, IA (Ottumwa)
50	Humpal, Matt	LB	5-11	212	Fr.	Cedar Falls, IA (Cedar Falls)
51	Setterstrom, Chad***	OT	6-3	303	Sr.	Northfield, MN (Northfield)
52	Matsen, Nick	SN	6-0	284	Sr.	Newton, IA (Newton)
53	Larson, Grant	LB	6-1	226	Fr.	Clear Lake, IA (Clear Lake)
54	Hermann, John	DE	6-3	240	Fr.	Clive, IA (West Des Moines Dowling)
55	Simmons, Vendonn	LB	5-10	215	So.	Chicago, IL (Hubbard)
57	Grigson, Dru	LB	6-1	232	Sr.	Highland, IN (Highland/Fork Union Military Academy/New Mexico State)
58	Stamp, Geoffrey	SS	6-1	215	Fr.	Monticello, IA (Monticello)
59	Burger, Brad	DE	6-5	244	So.	Worthington, IA (Beckman)
60	Wilkinson, Doug	OG	6-5	320	So.	Solon, IA (Solon)
61	Bates, Jeff	OT	6-4	290	Fr.	Indianola, IA (Indianola)
64	Keller, Joe	OT	6-5	271	So.	Urbandale, IA (Urbandale)
65	Brelsford, Brodie**	OG	6-5	314	Sr.	Perry, IA (Perry)
66	Schabillion, John	OC	6-3	284	Fr.	Bettendorf, IA (Bettendorf)
67	Bowditch, Ben	OT	6-3	287	Fr.	Albany, WI (Evansville Senior)
69	Jongejeugd, Kris*	OG	6-6	308	Sr.	Sioux Falls, SD (Platte/North Dakota State College of Science/North Dakota)
71	Deike, Ben**	OT	6-4	291	Jr.	Marshalltown, IA (Marshalltown)
72	Bohner, Ross**	OG	6-4	287	Jr.	Story City, IA (Roland-Story)
73	Trump, Matt	OC	6-2	291	Jr.	Mason City, IA (Mason City)
76	Pope, Richard	OG	6-6	319	So.	Evanston, IL (Evanston/Kansas)
77	Ozbun, Ryan**	OC	6-3	280	Sr.	Overland Park, KS (Blue Valley NW)
79	Kelly, Walter*	OT	6-5	285	So.	Iowa City, IA (West)
80	Galles, Eddie	WR	6-1	190	Jr.	Mankato, MN (Mountain Lake/Minnesota West Community & Technical College)
82	Reynolds, Lee	TE	6-3	247	So.	St. Charles, IL (St. Charles)
84	Walter, Ryan**	TE	6-4	243	Sr.	Charles City, IA (Charles City)
86	Breidenbach, John	WR	5-7	166	Jr.	Cedar Falls, IA (Cedar Falls)
87	Cutright, Brian	TE	6-4	245	Fr.	Davenport, IA (Bettendorf)
88	Mays, Marius*	WR	6-0	199	Jr.	Kansas City, MO (North)
90	Morgan, Terrell**	DT	5-11	278	Sr.	Milwaukee, WI (Greenfield)
91	Hamre, Robert***	DT	6-4	295	Sr.	Bloomfield, IA (Davis County Community)
92	Stensrud, Kevin	DT	6-1	270	So.	Lake Mills, IA (Lake Mills Community)
93	Heins, Justin*	DT	6-0	250	So.	West Union, IA (North Fayette)
95	Moyer, James	DT	6-2	277	Sr.	Waupaca, WI (Waupaca/Ellsworth CC)
96	Stien, Zach**	DT	6-4	283	Sr.	Atkins, IA (Benton Community)

*Letters Earned

Pronunciation Guide

Derc Albrecht	Dirk ALL-breck
Adam Benge	Adam Benj
Aaron Boettcher	Aaron BET-chur
Ross Bohner	Ross BAA-ner
Ben Bowditch	Ben BOE-ditch
Bill Brechin	Bill BRECK-in
DeMarus Davis	Dee-MAR-us Davis
Ben Deike	Ben DIKE-ee
Josh Ehn	Josh EN
Michael Fiech	Michael FEESH
Eddie Galles	Eddie GAL-us
Robert Hamre	Robert HAM-er
Raishaun Henderson	Ray-SHAWN Henderson
Kris Jongejeugd	Kris YOUNG-yay
Terrell Morgan	Tur-ELL Morgan
Ryan Ozbun	OZ-bun
Tom Petrie	Tom PEET-tree
Brad Richtsmeier	Brad RICH-meyer
John Schabillion	John Sha-BILL-yon
Vendonn Simmons	Ven-DON Simmons
Kevin Stensrud	Kevin STENS-rude
Zach Stien	Zach STEEN
Gordon Szymanski	Gordon Zee-MON-ski
Casey Tierney	Casey TIER-knee
Ray Vorhes	Ray VORE-hees



QB Griff Jurgens and C Ryan Ozburn

"We're not into preparing for just one team. Our emphasis is on how we can develop our personnel to the level where we feel they need to be while developing a sense of pride towards what we represent here at UNI. We need to get our best 11 athletes on the field and then develop a scheme that plays to the strengths of those 11 players for each game situation. If we can do that, then we'll be a championship contender."

They're baaaaack!

The Northern Iowa Panthers are back where they belong. After advancing to the 1-AA playoffs seven consecutive seasons, from 1990-96, and having made nine appearances total, UNI returned to the field last fall after winning its first Gateway Football Conference title since 1996. The Panthers advanced to their fifth national semi-final game in 2001 before falling to the eventual national champion. They recorded an 11-3 mark and were ranked fourth in the nation in the final 1-AA polls.

UNI was picked to finish a lowly fifth in the eight-team GFC despite recording three 7-4 and one 8-3 campaigns the previous four years. But with a new head coach patrolling the sidelines and the graduation of several all-Americans, including quarterback Ryan Helming, no one was expecting the Panthers to storm through the season in such fashion — no one except the Panthers themselves.

First-year head coach, UNI alum Mark Farley, brought passion and belief back to Cedar Falls. UNI started the year with a redshirt freshman at quarterback, a junior college transfer backup and a running back who hadn't played at all the previous season. Quarterback Tom Petrie led the Panthers to a 6-2 mark before being sidelined with sprained shoulders sustained against Illinois State. William Rainey Harper Junior College transfer Griff Jurgens took over for Petrie, leading the squad to the last three regular-season victories, including the Gateway championship in a thrilling 24-23 win at sixth-ranked Western Kentucky. He finished 5-1 as the Panthers' starter.

In all, the Panthers defeated five ranked 1-AA teams and 1-A Ball State, which went on to beat Motor City Bowl-bound Toledo later in the year.

Farley was named the league's Bruce Craddock Gateway Coach of the Year and AFCA Region 4 Coach of the Year. He placed third in the balloting for the Eddie Robinson Award, given to the top coach in 1-AA, receiving 16 first-place votes, the most of any candidate. Senior linebacker Adam Vogt was named Gateway Defensive Player of the Year and finished fourth in the balloting for the Buck Buchanan Award,

given to the top 1-AA defensive player. Petrie received Gateway Freshman of the Year honors.

Yes, the Panthers must have shocked the Gateway and the rest of nation. There will be none of that in 2002. Expectations always have been high for UNI's football program, and the standard has risen after last year's successes. But the element of surprise has been taken away, and Farley and his staff have a much clearer picture of what they can achieve, and where they need to go to take it all a step further.

A repeat performance never is easy. The Panthers lost key players on both sides of the ball, including Vogt, the entire starting defensive backfield, all-American tight end Ryan Hannam, who was a fifth-round draft pick of the Seattle Seahawks; and receivers Jake Soliday and Daryon Brutley, both NFL free agent signees. However, 30 of 42 lettermen return for another shot at the national championship, including 10 offensive and four defensive starters and two specialists.

Key returnees include defensive tackles Terrell Morgan and Robert Hamre, end Matt Mitchell, linebacker

Casey Tierney, offensive linemen Ben Deike, Brodie Brelsford, Ryan Ozburn and Chad Setterstrom; receiver Marlus Mays, both quarterbacks, running backs Adam Bengel and Richard Carter, all-American kicker Mackenzie Hoambrecker, fullback Mark Moothart and punter Derrick Frost.

The concerns facing Farley at the start of spring drills remain his concerns heading into fall two-a-days, although he feels some progress was made during the 15 practices held in April. Farley is most pleased with the progress of his young tight ends in terms of trying to fill the void left by Hannam's graduation. He has encouraging words about the further development of Ryan Arnold and Mitchell at defensive end. Third, he is excited about the growth and maturity of Petrie.

However, he believes the Panthers are not close to being where they need to be in the secondary, and calls that segment a "work in progress". He also was disappointed in the kicking game after spring drills. Though a very successful area for the team a year ago, he had hoped for a major step forward in this segment during the spring. He concedes that a lack of forward progress stemmed from the less than cooperative weather and the need to practice outside in April because of continuing repairs on the UNI-Dome roof.

QUARTERBACKS

"Griff and Tom will go into the fall as equals. We will not make the decision on who the starter is until the week prior to the Wayne State game. We are in a very unique situation by having two proven leaders, yet athletically having two different style quarterbacks. Tom has the running capabilities, strength and size advantage, yet he needed to develop the leadership qualities which comes with playing experience.

Consequently, that's what he developed throughout the spring with Griff still recovering from knee surgery. Griff, being a junior college transfer, has a lot of game experience, not only here, but at Harper Junior College, so he really is a three-year starter. He brings the leadership qualities and the winning attitude that comes with experience and hard work — he's going to find a way to get it done. We're very fortunate to



OT Chad Setterstrom



TB Adam Benge

before being sidelined with shoulder sprains sustained against Illinois State... He did play in 10 games total, completing 107-of-209 passes with 12 interceptions for 1,330 yards and seven TDs... He set a school record for most yards passing as a freshman (1,152 yards, regular-season games only)... He was the first freshman to start at quarterback for the Panthers dating back to at least 1949... He was one of eight finalists for Freshman of the Year by Dopke.com and was named Gateway Freshman of the Year and to the All-Newcomer Team... Petrie ranked fourth in the league in passing average, fifth in the conference and 93rd in 1-AA in total offense, and sixth in the league and 74th in the nation in pass efficiency... Petrie also was the team's third-leading rusher with 84 carries for 121 yards and two TDs... Senior Griff Jurgens took over from Petrie as the starter in the ninth game of the year and led the Panthers to a 5-1 mark, including a 24-23 win over sixth-ranked Western Kentucky that gave UNI the Gateway Football Conference championship... He completed 76-of-130 passes with five interceptions for 979 yards and five TDs... He injured a knee in the first quarter of the national semi-final game and missed all contact during spring drills, but he is ahead of schedule in his rehabilitation and is expected to be fully recovered by the start of two-a-days in August... The only other quarterback in spring camp was Nebraska transfer, sophomore Aaron Boettcher... Incoming signal callers include Joe Ryan of Davenport, sophomore (IA) Assumption High School and Grant Zielinski of Franklin (WI) High School.

RUNNING BACKS

"I think Adam Benge is a difference maker. He's got the capabilities of doing some special things, as he did last year throughout our season. He's in much better shape than he was at this time last year and I really feel he has a chance to become an elite running back for us. Richard Carter adds another dimension to our running game because he and Adam compliment each other so well. Richard is so quick and strong he becomes very elusive and a great change up to Adam's style. We expect great things from Adam and Richard, and will look to create as many opportunities for them as we can. Michael Fiech got a lot of reps in the spring due to Richard sitting out. He was getting 30 carries a scrimmage, which helped him to become a better player... There was a concern at fullback until Mark Moothart received another year of eligibility. Justin Heins finished the spring as the starter, with Darin Heideman as his backup, but with Mark back Justin could be one of our defensive tackles or Darin could be moved to linebacker. We're trying to find out where we can best use their skills to help us be successful."

The Panthers return the top six rushers from last season... Senior Adam Benge rushed for 1,383 yards and 16 TDs on 241 carries, becoming UNI's first 1,000-yard rusher since 1996... He had eight 100-yard-plus games in 2001, with a career-high 177 yards on 29 carries on a record-setting day at Eastern Illinois in the 1-AA play-

have two quarterbacks, yet at the same time, only one can be on the field. We'll choose one, we won't go back and forth... (Transfer) Aaron Boettcher did a nice job in spring camp. He will be challenged by the incoming freshmen, to see who will be the third quarterback we travel with."

Sophomore Tom Petrie started the first eight games in 2001 as a redshirt freshman and led the Panthers to a 6-2 mark

offs... Benge was a Gateway Offensive Player of the Week once and a Tri- and Co-National Offensive Player of the Week in the first two playoff games... He was a second team all-league choice and an honorable mention all-American by Don Hansen's National Weekly Football Gazette... He ranked second in the league and 28th in the nation in all-purpose running after catching 10 passes for 44 yards and returning 25 kicks for 588 yards; was third in the conference and 33rd in 1-AA in rushing and was ninth in the league and 55th in the country in kickoff returns... Junior Richard Carter carried the ball 223 times for 957 yards and eight TDs and reached the 100-yard plateau three times last season, with a season-best 132 yards on 24 carries against Southwest Missouri State... He ranked seventh in the Gateway and 67th in 1-AA in rushing... Sophomores Michael Fiech and Jim Lizzi are young running backs hoping to see their playing time increase... Fiech played in nine games last year, gaining 27 yards on eight carries, while Lizzi saw action in five contests, carrying the ball seven times for 26 yards... Before fullback Mark Moothart received another year from the NCAA, sophomore Justin Heins was moved over to the offense after playing a reserve role at defensive tackle last year... Redshirt freshman Darin Heideman was Heins' backup coming out of spring drills.

WIDE RECEIVERS

"This is a position that needs to be developed all the way into next season. We made progress this spring, but I'm still concerned. Marlus Mays and Ben Sanderson will be quality receivers in this league. I think they're very good football players that have the ability to build on the tradition of great receivers at UNI. They have speed, good hands and are sharp in running their routes, so I'm pleased with Marlus and Ben. The question still unanswered is who will rise to the top in the group of Eddie Galles, John Breidenbach, Brad Richtsmeier, Bryan Butler and DeMarus Davis and incoming freshman Justin Surrency. Time will only tell. We feel good about our tight end position after spring ball. Ryan Walter really did a nice job throughout spring drills to solidify himself as our starter. He probably was the most improved player throughout our off-season program. I'm confident he can step in and take over. Freshman Brian Cutright really progressed nicely in the spring, as did Lee Reynolds before he sprained his ankle. I'm pleased with those three players and feel we have some quality and depth there, we just need some game experience."

The Panthers lose three of their top four receivers from last year in Jake Soliday, who signed a free agent contract with the Arizona Cardinals; tight end Ryan Hannam, who was drafted by the Seattle Seahawks in the fifth round; and Reid Seitz, who was drafted in the third round in the Canadian Football League, the 27th pick overall... Soliday was a candidate for the Walter Payton Award at the start of last season and was a first team all-Gateway choice and honorable mention all-American wide receiver and return specialist by Don Hansen... He led the team with 56 catches for 907 yards and eight TDs and returned 27 punts for 355 yards... He ranked third in the league and 17th in the nation in punt returns, fourth in the league



DT Robert Hamre

and 82nd in the nation in receptions per game and receiving yards per game, and ninth in the league in all-purpose running...Hannam was the team's second-leading receiver with 43 catches for 404 yards, ranking eighth in the league in receptions per game...He was a second team all-conference selection and an honorable mention all-American by Don Hansen...Seitz ranked fourth on the team in receiving with 29 catches for 240 yards and two TDs...Junior Marlus Mays is the top returning receiver, third-high on the team last year with 31 catches for 539 yards and two scores...He had a season-best four catches for 92 yards in the 1-AA playoff game against Maine...Senior Ben Sanderson began to show his stuff as the season progressed and is listed as the starter at H-back heading into the fall...He played in all 14 games a year ago, catching four passes for 113 yards, and returned 10 punts for 115 yards...His best outing was two catches for 110 yards against Maine...Junior Eddie Galles redshirted last year after transferring from Minnesota-West Community and Technical College and is listed as the other possible starter...Senior Ryan Walter is the heir apparent at tight end...He started three games alongside Hannam last year, catching five passes for 42 yards.



DT Terrell Morgan

DEFENSIVE LINE

"I really think that our defensive line has a chance to be very productive this season. We are still experimenting with some schemes to enhance our performance, but do feel we have the ingredients to be a solid unit. Our interior tackles will be led by Robert Hamre, who was the most improved defensive player last winter. Terrell Morgan is the other returning starter from last season, while Zach Stien and Jamie Moyer fought through injuries but should be healthy for this season. Any one of the three could be our other tackle. The guy I'm anxious to see when we hit two-a-day camp is Kevin Stensrud. He had moved up to a starting tackle before re-injuring his knee this spring. How we use this group is just as important as who we use...At defensive end, Matt Mitchell has to keep improving. He's a consistent player, but we're pushing him to become a difference maker. On the other side, Ryan Arnold had a nice spring and is our projected starter, while freshman John Hermann will be a very good football player in time."

OFFENSIVE LINE

"I feel very strongly about our offensive line and really feel this group could be as good as any group to go through UNI. As a unit, this group works well together and share close relationships off the field as well as on the field. Ryan Ozburn is the hub of the unit that gives us flexibility in our play calling because of his athleticism and knowledge of the game. Chad Setterstrom and Ben Deike are solid players who anchor our edges at the tackle position. Both Chad and Ben are very intelligent, dependable tackles that do a great job of protecting our quarterbacks. Brodie Brelsford and Kris Jongejeugd add experience, size and strength to our line at the guard positions. With four seniors returning, we believe this should be the core unit of our football team. We are confident for the future of our line with Walter Kelly, Jeff Bates, John Schabillon and Ross Bohner making continual progress."

The Panthers return four of five linemen, losing only Matt Zehr at one guard position...Continued improvement in the offensive line, however, is important because of the youth of the defensive line, which will need more time to come together as a unit...Junior Ben Deike and senior Chad Setterstrom return at the tackle spots, senior Ryan Ozburn returns at center, and senior Brodie Brelsford is back to retain his starting role at one guard position...Setterstrom was a first team all-Gateway selection and was named third team all-American by the Associated Press and Don Hansen's National Weekly Football Gazette, while Deike was an honorable mention all-league choice...The Panthers' offensive line last year aided Adam Bengé's effort in rushing for over 1,000 yards and in the team's effort of averaging 191.4 yards on the ground, the largest rushing average since averaging 204 yards in 1988...Setterstrom and Deike graded out a winning percentage (at least 80 percent) in all but two of the regular-season games last year.

The only loss in the defensive line is end Jason Boehlke, who elected not to return to football, otherwise junior Matt Mitchell returns at end and Robert Hamre returns as a starter at one tackle spot...Sophomore Ryan Arnold is listed as the starter at the other end spot coming out of spring drills, while the other tackle position currently is held down by Zach Stien, a starter in 2000 who missed most of last year with injuries...Terrell Morgan, who started all but one game a year ago, returns and is listed behind Stien in the depth chart...Morgan led all linemen in tackles last year with 85 total, sixth-high on the team, and recorded four sacks, three tackles for loss, one forced fumble, a team-high three fumble recoveries, in addition to one deflection and one interception...He was tied for first in the league in fumble recoveries...Hamre recorded 82 tackles, including 49 solos, while Mitchell had 73 tackles, including 46 solos, a team-high 11 sacks, seven tackles for loss, four forced fumbles, two recoveries, five deflections and one interception...Mitchell was tied for second in the conference in forced fumbles and was second in sacks...Heins played in 10 games and finished with 25 stops...Hamre and Morgan were second team all-league selections...Freshman John Hermann and sophomore Brad Burger are vying for end positions, while sophomore Kevin Stensrud and senior Jamie Moyer are in the race at tackle.

LINEBACKERS

"Casey Tierney will be the Mike linebacker to replace Adam Vogt. He had a real nice spring in terms of his intelligence and leadership on the field. I expect Casey to pick up where Adam left off. I believe that Titus Ivory adds another dimension to our defense we did not have last season. He has the ability to be a very good football player because of his speed and intelligence. We moved him from free safety to linebacker a year ago and feel he is ready to be the starter. We also moved Tony Howard to linebacker in the spring to try and find a spot for him because he's such a solid young man and his work ethic is everything you want in a player. He became such a factor on special teams for us last year that we need to find a position for him."




The only returning starter at linebacker is junior Casey Tierney, last season's second-leading tackler behind all-American Adam Vogt... Tierney recorded 127 tackles, including 78 solos, seven tackles for loss, three fumble recoveries and two deflections from his outside spot, but he is slated to replace Vogt at the MIKE position this fall... Tierney had a season-high 16 tackles against 1-A Iowa State... He was tied for fifth in the league in tackles... Vogt led the team with 160 stops, 93 solos, in addition to 12 tackles for loss and four deflections... He ranked third in the Gateway in tackles and was 11th in the nation in total stops and tied for eighth in solos... Vogt was named the league's Defensive Player of the Year and first team all-American by the Associated Press and The Sports Network and placed fourth in the balloting for the Buck Buchanan Award... The other starter missing is Carlos Dallis, who graduated in December and elected not to return to football... He was tied for third on the team with 126 stops, including 92 solos, to go along with a team-high 14 tackles for loss... Dallis ranked 12th in the Gateway in tackles... Sophomore Titus Ivory played in all 14 games last season and is expected to start at one outside spot... He recorded 15 tackles a year ago... Junior Tony Howard transferred to UNI a year ago from New Mexico State... Originally expected to battle for a quarterback slot, he played primarily on special teams last season, recording seven tackles... Heading into the fall, he's listed as a possible starter at the other outside position.

DEFENSIVE BACKS

"This position will be the tale of our season. Justin Sandy and Justin Jansen really did a nice job in the spring learning the defense and becoming leaders within the secondary. Jansen is the most experienced defensive back returning and is the type of person that will find a way to win. Justin Sandy is a converted receiver with a lot of natural ability. Their development is critical to this team. Tyler Johnson was a nice surprise this spring and could contribute as a nickel or corner this fall. Moses Joseph continues to progress and had a nice spring. Derc Albrecht and Tyler Shannon are two safeties of the future, while Tom Berlin, Bill Brechin and Raishaun Henderson are young and still in the developmental stage."

The Panthers' secondary was decimated by graduation, with all four starters now out of the program... Strong safety Ken Harris, who signed as a free agent with the San Francisco 49ers, was tied for third on the team in tackles with 126, free safety Chris Stimmel was fourth with 115 stops and three deflections, Brent Browner



recorded 59 tackles, five deflections and a team-high six interceptions, and Daryon Brutley made 50 tackles and had a team-high 12 deflections... As a unit, those four starters recorded 350 tackles, including 222 solos, had 22 deflections and 12 interceptions... Brutley was a free agent signee with the Buffalo Bills... Harris ranked 13th in the league in tackles, Stimmel ranked 14th, Brutley was tied for second in passes broken up, and Brent Browner was first in the conference in blocked kicks (4)... Coming out of spring drills, redshirt freshman Bill Brechin is listed as the starter at left corner, while senior Moses Joseph is holding down the right corner spot... Joseph recorded 16 tackles last year in 14 games as a reserve, in addition to one fumble recovery and two deflections... Junior Justin Jansen is expected to take over at free safety after compiling 21 tackles last year in 13 games... He re-injured a shoulder during the spring and underwent surgery but is expected to be fully recovered by August... Junior Justin Sandy is listed as the probable starter at strong safety... He had 17 tackles last year.

SPECIAL TEAMS

"The kicking game was a disappointment in the spring. I don't think we stressed it enough and we definitely fought through some tough weather throughout April. The good news is that we can rectify the problems during the summer and pre-season camp. Fortunately, we have experience and we know what our snappers and kickers can do. We know the strength of Mackenzie's leg and we hope to improve that by another five yards. Both he and Derrick Frost are at the stage in their careers that they are intelligent enough to know what they need to do to improve. If Derrick can improve on his consistency and Mackenzie add a few more yards to his kicks, they will be the best tandem in the midwest. Nick Matsen is the catalyst for our kickers by delivering the ball timely and consistently with his snaps. We are very fortunate to have Nick. In returns, Ben Sanderson showed promise at the end of last season. I'm excited about what he can bring to our return game. He's got that knack to find seams and the courage that is needed to be a great returner."

Senior field goal/PAT specialist Mackenzie Hoambrecker was named a first team all-conference performer, a Walter Camp Football Foundation All-American, first team all-American by The Sports Network and Don Hansen's National Weekly Football Gazette and second team all-American by the Associated Press last season after making 41-of-43 PATs and 18-of-25 field goals with a long of 45... Senior punter/kickoff specialist Derrick Frost averaged 39.6 yards on 62 punts with a long of 65... He played a key role in the win at 12th-ranked Western Illinois, when he punted eight times for 317 yards, including a then career-long 62-yarder, for a 39.6 average... In the first half, he averaged 41.4 yards on five punts, and he placed four punts within the 20, including placing punts on the 11, seven and five yard lines... He also had three kicks for 65 yards each that went out of the end zone and WIU started no better than its own 20 yard line twice on any of its 10 possessions... Senior tailback Adam Bengé returned 25 kicks for a 23.5 average last year, while senior Ben Sanderson returned nine for a 33.2 average, scoring once... He also returned 10 punts for an 11.5 average, while Arizona Cardinal free agent Jake Soliday returned 27 punts for a 13.2 average, scoring twice.

OT Ben Deike

2002 NOTES

NCAA 1-AA PLAYOFFS • 85 87 90 91 92 93 94 95 96

Home Sweet Dome: Northern Iowa was 6-0 at home in the UNI-Dome last year, giving it six consecutive wins at home. The Panthers have gone undefeated at home in a season six times since 1990.

The Panthers had a 25-game overall home winning streak heading into the 1992 1-AA semifinal game against Youngstown State. The Penguins snapped the streak with their 19-7 win on December 12.

Prior to a September 24, 1994, loss to McNeese State, UNI had won 29 straight regular-season games in the Dome dating back to the 1989 season when it lost 22-14 to Mankato State in the first game of the year.

UNI is 130-31-1 (.806) in the UNI-Dome. Prior to 1998, the Panthers had two consecutive undefeated seasons in the Dome. They were 3-0 at home in Gateway Conference play last season. They now are 42-7 in home Gateway games, leading the league in home conference victories.

Still the State's Top Team: UNI has been the top Division I program in the state of Iowa since 1985, compiling a 158-59-1 record (.727) since helping to found the Gateway Conference football division. UNI's 2001 11-3 record marked the 13th straight season it has won at least seven games. That stretch has seen the Panthers compile an impressive 115-44 record. Against Gateway opponents, the Panthers are 78-23-0 (.772), leading the league in wins.

One of last season's losses came to 1-A Iowa State. One loss came to 1-AA national champion Montana.

The Panthers finished the decade of the '90s as the fourth-winningest 1-AA program, with 89 wins, and they are 18-7 over the past two campaigns.

Title Race: The Panthers placed second in the Gateway Conference in 1997, breaking a string of seven straight shared or outright titles, tied for third in 1998, nailed down third place again in '99, placed fourth in 2000, and won the title last season. In all, UNI has won or shared the conference title 10 times in the league's 17 seasons.

OT No Way: UNI is 1-4 in overtime games. The Panthers are 1-1 at home in OT. Two of those extra period games were during the 1-AA playoffs, and the Panthers lost both of them — 27-21 at Boston University in 1993, and 44-41 at Northeast Louisiana in 1987.

Halftime Lead Speaks for Itself: UNI's double overtime loss to Western Illinois in 1997 and the 20-17 loss in overtime to McNeese State in 1998 were the only times in the decade of the '90s when the Panthers surrendered a halftime lead (UNI led 9-0 at WIU and 7-0 against MSU). Prior to that, UNI had a 53-0 regular-season record when leading at the half.

UNI led third-ranked Youngstown State on the road 17-14 at the half in 2000, but went on to fall 28-24 in the last 1:17 of the game. The Panthers were 8-0 last year when leading at the half.

Cutting it Close: In the history of the Gateway, UNI has more one-point wins (seven) in league games than any other league member. UNI is 7-3 in league one-point games. When the Panthers defeated Western Kentucky 24-23 last Nov. 10 for the league championship, it marked just the second time in conference history in which there were two one-point decisions on the same day. In all, there have been 27 games decided by one point.

Poll Talk: The Panthers dropped out of the Sports Network Top 25 poll for the first time in 1998 the week of October 10. They remained unranked in the Top 25 polls until being ranked 25th at the end of the regular season by both the Sports Network and ESPN/USA Today after winning five straight games to finish the season. The Panthers had been ranked in a Division 1AA poll, either the NCAA's or the Sports Network poll, since September 24, 1990, a string of 96 consecutive polls, the longest streak in the nation, until dropping out of the ESPN/USA Today poll the week of November 3, 1997.

Bring 'Em On: UNI is 98-42 (.700) against 2002 opponents. The only team on this year's schedule where UNI has a losing record against is 1-A Oklahoma State. The Cowboys lead the series 1-0 after defeating the Panthers 33-23 in 1990.

Early Consideration: Several Panthers should be considered as all-America candidates, including senior tailback Adam Bengé, kicker Mackenzie Hoambrecker and offensive tackle Chad Setterstrom.

Returning Conference Honorees: Fifteen different players were named to 2001 all-conference teams, including four first-teamers. Returning all-conference players include first-teamers, kicker Mackenzie Hoambrecker and offensive guard Chad Setterstrom. Returning second-teamers include tailback Adam Bengé and defensive tackles Robert Hamre and Terrell Morgan. Honorable mention pick Ben Deike, an offensive tackle, also returns, as does Freshman of the Year and All-Newcomer team selection, quarterback Tom Petrie.

Keep an Eye On: Preseason all-conference candidates should include defensive tackles Robert Hamre and Terrell Morgan, linebacker Casey Tierney, defensive end Matt Mitchell, offensive tackle Chad Setterstrom, tailback Adam Bengé, kicker Mackenzie Hoambrecker, and punter Derrick Frost.

Record Breakers: The Panthers set or tied several school records in 2001, including Adam Bengé's 177 rushing yards against Eastern Illinois for a new school playoff record, as was his four TDs against EIU; Ken Harris' 47-yard interception return against Maine, and Mackenzie Hoambrecker's six PAT attempts against EIU and Maine and his six extra points kicked against UM. Tom Petrie set a school mark for 1,152 passing yards as a freshman, while UNI's 11th consecutive win over Indiana State is a new mark for most consecutive wins over an opponent in a current series.

Weekly Honors: UNI had Gateway Players of the Week selected 10 times in 2001, five times by Don Hansen's National Football Gazette, in addition to Jake Soliday being selected The Sports Network National 1-AA Special Teams Player of the Week once.

NFL Bound: The Panthers have the three highest NFL picks in the Gateway, with center Brad Meester topping out in 2000 in the second round as the 60th pick overall. James Jones was the 57th pick overall in 1991, but in the third round, while Dedric Ward was selected in the third round in 1997 as the 88th pick. Ty Talton was picked 137th, in the fifth round, in 1999. The Panthers had eight active players in the NFL heading into the 2002 season at press time — wide receiver Eddie Berliu with the Titans, Meester with the Jaguars, Ward with the Dolphins, Kurt Warner with the Rams, tight end Ryan Hannam with the Seahawks, defensive back Daryon Brutley with the Bills, quarterback Ryan Helming with the Chiefs and wide receiver Jake Soliday with the Cardinals.

Double Your Pleasure: Four football players competed in other sports during the spring season. Senior punter Derrick Frost played baseball, while senior defensive tackle Robert Hamre, sophomore defensive tackle Justin Heins and redshirt freshman receiver Patrick Hunter competed in track.

Playing the Big Boys: UNI plays 1-A Oklahoma State September 7th, the second meeting between these two schools. The Cowboys defeated UNI 33-23 in 1990. The Panthers have had some success against current 1A teams. They are 1-0 against Ball State (42-39 last year), 0-1 against Boise State (2000), 0-1 against Bowling Green State (1947), 0-4 against Central Michigan (last game in 1970), 0-1-1 against Colorado State (last game 1926), 4-5 against Eastern Michigan (last game 1998), 1-13 against Iowa (last game 1997), 3-15-3 against Iowa State (45-0 loss last year), 3-0 against Kansas State (last 1989), 0-1 against Minnesota (1987), 0-1 versus UNLV (1975), 2-1 versus Northern Illinois (last 1964), 1-0 against Ohio University (36-21 in '99), 0-1 against Oklahoma State (1990), 0-1 against Pittsburgh (1988), 4-11-2 against Western Michigan (last 1949) and 0-1 against Wyoming (1993).

Most of the success has come in the last 15 years, with an 8-10 mark against 1A



teams since 1985.

The Gateway Conference has 22 1-A wins since 1985, and the league was 2-5 against 1-As last year.

Hot Out of the Shoot: UNI is 52-44-7 in season openers and 9-3 in the last 12 years. UNI defeated Division II Wayne State (MI) 34-14 in last year's season opener, its fourth straight victory to start the season. The Panthers open up against WSU again this year on Aug. 29th.

Nationally Ranked: The Panthers ended the 2001 season ranked in the top 50 nationally in 1-AA in six individual categories. Adam Bengé was ranked 33rd in rushing and 28th in all-purpose running, Brent Browner was tied for 35th in interceptions, Jake Soliday was 17th in punt returns, Derrick Frost was 22nd in punting and Mackenzie Hoambrecker was tied for fourth in field goals per game.

As a team, the Panthers were tied for 58th in scoring offense, tied for 33rd in scoring defense, were 95th in pass offense, 35th in pass defense, tied for 81st in pass efficiency, were 42nd in pass defense efficiency, 27th in rushing offense, 76th in rushing defense, 73rd in total offense, 60th in total defense, 43rd in kickoff returns, 20th in punt returns, 32nd in net punting, and tied for 47th in turnover margin.

Honoring Within: Team awards handed out at the annual banquet included linebacker Adam Vogt being named Most Valuable Player. Senior tight end Ryan Hannam was given the Stan Sheriff Award, named after former UNI head football coach and athletic director Stan Sheriff, for the player who is most inspirational; and senior running back Levi Lyle was named the Panthers' Special Teams MVP.

Turf vs. Grass: Over the past 11 years, UNI is 14-15 on natural grass, including 0-4 in 1997, 0-1 in 1998, 2-1 in 1999, 1-0 in 2000, and 4-1 last year; and 25-13 on artificial surfaces on the road. Only one of this year's games will be played on natural surfaces – at Cal Poly.

New Staff: Secondary coach Rob Bolks is the only new staff member this fall. Bolks was hired in January. He's no stranger to the Panther program, however, since he served as defensive back coach and recruiting coordinator at UNI from 1985-88 under former head coaches Darrell Mudra and Earle Bruce. He most recently was Director of Football Operations at Kansas under former UNI head coach Terry Allen, a position he held beginning in 1998.

Senior Good-byes: UNI said goodbye to 11 seniors at the end of the 2001 season, including defensive end Daniel Banks, cornerbacks Brent Browner, Daryon Brutley and Ken Harris; tight end Ryan Hannam, fullback Levi Lyle; linebackers Chris Gustafson and Adam Vogt, wide receiver Jake Soliday, free safety Chris Stimmel, and offensive guard Matt Zehr. Linebacker Carlos Dallis graduated in December and at press time, had not decided whether he was going to play his final year of eligibility.

Streaking: The Panthers hold the league record for consecutive Gateway wins at 13, accomplished from 1993-95.

Driving the Ball: Northern Iowa's offense generally has been big on third downs, while its defense also has been up to the task. The Panthers converted nearly 43 percent (89-208) of their third downs in 2001, while the opponents were 78-of-194 for 40.2 percent. UNI completed 50 or more percent of its third down conversions four times last year, against Ball State, Southwest Missouri State, Western Kentucky and Maine. Here is a breakdown of conversions on third down in 2001:

Opponent	UNI	Opponent	W/L
Wayne State	6-18 (.333)	4-13 (.308)	W
@Iowa State	4-14 (.222)	5-14 (.263)	L
@Ball State	6-12 (.500)	7-14 (.500)	W
Youngstown State	4-12 (.333)	8-14 (.571)	W
@Southwest Missouri State	6-12 (.500)	6-15 (.400)	W

Southern Illinois	7-16 (.438)	8-18 (.444)	W
@Western Illinois	7-18 (.389)	6-16 (.375)	W
@Illinois State	8-17 (.471)	6-11 (.545)	L
Indiana State	6-14 (.429)	2-10 (.200)	W
@Western Kentucky	9-16 (.563)	9-16 (.563)	W
Cal Poly	5-15 (.333)	2-16 (.125)	W
@Eastern Illinois	6-16 (.375)	5-11 (.455)	W
Maine	10-13 (.769)	5-14 (.357)	W
@Montana	5-15 (.333)	5-12 (.417)	L

Out of the Shoot, Part II: Against Wayne State last year, the Panthers went up 24-7 in the first quarter, and led 27-7 at the half. UNI led its opponents in 2001 in first-quarter scoring 8.4-5.5, trailed 9.1-5.4 in the second quarter, had a 7.4-5.5 edge in the third quarter, and led 5.8-4.1 in the final period.

UNI Players Cited Often: Eastern Kentucky has been represented a total of 22 times by 20 players on the AFCA Division 1-AA Coaches' All-America Team since 1979. The Colonels are followed by Delaware (13/10), Appalachian State (13/10), Georgia Southern (13/10), Grambling (12/11), Jackson State (11/10), Northern Iowa (11/8) and Holy Cross (10/9), among current 1-AA schools.

The Southern Conference is tops among all 1-AA conferences with 79 appearances by 69 players on the same all-America teams. Following the Southern are the Atlantic 10 (78/70), Gateway (49/46), Ohio Valley (46/43), Southland (45/41), Big Sky (44/45), Southwestern Athletic (36/34), Patriot (29/29), Mid-Eastern Athletic (20/20), Ivy League (16/16), Pioneer (7/7) and Metro Atlantic Athletic (1/1).

Flip Flop: UNI did somewhat of a flip flop last year in terms of its offensive attack. The Panthers averaged 191.4 yards rushing and 164.9 yards passing. That's the largest rushing average since the team averaged 204 yards in 1988, and the fewest passing yards since averaging only 154.7 yards through the air in 1988.

Good Starts: Of current Gateway teams, a league team has started conference play 4-0 18 times, including Northern Iowa last year. All finished second or better in the league standings. Fifteen of the 17 teams earned playoff berths, with 12 winning the GFC title. UNI started 5-0 in 1985, 6-0 in 1987 and '94, 5-0 in 1995 and '96, and won the league crown each time.

Young Blood: Redshirt freshman quarterback Tom Petrie became UNI's first freshman to start at quarterback dating back to at least 1949. He led UNI to a 6-2 record before ceding the starting role to junior Griff Jurgens due to shoulder injuries.

Petrie was named one of eight finalists for 1-AA Freshman of the Year by Dopke.com, joining Portland State running back Ryan Fuqua, Alcorn State quarterback Donald Carrie, Sacramento State quarterback Ryan Leadingham, Southeast Missouri State quarterback Jeremy McDowell, Eastern Kentucky running back C.J. Hudson, Sacramento State receiver Fre Amey, and Delaware defensive specialist Sid Haugabrook. Petrie was named the Gateway Conference's Freshman of the Year.

Vogt Honored: Senior linebacker Adam Vogt finished fourth in the balloting for the Buck Buchanan Award, given to the top 1-AA defensive player. He also was named the Gateway Conference's Defensive Player of the Year. He was UNI's leading tackler, with 160 total, the third-highest season total dating back to 1975. Nationally, he ranked 11th in 1-AA in total stops and was tied for eighth in solos (93).

Pre-Season Polls: At press time UNI was ranked 4th in Street & Smith's 1-AA Top 25 and 11th by Athlon. Chad Setterstrom and Mackenzie Hoambrecker are pre-season All-Americans by Street & Smith's & The Sports Network, while Robert Hamre is a pre-season honorable mention pick by The Sports Network.

UNI Football...One of 1-AA's Best



Center Brad Meester became UNI's highest pick in the NFL draft when he was selected by the Jacksonville Jaguars in the second round, the 60th pick overall, in 2000.

Consider these facts:

- *The three highest Gateway Conference NFL picks played at Northern Iowa.
- *Eight players active in the professional ranks at press time, including St. Louis Rams' quarterback Kurt Warner.
- *The Gateway has posted 61 wins against non-conference teams ranked in the Top 25 – UNI has 20 of those wins to lead the league.
- *The Gateway has posted 22 wins against 1-A teams – UNI has won eight of those games. UNI is 8-10 against 1-A teams since 1985, including five against Big Eight Conference foes.
- *13 straight seven-win seasons.
- *UNI is 81-26 (.757) against Gateway Conference opponents, leading the league in wins.


- *Ten conference titles in 17 seasons.
- *The Panthers led the Gateway Conference in academic honors with eight in 2001.
- *1996, 1999 & 2000 Walter Payton Award finalists.
- *1999 & 2001 Buck Buchanan Award finalist.
- *UNI boasts the league's top two career reception leaders, the league's top three career receiving yards leaders, and three of the top four career TD reception leaders.
- *UNI boasts the league's career leader in TD passes and passing yardage.
- *NCAA 1-AA's second-leading career receiver in yards.
- *Ten 1-AA playoff appearances, five semi-final appearances.
- *130-31-1 (.806) overall at home in the Dome.
- *Best home field winning percentage in the Gateway at 42-7.
- *League's first no. 1 national ranking in 1992.
- *League-record 96 consecutive poll appearances from 1990-97. Since joining the Gateway, UNI has been ranked for 165 weeks, by far the conference's best.
- *Five Gateway Offensive Players of the Year, six Defensive Players of the Year, eight Coaches of the Year.
- *Forty-seven Associated Press all-Americans since 1985.

Linebacker Adam Vogt became UNI's sixth Gateway Conference Defensive Player of the Year selection in 2001.



The Staff





MARK FARLEY HEAD FOOTBALL COACH (Northern Iowa '86)

Mark Farley has come home. Once known as the "walk on from Waukon" when he wore a Panther football uniform, Farley returned to his alma mater as its new head football coach when he was announced as Mike Dunbar's replacement in a Press Conference held April 3, 2001.

"This is home to me," he said. "Through football, I've

been presented with great opportunities in my life and this is by far the best experience. I am so excited for this opportunity."

In just his first season, Farley led the Panthers back to the 1-AA elite. UNI finished 11-3 overall last season, placed first in the Gateway Football Conference with a 6-1 mark, and advanced to the 1-AA national semifinals. This was the Panthers' first conference title and playoff appearance since 1996.

UNI defeated five ranked 1-AA opponents and 1-A opponent Ball State, which went on to defeat Motor City Bowl-bound Toledo later in the year. The Panthers finished the season ranked fourth in both The Sports Network and ESPN/USA Today final 1-AA polls.

The conference and the nation took notice. Farley was named the league's Bruce Craddock Coach of the Year and American Football Coaches Association (AFCA) Region 4 Coach of the Year. He placed third in the Eddie Robinson Award balloting, an honor given to the top 1-AA coach by The Sports Network. He received 16 first-place votes, the most of any candidate. He sits atop the Gateway Conference with the best record of all rookie coaches.

Farley grew up not far from Cedar Falls, IA, and the UNI-Dome, in a small community called Waukon. He was a three-sport standout at Waukon High School. He played quarterback his junior year and tailback his senior year, while at the same time playing strong safety. He was a forward on the basketball team (all-conference two years) and a pitcher and short stop for the baseball team (all-conference three years). Despite his success, he wasn't highly recruited and he took a year off before pursuing his college degree.

His job as a truck driver brought him through Cedar Falls each Monday, when he'd drop in to check out the Panther football team. In the fall of 1982, he walked on to the team, redshirting that first season. He received the Special Team Award his second year, then became a starting inside linebacker three years. He earned honorable mention all-American honors

twice, was named Gateway Conference co-Defensive Player of the Year, a team co-captain, and a two-time academic all-American. He led the team in tackles three consecutive years.

During Farley's three years as a starter, UNI compiled a 27-7-1 record and advanced to the 1985 1-AA semifinals.

"When I came in (the UNI-Dome), I wanted to play," Farley said, "and I went to school and I found out how important school is in the area of academics. When I came up (for his interview), I wanted to stop back (at the Dome). I came to the doors and I stood on that balcony on the concourse and I just wanted to get that energy from the Dome, because there's still something about this place. When I looked at the banners and remembered the players that were here, we can be proud of this university in football."

Farley went straight from a player to a graduate assistant for two years under Coach Darrell Mudra and then was elevated to a full-time assistant. Between 1987-96, he was the position coach for such former UNI greats as Bryce Paup, James Jones, William Freeney and Andre Allen. Paup and Jones went on to play in the NFL, of course, while Allen and Freeney played in the Arena League and CFL. Four times Farley's players were named league Defensive Players of the Year.

In total, he coached five UNI all-Americans and 22 all-conference selections the first time around. He also was the staff's punt return specialist. He also served as the team's Strength and Speed Coordinator as he was a Certified Strength and Conditioning Specialist and a Certified Level 1 Coach of the U.S. Weightlifting Federation. He designed and coordinated the reconstruction of UNI's strength facility and implemented individualized computer weight training programs.

With the success of individual players, the Panther program grew into a national power under Mudra and then, Terry Allen. UNI won seven consecutive Gateway titles, made seven straight 1-AA playoff appearances between 1990-96, eight total, including advancing to two semi-final games. The Dome was packed with several sellouts.

In an interview following Farley's hiring, Mudra, a former head coach at



Florida State and now retired and living in Florida, said, "I had three helpers who went on to become NFL head coaches. Farley is as good as any coaching prospect I worked with. I just feel like (UNI) couldn't have hired a better guy. He's a perfect fit for that situation. I think he's bright – real bright. Probably the most important thing is, he's really involved in football. If you cut his head open, nothing would come out but footballs. He's real intense."

Jones, a 1991 NFL third-round pick by the Cleveland Browns, said of Farley in a post-hire interview, "He makes athletes get the most out of themselves. One thing all of us under him did was work hard. That's the way he coached it, and that's what he expected out of you. He was just one of those coaches you just wanted to go out there and play your hardest for. He'll probably still have (that) energy when he's 65. That's just Coach Farley."

When Terry Allen left the Panthers in 1997 to become head coach at the University of Kansas, Farley was just one of UNI's assistants to follow. Farley was the Jayhawks' linebackers coach. He helped recruit the 1999 Big 12 Newcomer of the Year and was rated as one of the top recruiters in the Midwest by MoKan Recruiting Service.

UNI assistant Rob Bolks coached Farley as a prep and rejoined him on KU's staff.

"In my opinion, (Farley) was the best recruiter we had at Kansas," he said in an interview prior to being re-hired at UNI this past winter. "In a way, he was like a bulldog, he did such a thorough job recruiting kids."

At the press conference announcing Farley's appointment, UNI Director of Athletics Rick Hartzell, himself a UNI alum, said, "It took me about an hour to find out what all of you knew a long time ago. Before it was over, we both had tears in our eyes about what (UNI) means to us. There are a whole lot of Panthers out there in the world that are really proud today."

Having worked under, or played for, three of the best football minds in Mudra, Earle Bruce and Allen, there's little doubt Farley knows football. But it's also his passion, not only for the game, but for the University of Northern Iowa, that after just one season already is carrying the Panthers back to the glory days and the 1-AA playoffs, something which hadn't been accomplished the previous four years.

"This program is not broken," Farley said upon his appointment. "They've (previous staff) done a good job in it. We just want to take it a step higher, raise the bar to our expectations at the University of Northern Iowa. We want to win the Gateway – we WILL win the Gateway. We have to reestablish ourselves. People are scared to come in (the UNI-Dome). We want to fill this place. You don't know how exciting it was as a player and as a coach when (the crowd) all stood up, 16,000 people, with keys ringing all the time on kick-offs. That's neat."

"I want our players to feel that, because that is a special feeling, and that is why we're here and that's what we're after to achieve, because if you win the Gateway, you can win the national championship, that's how tough this conference is."

Farley also is a players' coach, a coach willing to listen to his players, but who also sets high standards for his team. He set the tone in his first meeting with the squad.



"The first thing that we talked about was this program," he said. "This program is the most important thing. It was here before we were here, and it will be here after we leave. Right now, we represent this program and this university. We represent the community, we represent the state, and we will do everything that we can to put UNI football at the level we're proud of and always have been at this university. When I'm talking about the program, I'm talking about alumni. This place is important to them, just as it is to me."

"Our players will represent the university and the community and I will hold them to that, because this is our program as a community and as a state, and we're at Northern Iowa and we're proud to be here."

He and his wife, Lori, have three children, sons Jake and Jared, and daughter Jamie.

THE FARLEY FILE

AWARDS & HONORS

- *2001 AFCA NCAA 1-AA Region 4 Coach of Year
- *2001 Gateway Bruce Craddock Coach of the Year
- *Placed 3rd in 2001 Eddie Robinson Award balloting
- *Best record (11-3) of all Gateway Conference rookie coaches

COACHING EXPERIENCE

- 1986-88 Graduate Assistant, University of Northern Iowa
- 1989-97 Assistant Coach, University of Northern Iowa (Linebackers, Strength & Speed Coord.)
- 1996 Recruiting Coordinator, University of Northern Iowa
- 1997-2000 Assistant Coach, University of Kansas (Linebackers)
- 2001-Present Head Coach, University of Northern Iowa

FARLEY VS. ALL OPPONENTS AS A HEAD COACH

	W	L	T	Pct.	Score
Ball State	1	0	0	1.000	42-39
Cal Poly	1	0	0	1.000	31-13
Eastern Illinois	1	0	0	1.000	49-43
Illinois State	0	1	0	.000	14-42
Indiana State	1	0	0	1.000	34-13
Iowa State	0	1	0	.000	0-45
Maine	1	0	0	1.000	56-28
Montana	0	1	0	.000	0-38
Southern Illinois	1	0	0	1.000	19-14
Southwest Missouri State	1	0	0	1.000	27-3
Wayne State (MI)	1	0	0	1.000	34-14
Western Illinois	1	0	0	1.000	17-14
Western Kentucky	1	0	0	1.000	24-23
Youngstown State	1	0	0	1.000	30-11
Totals	11	3	0	.786	

EDUCATION

- Waukon (IA) High School, 1981
- University of Northern Iowa, 1987 (Bachelor of Arts, Education)
- University of Northern Iowa, 1994 (Master's in Health Education)

PLAYING EXPERIENCE

- University of Northern Iowa, 1982-86
- Highlights
 - *Three-year starter at inside linebacker
 - *Led the team in tackles 1984-86
 - *1985 Gateway Conference Co-Defensive Player of the Year
 - *Co-captain of 1985 1-AA national semi-final team
 - *Three-time first team all-conference
 - *Two-time honorable mention all-American
 - *Two-time academic all-American
 - *Outstanding Senior Athlete-Variety Club of Iowa
 - *UNI Purple and Old Gold Award

PERSONAL

- Hometown Waukon, IA
- Family Wife Lori; sons Jake, 11, and Jared, 6; and daughter Jamie, 9.



Mark and Lori Farley with Jake, Jared and Jamie.



BILL SALMON
**ASSOCIATE HEAD COACH/
 OFFENSIVE
 COORDINATOR/
 WIDE RECEIVERS
 (Northern Iowa '72)**

Head coach Mark Farley isn't the only member of Northern Iowa's coaching staff that has returned home to his roots. Bill Salmon is a native of Cedar

Falls, a graduate of Cedar Falls High School, and a UNI football alum.

Highly regarded as one of UNI's best quarterbacks ever, Salmon (SAHL-mun) rejoined the Panther staff last season as Associate Head Coach, Offensive Coordinator and assistant in charge of the wide receivers after spending the previous four years as the Offensive Coordinator, and running backs coach his final two years, at the University of Kansas.

"It's still UNI," he said midway through last season. "Still football. Still people I know. It's easy. This is home."

Salmon started three years at quarterback (1973-75) for the Panthers and was known for his excellent throwing arm, quick release, great quickness, speed, football knowledge (he called about 75 percent of his own plays), and was superb at running the Panther veer attack. He ran as good as any running back, and was not afraid to do so.

He was a third team all-America selection and North Central Conference Offensive Player of the Year following his senior campaign when he led UNI to the NCAA Division II playoffs. He set a multitude of school records, including throwing for 4,342 regular season career yards and gaining 5,371 yards in total offense. He was drafted in the 10th round by the Minnesota Vikings, but an off-season knee injury ended his playing career.

Former UNI Athletic Director and Head Football Coach, Stan Sheriff, called Salmon "the greatest and smartest quarterback I've ever coached. He can throw the ball a mile, runs like any back and could even kick if we asked him to. I've never seen a quarterback with as much talent, confidence, poise and knowledge as Bill Salmon has. But it's his take-charge attitude and game-breaking capabilities which really makes him great."

Salmon first served as a UNI assistant from 1983-96, coaching the wide receivers and running backs. He was Farley's first appointee when he was hired a year ago.


"Trust is the no. 1 reason," Farley has said when describing why he wanted Salmon on his staff. "I was a defensive coach and I wanted someone I could turn the offense over to, and let them control that phase of the game."

Widely known as a throwing team in the past, Salmon somewhat shifted UNI's focus last year from the pass to the run because of the talent available. The Panthers averaged 289.5 passing yards and 149.5 yards rushing in Coach Mike Dunbar's last year at the helm. In 2001, the Panthers averaged 164.9 yards passing and 191.4 yards on the ground.

He now has coached 12 Panther all-conference selections and four all-Americans, including wide receiver Dedric Ward, who was a third-round selection in the 1998 NFL draft by the New York Jets.



Bill and Kim Salmon



His wife's name is Kim. He was born Jan. 27, 1954, in Des Moines, IA, and graduated from Cedar Falls (IA) High School in 1972, where he was an all-conference, all-district, all-state and team MVP.

THE SALMON FILE

HONORS & AWARDS:

*2001 Northern Iowa Athletics Hall of Fame

COACHING EXPERIENCE:

*2001-Present	Northern Iowa	Associate Head Coach/Offensive Coordinator/Wide Receivers
*1998-00	Kansas	Offensive Coordinator/Running Backs
*1997-99	Kansas	Offensive Coordinator/Tight Ends
*1996	Northern Iowa	Wide Receivers
*1988-95	Northern Iowa	Running Backs
*1986-87	Northern Iowa	Wide Receivers
*1983-85	Northern Iowa	Running Backs

EDUCATION:

*Northern Iowa (Bachelor's), 1980

PLAYING EXPERIENCE:

- *University of Northern Iowa, 1972-76
- *1974 Honorable Mention All-American, Honorable Mention All-North Central Conference
- *1975 North Central Conference MVP, 1st team all-conference, 3rd team All-American
- *Set nine school records

PERSONAL:

Born: [redacted] in Des Moines, IA
 Hometown: Cedar Falls, IA
 Family: Wife Kim



ROBERT (ROB) BOLKS DEFENSIVE COORDINATOR/ SECONDARY (Iowa State '74)

A key ingredient in Northern Iowa's past successes on the field and last season's resurgence is the passion and vested interest in the Panther program by the coaching staff. One more ingredient to that mix was added this past winter with the re-hiring

of Rob Bolks as a secondary assistant.

Bolks returns to UNI after previously serving the Panthers as a defensive backfield aid and recruiting coordinator from 1985-88. During that tenure, the Panthers earned Gateway Conference titles in 1985 and '87, when they reached the national semi-finals both years. UNI was ranked fourth in the final 1-AA poll those years. During those four campaigns, UNI recorded a 33-15-1 record.

Prior to being re-appointed to the staff last winter, Bolks was Director of Football Operations at Kansas under former UNI mentor Terry Allen beginning in 1998. He spent the 1997 season as Defensive Coordinator and secondary coach at Northern University High School in Cedar Falls, and prior to that, was Defensive Coordinator and secondary assistant at Idaho State University from 1994-96.

Additional experience includes serving as linebacker assistant at Western Illinois from 1992-94, graduate assistant and linebacker coach at Vanderbilt for the 1991 season, defensive backfield coach in 1989 at Murray State, and head coach briefly in 1985 at Butler County Community College after serving as Defensive Coordinator and secondary coach there beginning in 1983.

He also was an assistant at Independence Community College from 1981-82 and at Highland Community College in 1980. From 1977-79, he was head coach at Allamakee Community High School in Waukon, IA, when he coached Farley as a prep.

Besides coaching Farley in high school, Bolks has coached such former UNI greats as Eddie Grimes, James McFadden, Al Speicher and Cedric Hill while they played at Independence; and Butler County 1985 UNI signees Pat Bullock, Keith Majors and Kevin Pew.

Bolks served as a graduate assistant at his alma mater, Iowa State, from 1974-77 under Earle Bruce. He played defensive back for the Cyclones, including in 1971 when they played in the Sun Bowl and in the 1972 Liberty Bowl with Head Coach Johnny Majors. He earned five letters total at ISU, two in football and three in track. He graduated from ISU in 1974.

Bolks was born May 16, 1952, in Sioux City, IA. He's a 1970 graduate of Boyden-Hull High School in Hull, IA. He earned 15 varsity letters there in four sports and was a two-time state champion hurdler. He is married to the former Lori Shaner of La Porte City, IA.



Lori and Rob Bolks

The Bolks File

COACHING EXPERIENCE:

*2002	Northern Iowa	Secondary
*1998-2001	Kansas	Director of Football Operations
*1997	Northern University High School (Cedar Falls, IA)	Defensive Coordinator/Secondary
*1994-96	Idaho State	Defensive Coordinator/Secondary
*1992-93	Western Illinois	Linebackers
*1991	Vanderbilt	Graduate Assistant/Outside Linebackers
*1989	Murray State	Defensive Backfield
*1985-88	Northern Iowa	Defensive Backfield/Recruiting Coordinator
*Jan. 1985-Mar. 1985	Butler County Community College	Head Coach
*1983-84	Butler County Community College	Defensive Coordinator/Defensive Backfield
*1981-82	Independence Community College	Defensive Coordinator/Defensive Backfield
*1980	Highland Community College	Defensive Coordinator/Defensive Backfield
*1977-79	Allamakee Community High School (Waukon, IA)	Head Coach
*1974-76	Iowa State	Graduate Assistant/Defensive Backfield

EDUCATION:

*Iowa State (Bachelor's Physical Education), 1974

PLAYING EXPERIENCE:

*Iowa State, 1970-74
 *1971 Sun Bowl Defensive Back
 *1972 Liberty Bowl Defensive Back
 *1974 Big Eight leader in punt returns
 *Cedar Rapids Falcons (All-Northern States League), 1977-78

PERSONAL:

*Born: _____, in Sioux City, IA
 *Hometown: Hull, IA
 *Family: Wife Lori



TODD EAGEN
**DEFENSIVE LINE/
 RECRUITING
 COORDINATOR**
(Northern Iowa '91)

Todd Eagen is in his 12th season as an assistant with the Panthers, including serving two years as a student assistant.

Eagen played defensive end for Northern Iowa from 1986-90. A four-year letterman, he was selected honorable mention all-conference his junior year and to the second team his senior year. He also was a team co-captain and co-MVP his senior year, after setting a school record for most sacks in a single season with 14.

He previously has assisted with the Panther tight ends, in addition to the defensive line. Tight end Matt Harken received first team all-conference honors and was named honorable mention all-American by the Sports Network and Football Gazette in 1994. In all, Eagen has coached 11 Panther all-conference selections and three all-Americans.

A graduate of Oskaloosa (IA) High School, he was a two-time all-conference pick and a second team all-stater as a senior. He also was a state champion in the shot put and a top-ranked wrestler. His father, Terry, was a successful head coach at both Harlan (IA) and Marshalltown (IA) High Schools, while his sister was a member of the United States handball team which played in the Atlanta Summer Olympics.

He was born January 18, 1968. His wife's name is Val and they have a daughter, Allison, born in January of 2001.



THE EAGEN FILE

COACHING EXPERIENCE:

1997-02	Northern Iowa	Defensive Line/Recruiting Coordinator
1993-96	Northern Iowa	Tight Ends
1991-92	Northern Iowa	Graduate Assistant

EDUCATION:

- *Northern Iowa (Bachelor's Liberal Arts), 1991
- *Northern Iowa (Master's Physical Education), 1993

PLAYING EXPERIENCE:

- *Northern Iowa 1986-90
- *Four-Year Letterman
- *1989 Honorable Mention All-Conference
- *1990 2nd Team All-Conference
- *1990 Team Co-Captain, Team MVP

PERSONAL:

- *Born [redacted], in Harlan, IA
- *Hometown: Oskaloosa, IA
- *Family: Wife Val, daughter Allison, 1



Val and Todd Eagen, with daughter Allison



WILLIAM "BILL" INGE
**LINEBACKERS/
 SPECIAL TEAMS COORDI-
 NATOR**
(Iowa '97)

Bill Inge returned to the field when he was hired by Head Coach Mark Farley last season. A four-year letterman at Iowa from 1993-96, Inge spent three years following graduation as the Hawkeyes' recruiting coordinator, working through the Office of

Athletic Student Services. But he missed the on-field action.

"I look forward to working with the kids and getting to know them," Inge said upon his UNI appointment as assistant in charge of the Panther linebackers.

A 1996 Iowa co-captain, he started 31 games over his final three seasons, including 11-of-12 games as a senior. He was part of a defensive unit that ranked among the best in the Big Ten in 1996, a team that posted shutouts in two of its final three games, including a 27-0 win over Texas Tech in the Alamo Bowl.

Inge recorded 41 solo tackles and 26 assists as a senior, including 16 tackles for loss and 10 quarterback sacks. He forced three fumbles and recovered two. He was the team's defensive MVP against Michigan State and Ohio State. He was selected the ESPN Player of the Game in a 31-0 win over Wisconsin and was selected to play in the Hula Bowl following his senior campaign.

He ended his career with 173 total tackles, including 37 tackles for loss, and 24 sacks. He earned honorable mention all-Big Ten honors as a senior and academic all-Big Ten recognition.

In addition, he earned the coaches' Appreciation Award for defense as a senior and the coaches' Hustle Award as a junior. In his last two seasons, Iowa was 17-7 overall, including wins in the Sun Bowl and Alamo Bowl.

Inge earned his bachelor's degree in Sport, Health, Leisure and Physical Studies in 1996 and his master's in Athletic Administration in 1999.

"I hope to bring knowledge and experience of playing the (linebacker) position," he said in an interview following his hiring at UNI. "But I also want to teach (the players) the three aspects of life (a great experience on the field, and a focus on academics and citizenship). Our goal is to create men that will be assets to society."

Inge coached UNI's Adam Vogt last season, who earned Gateway Conference Defensive Player of the Year honors, first team all-conference accolades, and was named first team all-American by the Associated Press and The Sports Network, and honorable mention all-American honors by Don Hansen's National Weekly Football Gazette. Carlos Dallis was an honorable mention all-conference pick last year.

He was born Dec. 17, 1973, in St. Louis. He is single.



The Inge File

COACHING EXPERIENCE:

2001-Present	Northern Iowa	Linebackers
1998	Iowa	Graduate Assistant Defense

EDUCATION:

- *Iowa (Bachelor Sport, Health, Leisure, Physical Studies), 1996
- *Iowa (Master's Sports Administration and Management), 1999

PLAYING EXPERIENCE:

- *Iowa 1993-96
- *Four-year Letterman
- *1996 Honorable Mention All-Big Ten
- *1996 Hula Bowl Selection

PERSONAL:

- *Born: in St. Louis, MO
- *Hometown: St. Louis, MO
- *Family: Single



RON LANDPHAIR
ASSISTANT SECONDARY
(Iowa State '97)

Ron Landphair joined the Panther staff last season, coaching the cornerbacks.

A native of Mount Ayr, IA, he graduated from Mount Ayr Community High School in 1992. He went on to receive his bachelor's from Iowa State in 1997, and his master's from Southern Mississippi in December of 2000.

Landphair redshirted with the Cyclones in 1993.

Prior to attending ISU, he earned all-region honors as a starter at defensive back at North Iowa Area Community College in 1992.

He was a two-year starter at running back and defensive back at Mount Ayr. The team made the state playoffs both his junior and senior years, when he was named first team all-conference both seasons.

Prior to being named at UNI, he was a defensive graduate assistant working with the linebackers in 1999 and the secondary in 2000 at Southern Miss. The Golden Eagles won the Conference USA title in 1999 and were the GMAC Mobile Alabama Bowl champions in 2000, when their defense was ranked second in the nation in total defense, eighth in scoring defense, fifth in pass defense and fourth in pass efficiency defense. The 1999 team was ranked 13th in the ESPN/USA Today final poll and won the Liberty Bowl championship.

From 1996-98, Landphair was assistant head coach and Defensive Coordinator at Bondurant High School in Bondurant, IA. That team recorded a 16-11 record, including 8-1 in 1997, the first winning season in 12 years. There were five all-state selections in those three years and the team set 30 school records.

Two of his former players have gone on to play in the NFL – linebacker T.J. Slaughter with the Jacksonville Jaguars and defensive back Raymond Walls with the Indianapolis Colts.

He was born Feb. 25, 1974. His wife's name is Allyson. The couple has a 2-year-old son, Jake Justice.

THE LANDPHAIR FILE

COACHING EXPERIENCE:

2001-Present	Northern Iowa	Secondary
1999-2000	Southern Mississippi	GraduateAssistant/ Secondary/Linebackers
1996-98	Bondurant High School (Bondurant, IA)	Assistant Head Coach/Defensive Coordinator

EDUCATION:

- *Iowa State (Bachelor's Exercise and Sports Science), 1997
- *Southern Mississippi (Master's Athletic Administration), 2000

PLAYING EXPERIENCE:

- *Iowa State 1993-94
- *North Iowa Area Community College 1992


PERSONAL:

Born: [redacted] in Mason City, IA
 Hometown: Mount Ayr, IA
 Family: Wife Allyson, son Jake Justice, 2



Ron and Allyson Landphair, with son Jake

JACK MITCHELL TIGHT ENDS (Northern Iowa '93)



Jack Mitchell is in his third year as a Northern Iowa assistant in charge of the tight ends.

Mitchell was a two-year starter for the Panthers at defensive end from 1998-99 after transferring from Iowa State. In 1998, he was the team's 10th-leading tackler and was tied for sixth in the league with six sacks. Following the season, he was named to the Gateway Conference's All-Newcomer

Team. In 1999, he was a second team all-conference pick, finishing third on the team in total tackles, again leading the squad in sacks with five and a team-high nine tackles for loss.

UNI tight end Ryan Hannam was a second team all-conference choice and a Don Hansen's National Weekly Football Gazette honorable mention all-American selection last season. He was drafted in the fifth round by the Seattle Seahawks.

Born Aug. 25, 1977, Mitchell is a graduate of Redondo Union High School in Redondo Beach, CA, where he was the defensive MVP of the Ocean Conference as a senior. He played both ways, earning all-Southern California recognition from the Los Angeles Times. He's the brother of current Panther, junior Matt Mitchell.

THE MITCHELL FILE

COACHING EXPERIENCE:

2000-Present	Northern Iowa	Tight Ends
--------------	---------------	------------

EDUCATION:

- *Northern Iowa (Bachelor's General Studies), 2000

PLAYING EXPERIENCE:

- *Iowa State 1995-97
- *Northern Iowa 1998-99
- *1998 Gateway Conference All-Newcomer Team
- *1999 Gateway 2nd Team All-Conference

PERSONAL:

Born: [redacted] in Torrance, CA
 Hometown: Redondo Beach, CA
 Family: Single



RICK NELSON OFFENSIVE LINE (Northern Iowa '83)

Rick Nelson is the fifth former Panther player on this year's staff. He was hired in February of 2000 as offensive line coach.

Nelson was a two-year letterman for UNI as an offensive lineman from 1980-83. He received his bachelor's degree in 1984 and served as the Panthers' Strength and Conditioning coach and graduate assistant for two years before going to

Garden City Community College as offensive coordinator and strength coach. The Bronc Busters placed second in the Jayhawk Conference in 1987 and captured the title in 1988.

From Garden City, Nelson moved on to Gateway Conference foe Southwest Missouri State, serving as offensive line coach from 1989-99. He was head football coach and physical education instructor at Woodward High School in Woodward, OK, in 1999.

Nelson was a staff member of the '85 UNI conference championship team which advanced to the 1-AA playoffs. At SMS, he was a member of a staff that broke 35 offensive records. He coached four Bear offensive linemen who signed with the NFL. Six of his SMS players were named all-American, 20 were named all-conference, four were selected Academic All-Americans, and two were named to the Gateway Conference All-Decade Team. Two of the SMS teams won consecutive conference titles and advanced to the 1-AA playoffs during his tenure.


Panther offensive linemen Aaron Buss and Brad Harms, an NFL free agent, received first team all-conference honors, and Chad Setterstrom was a second team choice under Nelson's tutelage in 2000. Setterstrom was a first team all-league choice and a third team all-American by The Sports Network and Don Hansen's National Weekly Football Gazette last year, while Ben Deike was an honorable mention all-conference pick.

Nelson received UNI's "Oil Can Award" in 1983, given by the coaches to the player showing ability, performance, attitude and leadership. As a prep at Urbandale (IA) High School, he was selected to the Iowa High School Boys Athletic Association All-State Football Team, Central Iowa All-Conference, and Urbandale's MVP in 1978.

He and his wife, Jamie, have two children – Nick, 17, and Wes, 13.



Wes, Jamie, Rick, and Nick Nelson.



THE NELSON FILE

COACHING EXPERIENCE:

2000-Present	Northern Iowa	Offensive Line
1999	Woodward High School (Woodward, OK)	Head Coach
1989-99	Southwest Missouri State	Offensive Line
1986-88	Garden City Community College	Offensive Coordinator/Strength and Conditioning Coach
1984-85	Northern Iowa	Graduate Assistant/Strength and Conditioning Coach

EDUCATION:

*Northern Iowa (Bachelor's Physical Education), 1984

PLAYING EXPERIENCE:

*Mid-American Nazarene 1979
 *Northern Iowa 1980-83
 *Three-year Letterman
 *1983 Oil Can Award Recipient

PERSONAL:

*Born: [redacted] in Council Bluffs, IA
 *Hometown: Urbandale, IA
 *Family: Wife Jamie, sons Nick, 17; Wes, 13



MARIO VERDUZCO QUARTERBACKS (San Jose State '88)

When first-year head coach Mark Farley went looking for a quarterbacks coach, he couldn't have landed a better technician in Mario Verduzco.

Verduzco spent five years (1996-2000) working with the signal callers and as recruiting coordinator at Rutgers University in Piscataway, NJ, the last season as head quarterback coach. During his tenure at Rutgers, he developed what has been

described as one of the best Quarterback Schools in the country, when young players from around the country spent four days learning the skills, both mentally and physically, of quarterbacking.

His prize pupil, Rutgers quarterback Mike McMahon, currently is the quarterback for the Detroit Lions and is a former Quarterback School participant.

Verduzco himself learned the trade from the best, working under head coach Terry Shea at San Jose State and at Rutgers. Shea moved on to coach with the Kansas City Chiefs in the NFL. Prior to being named at Rutgers, Verduzco was Associate Head Coach, Offensive Coordinator, quarterbacks and receivers coach at De Anza College in Cupertino, CA, beginning in 1991, moving up to head coach from 1994-95. While coaching at De Anza, Verduzco spent time with arguably one of the best NFL coaches in history as both Bill Walsh and his mentor, Terry Shea, conducted a private NFL quarterback camp at De Anza.

Verduzco began his coaching career at Soquel (CA) High School in 1977 before moving on to Gavilan College as Offensive Coordinator and quarterbacks and receivers coach in 1987. From 1990-91, he served as graduate coach at San Jose State before moving on to De Anza.

The cousin of former Illinois and British Columbia record-setting quarterback Jason Verduzco and uncle of former Yale quarterback Bobby Verduzco, he graduated from San Jose State in 1988 with a degree in Human Performance. He received his masters in Biomechanics and Exercise Physiology from SJS in 1990. That's when he authored the book "Quarterbacks Born or Made? The Biomechanics of the quarterback position: An integrative approach".

Upon his appointment at UNI, Verduzco said, "I think (the Panther quarterbacks) have enjoyed having me come in. I don't know a lot of things, but I know three things - there is a God, I'm not God, and the best thing there is in the world is coaching quarterbacks."

Farley said "Mario coaches quarterbacks like I coach linebackers. He's real detailed. He's in-depth about angles."

Verduzco's tutelage paid off big time last season. UNI true freshman quarterback Tom Petrie was named the Gateway Conference's Freshman of the Year and to the league's All-Newcomer Team

Verduzco was born on May 23 in Pittsburg, CA. His wife's name is Cate and the couple has a seven-year-old son, Charles.

THE VERDUZCO FILE

COACHING EXPERIENCE:

2001-Present	Northern Iowa	Quarterbacks
2000	Rutgers	Quarterbacks/Recruiting Coordinator
1996-99	Rutgers	Assistant Quarterbacks/Recruiting Coordinator
1994-95	De Anza College	Head Coach
1991-93	De Anza College	Associate Head Coach/Offensive Coordinator/Quarterbacks/Receivers
1990-91	San Jose State	Graduate Assistant
1987-89	Gavilan College	Offensive Coordinator/Quarterbacks/Receivers
1982-86	Soquel High School (Soquel, CA)	Pass Offense Coordinator/Quarterbacks/Receivers/Defensive Coordinator/Defensive Backs/Linebackers
1979-81	Soquel High School	Defensive Coordinator/Defensive Backs/Linebackers
1977-78	Soquel High School	Defensive Backs

EDUCATION:

- *San Jose State (Bachelor's Human Performance), 1988
- *San Jose State (Master's Biomechanics and Exercise Physiology), 1990

PERSONAL:

Born: [redacted] in Pittsburg, CA
 Hometown: Pittsburg, CA
 Family: Wife Cathy, son Charles, 7



Mario and Cate Verduzco, with son Charles



GRADUATE ASSISTANT
JAMES VOGEL



MANAGER JOE MALSAM



MANAGER CORY MILLER



ADMINISTRATIVE ASSISTANT
LORI CLARK-FULLER



**KEVIN
BUISMAN**
ASSOCIATE
ATHLETICS
DIRECTOR/SPORTS
MANAGEMENT
ATHLETIC
DEVELOPMENT
COORDINATOR/
HUMAN

PERFORMANCE CENTER

Kevin Buisman is in his fourth year as Northern Iowa's Associate Athletics Director for Sports Management and took on the additional duties as Development Coordinator for the school's proposed Human Performance Center, a facility which will house locker rooms, meeting rooms, coaches' offices, an athletic training center and human performance lab, and offices for the Cedar Valley Medical Specialists.

From 1996-98, he was the UNI-Dome Operations Manager and from 1989-96, he was Assistant UNI-Dome Manager. He also has been an Adjunct Instructor in UNI's Department of Finance.

Buisman currently serves on the University's NCAA Certification Steering Committee and as the University presidential appointment as Chairman of the Fair Labor Practices and Licensing Committee. He also is a University judicial hearing officer and is a trained mentor in Violence Prevention on campus.

Buisman, a former UNI football player, received his bachelor's degree in Management and Finance from UNI in 1987 and his master's in Business Administration from UNI in 1989.

Buisman, 38, is a native of Cedar Rapids, IA. His wife's name is Heather. The couple has two daughters, Alyssa, 9, and McKenna, 2.



**GREG
DAVIES**
TICKET MANAGER/
ASSISTANT
FACILITIES
DIRECTOR

Greg Davies came to Northern Iowa in August of 1999 as Assistant to the Operations/Facilities

Manager. In the spring of 2000, he was promoted to fulltime status and now serves as Ticket Manager and Assistant Facilities Director.

He's a 1998 UNI graduate with a degree in Business Management. He continued his education at the United States sports Academy, earning a Master of Sport Science degree in 1999.

Davies is a native of Wilton, IA, where he served as Student Assistant Athletic Director in the Wilton Schools from 1987-1994. He is single.



**NANCY
JUSTIS**
DIRECTOR OF MEDIA
RELATIONS

Nancy Justis is in her 23rd season as Northern Iowa's Director of Athletics Media Relations and 26th season overall in the athletic department.

From 1976 until October of 1979, she served as the school's first fulltime assistant director before being named director.

A native of Cedar Rapids, IA, Justis came to UNI in 1974 as an assistant editor in the Office of Public Relations, then moved into sports information fulltime in 1976.

Justis earned her bachelor's degree in Journalism from the University of Iowa in 1973. After graduation, she was a reporter for the Fort Collins (CO) Coloradoan before coming to UNI.

She is a founding member of the former Northeast Iowa Chapter of Women in Communications, Inc., and also is a member of the United States Basketball Writers Association and the College Sports Information Directors of America (CoSIDA). She served as chair of CoSIDA's Career Enhancement Committee for several years and has received various awards for her publications from that organization.

Justis was an Assistant Venue Press Chief for Archery and the Modern Pentathlon at the 1984 Los Angeles Summer Olympics and for Yachting at the 1987 Pan American Games hosted by Indianapolis.

Her husband, Bob, is the public address announcer for Panther football and men's basketball games. The couple has one daughter, Nicole, 17.



**STEVE
NURSE**
EQUIPMENT
MANAGER

Steve Nurse was named Northern Iowa Equipment Manager in August of 1993. At the time of his appointment,

he had been assistant manager at Menards Hardware Store in Omaha, NE, since February of 1993. Prior to that, he had been an assistant manager for Eby's Athletic Co. in Council Bluffs, IA, and was a store manager for Pro Sports in Fairfield, IA.

No stranger to UNI, Nurse was an assistant equipment manager for the Panthers from 1984-88. He received his bachelor's degree in Community Recreation from UNI in 1988.

He is a member of the Athletic Equipment Managers Assoc., received the Iowa Bar Association's Citizenship Award and has been a coun-

selor at UNI's boys' basketball camps.

His wife's name is Lori, and the couple has two children — Rachel, 7, and Andrew, 4.



JUSTIN SELL
OPERATIONS
MANAGER/
ATHLETIC FACILITIES

Justin Sell was named Operations Manager for Athletic Facilities in May of 1999. He's responsible for facility scheduling, operations, game manage-


ment, and he oversees ticket operations. He also is responsible for facility capital projects and coordinating outside use of the UNI-Dome.

At the time of his appointment, he was Director of Ticket Operations and Assistant Facility Director and Intramural Director from 1995-99 at Villanova University. He was responsible for facility capital projects, including the construction of a new press box, varsity weight room, outdoor grass athletic fields, and conducting research for a new baseball complex.

Before arriving at Villanova, he worked at Syracuse University and Ohio State.

Sell is a 1991 graduate of Bowling Green State, earning a degree in Sport Management, and he received his master's in Sport Administration in 1992 from Ohio State, where he worked as a graduate assistant for facilities, summer camps and compliance.

He and his wife, Jennie, have four children — Abbie, 6, Zach, 4, Joshua, 3, and Eric, 1 1/2.



ERIC TYLER
DIRECTOR OF
ATHLETIC
MARKETING
AND PROMOTIONS

Eric Tyler was hired in July of 1998. He previously had worked as the Assistant Director of Marketing and Promotions at Virginia

Commonwealth from 1995-98.

He's a 1995 graduate of Richmond, where he earned a bachelor's in Leadership Studies.

He and his wife, Sloane, who serves as the Panthers' Athletics Sales Coordinator, have one daughter, Sasha, born July 2000.



DR. ROBERT KOOB PRESIDENT

Robert Koob, a Northern Iowa alumnus, returned to his alma mater in August of 1995 as its eighth president. A 1962 graduate of what was then State College of Iowa, Koob was named president July

1, 1995, by the Iowa State Board of Regents.

Koob had been a senior vice president and vice president for academic affairs at California Polytechnic State University at San Luis Obispo, CA, since 1990.

Prior to his position at Cal Poly, the 56-year old Koob was vice president of academic affairs at North Dakota State from 1985-90 and he served a one-year term as interim president from 1987-88.

At Cal Poly, Koob was director and chair of the Cal Poly Foundation and served on a number of CSU system committees, including the CSU Commission on Telecommunications Infrastructure.

He began his teaching career at North Dakota State in 1967 as an assistant professor of chemistry, advancing to professor of chemistry in 1972. He served that institution in several capacities before assuming the vice presidency. He was chair of the chemistry department for six years, and acting chair of the physics department one year, as well as Dean of the College of Science and Mathematics from 1981-84.

Koob graduated from State College of Iowa with a bachelor's in Chemistry and earned his Doctorate in Chemistry from Kansas in 1967. He and his wife, Yvonne, have seven grown children.

"It's an honor for me, as a UNI graduate, to return as president," he said at the time of his appointment. "I can't imagine anyone being more honored in the state of Iowa."



RICK HARTZELL DIRECTOR OF ATHLETICS

Rick Hartzell was named Director of Athletics at Northern Iowa August 9, 1999.

In the three years since his appointment, the Panthers have celebrated outstanding performances in almost every sport. The volleyball team advanced to the NCAA Sweet Sixteen for the first time in school history in 1999, the wrestling team placed 11th in the NCAA Tournament, its highest finish since 1994, and crowned its first Division I national champion in 2000; while the men's track team has won both the conference indoor and outdoor titles. UNI's second-place finish in the Missouri Valley Conference All-Sports

Championship race in 2001-02 was its highest finish ever in this competition. Other successes can be claimed across the board. In addition, UNI's student-athletes are graduating at a rate higher than the general student body.

Hartzell has been heavily involved in several facility upgrades, including the development of the McCleod USA Center, a new arena which eventually will house the men's and women's basketball programs, and volleyball and wrestling teams. Plans also are moving forward for a Human Performance Center that will house an athletics weight room, training rooms, team rooms, locker rooms and offices. The scope of the fundraising for UNI athletics has been widened under Hartzell's direction.

He also has stressed closer departmental involvement with the student body, and a new ticket package for the University community is one result of that interaction. The Panther Pass ticket package for UNI students enhances student involvement in the athletic program. Further, Hartzell completed departmental reorganization and a renewed outreach effort to the University and Cedar Valley communities.

At the press conference announcing his appointment, then UNI Vice President for Administration and Finance, John Conner, said, "Rick is a bright, articulate team-builder with a highly developed sense of the contribution intercollegiate athletics makes to the quality of the entire Northern Iowa community. He brings not only exceptional experience in athletic programming, but a strong personal relationship and loyalty to Panther athletics."

Prior to being named at UNI, Hartzell had been at Bucknell since 1988, directing a Division I program with 1-AA football consisting of 28 sports. Prior to his appointment at Bucknell, he was Director of Athletics and Chairman of Physical Education and Recreation at the University of Maryland-Baltimore County from 1985-88, directing a 19-sport program which moved from Division II to Division I during his tenure.

Prior to being named at Baltimore County, he was an Assistant Athletic Director for Football and Men's and Women's Basketball at Northwestern University from 1982-85; was an Administrative Assistant to the Director of Athletics and Assistant Baseball Coach from 1980-82 at the University of Iowa; and an instructor, assistant football coach and head baseball coach from 1977-80 at Coe College.

He recently received the All-American Football Foundation's General Robert Neyland Outstanding Athletic Director Award.

Hartzell is no stranger to UNI. He played football and baseball for the Panthers. He received his bachelor's degree in Physical Education and English from UNI in 1974, and his master's in Educational Administration in 1977.

He was a five-sport letterman at Klemme, IA, High School.

He has two children — Nate, 21, a student at Hawkeye Tech, and Amanda, 19, a junior student and basketball player at UNI. Hartzell's personal interests include reading, fitness, auto racing and spending time with family and friends.

"I'm very excited to be here," Hartzell said at his press conference. "It's great to be home...It's an honor and privilege for me to be back...I'm really excited about where I think we can go with this program...I think the potential of this program in both the (Missouri) Valley and the Gateway is outstanding."

ATHLETIC STAFF

NCAA 1-AA PLAYOFFS • 85 87 90 91 92 93 94 95 96



John Bernel
Men's Golf Coach



Kelly Bockenstedt
Athletic Club Program
Assistant



Julie Bright
Assoc. Athletic Dir./
Business Services



Chris Bucknam
Men's & Women's
Cross Country/
Track Coach



Tony DiCecco
Women's Basketball
Coach



Jill Gansemer
Asst. Media Relations
Director



Sara Hayes
Softball Coach




Colleen Heimstead
Compliance/Life Skills
Coordinator



Rick Heller
Baseball Coach



Kevin Kane
Assoc. Media Relations
Dir./Women's Golf
Coach



Dave Kohrs
UNI-Dome Facilities
Coordinator



Greg McDermott
Men's Basketball
Coach



Brad Penrith
Wrestling Coach



Bobbi Petersen
Volleyball Coach



Sloane Tyler
Athletic Sales
Coordinator



Linda Whitehead
Women's Soccer
Coach



Dr. Sandra Williamson
Assoc. Athletic Dir./
Administration



Anne Woodrick
NCAA Faculty Rep./
Assoc. Prof. Sociology,
Anthropology/Criminology





The Players

MEET THE PANTHERS

NCAA 1-AA PLAYOFFS • 85 87 90 91 92 93 94 95 96



DERC ALBRECHT

#20

Strong Safety
6-1, 197, Fr.-RS
Ankeny, IA (Ankeny)

Listed as a backup to Justin Sandy at strong safety coming out of spring drills... **2001:** Redshirted. **High School:** First team Elite All-Conference defense, first team Elite All-State defense, first team INA All-State defense... Averaged 19.5 yards per punt, 9.6 yards per rush... Recorded 14 TDs, 81

tackles and four sacks as a defensive back... Also ran track. **Personal:** Born in Long Beach, CA... Majoring in Sports Psychology... Son of Doug and Tina Albrecht... Father played football at Southeast Missouri State... Member of the Buddies Program at Northeast Elementary School and a D.A.R.E. role model... Chose UNI because of its academics and football programs... Enjoys fishing and playing golf.



RYAN ARNOLD

#15

Defensive End
6-3, 246, So.
Eldridge, Iowa (North Scott)

Listed as the possible starter at left defensive end heading into the fall. **2001:** Played in six games at left end behind Jason Boehlke, recording one solo and two assisted tackles, all against Southwest Missouri State. **2000:** Redshirted.

High School: Earned two letters in baseball and basketball

and three in football... Captain of the football team... Second team all-conference at tight end... All-Metro at tight end... Des Moines Register Elite team... All-state defensive back... 2000 Shrine Bowl selection... Academic all-conference... Second team all-conference and team MVP in basketball for two years. **Personal:** Son of David and Belinda Arnold... Major undecided.

Arnold's Career Defensive Stats

Year	G	UT	AT	TT	SKS	TFL	FF	FRec	INT	PD	BL
2001	6	1	2	3	0	0	0	0	0	0	0



ADAM BENGÉ***

#3

***ALL-STAR CANDIDATE**
Tailback
5-11, 195, Sr.
Ankeny, Iowa (Ankeny)

Ranked as the ninth best returning running back at the 1-AA level by Tony Moss, Executive Director of 1-AA Football for The Sports Network... Moss says the combination of Bengé and returnee Richard Carter should help the Panthers ride

their rushing game back into the playoffs... Listed as the probable starter at tailback coming out of spring drills... Gateway's second-leading active career rusher. **2001:** Shared starting duties with Richard Carter, starting eight-of-14 games... Returned to action after a self-imposed layoff in 2000... Led the team in rushing with 241 carries for 1,383 yards and 16 TDs, becoming UNI's first 1,000-yard rusher since 1996... Averaged 5.7 yards per carry... Long run of 63 and high game of 177 yards on 29 carries in the 1-AA playoff game at Eastern Illinois... Had eight games of at least 100 yards - 103 versus Wayne State, 161 versus second-ranked Youngstown State, 136 against Southwest Missouri State, 110 versus 12th-ranked Western Illinois, 128 against Indiana State, 111 versus Cal Poly, 114 against 16th-ranked Maine, and the 177 against third-ranked EIU... Also caught 10 passes for 44 yards, with a long catch of 10 and a high game of 14 yards on two

catches against YSU... UNI's top kickoff return man with a 23.5 average on 25 returns and topped out with 143.9 all-purpose yards to lead the team... Had a team season-high 29 carries and 177 yards against EIU... Set a school playoff record with those 177 yards and his four TDs scored at EIU... Named the Gateway Offensive Player of the Week for his effort against YSU and Don Hansen's National Weekly Football Gazette Tri-National Offensive Player of the Week for his effort against EIU and a co-National Player of the Week for his effort against Maine... Named the team's offensive player of the game against YSU... Second team all-conference, honorable mention all-American running back by Don Hansen... Ranked third in the league and 33rd in 1-AA in rushing, ninth in the league and 55th in the country in kickoff returns, and second in the conference and 28th in the nation in all-purpose running. **2000:** Left the team in preseason practice for personal reasons. **1999:** Started 10-of-11 games... Team's leading rusher with 166 carries for 778 yards and nine TDs... Long run of 71 yards... Caught 21 passes for 172 yards... Had a team season-high 30 carries and 165 yards at Southwest Missouri State... Rushed for a team season-high two TDs in a single game against Central Washington... Rushed for over 100 yards in three games - 113 at Ohio University and 115 versus Youngstown State besides his career-high 165 yards at SMS... Had a season-best six catches for 48 yards versus YSU... Ranked sixth in the league in rushing... Named second team all-conference. **1998:** Services called upon beginning in the fourth game due to other injuries... Missed the last two games because of a shoulder sprain... Despite starting only three-of-six games played, team's second-leading rusher with 427 yards and five TDs on 108 carries... Season-high 140 yards against Youngstown State... Had 101 yards in his first game at Stephen F. Austin... Tied a school and Gateway record with four rushing TDs against YSU... Tied a school mark with 24 points in a game, also against YSU... Caught 12 passes for 121 yards, with a season-high eight catches for 89 yards against Indiana State... Don Hansen's Football Gazette 1-AA Regional Player of the Week for his effort against YSU... Named to the league's All-Newcomer Team... **High School:** Participated in football and track... First team Elite All-State running back... All-state defensive back... State champ in long jump... **Personal:**

Son of Randy and Maggie Bengé... Enjoys drawing and playing sports... Majoring in Business Management.

RUSHING	NO.	YDS.	AVG.	TDs	LG	HG
1998	108	427	4.0	5	25	140
1999	166	778	4.7	9	71	165
2001	241	1,383	5.7	16	63	177
Total	515	2,588	5.0	30	71	177

RECEIVING	NO.	YDS.	AVG.	TDs	LG	HG
1998	12	121	10.1	0	25	89
1999	21	172	8.2	0	31	48
2001	10	44	4.4	0	10	14
Total	43	337	7.8	0	31	89

KICKOFF RET.	NO.	YDS.	AVG.	TDs	LG
2001	25	588	23.5	0	55



TOM BERLIN

#22

Cornerback
5-10, 186, So.
Urbandale, IA (Urbandale)

Expected to back up Moses Joseph at right corner heading into the fall. **2000:** Switched from defensive back to wide receiver... Redshirted. **2001:** Saw very little action. **High School:** Coached by Mike McClish... Earned two letters in football... Named CIML all-conference, defensive team MVP

and team captain... Also participated in track, earning three letters... Ran on the 4x200 relay team which placed second in the state... Recorded 40 tackles and three interceptions as a senior... Also played running back in one game when he rushed 39 times for 205 yards and two TDs. **Personal:** Born in Des Moines, IA... Son of Bruce and Carla Berlin... Majoring in Business... Brother of former UNI all-American and Tennessee Titan Eddie Berlin... Chose UNI because of Eddie.

MEET THE PANTHERS

AA-1 AA PLAYOFFS • 85 87 90 91 92 93 94 95 96 01



ROSS BOHNER** #72

Offensive Guard
6-4, 287, Jr.
Story City, Iowa (Roland-Story)

Listed as the back up to Brodie Brelsford at right guard coming out of spring drills. **2001:** Honorable mention Gateway Academic All-Conference...Started the first game against Wayne State and the last against Montana, playing behind Matt Zehr at right guard most of the season...Graded out at

least a winning percentage (80) against second-ranked Youngstown State (83), Southern Illinois (86), 12th-ranked Western Illinois (80) and against Cal Poly of all the regular-season games. **2000:** Played behind Chad Setterstrom at weak tackle. **1999:** Redshirted. **High School:** Earned three letters in wrestling, four in track and two in football...In football, all-district 2A offense, all-state third team offense, all-Mid-Iowa first team 2A defense as a junior...As a senior, all-state 2A defense, all-district offense, all-Mid-Iowa defense, second team all-state Iowa Newspaper Assoc., all-district academic...Selected to play in 1999 Shrine Bowl...Three-year varsity wrestler...Recorded a 25-5 record in 1997, and 20-0 in 1998...Held the school record in the discus and two-time state qualifier in that event. **Personal:** Son of Rodney and Susan Bohner...Majoring in Computer Science and Art...Enjoys weightlifting and playing video and computer games.

two games, not catching a pass. Was on the injured list most of the spring. **High School:** Earned three letters in both football and track...Earned all-Metro honors for football...Played in the state championship finals...Caught the longest playoff reception in Iowa...Also a return specialist. **Personal:** Son of Ted and Jill Breidenbach...Majoring in Biology and minoring in Chemistry...Nicknamed "B-back"...enjoys skiing.



BRODIE BRELSFORD** #65

Offensive Guard
6-4, 305, Sr.
Perry, Iowa (Perry)

Projected to start at right guard heading into the fall...**2001:** Injured most of the spring...Ended up starting 13-of-14 games at left guard...Graded out a winning percentage (80) against Wayne State (80), second-ranked Youngstown State

(84), Southwest Missouri State (80), Southern Illinois (87), 12th-ranked Western Illinois (86), sixth-ranked Western Kentucky (86) and versus Cal Poly of the regular-season games. **2000:** Played behind Matt Zehr at strong guard. **1999:** Suffered a fracture of his left fibula in September...Played only in two games - against McNeese State and Central Washington. **1998:** Redshirted. **High School:** Earned three letters each in football and basketball and two in track...Honorable mention all-state and first team all-conference in basketball and team captain...Two-time all-district, third team all-state and honorable mention Iowa Newspaper Association in football. **Personal:** Son of Mike and Susan Brelsford...Majoring in Business...Enjoys hunting.



WILLIAM "BILL" BRECHIN #1

Cornerback
5-10, 171, Fr.-RS
Addison, IL (Addison Trail)

Earned a starting spot at left corner coming out of spring drills. **2001:** Redshirted. **High School:** In football, two-time all-conference (West Suburban Gold), conference MVP, two-time all-Area, all-state Sun Times and IHSFLA (coaches

assoc.) in 2000...All-conference and all-state academic teams...Earned three varsity letters...Illinois Coaches Association Shrine High School All-Star Game selection...Played quarterback, defensive back, punted and kicked...Broke all school passing records, throwing for 1,858 yards and 25 TDs, rushed for 495 yards and four TDs, made 35-of-40 PATs, averaged 34.57 punting and recorded 38 tackles with four interceptions as a senior...Earned three letters in baseball, two-time all-conference, 2000 team MVP, named to Northwest Suburban All-Star Team...Three-time letter winner in basketball, 2000 all-conference...1999 football team lost in second round of state playoffs and 2000 team lost in first round to eventual state champion...Team was 20-9 from 1998-2000...3.97 GPA, placing on Honor Roll each semester...National Honor Society member 1999-01...Also a member of the Letterman's Club...Also recruited by Southern Illinois, Bowling Green and Central Michigan...Coached by Paul Parpet. **Personal:** Son of John and Coleen Brechin...Majoring in Business and Marketing...Community service work includes visiting nursing home residents and volunteering as a basketball and volleyball coach at St. Joseph School...Chose UNI because of its excellent Business School, the atmosphere and the connection he felt with the team.



BRAD BURGER #59

Defensive End
6-5, 244, So.
Worthington, Iowa (Beckman)

Listed as a back up to Matt Mitchell at right end heading into the fall. **2001:** Saw very little action. **2000:** Redshirted. **High School:** Earned two letters in football and three letters in track...Honorable mention all-state in football...Shrine Bowl participant...First team all-conference...Member of track state champion 4X400, 4X800 and distance medley relays.

Personal: Son of Bill and Lois Burger...Major undecided...Cousin Jude Burger plays baseball at Wartburg College.



JOHN BREIDENBACH #86

Wide Receiver
5-7, 166, Jr.
Cedar Falls, Iowa (Cedar Falls)

Listed as a back up to Eddie Galles at the X receiver spot coming out of spring drills. **2001:** Played in eight games behind Jake Soliday, not catching a pass. **2000:** Played in



BRYAN BUTLER #16

Wide Receiver
6-0, 182, Fr.-RS
Powell, OH (Olentangy)


Battling for position at the Z wide out behind Marlus Mays and Brad Richtsmeier. **2001:** Redshirted. **High School:** In football, all-Ohio Capital Conference, first team all-district, first team all-Dispatch and Team Super 25, team MVP, Columbus Dispatch Athlete of the Week, team captain and

Delaware Bank Athlete of the Week...Rushed eight times for 100 yards, caught 58 passes for 1,073 yards and scored 12 TDs...Returned 19 kickoffs for a 24.5 average and six punts for a 7.8 average...Recorded 31 solo tackles, 19 assisted, had two interceptions, 16 pass break ups, one fumble recovery and one tackle for loss...As a junior, honorable mention all-conference, second team all-district, all-Dispatch, Team Super 25, special teams MVP...Caught 25 passes for 660 yards and 12 TDs, returned 13 kicks for a 21 aver-

MEET THE PANTHERS

NCAA 1-AA PLAYOFFS • 85 87 90 91 92 93 94 95 96

age and 15 punts for an 11.8 average, and had 36 solo and 18 assisted tackles with six interceptions, two for TDs, and 11 deflections...Member of the Honor Roll, Service Club and Symphonic Choir...Received the Minority Youth Recognition Award...Also recruited by Cincinnati, West Virginia, Northwestern and Southern Illinois...Coached by Ed Terwilliger...Chose UNI because of its style of play and winning tradition. **Personal:** Born in Columbus, OH...Son of Michael and Janet Butler...Majoring in Business.



RICHARD CARTER #11**

***ALL-STAR CANDIDATE**

Tailback
5-4, 187, Jr.
Lansing, MI (Sexton)


Listed behind Adam Bengé coming out of spring drills, but as last year, expected to share starting time with Bengé.

2001: Team's second-leading rusher behind Bengé with 223 carries for 957 yards and eight TDs...Started seven-of-14 games...Long run of 48 against Southwest Missouri State...Had three games of at least 100 yards – 132 versus SMS, 102 against Indiana State and 122 against Cal Poly...Had only one pass for a minus-six yards...Ranked seventh in the league and 67th in 1-AA in rushing...Team's offensive player of the game against Iowa State when he had 15 carries for 82 yards and against Cal Poly when he had the 122 yards on 20 carries. **2000:** Played in 10-of-11 games...106 rushing attempts for 613 yards and three TDs...Season-high 96 yards on 16 carries versus Youngstown State...Made five receptions for 38 yards...Returned one punt for five yards...Named to all-conference All-Newcomer Team...Ranked seventh in the league in rushing. **High School:** As a senior, rushed for 1,600 yards on 127 carries, averaging 11.2 yards, 28 TDs, one TD reception and one TD on kickoff return, and four punt returns for TDs...Recorded 66 tackles, including 33 solos, three interceptions returned for TDs, one sack...Lansing State Journal All-Area Dream Team and Offensive Player of Year...First team all-conference, first team all-Area, Associated Press all-state player and Detroit Free Press All State...Ranked 27th among Top 50 players in Michigan according to Mick McCabe's College Prospects...In track, state champion in the 4X100 relay...Won 100M Dash conference title in 10:80...Lansing State Journal Track Dream Team...As a junior, received Martin Luther King, Jr., Citizenship Award for Outstanding Community Service, Richard D. Letts Award for Outstanding Scout Work...Rushed for 1,122 yards on 122 carries, 22 TDs, including two on kickoff returns and two on punt returns...240 receiving yards...First team all-conference and honorable mention All-Area...Earned three letters in football and two in basketball. **Personal:**

Son of Simon and Mary Carter...Eagle Scout...Enjoys playing sports and participating in Boy Scouts...Majoring in Sports Medicine.

RUSHING	NO.	YDS.	AVG.	TDs	LG	HG
2000	106	584	5.5	3	31	96
2001	223	957	4.3	8	48	132
RECEIVING	NO.	YDS.	AVG.	TDs	LG	HG
2000	5	38	7.6	0	24	24
2001	1	-6	-6.0	0	-6	-6

basketball...School-record three TD receptions in a single game and most TDs in a season (10)...Shrine Bowl selection...Caught 14 passes for 214 yards as a junior and 36 catches for 560 yards as a senior...Team was 21-4 his last two years, winning two Mississippi Athletic Conference championships...Coached by Randy Scott...Honor Roll...Also recruited by Western Illinois...Chose UNI because he felt comfortable in the atmosphere. **Personal:** Born in Davenport, IA...Son of Brian and Peggi Cutright...Major undecided.



DEMARUS DAVIS #26

Wide Receiver

6-0, 202, Sr.
Waterloo, Iowa (Dobie (Houston, TX)/ Hawkeye CC)

Battling for a wide receiver spot and listed behind Eddie Galles and John Breidenbach at the X position coming out of spring drills. **2001:** Played in four games – Wayne State,

Cal Poly, Eastern Illinois and Maine – primarily on special teams...Recorded four assisted tackles, all against third-ranked EIU in the 1-AA playoffs...Did not catch a pass. **2000:** Redshirted. **High School:** Top 10 percent of graduating academic class...Played at free safety in 1997 for Mike Lybay at Dobie High School in Houston, TX. **Personal:** Son of Krieg Davis and Vanessa Sipp...Majoring in Technical Management...Enjoys singing.



BEN DEIKE #71**

***ALL-STAR CANDIDATE**

Offensive Tackle
6-4, 291, Jr.
Marshalltown, Iowa (Marshalltown)

Should retain starting position at left tackle...**2001:** Honorable mention all-conference...Team's Offensive Player of the Week after Southwest Missouri State game...Started


all 14 games at left tackle...Graded out a winning percentage (80) in all but two regular-season games – against Wayne State (82), Ball State (83), versus second-ranked Youngstown State (87), against SMS (90, giving up zero sacks with one pancake block), against Southern Illinois (81), 12th-ranked Western Illinois (93, zero sacks, one plus play), Indiana State (86), at sixth-ranked Western Kentucky (93), and versus Cal Poly. **2000:** Named to the conference's All-Newcomer Team...Started at strong tackle. **1999:** Redshirted. **High School:** Earned three letters each in football, track and baseball, two in basketball...In football, two-time all-conference, second team all-state OL, team MVP, captain...In baseball, all-conference 1B, second team all-state...In track, placed seventh in the shot put at the Drake Relays, state qualifier in the shot and discus. **Personal:** Listed as the starter at left tackle coming out of spring drills...Son of Dallas and Cindy Deike...Majoring in Technical Education...Enjoys water skiing and listening to music.



BRIAN CUTRIGHT #37

Tight End
6-4, 245, Fr.-RS
Davenport, IA (Bettendorf)

Listed as the back up behind Ryan Walter at tight end heading into the fall. **2001:** Redshirted. **High School:** Earned three letters in baseball and two each in football and



JORDAN DREYER #48

Linebacker
6-3, 222, Fr.-RS
Cedar Falls, IA (Cedar Falls)

Listed as the third WILL linebacker coming out of spring drills...Missed most of spring drills because of a back injury. **2001:** Redshirted. **High School:** Starting tight end

on state playoff team... First team All-Metro, first team all-conference, first team all-state in football... Team was 10-1 in 2000, losing in the state championship game... Coached by Pat Mitchell... 2001 Clyde Artus Award, given to the school's MVP... Received the "Mr. Hustle" Award in basketball, team captain, All-Metro, all-conference, all-district... Also lettered in baseball... Member of the All-State Choir, received the DAR Good Citizen Award, member of the Homecoming Court... Member of Captain's Group, a leadership organization, Concert Choir, Jazz Singers, PLAAD, band and marching band... Also recruited by Iowa, Iowa State and Western Illinois... Chose UNI because he wants to be a Panther... Also played defensive end... 3.5 GPA, member of Honor Roll three years. **Personal:** Son of Dan and Nancy Dreyer... Major undecided... Enjoys collecting coins and sports cards and riding his bike and running.



MICHAEL FIECH* #4

Tailback
5-11, 202, So.
Inwood, Iowa (West Lyon)

Listed as the third tailback behind Adam Bengé and Richard Carter heading into the fall. **2001:** Sprained his left knee during spring drills and missed the first five games and ended up playing in final nine games... Team's fifth-leading rusher with eight carries for 27 yards, long of six... Season-

high three carries for 11 yards against 16th-ranked Maine in 1-AA playoffs... Also recorded four solo and two assisted tackles on special teams. **2000:** Redshirted. **High School:** Earned four letters in track and two in football... Iowa Newspaper Assoc. first team all-state, first team all-state Des Moines Register... All-Northwest Iowa team, All-Review, all-district team, team captain... Captain of 2A all-state team... Played and started for the Class 2A 1999 state championship in 1999... Runs the 40 in 4.35... As a senior, set single-season school record with 2,106 rushing yards on 229 carries for 30 TDs, averaging 9.2 yards... Also set school record with a 92-yard kickoff return... Career 313 carries for 2,878 yards and 38 TDs... Averaged 36 yards on six kick returns... In track, member of second-place state team in 1998... Member of 4x100M relay state championship team in 1998 and '99, 4x200M relay team placed fourth in 1999, placed fifth in 100M Dash, with a best time of 10.8. **Personal:** Son of Eric and Marty Fiech... Major undecided... Enjoys weightlifting and swimming.

RUSHING	G	NO.	YDS.	AVG.	TDs	LG	HG
2001	9	8	27	3.4	0	6	11



DERRICK FROST** #3

***ALL-STAR CANDIDATE**
Punter/Kickoffs
6-4, 199, Sr.
St. Louis, MO (Clayton)

Returning punter and kickoff specialist... Played baseball in the spring. **2001:** Punted 62 times for 2,457 yards with an average of 39.6... Placed 19 punts inside the opponents 20 yard line... Long punt of 65... **Don Hansen's National**

Weekly Football Gazette Special Teams Player of the Week following the Wayne State game when he averaged 46.3 yards on four punts, with a long of 50... Key player in the win at 12th-ranked Western Illinois, punting eight times for 317 yards, including a then career-long 62-yarder, for a 39.6 average... In the first half, averaged 41.4 yards on five punts... Placed four punts within the 20, including placing punts on the 11, seven and five yard lines... Also had three kicks for 65 yards each that went out of the end zone... WIU started no better than its own 20 yard line twice on any of its 10 possessions... Ranked fourth in the Gateway and 22nd in the nation in punting average... Team's special teams player of the week after the Southwest Missouri State game when he punted three times for a 39.7 average, long of 43, and after the WIU game... Also recorded five solo and three assisted tackles and recovered one fumble... Pitched for the Missouri Valley

Conference Championship team. **2000:** Played in 11 games... 48 punts for 1,883 yards, averaging 39.2, long of 54... Season-high 50.0 average punting against Cal Poly... Season-high 10 punts against Morningside... Rushed twice for a gain of 23 yards... Tallied four solo tackles... Scored 48 total points for the Panthers... Named to the conference All-Academic Team... Honored as the co-GFC Special Teams Player of the Week and co-Don Hansen National Special Teams Player of the Week following the Prairie View A&M game... Ranked third in the league in punting and 35th in 1-AA... Pitcher for the baseball team, going 1-2 with a 9.19 ERA... Appeared in 11 games, including five starts... Struck out 24 batters in 31.1 innings... Had a 3.60 ERA in the first two innings of his starts. **1999:** Played in five games... Averaged 26.9 yards on seven punts, long of 45. **High School:** Earned three letters each in football and baseball... As a senior, kicked 15 field goals, two of 50 yards... In his career, made 95 percent (91-95) of his extra points and averaged 41.7 punting... All-conference QB, LB, K and P... Conference Player of the Year... All-district kicker and punter... All-Metro kicker and punter... All-state kicker. **Personal:** Son of Larry and Donna Frost... Majoring in Computer Science... Enjoys playing golf and chess and hunting.

PUNTING	NO.	YDS.	AVG.	LONG
1999	7	188	26.9	45
2000	48	1,883	39.2	54
2001	62	2,457	39.6	65




EDDIE GALLES #30

Wide Receiver
6-1, 190, Jr.-RS
Mankato, MN (Mountain Lake/Minnesota-West Community & Technical College)

Listed as the probable starter at the X position heading into the fall. **2001:** Redshirted. **At Minnesota West:** Caught 69 passes for 1,182 yards, holding the school record for most catches in a season and career and most yards in a

career and season... Sixth-highest ranked receiver in the nation... NJCAA first team all-region, MCCC all-state... Voted team's Most Inspirational... Academic All-State. **High School:** Holds the school's interception record, named all-conference in football, basketball and track... State qualifier in the 200M... Caught 16 passes for 233 yards and three TDs his senior year... Participated in the Knowledge Bowl... Coached by Kevin Arndt and John Weir. **Personal:** Born in Mankato, MN... Son of Nathaniel Idio and Susan Galles... Majoring in Biology with a Biomedical emphasis... Chose UNI because of the opportunity, the great coaching staff and atmosphere... Enjoys reading, watching movies and playing basketball.



DRU GRIGSON #57

Linebacker
6-1, 232, Sr.
Highland, IN (Highland/Fork Union Military Academy/New Mexico State)

Listed as a backup to Casey Tierney at the MIKE position heading into the fall. **2001:** Slowed by a knee sprain in the spring... Played in only four games, recording no statistics.

2000: Played in four games, starting one... Recorded two solo tackles and one assisted tackle. **At New Mexico State:** Projected as a starter prior to breaking his leg in spring practice... Received a hardship from the NCAA in 1999. **High School:** Attended Highland High School 1993-95, then spent one year at Fork Union Military Academy... Earned six letters in football and track... Team captain in both sports... All-conference in both sports... Conference record-holder in the shot put... Three-year starter... Conference champ in discus. **Personal:** Son of Jeff and Juanita Grigson and Greg Price... Majoring in General

MEET THE PANTHERS

NCAA 1-AA PLAYOFFS • 85 87 90 91 92 93 94 95 96

Studies...Enjoys lifting weights and fishing...Brother Ryan played for the Detroit Lions and Cincinnati Bengals and now is a scout for the St. Louis Rams.

DEFENSE	G	UT	AT	TT	SKS	TFL	FF	FUMRec	INT	PD
2000	4	4	2	1	0	1	0	0	0	0



ROBERT HAMRE*** #91

***ALL-STAR CANDIDATE**
Defensive Tackle
6-4, 295, Sr.
Bloomfield, Iowa (Davis County)

Should retain his starting position at right tackle this season...Gateway's fifth-leading active career leader in tackles...Ranked as the fifth best returning tackler in 1-AA by the Sports Network. **2001:** Team's seventh-leading tackler with 49 solo and 33 assisted tackles, including two sacks and five tackles for loss...Also had one fumble recovery and three deflections...Season-high 12 tackles at 12th-ranked Western Illinois, when he was named the Gateway's Defensive Player of the Week...Team's defensive player of the week after the Southern Illinois game when he compiled nine tackles and against Indiana State when he had seven stops...Second team all-conference, second team Gateway Academic All-Conference. **2000:** Played in 11 games, starting 10...Team's eighth-leading tackler, recording 36 solo and 19 assisted tackles...Had four quarterback sacks for 23 yards, one forced fumble and one pass deflection...Season-high nine tackles at Youngstown State...Named second team all-conference and All-Academic. **1999:** Started all 11 games...Moved over from tackle to nose with the injury to Tim O'Neill...Recorded 19 solo and 19 assisted tackles, two sacks and two tackles for loss...Season-high six tackles against Southwest Missouri State. **1998:** Redshirted. **High School:** Earned four letters each in wrestling and track and three in football...All-stater in all three sports...Placed second in the state in the shot put his junior year and qualified for state wrestling tournament...State champion in the shot and runner-up in the discus his senior year. **Personal:** Son of Harold and Beatrice Hamre...Majoring in Industrial Technology...Nicknamed "Hammer".

DEFENSE	G	UT	AT	TT	SKS	TFL	FF	RECum	INT	PD
1999	11	19	19	39	2	2	0	0	0	0
2000	11	36	19	55	4	6	1	0	0	1
2001	14	49	33	82	2	5	0	1	0	3



JONATHAN HARRELL #37

Linebacker
6-2, 226, Jr.
Montgomery, AL (Robert E. Lee/Ellsworth JC)


Listed as a backup to Tony Howard at the SAM position heading into the fall...On campus this spring after transferring from junior college. **At Ellsworth:** Two-time all-region selection...Two-year starter...2001 Pepsi-Cola Bowl participant...Pre-season all-American. **High School:** All-conference, All-Metro...Also recruited by Auburn, Southern Miss and Alabama-Birmingham. **Personal:** Son of Jonathan and Teresa Harrell...Majoring in Physical Education...Son Justin, 1...Chose UNI because he felt comfortable here.



DARIN HEIDEMAN #58

Fullback
6-0, 219, Fr.-RS
Council Bluffs, IA (St. Alberts)

Listed as the second string fullback behind Justin Heins coming out of spring drills...Moved over from defense. **2001:** Redshirted. **High School:** Sophomore year named All-City in soccer and lettered in football...Junior year, all-state soccer, second team all-district in football, All-City in football...As a senior, had 147 tackles and rushed for 515 yards on 70 carries, scoring eight TDs...Also played inside linebacker...Honor Roll, member of the Campus Ministry...Football team was 20-3 his last two years, advancing to the state quarterfinals his junior year and semi-finals his senior year...Soccer team was state champion in 1998 and a state qualifier in 1999...Also recruited by Iowa and Iowa State...Coached by Jim Duggan...Chose UNI because of the town and people. **Personal:** Son of Richard and Nancy Heideman...Majoring in Criminology...Two sisters, Jenni and Megan, played soccer at Central Missouri State.




JUSTIN HEINS* #93

Defensive Tackle
6-0, 250, So.
West Union, IA (North Fayette)

Listed as a possible starter at fullback prior to Mark Moothart's return after playing defensive tackle last season. **2001:** Played in 10 games...Recorded 16 solo and nine assisted tackles, two sacks, one tackle for loss and one forced fumble...Season-high four tackles at 1-A Ball State. **High School:** 2001 Des Moines Register Male High School Athlete of the Year...Second team all-district as a sophomore and two-time first team all-district...Two-time first team all-state - 1999 as a defensive lineman, 2000 as a punter, averaging more than 40 yards...Led team in tackles his last two years at linebacker with 110 his senior year...Team was 22-8 in three years, winning the district title his senior year and advancing to the state semifinals...Five-year letter winner in baseball, first team all-conference (Upper Iowa), honorable mention all-state Utility...Four-year letter winner in track, throwing the discus and shot...Placed third in 2000 state meet in the discus...Four-year letter winner in wrestling with over 100 career wins...Holds the school record with 40 wins in a season...Two-time conference champ, placed fifth at state at 275 pounds in 2000...Member of the band, Chorus and Student Council and an Eagle Scout...Coached by Ron Wymmer...**Personal:** Son of Michael and Barb Heins...Brother, Derek, played golf at Wartburg.

DEFENSE	G	UT	AT	TT	SKS	TFL	FF	FRec	INT	PD
2001	10	16	9	25	2	1	1	0	0	0



RAISHAUN HENDERSON* #10

Cornerback
5-9, 186, So.
Milwaukee, WI (Madison)

Listed as backup to Bill Brechin at left corner heading into the fall. **2001:** Played in six games backing up Dayron Brutley at left corner, recording two solo and one assisted tackle in addition to two deflections...Season-high two tackles against Cal Poly. **2000:** Redshirted. **High School:**

MEET THE PANTHERS

CAA I-AA PLAYOFFS • 85 87 90 91 92 93 94 95 96 01

Earned four letters in track and four in football...In football, first team all-City RB/DB...Rushed for 1,000 yards, 10 TDs in seven games, three interceptions, 69 tackles...In track, state champion 110 HH junior year, indoor state champ 55 HH...First team all-state as a sophomore and junior in track...Runs 40 in 4.45...Top 10 prospect in state.

Personal: Son of Lenore Henderson and Ray Sibley...Major Electronic Media...Also recruited by Minnesota and Georgia Tech for track...Enjoys working out, competing against other athletes and playing Play Station.



CORY HENKE

#19

Punter/Kicker

5-11, 176, So.

Waverly, IA (Waverly-Shell Rock/Iowa State)

Back up punter and kicker to Mackenzie Hoambrecker and Derrick Frost...**2001:** Saw no action after transferring from Iowa State. **At Iowa State:** Redshirted in 2000. **High School:** Played wide receiver and defensive back and also served as the punter and kicker in 1998 and played quarter-

back and defensive back while serving as the kick specialist in 1999...Coached by Dave Arns...Earned two letters in football...As a junior, all-district receiver, third team all-state punter...As a senior, first team all-state kicker, Shrine Bowl selection...In track his junior year, member of the Drake Relays and state champion 4 x 800 relay team...Lettered three years in track and two years in baseball...All-district Utility...Member of the Junior Select Team in basketball and all-district pick his senior year...Received an Academic Letter and was a member of the Academic All-District football team. **Personal:** Born in Washington, IA...Son of Dennis Henke and Cindy Leisinger...Majoring in Marketing...Enjoys playing the guitar and golf...Transferred to UNI because of its football program and School of Business.

win, and four-of-four extra points; and league Special Teams Player of the Week honors after the Western Kentucky game when he again kicked the game-winning goal, this time from 28 yards, to give UNI the conference title...Also made three-of-three PATs in that contest...In total, made 18-of-25 field goals, long of 45, and 41-of-43 extra points...Set a school playoff record against Eastern Illinois and Maine when he attempted six PATs and a record against Maine when he made the six PATs...Ranked first in the league and was tied for 4th in 1-AA in field goals per game and was second in the Gateway in PAT kicking percentage...Team's second-leading scorer with 95 points. **2000:** Started all 11 games...44-of-49 PAT kicks...Attempted 22 field goals, making 13 with a long of 51 yards...Scored a total of 83 points for the Panthers...Named second team all-conference and to the conference All-Newcomer team...Honored as a co-GF Special Teams Player of the Week and co-Don Hansen National Special Teams Player of the Week following the Prairie View A&M game...Recorded four Panther single-game superlatives for the season with seven PATs kicked and seven PATs attempted against Indiana State and Prairie View A&M, three field goals kicked against PV&M, and four field goals attempted versus PV&M and Illinois State...Ranked third in the league in scoring and first in field goals, and ranked 18th in the nation in field goals and 32nd in scoring. **At Western Illinois:** Redshirted. **At Ellsworth:** Played one year, earning all-conference honors...Made eight-of-12 field goals, with a long of 45. **High School:** Four-year letterman in soccer and swimming, two-year letterman in football...Made eight-of-12 field goals with a long of 43...First team all-state in soccer, second team all-state in football...All-state swimming team. **Personal:** Son of Steve and DeAnn Hoambrecker...Majoring in Marketing...Enjoys biking, skiing and running.

FIELD GOALS	MADE	ATT	PCT.	BK	Long
2000	13	22	.590	0	51
2001	18	25	.720	0	45
PATS	MADE	ATT	PCT.	BK	
2000	44	49	.900	0	
2001	41	43	.950	0	



JOHN HERMANN

#54

Defensive End

6-3, 240, Fr.-RS

Clive, IA (West Des Moines Dowling)

Listed as the backup to Ryan Arnold at left end heading into the fall. **2001:** Redshirted. **High School:** First team all-conference, first team Class 4A all-state, first team Elite all-state, CIML Defensive Player of the Year, Shrine Bowl selection...Recorded 13.5 sacks in nine games at defensive end as a senior...Also recruited by Iowa and Southwest Missouri State. **Personal:** Son of Robin and Peggy Hermann...Major undecided...Enjoys hunting and fishing...Chose UNI because it was the best fit for him.

tion...Recorded 13.5 sacks in nine games at defensive end as a senior...Also recruited by Iowa and Southwest Missouri State. **Personal:** Son of Robin and Peggy Hermann...Major undecided...Enjoys hunting and fishing...Chose UNI because it was the best fit for him.



ANTHONY HOWARD*

#17

Linebacker

6-2, 227, Jr.

Iowa Falls, Iowa (Iowa Falls/New Mexico State)

Listed as a probable starter at the SAM position heading into the fall...Staff will find him a position because of his athletic abilities. **2001:** Transferred as a quarterback, but ended up being a valuable asset on special teams...Played in all 14 games, recording four solo and three assisted tack-

les...Season-high four tackles at Iowa State. **At New Mexico State:** Redshirted his first season in 1999...Went three-for-11 for 64 yards and ran six times for 15 yards during the 2000 spring game...Saw limited action in fall 2000 season. **High School:** Earned three letters in football, four in golf and two in basketball...Two-year starter at quarterback...Led IFHS to a 19-3 record during that span...Rated by Cyclone Illustrated as the top quarterback recruit and the No. 10 overall recruit in Iowa...All-district team two seasons...First team all-state by the Iowa Newspaper Association...Named to the Iowa Football Coaches Association Academic All-State team...Golf team captain three seasons...Ranked No. 1 academically among his senior class. **Personal:** Son of Steve and Glenda Howard...Majoring in Finance.



MACKENZIE HOAMBRECKER**

#47

***ALL-STAR CANDIDATE**

Placekicker

6-0, 202, Sr.

Davenport, Iowa (West/Western Illinois/Ellsworth JC)


A key returnee for the Panthers following a very successful 2001 campaign. **2001:** A first team all-conference and second team all-American by The Associated Press, first team

all-American by The Sports Network and Don Hansen's National Weekly Football Gazette, and Walter Camp Football Foundation All-American...Gateway Conference Co-Special Teams Player of the Week following the Ball State game when he made two field goals of 44 and 33 yards, the last with no time remaining to give the Panthers a 42-39

Year	G	UT	AT	TT	SKS	TFL	FF	FRec	INT	PD
2001	14	4	3	7	0	0	0	0	0	0

MEET THE PANTHERS

NCAA 1-AA PLAYOFFS • 85 87 90 91 92 93 94 95 96




TITUS IVORY* #9

Linebacker
6-2, 219, So.
Bolingbrook, IL (Romeoville)

Expected to start at the WILL position this fall. **2001:** Played in all 14 games behind Carlos Dallis at one outside linebacker spot, recording six solo and nine assisted tackles... Season-high three tackles at Iowa State. **2000:** Redshirted. **High School:** Earned two letters in football, basketball and track... Varsity basketball team captain for two years... Varsity football captain for one year... All-conference WR/DB... All-Area WR/DB... All-state WR... All-conference in track... Named Male Athlete of the Year his senior year. **Personal:** Son of Paul and Lela Ivory... Prospective Marketing major... Enjoys shopping, going out with friends, bowling and playing video games.

Year	G	UT	AT	TT	SKS	TFL	FF	FRec	INT	PD
2001	14	6	9	15	0	0	0	0	0	0




JUSTIN JANSEN** #21

Free Safety
6-0, 199, Jr.
Grinnell, Iowa (Grinnell)

Probable starter at free safety coming out of spring drills... Underwent shoulder surgery late in the spring. **2001:** Played in 13 games behind Ken Harris at strong safety, missing the Cal Poly game because of a shoulder injury... Recorded 17 solo and four assisted tackles... Season-high five tackles each against Iowa State, Ball State and second-ranked Youngstown State... Named the team's Special Teams Player of the Week following the Western Kentucky game. **2000:** Started seven-of-11 games... Recorded 20 solo and 20 assisted tackles... Intercepted three passes for 88 yards, returning an interception 84 yards for a TD... Recovered two fumbles... Honored as GFC Defensive Player of the Week and Don Hansen National Defensive Player of the Week following the Stephen F. Austin game... Season-high eight tackles against Stephen F. Austin and Southwest Missouri State. **1999:** Redshirted. **High School:** School's career rushing and scoring leader... Led team to Class 3A semifinals... Gained 1,734 yards and scored 30 TDs as a senior... Second team Iowa Newspaper Assoc., Des Moines Register RB... All-district, KGRN All-Area Team... In 1998, first team INA and Des Moines Register all-state RB, Register Elite Team... Set seven school records in all... Earned four letters in track, two in football and one in basketball. **Personal:** Son of Larry and Echo Jansen... Majoring in General Studies.

Year	G	UT	AT	TT	SKS	TFL	FF	FRec	INT	PD
2000	11	20	20	40	0	2	0	2	3	0
2001	13	17	4	21	0	0	0	0	0	0



TYLER JOHNSON* #6

Free Safety
5-9, 192, So.
Urbandale, IA (Urbandale, IA)

Listed as the back up to Justin Jansen at free safety heading into the fall. **2001:** Played in six games, recording no tackles... Also returned one kickoff for no yards. **2000:** Redshirted. **High School:** Earned six letters in track and football... Second team all-state. **Personal:**

Son of Roger and Tina Johnson... Majoring in Marketing.



KRIS JONGEJEUGD* #69

Offensive Guard
6-6, 308, Sr.
Sioux Falls, SD (Platt/North Dakota State College of Science/North Dakota)

Expected to start at left guard heading into the fall. **2001:** Played behind Brodie Brelsford at left guard... Graded out a winning percentage (80) versus second-ranked Youngstown State (83), Southwest Missouri State (82), Southern Illinois (90) and Cal Poly of the regular-season games. **At North Dakota State College of Science:** Earned all-conference and honorable mention all-conference honors... Team captain. **High School:** Named to the all-conference team two years... team captain... All-state honors his senior year... Made the elite 45 team his senior year. **Personal:** Son of Garry Jongejeugd and Joy Garrison... Majoring in General Studies... Enjoys hunting, fishing and camping.



MOSES JOSEPH* #24

Cornerback
5-9, 190, Sr.
Glenview, IL (Glenbrook South)

Listed as the starter at right corner coming out of spring drills. **2001:** A converted running back... Played in all 14 games, recording 12 solo and four assisted tackles, recovered one fumble and deflected two passes... Season-high four tackles against Cal Poly... Also rushed six times for 41 yards, with a long of 22 against Iowa State... Best game two carries for 24 yards against ISU. **2000:** Played in one game against Prairie View A&M at running back... Rushed six times for 26 yards. **1999:** Played in only two games, rushing for three yards on four carries. **1998:** Redshirted. **High School:** Participated in football, basketball and track... All-conference... Second team all-Prep... Team captain... Two-time state track qualifier... Shrine Bowl participant... Member of Future Leaders of Chicago, Walk of Fame. **Personal:** Son of Moses Joseph... Majoring in Political Science... Member of a musical group called "Nine"... Nicknamed "MoTown"... Enjoys baseball card collecting and singing.

RUSHING	G	ATT	YARDS	AVG.	TDs	LONG	HIGH GAME
1999	2	4	3	0.8	0	2	3
2000	1	6	26	4.0	0	6	24
2001	14	6	41	6.8	0	22	24

DEFENSE	G	UT	AT	TT	SKS	TFL	FF	FRec	INT	PD
2001	14	12	4	16	0	0	0	1	0	2



GRIFFITH "Griff" JURGENS* #12

***ALL-STAR CANDIDATE**
Quarterback
6-2, 186, Sr.
Chatham, IL (Chatham Glenwood/William Rainey Harper JC)

Even on the depth chart at quarterback with Tom Petrie heading into the fall... Both listed as the 11th best quarterbacks at 1-AA by Tony Moss, Executive Director of 1-AA Football for The Sports Network... Missed all of spring drills, recovering from knee surgery. **2001:** Took over as the starting quarterback in the ninth game of the year due to Tom Petrie's shoulder injuries... Played in eight games total, completing 76-of-130 passes with five intercep-

tions for 979 yards and five TDs...High game 299 yards on 12-of-26 passing in the 1-AA playoffs against Maine...Went down to a knee injury in the first quarter in the 1-AA semifinals at Montana...Team season-best 20 completions at sixth-ranked Western Kentucky...Had 11 consecutive completions against Indiana State...Also rushed 23 times for a minus-22 yards and one TD, with a high game of 11 yards on six carries in the 1-AA playoff game at third-ranked Eastern Illinois.

At William Rainey Harper: 2000 first team Academic All-American...All-conference and all-region first team honors for football...Special Mention All-American (J.C. Gridwire)...Completed 146 passes for 2,089 yards and 17 TDs in 1999, 203 passes for 2,382 and 18 TDS in 2000. **High School:** All-conference junior and senior years in basketball and football...All-conference senior year in baseball. **Personal:**

Son of Michael and Connie Jurgens...Majoring in Elementary Education...Enjoys watching sports and listening to live music...Completed four-of-seven passes with one interception for 120 yards and one TD in the Spring Game.

PASSING	G	ATT	COMP	PCT.	YDS	INT	TDs	LONG	HIGH GAME
2001	8	130	76	.585	979	5	5	57	299
RUSHING	G	ATT	YARDS	AVG.	TDs	LONG	HIGH GAME		
2001	8	23	-22	1.0	1	7	11		



GRANT LARSON

#53

Linebacker

6-1, 226, Fr.-RS

Clear Lake, IA (Clear Lake)

Fighting for playing time at middle linebacker. **2001:** Redshirted. **High School:** Played linebacker and center...Class 3A first team all-state linebacker by the Iowa Newspaper Assoc. and **Des Moines Register**, unanimous first team all-district linebacker and center as a senior, all-

district linebacker as a junior and honorable mention all-district as a sophomore...Recorded 178 tackles his senior year...Team was Class 3A state champs with a perfect 13-0 record in 2000 and had a 29-4 record in three years...Three-year letter winner in basketball and two-time in track, throwing the shot put...Coached by Fred Wieck. **Personal:** Born in Sac City, IA...Son of Bill and Kim Larson...Majoring in Business...Chose UNI because of its winning program and it is close to home...Enjoys hunting and fishing.



JOE KELLER

#64

Offensive Tackle

6-5, 271, So.

Urbandale, Iowa (Urbandale)

Expected to back up Chad Setterstrom at right tackle coming out of spring drills. **2001:** Saw little action in backing up Ben Deike at left tackle...Graded out with a winning percentage against Cal Poly. **2000:** Redshirted. **High School:** Earned three letters in track, two in football and two in basketball...Iowa Shrine Bowl participant...Named second team all-conference...Track state qualifier. **Personal:** Son of Dan and Chris Keller...Majoring in Construction Management...Enjoys listening to music...Father was a two-time all-American wrestler at UNI.



SETH LAST

#43

Defensive Tackle

6-2, 238, Sr.

Hubbard, Iowa (Hubbard-Radcliffe/Wayne State (NE))

Fighting for playing time at defensive tackle heading into the spring. **2001:** Played in four games, recording one assisted tackle against Ball State. **At Wayne State:** Earned the Lifter of the Year Award, Work Ethic Award and Iron Cat award. **High School:** Lettered in football, basketball,

baseball and track...In football, first team all-district, first team all-mid Iowa, first team all-state **Des Moines Register** and INA...Tackle leader junior and senior seasons. **Personal:** Son of Larry and Andrea Last...Majoring in Health Promotions...Enjoys hunting, fishing and sports.



WALTER KELLY*

#79

Offensive Tackle

6-5, 285, So.

Iowa City, Iowa (West)

Listed as the back up to Ben Deike at left tackle coming out of spring drills. **2001:** Played behind Chad Setterstrom at right tackle...Graded out with a winning percentage against Cal Poly. **2000:** Redshirted. **High School:** Earned two letters in football and wrestling and one in track...First team all-Area, first team all-conference, first team all-state, first team all-state **Des Moines Register**...1999 wrestling second team all-conference. **Personal:** Son of Mike and Teresa Kelly...Major undecided...Enjoys biking and reading.



JIM LIZZI

#28

Tailback

5-11, 187, So.

Granger, IN (Penn)

Listed as one of the top four tailbacks heading into the fall. **2001:** Played in five games, gaining 26 yards on seven carries with a long carry of six yards against Indiana State...Season-best 18 yards on five carries in the season-opener against Wayne State. **2000:** Redshirted. **High**

School: Track state finalist in 4x100, two-time first team all-conference MVP, two-time first team all-Area, South Bend Tribune and Elkhart Truth Dream Team, Bloomington Herald all-state as a junior...Top 33 players first team all-state as a senior...Earned three letters in football, two in track and one in baseball...56 TDs, 3,306 rushing yards, 47 catches for 545 yards...Team was state champion in 1997, runner-up in 1999, 1998 state baseball champ...Earned three letters in football, two in track and one in baseball. **Personal:** Son of Ron and Linda Lizzi...Major undecided.

YEAR	G	ATT	YARDS	AVG.	TDs	LONG	HIGH GAME
2001	5	7	26	3.7	0	6	18

MEET THE PANTHERS

NCAA 1-AA PLAYOFFS • 85 87 90 91 92 93 94 95 96



NICK MATSEN #52

Snapper
6-0, 284, Sr.
Newton, IA

Joined the team late last fall and should retain his role as the team's snapper. **2001:** The snapper... Came into camp late after transferring from Des Moines Area Community College. **High School:** All-state football player... Played offensive line in 1997... Coached by John

Jenkins... Graduated in 1998... Received the Elks Academic Improvement Award.

Personal: Born [redacted] in Iowa City, IA... Son of Bruce and Cindy Matsen... Majoring in General Studies... Has assisted at kicking and snapping camps since 1994... Helped coach freshman football at Newton High School while attending junior college and assisted with Cedar Falls High School in 2000.



MARLUS MAYS* #33

Wide Receiver
6-0, 199, Jr.
Kansas City, MO (North Kansas City)

Listed as the probable starter at the Z position heading into fall drills. **2001:** Started all 14 games, catching 31 passes for 539 yards and two TDs with a long of 47... High game four catches for 92 yards against 16th-ranked Maine in the 1-AA playoffs... Also had one carry for one yard against

Southern Illinois. **2000:** Played in five games, catching one pass for seven yards. **1999:** Redshirted. **High School:** Earned four letters each in basketball and track and three in football... All-Metro... Two-time all-conference and all-district... All-Area WR... All-Area DB... Shrine Bowl selection... Kansas City Star All-Star. **Personal:** [redacted] Son of Jerome and LaDedra Edwards... Majoring in Business Administration.

YEAR	G	ATT	YARDS	AVG.	TDs	LONG	HIGH GAME
2000	5	1	7	7.0	0	7	7
2001	14	31	539	17.4	2	47	92



CLINT MILLER* #45

Strong Safety
5-11, 199, So.
Strawberry Point, Iowa (Starmont)

Battling for playing time at the strong safety position coming out of spring drills. **2001:** Was on the injured list coming out of spring drills following an ACL injury sustained late in the previous fall... Ended up redshirting. **2000:** Played in three games, recording one solo and two assisted tackles.

High School: Earned four letters in football, three in basketball, five in baseball and four in track... Honorable mention all-state for football his junior year... Football Elite all-star senior year... All-conference baseball and basketball. **Personal:** [redacted]

Son of Dennis and Carol Miller... Majoring in Finance with a Real Estate emphasis... Enjoys hunting, fishing and lifting weights.

YEAR	G	UT	AT	TT	FF	FRec	INT	PD
2000	3	1	2	3	0	0	0	0



MATTHEW "MATT" MITCHELL #5

***ALL-STAR CANDIDATE**
Defensive End
6-3, 238, Jr.
Waupaca, WI (Waupaca)

Expected to retain his starting role at right defensive end. **2001:** Started all 14 games... Team's eighth-leading tackler with 46 solo and 27 assisted tackles, a team-high 11 sacks, seven tackles for loss, a team-high four forced fumbles, two

recoveries, five deflections and one interception... Season-high eight tackles against third-ranked Eastern Illinois in the 1-AA playoffs. **2000:** Started all 11 games at right end... Team's fifth-leading tackler, recording 33 solo and 27 assisted tackles... Led the Panthers in sacks with five for 38 yards... Forced one fumble and had one block... Season-high 14 tackles at Youngstown State... Honorable mention all-conference and named to the conference All-Newcomer team. **1999:** Redshirted. **High School:** Earned four letters in football and one in basketball... All-Area, all-conference, captain... Voted Most Dedicated by school and team. **Personal:** [redacted] Brother of former Panther Jack, now a UNI assistant coach... Son of David Mitchell... Majoring in Sociology... Enjoys fishing, snowmobiling and dirt bike riding.

YEAR	G	UT	AT	TT	SKS	TFL	FF	FRec	INT	PD
2000	11	33	27	60	5	6	1	0	0	1
2001	14	46	27	73	11	7	4	2	1	5



MARK MOOTHART* #40

Fullback
5-11, 240, Sr.
Cedar Falls, IA (Waterloo Columbus/Pittsburgh)

Received another year of eligibility by the NCAA in mid-June... Did not participate in spring drills because the ruling had not been delivered in time... Should go back to retaining his starting role at fullback... A key blocker in UNI's offensive system. **2001:** Started eight of the 14 games when a

fullback lined up in the first snap... Carried the ball eight times for 18 yards with a long of four... High game six yards on three carries against Wayne State... Also caught two passes for nine yards, with a long of eight in the playoff game against third-ranked Eastern Illinois. **2000:** Arrived second semester and participated in spring drills after transferring from Pittsburgh. **At Pittsburgh:** Spent three years at Pittsburgh... Redshirted his freshman year with a knee injury... Returned in 1998 to play in six games, still recovering from injury... In 1999, played in all 11 games, starting four times... Rushed 17 times for 66 yards and caught two passes for 11 yards. **High School:** Three-year starting letterman... Rushed for 1,038 yards on 153 carries and 23 TDs... Selected first team all-state linebacker by the Waterloo Courier... Three-year All-Metro and all-district... Led the conference in scoring... Played in the 1997 Shrine Bowl... Four-year letterman in track and field... Twice qualified for the state track meet... Lettered in wrestling. **Personal:** [redacted] Son of Joseph and Nancy Moothart... Nicknamed "Moot"... Majoring in sociology... Enjoys playing cards and going to movies.

RUSHING	NO	YARDS	AVG.	TD	LONG	HIGH GAME
2001	8	18	2.3	0	4	6

RECEIVING	NO	YARDS	AVG.	TD	LONG	HIGH GAME
2001	2	9	4.5	0	8	8

MEET THE PANTHERS

CAA 1-AA PLAYOFFS • 85 87 90 91 92 93 94 95 96 01



TERRELL MORGAN** #90

Defensive Tackle
5-11, 278, Sr.
Milwaukee, WI (Greenfield)

Listed as a back up to Zach Stien at left tackle coming out of spring drills...Ranked as the eighth best returning tackler by Tony Moss of the Sports Network. **2001:** On the injured list coming out of spring drills after fracturing his

foot... Started 13-of-14 games... Team's sixth-leading tackler with 43 solo and 42 assisted tackles, four sacks, three tackles for loss, one forced fumble, tied for the team lead with three fumble recoveries, had one deflection and one interception... Season-high 12 tackles against 16th-ranked Maine in the 1-AA playoffs... Second team all-conference... Named the team's defensive player of the game against sixth-ranked Western Kentucky when he had four solo and seven assisted tackles. **2000:** Played in 10 games, recording 13 solo and seven assisted tackles... Had two quarterback sacks for three yards. **1999:** Played in three games, recording one assisted tackle and two deflections. **High School:** Earned four letters in wrestling and two each in football and track... In football, honorable mention all-conference... team's Most Valuable Lineman... All-conference linebacker... Ironman Award, team captain, team's Most Valuable DB... Journal Sentinel Prep All-Star... In wrestling, Whitefish Bay champ, Racine Case champ, conference champ... Team's Most Improved, team MVP, team's most takedowns, wins and pins... In track, placed first in the conference and third in state in the discus, second in sectionals in the shot put. **Personal:** Son of Bernadette Morgan... Majoring in Art... Enjoys singing, drawing and shopping.

YEAR	G	UT	AT	TT	SKS	TFL	FF	FRec	INT	PD
1999	3	0	1	1	0	0	0	0	0	2
2000	10	13	7	20	2	4	0	0	0	0
2001	14	43	42	85	4	3	1	3	1	1



JAMES MOYER #95

Defensive Tackle
6-2, 277, Sr.
Waupaca, WI (Waupaca/Ellsworth)

Listed behind Robert Hamre at right tackle heading into the fall. **2001:** Played in five games, recording one assisted tackle against Illinois State. **At Ellsworth:** All-region as a freshman and all-Academic as a sophomore. **High School:** Second team all-conference defensive end as a junior, first

team as a senior... Also played offensive guard... Team went 9-1 in 1999, claiming the conference championship... Coached by John Kronkowitz... Also recruited by Southwest Missouri State and Iowa State. **Personal:** Born in Wausau, WI... Son of Joe and Sue Moyer... Sister Becky runs track at Wisconsin-Oshkosh... Majoring in Business... Enjoys hunting and fishing... Chose UNI because of the facilities and nearness to home.



JUSTIN OVERMAN #42

Linebacker
6-5, 231, Fr.-RS
Rock Rapids, IA (Central Lyon)

Fighting for playing time at middle linebacker coming out of spring drills. **2001:** Redshirted. **High School:** Two-time all-state, including first team Des Moines Register and

Iowa Newspaper Association (INA) in 2000... Two-time all-district first team, two-time all-Northwest Iowa first team... Academic all-state, team captain, Shrine Bowl selection... Career 1,198 yards and 16 TDs rushing, career 1,174 yards passing with nine TDs, career 139 tackles, eight interceptions, career average 45 yards punting... Played quarterback, safety and also punted and kicked... Team was 17-6 in two years, district champ two straight years and state runner-up in 1999... Basketball all-conference, all-Northwest Iowa, honorable mention all-state, team captain... Member of the state champion 4 x 400M and state qualifier in High Jump and 4 x 200M... Earned three letters each in basketball, four in track and two each in football and baseball... National Honor Society, Academic Excellence Award, member of band, Mock Trial, Quiz Bowl and a D.A.R.E. Role Model... Coached by Toby Lorenzen... Also recruited by Iowa State, Iowa, Nebraska and Northwestern. **Personal:** Son of Marlin and Shell Overman... Majoring in Business Management... Recruited as a tight end... Chose UNI because of its winning tradition, coaching staff, facilities and academic programs... Has served as a recreation director for a church youth group... Enjoys golfing, snow skiing and water sports.



RYAN OZBUN** #77

Center
6-3, 280, Sr.
Overland Park, KS (Blue Valley Northwest)

Expected to retain his starting role at center. **2001:** Started all 14 games at center... Graded out at least a winning percentage (80) against second-ranked Youngstown State (80), Southwest Missouri State (81), Southern Illinois (81), Illinois State (81), against sixth-ranked Western Kentucky (81), and

versus Cal Poly among regular-season games. **2000:** Played behind Ben Deike at strong tackle. **1999:** Played behind Chad Setterstrom at strong tackle... Saw very little action due to injury. **In 1998:** Redshirted. **High School:** Earned three letters each in football and track... First team all-EKL... All-Johnson County... Kansas City Star all-Metro... Sports Connection Magazine All-Metro... Class 6A all-stater, All-Sun Country, Shrine Bowl selection... Team captain... Set the school record for the squat with 515 pounds... Member of Young Life, FCA, Habitat for Humanity and City Union Mission. **Personal:** Son of Gene and Shannon Ozbun... Majoring in Education.



TOM PETRIE* #13

***ALL-STAR CANDIDATE**
Quarterback
6-3, 211, So.
Plymouth, MN (Wayzata)

In a tight battle for the starting position with Griff Jurgens... Both have been considered the 11th best quarterbacks in 1-AA by Tony Moss, Executive Director of 1-AA

Football for The Sports Network. **2001:** Became the first freshman to start at quarterback dating back to at least 1949 and led the Panthers to a 6-2 record before ceding the starting role to Griff Jurgens due to shoulder injuries sustained in the eighth game at Illinois State... Played in 10 games total... Completed 107-of-209 passes with 12 interceptions for 1,330 yards and seven TDs... Best game 214 yards passing on 12-of-25 completions in the season opener... Team season-high 32 attempts against Illinois State, when he threw two TDs... Team's third-leading rusher with 84 carries for 121 yards and two TDs... High game nine carries for 31 yards against Iowa State... Was a finalist for Freshman of the Year by Dopke.com at the 1-AA level and named Gateway Conference Freshman of the Year and to the league's All-Newcomer Team... Ranked fourth in the league in passing average, sixth in the league and 74th in 1-AA in pass efficiency, and fifth in the league and 93rd in the nation in total offense... Named the team's offensive player of the week for the Wayne State game. **2000:** Redshirted. **High School:** Lettered in football and basketball twice and track and

MEET THE PANTHERS

NCAA 1-AA PLAYOFFS • 85 87 90 91 92 93 94 95 96

field three times... Senior year, passed for 1,500 yards and 18 TDs...Rushed for over 1,000 yards and eight TDs...Captain of the football and basketball teams...All-conference, all-Metro, Academic All-State team. **Personal:** Son of Bob and Jane Petrie...Biology major with pre-med intentions...Enjoys football, basketball, track and music.

PASSING	G	ATT	COMP	PCT.	YDS	INT	TDs	LONG	HIGH GAME
2001	10	209	107	.512	1,330	7	12	66	214
RUSHING	G	ATT	YARDS	AVG.	TDs	LONG	HIGH GAME		
201	10	84	232	2.8	2	17	56		



RICHARD POPE #76

Offensive Guard
6-6, 319, So.
Evanston, IL (Evanston/Kansas)

Battling for playing time at offensive guard coming out of spring drills after transferring from the University of Kansas in the spring. **At Kansas:** Saw limited playing time in 2001...Redshirted in 2000...Gained more than 25 pounds since enrolling and recorded a 500-pound squat and a 345-

pound bench press. **High School:** Regarded by some recruiting services as the top offensive line prospect in Illinois...Rated as one of the top 100 offensive linemen in the country by Rivals100.com...A Super Prep Magazine pre-season all-America pick...All-conference and named one of the top 20 players in the state...Ranked as the 12th best player in Illinois by the Chicago Tribune...Slowed with torn ankle ligaments his senior year resulting in only five games played...Played both offensive and defensive tackle...Credited with 30 tackles, four sacks and three tackles for loss...Named all-Midwest Region by Super Prep Magazine...Earned nine letters in football, track and basketball...Played for a conference championship team and one ranked third nationally by USA Today as a sophomore...Coached by John Riehle. **Personal:** Born in Chicago, IL...Majoring in General Studies...Son of Richard and Jackie Pope...Cousin to former Miami Dolphins wide receiver Mark Clayton.



LEE REYNOLDS #82

Tight End
6-3, 247, So.
St. Charles, IL (St. Charles)

Fighting for playing time behind Ryan Walter and Brian Cutright at tight end heading into the fall. **2001:** Redshirted. **2000:** Played in three games with no catches. **High School:** Earned three letters in football and one in basketball...Caught 30 passes for 301 yards and three

TDs...Team's leading receiver...Had a 90 percent blocking rating...All-state academic, all-Area, all-conference, all-conference academic. **Personal:**

Son of Sam and Eula Reynolds...Majoring in Business with an Economics emphasis...Enjoys wakeboarding, boating and basketball.



BRAD RICHTSMEIER* #22

Wide Receiver
5-8, 152, Sr.
Cedar Falls, Iowa (Cedar Falls)

Listed behind Marlus Mays at the Z position coming out of spring drills. **2001:** Missed most of spring drills with a lower back injury...Played in nine games, not catching a

pass...Recorded one solo tackle on special teams...Honorable mention academic all-conference. **2000:** Played in seven games...Had one reception for five yards...Earned conference honors as a member of the all-Academic Team. **1999:** Played in three games...Caught three passes for 19 yards, long of 15, all against Central Washington...Called into action because of injuries to other players, otherwise might have redshirted...Returned one punt for no yards. **High School:** Three-year starter...First team all-state DB...Caught 32 passes for 615 yards, scoring 44 points...3.8 GPA...Earned three letters in football and track...All-conference, all-Metro in football...In track, four-time state qualifier...Held the school record in the 200-meters...Was a member of the 4x100 and 4x200 relays. **Personal:**

Son of Fred and Janie Richtsmeier...Majoring in Bio-Medical...Enjoys reading, going to movies, listening to music, cars and water sports.

RECEIVING	G	NO	YARDS	AVG.	TDs	LONG	HIGH GAME
1999	3	3	19	6.3	0	15	19
2000	7	1	5	5.0	0	5	5
2001	9	0	0	0.0	0	0	0
PUNT RETURNS	G	NO	YARDS	AVG.	TDs	LONG	
1999	3	1	0	0.0	0	0	




BEN SANDERSON* #25

Wide Receiver
5-9, 174, Sr.
Cedar Rapids, Iowa (Prairie/Ellsworth JC)

Listed as the starter at the H-back position coming out of spring drills and could be the primary punt returner. **2001:** Played in all 14 games...Caught four passes for 113 yards with a long of 57...Season-high 110 yards on two catches against 16th-ranked Maine in the 1-AA playoffs...Also

returned 10 punts for a 11.5 average, second-best on the team with a long of 45, and nine kickoffs for a 33.2 average, scoring once, with a long of 87...Named the Gateway's Special Teams Player of the Week, the squad's Special Teams Player of the Week and Don Hansen's National Weekly Football Gazette Tri-National Special Teams Player of the Week following the Cal Poly game when he returned two punts for 55 yards and two kicks for 119 yards, scoring on that 87-yard return on the opening kickoff. **At Ellsworth:** Named first team all-conference both years...Earned honorable mention all-American honors...Set receiving yardage school record. **High School:** Earned two letters in football and track and one in baseball...Elite first team all-state Des Moines Register, first team all-state INA, first team all-conference at tailback and defensive back for two years...Team MVP...Runner-up state long jump. **Personal:** Son of Paul and Mary Sanderson...Majoring in Secondary Education...Enjoys outdoor activities and boating.

RECEIVING	G	NO	YARDS	AVG.	TDs	LONG	HIGH GAME
2001	14	4	113	28.3	0	57	110
PUNT RETURNS	G	NO	YARDS	AVG.	TDs	LONG	
2001	14	10	115	11.5	0	45	
KICKOFF RETURNS	G	NO.	YARDS	AVG.	TDs	LONG	
2001	14	9	299	33.2	1	87	



JUSTIN SANDY** #32

Strong Safety
6-0, 206, Jr.
Sioux City, Iowa (East)

Expected to start at strong safety heading into fall drills. **2001:** Moved over from offense to defense...Played in 13 games, catching two passes for 17 yards with a long of nine

MEET THE PANTHERS

CAA-1-AA PLAYOFFS • 85 87 90 91 92 93 94 95 96 0

and season-high one catch for nine yards at Iowa State... Also returned one kickoff for zero yards... Recorded 11 solo and six assisted tackles with one forced fumble and one deflection playing behind Chris Stimmel at free safety... Season-high five tackles against no. 1-ranked Montana in the 1-AA semifinals. **2000:** Played in 10 games, catching three passes for 29 yards with a long catch of 16 yards. **High School:** Lettered in football, basketball, soccer and track... Caught 58 passes for 957 yards and 28 TDs... Named to the Elite all-state team... Team captain... 4A all-state honors. **Personal:**

Son of Jay and Shelly Sandy... Prospective major in Management... Enjoys sports and music.

RECEIVING	G	NO	YARDS	AVG.	TDs	LONG	HIGH GAME
2000	10	3	29	9.7	0	16	16
2001	13	2	17	8.5	0	9	9

DEFENSE	G	UT	AT	TT	SKS	TFL	FF	FRec	INT	PD
2001	13	11	6	17	0	0	1	0	0	1



JOHN SCHABILION #66

Center
6-3, 284, Fr.-RS
Bettendorf, IA (Bettendorf)

Battling for playing time at center behind Ryan Ozbun and Matt Trump coming out of spring drills. **2001:** Redshirted. **High School:** Two-year letter winner in football, two-time second team all-conference (Mississippi Athletic), senior co-captain, second team all-Metro, honorable mention all-

state, National Football Foundation & College Football Hall of Fame Scholar-Athlete, Academic All-State, Navy Scholastic National Second Team, Navy Scholastic District Team... Three-year letter winner in track, discus conference champ, throwing 155 feet as a junior... Three-year Academic Letter winner, member of National Honor Society... Team was 21-4 his last two years, 1999 state semi-finalist and state runner-up in 2000... Coached by Randy Scott. **Personal:** Born in Davenport, IA... Son of David and Charleen Schabilion... Majoring in Computer Science.



CHAD SETTERSTROM *** #51

***ALL-STAR CANDIDATE**
Offensive Lineman
6-3, 303, Sr.
Northfield, MN (Northfield)

Expected to retain his starting role at right tackle. **2001:** Started all 12 games at right tackle... Graded out at least a winning percentage (80) in nine of the 11 regular-season games - 80 against Iowa State, 93 percent against Ball

State when he had one plus play and gave up zero sacks; 92 against second-ranked Youngstown State with one pancake block and gave up no sacks in 69 snaps, 87 percent against Southwest Missouri State, 94 percent against Southern Illinois, 88 versus Illinois State, 94 against Indiana State, 97 percent against sixth-ranked Western Kentucky, and versus Cal Poly... Named the league's Offensive Player of the Week after the YSU game and the team's offensive player of the game after the Ball State win... Selected first team all-conference and third team all-American by The Sports Network and Don Hansen's National Weekly Football Gazette. **2000:** Honored as the GFC Offensive Lineman of the Week following the Boise State game... Named second team all-conference. **1999:** Started at strong tackle... Named to the league's All-Newcomer Team. **1998:** Redshirted. **High School:** Earned a total of 10 letters... All-state, all-Metro, all-conference as a senior... Second team all-state and all-Metro and all-conference as a junior... All-conference in baseball and three-time all-conference wrestler... Community National Bank Junior Board of Directors. **Personal:** Son of Keith and Gail Setterstrom... Majoring in Biology... Enjoys fishing and camping... Nicknamed "Setty".



TYLER SHANNON #49

Free Safety
6-1, 202, Fr.-RS
Ottumwa, IA (Ottumwa)

Battling for playing time at free safety behind Justin Jansen and Tyler Johnson coming out of spring drills. **2001:** Redshirted. **High School:** Three-year starter, 2000 Prep Star All-Region, first team all-conference (Central Iowa Metro), 2000 CIML Elite All-Conference, 2000 Iowa

Newspaper Association (INA) Honorable Mention All-State, team MVP, team captain... Rushed for 1,212 yards and 16 TDs as a senior, passed for 729 yards and six TDs... Career 2,303 rushing yards, 38 TDs, 2,122 passing yards, 20 TDs, total offense 4,425 yards... Team was 19-9 overall in three years, capturing the conference title in 2000... Member of Torch Club, Honor Roll, Who's Who Among High School Students, Presidents Club... Also recruited by Iowa and Iowa State... Coached by Tom Kopatich. **Personal:** Born in Keokuk, IA... Son of Terry and Sue Shannon... Majoring in Education... Participated in Youth Ministry and Ottumwa Youth Football and Basketball Leagues... Chose UNI because of the education and coaching staff... Enjoys lifting weights and fishing.



KEVIN STENSRUD #92

Defensive Tackle
6-1, 270, So.
Lake Mills, IA (Lake Mills Community)

Came out of spring drills as the third defensive tackle behind Zach Stien and Terrell Morgan... Spent the spring recovering from knee surgery. **2001:** Played in only the season opener before injuring a knee and undergoing surgery in

December... Recorded no tackles. **High School:** Second team all-district in 1999, two-time first team all-district, 2001 district MVP, two-time Iowa Newspaper Association (INA) first team all-state, two-time second team all-state Des Moines Register... Second team basketball all-conference... Member 4 x 100 relay team and threw the shot at the state track meet... 275 career tackles at defensive tackle, middle linebacker and offensive guard... Team was 17-11 three years... National Honor Society, Honor Roll, Peer Mentor, Student Council... Also recruited by Iowa State, Bowling Green and Kansas... Coached by Bill Byrnes. **Personal:** Born in Houston, TX... Son of Mike and Laura Stensrud... Father played in the NFL and brother, Andy, played for Iowa State... Majoring in Finance... Chose UNI because he liked the atmosphere, the facilities and the coaches... Has spent summers as equipment manager for the Green Bay Packers... Enjoys playing golf and reading.



ZACH STIEN ** #96

Defensive Tackle
6-4, 283, Sr.
Atkins, Iowa (Benton Community)

Listed as a probable starter at left tackle heading into the fall. **2001:** Slowed by a shoulder injury in the spring, then played in only the last three games of the year in the 1-AA playoffs on a limited basis after missing the first part of the

season with a severe high ankle sprain... Recorded two solo and one assisted tackles, all against no. 1-ranked Montana in the 1-AA semifinalists. **2000:** Started 10-of-10 games at tackle... Tallied 13 solo and 15 assisted tackles with two sacks for nine yards... Recorded one block... Season-high five tackles at Southern Illinois. **1999:** Started six-of-10 games played... Registered four solo and 13 assisted tackles... Season-

MEET THE PANTHERS

NCAA 1-AA PLAYOFFS • 85 87 90 91 92 93 94 95 96

high four tackles against Central Washington. **1998:** Redshirted. **High School:** Earned four letters in basketball and two in football... Shrine Bowl selection... Team was district champions in 1997... Junior year, honorable mention all-state, all-district... Two-time basketball MVP... Team captain... Recorded 48 tackles, 12 for loss, and nine sacks as a senior. **Personal:** Son of Linda Roger... Majoring in Industrial Technology... Enjoys weight lifting, hunting and fishing.

YEAR	G	UT	AT	TT	SKS	TFL	FF	FRec	INT	PD
1999	10	4	13	17	0	0	0	0	0	0
2000	10	13	15	28	2	0	0	0	0	0
2001	1	2	1	3	0	0	0	0	0	0



MATT TRUMP

#73

Center
6-2, 291, Jr.
Mason City, Iowa (Mason City)

Listed behind Ryan Ozbun at center heading into the fall. **2001:** Played behind Ryan Ozbun at center, seeing limited action... Recorded at least a winning percentage of 80 percent in the last regular-season game against Cal Poly... Earned honorable mention Gateway Academic All-

Conference honors. **2000:** Saw limited action. **High School:** Three-year letter winner in football and swimming, two-year letter winner in track... Second team all-conference tackle in 1998... Did not play senior year due to an arm injury... Two-year state swim meet alternate... Academic all-conference... National Honor Society. **Personal:** Son of Barry and Ann Trump... Majoring in Biology... Father played football at Hofstra.



GORDON SZYMANSKI* #33

Linebacker
6-3, 225, Jr.
Downers Grove, IL (North)

Earned a backup role behind Titus Ivory at the WILL position coming out of spring drills. **2001:** Did not see any action. **2000:** Played in six games, assisting on one tackle and recovering one fumble. **1999:** Played in only five games, recording no tackles. **High School:** Lettered in football

and basketball... All-area Daily Herald twice... All-state coaches team... All-conference two years... All-academic senior year... Ken Holand Award winner. **Personal:** Son of Walter and Wendy Szymanski... Majoring in Business... Enjoys playing golf.

YEAR	G	UT	AT	TT	SKS	TFL	FF	FRec	INT	PD
1999	5	0	0	0	0	0	0	0	0	0
2000	6	0	1	1	0	0	0	1	0	0



RYAN WALTER**

#34

Tight End
6-4, 243, Sr.
Charles City, Iowa (Charles City)

Expected to start at tight end heading into fall drills. **2001:** Started three-of-14 games... Caught five passes for 42 yards with a long of 16 against Cal Poly, a season-best. **2000:** Played in all 11 games... Four receptions for 34 yards, with a long reception of 18 yards... Three solo and one assisted

tackle on special teams. **1999:** Played in three games, catching two passes for 11 yards with a long of nine against Central Washington. **1998:** Redshirted. **High School:** Earned four letters in track and two each in football and basketball... Basketball co-captain and first team all-conference... Football co-captain and two-time all-district tight end... Grid Iron Great All-Star... Held the school record for single-game receptions... Team was back-to-back district champion... Shrine Bowl participant... Listed among Who's Who Among American Students. **Personal:** Son of Michael and Carol Walter... Majoring in Leisure Services.

YEAR	G	NO	YARDS	AVG.	TDs	LONG	HIGH GAME
1999	3	2	11	5.5	0	9	11
2000	11	4	34	8.5	0	18	31
2001	14	5	42	8.4	0	16	16



CASEY TIERNEY** #36

***ALL-STAR CANDIDATE**
6-4, 238, Jr.
Alta Vista, Iowa (New Hampton)

Expected to retain a starting role, moving from outside to inside linebacker... League's ninth-leading active career leader in tackles. **2001:** Started all 14 games... Team's second-leading tackler with 78 solo and 49 assisted with one sack, seven tackles for loss, one forced fumble, a team-high

three fumble recoveries, and two deflections... Season-high 16 tackles at Iowa State... Named the Gateway Defensive Player of the Week following the Western Kentucky game when he recorded seven solo and three assisted tackles with one tackle for loss and one fumble recovery... Named the team's defensive player of the week after the Wayne State game when he had eight solo and three assisted tackles with one tackle for loss and one deflection. **2000:** Played in 10 games, recording 11 solo and eight assisted tackles... Recovered one fumble. **1999:** Redshirted. **High School:** Earned four letters in track and three in baseball and two each in football and basketball... Rushed for 2,000 yards and had 200 tackle points in two years of football... Sophomore year, first team all-conference and all-district in baseball... As a junior, first team all-district and second team all-state RB, second team all-conference in basketball and state track qualifier... Senior year, first team all-district and all-state linebacker... Shrine Bowl selection.

Personal: Son of Ronald and Sandra Tierney... Majoring in Finance.

YEAR	G	UT	AT	TT	SKS	TFL	FF	FRec	INT	PD
2000	10	11	8	19	0	0	0	1	0	0
2001	14	78	49	127	1	7	1	3	0	2



DOUG WILKINSON

#60

Offensive Guard
6-5, 320, So.
Solon, IA (Solon)

Listed as the backup to Kris Jongejeugd at left guard coming out of spring drills. **2001:** Saw little action. **High School:** Earned three letters each in football, basketball and golf... Honorable mention all-state his junior year and second team all-state as a senior... All-conference second team

junior and senior year in golf. **Personal:** Son of Dennis and Diane Wilkinson... Majoring in English Education... Enjoys playing video games and watching movies... Nicknamed "Big Daddy".



NATE WIRTH

#46

Defensive Tackle
6-2, 268, Jr.
Cherokee, IA (Washington)

Fighting for playing time at tackle heading into the fall, currently listed behind Robert Hamre and Jamie Moyer at right tackle. **2001:** Saw little action. **2000:** Attended Drake University from January through May...Previously attended Iowa Central Community College...Academic all-American

in 2000 at ICCC and team captain. **High School:** Honorable mention all-state line-backer...Three-time letter winner, team captain...Also lettered in baseball and wrestling...Recorded 119 tackles, including 75 solos, his senior year...Coached by Bill Messerole. **Personal:** Born in Sioux City, IA...Son of Joel Wirth and Dianne Mulford...Majoring in Construction Management...Aids in Special Olympics...Enjoys hunting and fishing.




WALTER WRIGHT

#34

Cornerback
6-0, 180, Fr.-RS
Louisville, KY (DuPont Manual)

Battling for playing time heading into fall drills. **2001:** Redshirted. **High School:** Four-year football letterman, two-year in track...Defensive Back Award at Michigan Camp, three-time high school MVP...Recorded 120 tackles,

four interceptions, three fumble recoveries...Presidential Scholar...Also recruited by Ball State, Central Michigan, Northeastern, Cincinnati and Miami (OH)...Received the United States National Football Award...Who's Who Among American High School Students, United States Achievement Academy and National Leadership and Service Award...Coached by Jerry Mayes. **Personal:** Born in Louisville, KY...Son of Ernest and Veronica Wright...Majoring in Business Management...Louisville Youth Alliance and has aided at homeless shelters...Chose UNI because of its high academic standards and the coaching staff.



2002 PANTHER SIGNIES

NCAA 1-AA PLAYOFFS • 85 • 87 • 90 • 91 • 92 • 93 • 94 • 95 • 96

Jimmie Brown, DB, 6-2, 185, Jr., St. Louis, MO (Riverview Gardens/Highland (KS) CC)
Played on the 1999 Riverview Gardens state championship team...His freshman year at Highland, returned one punt for 27 yards and was the team's fifth-leading tackler with 40 total stops, including 30 solos...Also had three passes broken up and three quarterback hurries...Captain his sophomore year, leading the secondary in the Kansas Jayhawk Conference...Recorded four interceptions, 36 solo and four assisted tackles and one tackle for loss...Brings size, speed and a physical style of play...Runs a 4.55...Plans on majoring in Business.

Curtis Cooper, DB, 5-10, 175, Fr., Blue Springs, MO (Blue Springs)
Led his team to a 13-0 record and state championship his senior year...Team captain, all-conference, all-state pick...Also specialized in hurdles and was a contender for the state title...Clocked a 14.0 in the 110M hurdles as a junior...Plans on majoring in Business.

Nick Davis, DB, 6-0, 190, Fr., Eldon, IA (Cardinal of Eldon)
Two-time first team all-conference, second team all-state...Placed fifth in the 200 and eighth in the 100 at the state track meet as a junior.

Ross Hannam, LB, 6-4, 200, Fr., St. Ansgar, IA (St. Ansgar)
All-state, two-time all-district...Earned 16 letters total in baseball, basketball, football and track...Two-time all-conference in basketball, all-conference in baseball and a state track placewinner...Brother of Ryan Hannam, an all-conference tight end for the Panthers who just finished his eligibility in 2001...Son of Paul and Lowana Hannam...Born Oct. 21, 1983...Plans on majoring in Business.

Jonathan Harrell, LB, 6-2, 266, Jr., Montgomery, AL (Robert E. Lee/Ellsworth JC)
Two-time ICCAC all-region linebacker at Ellsworth...Two-year starter...Played in the Pepsi Cola Bowl...Pre-season all-American in junior college...Recruited by Auburn, Southern Miss and Alabama-Birmingham coming out of high school...Prep all-conference and all-Metro selection...Enrolled spring semester.

Alphonso Key, DB, 6-2, 180, Fr., Lawton, OK (Eisenhower)
Team captain, all-Area, all-district honoree...Also recruited by Baylor and North Texas in football and Oklahoma in track...Defending state champion in the Class 5A 200 meters and has clocked a 21.5...Plans on majoring in Engineering or Architecture.

Merquiche Lewis, RB, 6-1, 185, Fr., Burlington, IA (Burlington)
First team all-conference...Second team all-state by *The Des Moines Register* and Iowa Newspaper Assoc...Hawkeyeland Player of the Year...Averaged over 10 yards per carry his senior year...Honor Roll student.

Joe Lobdell, DE, 6-6, 250, Fr., Winslow, IL (Lena-Winslow)
Two-sport athlete in football and basketball...Honorable mention all-conference in the offensive and defensive line as a sophomore...Second team all-conference as a junior, first team all-conference, all-Area and honorable mention all-state as a senior...Plans on majoring in History or Criminal Justice.

Ryan Manahl, WR/DB, 6-0, 183, Fr., Hudson, IA (Hudson)
First team all-state defensive back...Runs a 4.6...Projected to play defensive back at UNI.

Ryan Musick, TE, 6-4, 250, Fr., Belleville, IL (East)
Three-year starter in football...Team's Most Valuable Lineman his senior year, first team all-conference, first team all-City, honorable mention all-Metro all-state...Also competed in track...Plans on majoring in Athletic Training.

Kyle Newlin, OL, 6-6, 250, Fr., Armstrong, IA (Armstrong-Ringsted)
Two-time first team all-district, all-Area *Fairmont Sentinel*, two-time all-Area *Estherville Daily News*, All-Northwest Iowa *Sioux City Journal*, second team all-state *Des Moines Register*, all-region by *Grid Iron Greats Magazine*...Earned four letters in football, three in basketball, two in track...Born July 9, 1983...Son of Jeff and Marla Newlin...Plans on majoring in Business.

Nick Pauly, DL, 6-4, 250, Fr., Cedar Rapids, IA (Xavier)
First team all-state by Iowa Newspaper Assoc., second team all-state *Des Moines Register*...Two-year starter, first team all-conference, first team *Cedar Rapids Gazette* All-Metro...Shrine Bowl selection, listed among ESPN Insider Tom Lemming's Top 100 Defensive Line prospects in the Midwest.

Jarvis Phillips, DB, 6-2, 195, Fr., East Palatka, FL (Crescent City/Iowa Central CC)
Runs a 4.4 in the 40...Called Iowa Central's field general by Coach Kevin Twait...Two-time first team all-region free safety, 2001 region Most Valuable Defensive Player and first team NJCAA all-American...Two-time team Defensive MVP and team captain two years...In 2001, recorded

59 solo and 44 assisted tackles, nine passes broken up, two interceptions and three blocked kicks...In 2000, had 51 solo and 33 assisted tackles, seven passes broken up, three interceptions and four blocked kicks...Born June 9, 1981...Son of Melody Phillips.

Richard Pope, OL, 6-4, 315, So., Evanston, IL (Evanston/Kansas)
Considered one of the best linemen in the Chicago area as a prep...Enrolled in the spring after transferring from Karpas, where he saw limited playing time in 2001 and redshirted in 2000...Gained more than 25 pounds since enrolling at KU and recorded a 500-pound squat and a 345-pound bench press with the Wildcats...Rated as one of the top 100 offensive linemen in the country by Rivals100.com...A *Super Prep Magazine* pre-season all-America pick...All-conference and named one of the top 20 players in the state...Ranked as the 12th best player in Illinois by the *Chicago Tribune*...Slowed with torn ankle ligaments his senior year resulting in only five games played...Played both offensive and defensive tackle...Credited with 30 tackles, four sacks and three tackles for loss...Named All-Midwest Region by *Super Prep*...Earned nine letters in football, track and basketball...Played for a conference championship team and one ranked third nationally by USA Today as a sophomore...Son of Richard and Jackie Pope...Majoring in General Studies...Cousin to former Miami Dolphins wide receiver Mark Clayton.

Tyler Rawlins, OL, 6-4, 275, Fr., Newton, IA (Newton)
Second team all-state, first team all-conference...Described as the strongest player ever coached by Coach John Jenkins...Bench presses 405 pounds...Born Sept. 3, 1983...Son of Rick and Sharon Jasper...Plans on majoring in Finance.

Joe Ryan, QB, 6-4, 210, Fr., Davenport, IA (Assumption)
First team all-conference...Team played in the playoffs two years...Also pitches for the baseball team.

Clifton Slaughter, OL, 6-4, 285, Fr., Des Moines, IA (Roosevelt)
Two-year starter...Considered to be one of the best linemen by Roosevelt Head Coach Tom Gruening in his 10 years.


Justin Surrency, WR, 6-0, 170, Fr., St. Paul, MN (Concordia Academy)
Earned four letters each in football and track and three in basketball...Runs a 4.5...As a senior in eight games, caught 54 passes for 1,041 yards and 14 TDs and intercepted seven passes from the cornerback spot...Named all-conference, Tri-Valey Conference Player of the Year, All-Metro by the *Minneapolis Star Tribune*, first team all-state wide receiver by *The Associated Press* and second team all-state defensive back by *The St. Paul Pioneer Press*...As a junior, led the state with 60 catches for 1,032 yards, second-high in the state; and 15 receiving TDs and one rushing TD, leading the state; to go along with eight interceptions and two fumble recoveries...Named all-conference, all-Metro, second team all-state by AP in football; honorable mention all-conference in basketball and was all-state in the 4x100, 200 and 400 while being named Tri-Valley's MVP and Runner of the Year...Also was all-conference in football and all-state in the 400 as a sophomore and a member of the state champion 4x100 team as a freshman...Named to 2000 and 2001 *Who's Who Among American's High School Students*, was a three-time recipient of Minnesota's High School League Academic Honors list, and was nominated and selected to participate in the 2001 National Student Leadership Conference in Washington, D.C...Holds a cumulative 3.5 GPA...Plans on majoring in Communications or Computer Science...Born Jan. 9, 1984...Son of John and Monica Surrency.

Matt Tharp, WR/DB, 6-1, 187, Fr., Webster City, IA (Webster City)
Earned three letters each in track and football and two in baseball and basketball...First team all-state by the *Iowa Newspaper Assoc.* and the *Des Moines Register*, three-time all-district...Two-time all-conference in baseball, all-district and honorable mention all-state by the *INA*...All-conference in basketball, all-state in track, placing second in the 100 and 200 and fourth in the 400 at the state meet...Plans on majoring in Education...Born Nov. 23, 1983...Son of Brad and Julie Tharp.

Andrew Williams, LB, 6-3, 210, Fr., Kirkwood, MO (Kirkwood)
Two-year varsity letterwinner...As a junior, all-conference, St. Louis All-Metro second team, honorable mention all-state...Pre-season all-American and all-stater heading into his senior year, but sustained a season-ending knee injury at a pre-season camp...Also participated in basketball and track...Plans on majoring in Computer Science.

Grant Zielinski, QB, 6-2, 190, Fr., Franklin, WI (Franklin)
As a sophomore, team's MVP...As a junior, honorable mention all-conference wide receiver...As a senior, threw for 1,700 yards and 17 TDs, leading team to 6-5 record, school's first winning mark in several seasons...Two-year captain...As a senior, team's MVP, CNI All-Suburban QB, given the Black Lion Award, first team all-conference defensive back and quarterback...Also played baseball and basketball...Plans on majoring in Business Finance.

The Opponents



2002 OPPONENTS

NCAA 1-AA PLAYOFFS • 85 87 90 91 92 93 94 95 96

WAYNE STATE (MI)

August 29 – at UNI

Location: Detroit, MI 48202
Founded: 1868
Enrollment: 31,040
Nickname: Warriors
Conference: Great Lakes Intercollegiate (NCAA II)
Colors: Green and Gold
Stadium: WSU Stadium (6,000/Natural)
President: Dr. Irvin D. Reid
Athletics Director: Rob Fournier
Football SID: Jeff Weiss
Web Site: www.wsuathletics.edu
Head Coach: Steve Kazor (Westminster of Utah, 1972)
Record at School: 7-13/Two years
Overall Record: 32-30/Six years
Assistant Coaches: Jim Flasck (Defensive Tackles), Sean Gilliam (Running Backs), Chris Laidlaw (Wide Receivers/Recruiting Coordinator), Rick Marsack (Tight Ends), Rod Plummer (Linebackers), Bob Schroeder (Offensive Line), Maury Waugh (Defensive Coordinator)
Basic Offense: One-Back
Basic Defense: 4-3
2001 Record: 3-7, 3-6 (T7th)
Lettermen Returning/Lost: 33/17
Off. Starters Returning: 6
Def. Starters Returning: 7
Series Record: Northern Iowa leads 1-0
Last Meeting: 2001 – UNI 34, WSU 14



STEVE KAZOR



OKLAHOMA STATE

September 7 – at Oklahoma State

Location: Stillwater, OK 74078
Founded: 1890
Enrollment: 21,130
Nickname: Cowboys
Conference: Big 12 (NCAA 1-A)
Colors: Orange and Black
Stadium: Lewis Field (48,500/Artificial)
President: Dr. James Halligan
Athletics Director: Terry Don Phillips
Football SID: Steve Buzzard
Web Site: www.okstate.com
Head Coach: Les Miles (Michigan, 1976)
Record at School: 4-7 /One year
Overall Record: 4-7/One year
Assistant Coaches: Bill Clay (Defensive Coordinator), Mike Gundy (Offensive Coordinator), Joe DeForest (Special Teams Coordinator/Cornerbacks), Karl Dunbar (Defensive Line), Chuck Moller (Offensive Line), Doug Mallory (Secondary), Josh Henson (Tight Ends), Larry Porter (Running Backs), Todd Monken (Wide Receivers)
Basic Offense: Pro
Basic Defense: 4-3
2001 Record: 4-7, 2-6 (5th/South)
Lettermen Returning/Lost: 37/23
Off. Starters Returning: 10
Def. Starters Returning: 8
Series Record: Oklahoma State leads 1-0
Last Meeting: 1990 – OSU 33, UNI 23



LES MILES



2002 SCHEDULE

Aug. 29	at Northern Iowa
Sept. 14	at Findlay
Sept. 21	Grand Valley
Sept. 28	at Ferris State
Oct. 5	Ashland
Oct. 12	at Hillsdale
Oct. 19	at Michigan Tech
Oct. 26	Northern Michigan
Nov. 2	at Northwood
Nov. 9	Mercyhurst
Nov. 16	Saginaw Valley

2001 RESULTS – 3-7

at Northern Iowa	14-34 L
at Ashland	19-16 W
Ferris State	14-38 L
at Findlay	43-44 L
at Northern Michigan	44-41 W
Hillsdale	19-17 W
at Saginaw Valley	12-45 L
Indianapolis	14-38 L
at Grand Valley	12-77 L
Northwood	26-39 L

2002 SCHEDULE

Aug. 31	at Louisiana Tech
Sept. 7	Northern Iowa
Sept. 14	UCLA
Sept. 21	SMU
Oct. 5	at Texas
Oct. 12	at Kansas State
Oct. 19	Nebraska
Nov. 2	Texas A&M
Nov. 9	at Texas Tech
Nov. 16	at Kansas
Nov. 23	Baylor
Nov. 30	Oklahoma

2001 RESULTS – 4-7

at Southern Mississippi	9-17 L
Louisiana Tech	30-23 W
at Texas A&M	7-21 L
Northwestern State (LA)	24-0 W
Missouri	38-41 L
Texas	17-45 L
at Iowa State	14-28 L
Colorado	19-22 L
Texas Tech	30-49 L
at Baylor	38-22 W
at Oklahoma	16-13 W

IMPORTANT NUMBERS – AREA CODE 313

Athletic Office: 577-4280 **SID Home:** 419-885-6109
Ticket Office: 993-4347 **Fax Phone:** 577-5997
Football Office: 577-4288 **Press Box Phone:** 577-4254
SID Office: 577-7542

IMPORTANT NUMBERS – AREA CODE 405

Athletic Office: 744-7050 **SID Home:** 377-8533
Ticket Office: 744-5745 **Fax Phone:** 744-7754
Football Office: 744-5737 **Press Box Phone:** 744-
SID Office: 744-7714

RETURNING STATISTICAL LEADERS

RUSHING	POS.	CL.	GP	RUSHES	YARDS	TD	
Nate Collins	RB	Sr.	7	58	241	0	
PASSING	POS.	CL.	GP	ATT/COMP	INT	YARDS	TD
Dan Gray	QB	Sr.	8	278/121	12	1,735	13
RECEIVING	POS.	CL.	GP	RECPT.	YARDS	TD	
Nate Collins	RB	Sr.	7	23	147	0	
DEFENSE	POS.	CL.	GP	ST-AT-TT	INT	SACKS	
Derrick Thomas	DB	Sr.	9	41-37-78	1	1	

RETURNING STATISTICAL LEADERS

RUSHING	POS.	CL.	GP	RUSHES	YARDS	TD	
Tatum Bell	TB	Jr.	10	197	776	6	
PASSING	POS.	CL.	GP	ATT/COMP	INT	YARDS	TD
Aso Pogi	QB	Jr.	11	296/179	7	1,854	11
RECEIVING	POS.	CL.	GP	RECPT.	YARDS	TD	
Rashaun Woods	WR	Sr.	11	80	1,023	10	
DEFENSE	POS.	CL.	GP	ST-AT-TT	INT	SACKS	
Elbert Craig	S	So.	10	48-50-98	1	4	

2002 OPPONENTS

NCAA 1-AA PLAYOFFS • 85 87 90 91 92 93 94 95 96 01

STEPHEN F. AUSTIN

September 21 – at UNI

Location: Nacogdoches, TX 75961
Founded: 1923
Enrollment: 12,000
Nickname: Lumberjacks
Conference: Southland (NCAA 1-AA)
Colors: Purple and White
Stadium: Homer Bryce Stadium (14,575/Artificial)
President: Dr. Tito Guerrero, III
Athletics Director: Steve McCarty
Football SID: Rob Meyers
Web Site: www.sfajacks.com
Head Coach: Mike Santiago (Southern Utah, 1977)
Record at School: 20-13/Three years
Overall Record: 20-13/Three years
Assistant Coaches: Kim Dameron (Defensive Coordinator/Secondary), Todd Ivicic (Linebackers), Scott Reed (Quarterbacks), Greg Stevens (Receivers), Robert Walker (Offensive Line), Kenny Washington (Defensive Line), Perry Eliano (Running Backs), Chuck Thompson (Tight Ends)
Basic Offense: Multiple-One Back
Basic Defense: 4-3
2001 Record: 6-5, 4-2 (T3rd)
Lettermen Returning/Lost: 41/16
Off. Starters Returning: 7
Def. Starters Returning: 7
Series Record: Northern Iowa leads 3-1
Last Meeting: 2000, UNI 37, SFA 30



MIKE SANTIAGO



CAL POLY UNIVERSITY

September 28 – at Cal Poly

Location: San Luis Obispo, CA 93407
Founded: 1901
Enrollment: 17,000
Nickname: Mustangs
Conference: Independent 1-AA
Colors: Forest Green and Gold
Stadium: Mustang Stadium (8,500/Natural)
President: Dr. Warren J. Baker
Athletics Director: John McCutcheon
Football SID: Jason Sullivan
Web Site: www.GoPoly.com
Head Coach: Rich Ellerson (Hawaii, 1976)
Record at School: 6-5/One year
Overall Record: 10-12/Two years
Assistant Coaches: Gene McKeehan (Offensive Coordinator), Joe Dupaix (Quarterbacks/Running Backs), Brent Brennan (Receivers/Tight Ends), Ken Thompson (Offensive Assistant), David Fipp (Defensive Coordinator), Joe Semaulo (Defensive Line), David Brown (Linebackers/Recruiting)
Basic Offense: Multiple
Basic Defense: Flex
2001 Record: 6-5
Lettermen Returning/Lost: 36/18
Off. Starters Returning: 7
Def. Starters Returning: 7
Series Record: UNI leads 4-1
Last Meeting: 2001 – UNI 31, CPU 13



RICH ELLERSON



2002 SCHEDULE

Aug. 31	at Portland State
Sept. 7	Montana State
Sept. 14	Henderson State
Sept. 21	at Northern Iowa
Oct. 5	Southern Utah
Oct. 12	at Nicholls State
Oct. 19	Sam Houston State
Oct. 26	at Jacksonville State
Nov. 2	McNeese State
Nov. 16	at Southwest Texas
Nov. 23	Northwestern State

2001 RESULTS – 6-5

Portland State	13-16 L
at Northern Arizona	3-10 L
Cal State-Northridge	30-27 W OT
at Indiana State	31-13 W
at McNeese State	26-14 W
Jacksonville State	44-37 W OT
at Sam Houston State	21-24 L
Nicholls State	23-21 W
Southwest Texas	35-13 W
at Northwestern State	17-31 L
at Texas Tech	3-58 L

IMPORTANT NUMBERS – AREA CODE – 936

Athletic Office: 468-3501 **SID Home:** 564-8700
Ticket Office: 468-JACK **Fax Phone:** 468-4593
Football Office: 468-3502 **Press Box Phone:** 468-3910
SID Office: 468-2606

RETURNING STATISTICAL LEADERS

RUSHING				POS.	CL.	GP	RUSHES	YARDS	TD	
Eric Chapman	RB	So.	9	86			330		1	
PASSING				POS.	CL.	GP	ATT/COMP	INT	YARDS	TD
Matt Williford	QB	Sr.	4	21/15			1		134	0
RECEIVING				POS.	CL.	GP	RECPT.	YARDS	TD	
Anthony Dingle	WR	Sr.	11	54			914		6	
DEFENSE				POS.	CL.	GP	ST-AT-TT	INT	SACKS	
David Crocker	S	Jr.	10	59-53-112			2		0	

2002 SCHEDULE

Aug. 29	at Toledo
Sept. 7	Northern Arizona
Sept. 14	at Kent State
Sept. 21	at Sacramento State
Sept. 28	Northern Iowa
Oct. 12	at Southern Utah
Oct. 19	at Saint Mary's
Oct. 26	UC-Davis
Nov. 9	Humboldt State
Nov. 16	at Idaho State
Nov. 23	Weber State

2001 RESULTS-6-5

Montana	17-31 L
Sacramento State	55-21 W
at Montana State	34-6 W
Western Washington	9-17 L
Southern Utah	34-24 W
at UC-Davis	31-28 W
at Alcorn State	21-12 W
at Weber State	40-43 L (4 OT)
Cal State Northridge	23-31 L
at Northern Iowa	13-31 L
at Saint Mary's	10-0 W

IMPORTANT NUMBERS – AREA CODE 805

Athletic Office: 756-2924 **SID Home:** 549-0273
Ticket Office: 756-5806 **Fax Phone:** 756-2650
Football Office: Call SID **Press Box Phone:** 756-6739
SID Office: 756-6531

RETURNING STATISTICAL LEADERS

RUSHING				POS.	CL.	GP	RUSHES	YARDS	TDS	
Chris Peterson	QB	Jr.	10	91			247		1	
PASSING				POS.	CL.	GP	ATT/COMP	INT	YARDS	TDS
Chris Peterson	QB	Jr.	10	98/52			2		675	7
RECEIVING				POS.	CL.	GP	REC.	YARDS	TDS	
Ryan McCarty	WR	Sr.	10	37			388		2	
DEFENSE				POS.	CL.	GP	ST-AT-TT	INT	SACKS	
Jordan Beck	LB	So.	10	48-25-73			0		2.5	

WESTERN KENTUCKY

October 5 – at UNI

Location: Bowling Green, KY 42101
Founded: 1906
Enrollment: 16,579
Nickname: Hilltoppers
Conference: Gateway Football (NCAA 1-AA)
Colors: Red and White
Stadium: L.T. Smith (17,500/Synthetic Turf)
President: Dr. Gary Ransdell
Athletics Director: Dr. Camden Wood Selig
Football SID: Brian Fremund
Web Site: www.wkusports.com
Head Coach: Jack Harbaugh (Bowling Green State, 1961)
Record at School: 79-65 (13 years)
Overall Record: 104-92-3 (18 years)
Assistant Coaches: David Elson (Defensive Coordinator/Defensive Backs), Willie Taggart (Co-Offensive Coordinator/Quarterbacks), Mike Fanoga (Defensive Line), Keven Lightner (Co-Offensive Coordinator/Offensive Line), Don Martindale (Inside Linebackers, Special Teams), Roscoe Echols (Running Backs), Bryan Cross (Outside Linebackers), Deke Hocker (Wide Receivers)
Basic Offense: Multiple
Basic Defense: 3-4
2001 Record: 8-4, 5-2 (T2nd)
Lettermen Returning/Lost: 47/12
Off. Starters Returning: 11
Def. Starters Returning: 6
Series Record: UNI leads 3-2
Last Meeting: 2001 – UNI 24, WKU 23



JACK HARBAUGH



SOUTHERN ILLINOIS

October 12 – at Southern Illinois

Location: Carbondale, IL 62901
Founded: 1869
Enrollment: 21,598
Nickname: Salukis
Conference: Gateway Football (1-AA)
Colors: Maroon and White
Stadium: McAndrew Field (17,324/Artificial)
Chancellor: Dr. Walter V. Wendler
Athletics Director: Paul Kowalczyk
Football SID: Tom Weber
Web Site: www.siusalukis.com
Head Coach: Jerry Kill (Southwestern, 1983)
Record at School: 1-10/One year
Overall Record: 50-35/Nine years
Assistant Coaches: Matt Limegrover (Offensive Coordinator), Tracy Claeys (Defensive Coordinator), Patrick Poore (Quarterbacks), Tom Matukewicz (Linebackers), Jay Sawvel (Defensive Backs), Brian Anderson (Wide Receivers), Robert Reeves (Running Backs), Anthony Randle (Defensive Line)
Basic Offense: Multiple
Basic Defense: 3-4
2001 Record: 1-10, 1-6 (8th)
Lettermen Returning/Lost: 35/25
Off. Starters Returning: 8
Def. Starters Returning: 6
Series Record: UNI leads 12-8
Last Meeting: 2001 – UNI 19, SIU 14



JERRY KILL



2002 SCHEDULE

Aug. 31	at Kansas State
Sept. 7	Kentucky State
Sept. 14	Western Illinois
Sept. 21	Youngstown State
Sept. 28	at McNeese State
Oct. 5	at Northern Iowa
Oct. 12	Florida International
Oct. 19	at Southwest Missouri State
Oct. 26	Indiana State
Nov. 2	Illinois State
Nov. 16	at Southern Illinois

2001 RESULTS – 8-4

at Western Illinois	13-17 L
Kentucky State	48-0 W
Southwest Missouri State	23-7 W
at Wisconsin	6-24 L
Elon	24-7 W
at Indiana State	22-9 W
McNeese State	21-0 W
at Youngstown State	24-14 W
at Illinois State	58-14 W
Northern Iowa	23-24 L
Southern Illinois	36-6
at Furman+	20-24 L
+1-AA Playoff Game	

2002 SCHEDULE

Aug. 31	Kentucky Wesleyan
Sept. 7	Southeast Missouri State
Sept. 14	at Murray State
Sept. 21	West Virginia Tech
Sept. 28	at Eastern Michigan
Oct. 5	Western Illinois
Oct. 12	Northern Iowa
Oct. 19	at Illinois State
Oct. 26	at Southwest Missouri State
Nov. 2	at Youngstown State
Nov. 9	Indiana State
Nov. 16	Western Kentucky

2001 RESULTS – 1-10

at Southeast Missouri State	5-24 L
Murray State	20-24 L
at Western Illinois	21-38 L
Illinois State	23-17 W
at Northern Iowa	14-19 L
Eastern Illinois	21-49 L
at Indiana State	14-20 L
Youngstown State	7-31 L
Southwest Missouri State	24-25 L
at Western Kentucky	6-36 L
at Baylor	12-56 L

IMPORTANT NUMBERS – AREA CODE 270

Athletic Office: 745-3542 **SID Home:** 320-0120
Ticket Office: 1-800-5-BIG-RED **Fax Phone:** 745-3444
Football Office: 745-2984 **Press Box Phone:** 745-6941
SID Office: 745-5045

IMPORTANT NUMBERS – AREA CODE 618

Athletic Office: 453-5311 **SID Home:** 351-8070
Ticket Office: 453-5319 **Fax Phone:** 453-2648
Football Office: 453-3331 **Press Box Phone:** 453-3049
SID Office: 453-7235

RETURNING STATISTICAL LEADERS

RUSHING	POS.	CL.	GP	RUSHES	YARDS	TDS	
Curtis Hamilton	FB	Sr.	12	72	230	4	
PASSING	POS.	CL.	GP	ATT/COMP	INT	YARDS	TDS
Jason Michael	QB	Sr.	12	2/1	1	7	0
RECEIVING	POS.	CL.	GP	REC.	YARDS	TDS	
Shannon Hayes	WR	Jr.	12	6	109	1	
DEFENSE	POS.	CL.	GP	ST-AT-TT	INT	SACKS	
Erik Dandy	ILB	Jr.	12	82-73-155	1	3	

RETURNING STATISTICAL LEADERS

RUSHING	POS.	CL.	GP	RUSHES	YARDS	TDS	
Tom Koutsos	RB	Sr.	11	273	1,222	9	
PASSING	POS.	CL.	GP	ATT/COMP	INT	YARDS	TDS
Kevin Kobe	QB	Sr.	11	213/107	13	1,128	3
RECEIVING	POS.	CL.	GP	REC.	YARDS	TDS	
Justin George	WR	So.	11	30	328	1	
DEFENSE	POS.	CL.	GP	ST-AT-TT	INT	SACKS	
Alexis Moreland	DB	So.	11	49-27-76	1	0	

YOUNGSTOWN STATE

October 19 – at Youngstown State

Location: Youngstown, OH 44555
Founded: 1908
Enrollment: 12,000
Nickname: Penguins
Conference: Gateway Football (NCAA 1-AA)
Colors: Red and White
Stadium: Stambaugh (20,630/Artificial)
President: Dr. David Sweet
Athletics Director: Ron Strollo
Football SID: Trevor Parks
Web Site: www.yсу.edu/sports
Head Coach: Jon Heacock (Muskingum, 1983)
Record at School: 8-3/One year
Overall Record: 8-3/One year
Assistant Coaches: Trent Boykin (Receivers/Special Teams), Sam Eddy (Assistant Head Coach/Running Backs), John Klacik (Offensive Coordinator/Offensive Line), Todd Murgatroyd (Linebackers), Pete Rekstis (Defensive Coordinator/Defensive Backs), Bob Stoops (Defensive Line), Terrell Williams (Defensive Line), Brian Wright (Quarterbacks)
Basic Offense: Multiple
Basic Defense: 3-4
2001 Record: 8-3, 5-2 (T2nd)
Lettermen Returning/Lost: 33/21
Off. Starters Returning: 6
Def. Starters Returning: 7
Series Record: UNI leads 10-6
Last Meeting: 2001 – UNI 30, YSU 11



JON HEACOCK



ILLINOIS STATE

October 26 – at UNI

Location: Normal, IL 61790
Founded: 1857
Enrollment: 21,035
Nickname: Redbirds
Conference: Gateway Football (1-AA)
Colors: Red and White
Stadium: Hancock (15,000/Artificial)
President: Dr. Victor J. Boschini
Athletics Director: Perk Weisenburger
Football SID: Todd Kober
Web Site: www.redbirds.org
Head Coach: Denver Johnson (Tulsa, 1981)
Record at School: 9-13/Two years
Overall Record: 30-25/Five years
Assistant Coaches: Scott Preston (Offensive Coordinator/Running Backs), Randall McCray (Defensive Coordinator/Inside Linebackers), Justin Fuente (Quarterbacks), Ron Lambert (Defensive Backs), Chris Patton (Defensive Line), Galen Scott (Outside Linebackers), Jon Shields (Receivers), Tim Thornton (Tight Ends), Vance Vice (Offensive Line)
Basic Offense: Multiple
Basic Defense: 4-4
2001 Record: 2-9, 2-5 (T6th)
Lettermen Returning/Lost: 40/19
Off. Starters Returning: 5
Def. Starters Returning: 9
Series Record: Northern Iowa leads 12-6
Last Meeting: 2001 – ISU 42, UNI 14



DENVER JOHNSON



2002 SCHEDULE

Aug. 29	Clarion
Sept. 7	McNeese State
Sept. 21	at Western Kentucky
Sept. 28	at Southwest Missouri State
Oct. 5	Indiana State
Oct. 12	at Florida Atlantic
Oct. 19	Northern Iowa
Oct. 26	at Western Illinois
Nov. 2	Southern Illinois
Nov. 9	at Illinois State
Nov. 23	Samford

2001 RESULTS – 8-3

Lock Haven	38-7 W
Clarion	44-0 W
Western Illinois	41-7 W
at Northern Iowa	11-30 L
at Indiana State	35-21 W
Southwest Missouri State	41-20 W
Illinois State	44-30 W
Western Kentucky	14-24 L
at Southern Illinois	31-7 W
Elon	45-7 W
at Marshall	24-38 L

IMPORTANT NUMBERS – AREA CODE 330

Athletic Office: 941-2385 **SID Home:** 270-0964
Ticket Office: 941-2351 **Fax Phone:** 941-3191
Football Office: 941-3478 **Press Box Phone:** 941-3192
SID Office: 941-3192

RETURNING STATISTICAL LEADERS

RUSHING	POS.	CL.	GP	RUSHES	YARDS	TDS	
P.J. Mays	TB	Sr.	11	227	1,483	21	
PASSING	POS.	CL.	GP	ATT/COMP	INT	YARDS	TDS
Colby Street	QB	Sr.	11	25/14	3	194	0
RECEIVING	POS.	CL.	GP	REC.	YARDS	TDS	
Jerald Burley	WR	Sr.	10	21	314	3	
DEFENSE	POS.	CL.	GP	ST-AT-TT	INT	SACKS	
Jon Tekac	LB	Sr.	11	34-35-69	0	0	

2002 SCHEDULE

Aug. 31	at Purdue
Sept. 7	Quincy
Sept. 21	Murray State
Sept. 28	at Eastern Illinois
Oct. 5	Southwest Missouri State
Oct. 12	at Western Illinois
Oct. 19	Southern Illinois
Oct. 26	at Northern Iowa
Nov. 2	at Western Kentucky
Nov. 9	Youngstown State
Nov. 16	at Indiana State

2001 RESULTS – 2-9

at Western Michigan	7-48 L
at Murray State	17-32 L
Southeast Missouri State	33-38 L
Southwest Texas State	13-20 L
at Southern Illinois	17-23 L
Western Illinois	23-33 L
at Youngstown State	30-44 L
Northern Iowa	42-14 W
Western Kentucky	14-58 L
Indiana State	31-17 W
at Southwest Missouri State	31-48 L

IMPORTANT NUMBERS – AREA CODE 309

Athletic Office: 438-3639 **SID Home:** 662-9392
Ticket Office: 438-8000 **Fax Phone:** 438-5634
Football Office: 438-8671 **Press Box Phone:** 438-2272/438-2280
SID Office: 438-3805

RETURNING STATISTICAL LEADERS

RUSHING	POS.	CL.	GP	RUSHES	YARDS	TDS	
Quincy Washington	RB	Sr.	9	82	479	7	
PASSING	POS.	CL.	GP	ATT/COMP	INT	YARDS	TDS
Kevin Zouzounis	QB	Sr.	11	164/93	7	1,028	3
RECEIVING	POS.	CL.	GP	REC.	YARDS	TDS	
Vito Golson	WR	Sr.	11	48	800	8	
DEFENSE	POS.	CL.	GP	ST-AT-TT	INT	SACKS	
Boomer Grigsby	LB	So.	11	52-41-93	0	3	

2002 OPPONENTS

NCAA 1-AA PLAYOFFS • 85 87 90 91 92 93 94 95 96

INDIANA STATE

November 2 – at Indiana State

Location: Terre Haute, IN 47809
Founded: 1865
Enrollment: 11,484
Nickname: Sycamores
Conference: Gateway Football (NCAA 1-AA)
Colors: Royal Blue and White
Stadium: Memorial (12,764/Artificial)
President: Dr. Lloyd Benjamin III
Athletics Director: Andrea Myers
Football SID: Kent Johnson
Web Site: www.indstate.com
Head Coach: Tim McGuire (Nebraska, 1975)
Record at School: 12-32/Four years
Overall Record: 19-47/Six years
Assistant Coaches: Scott Anderson (Offensive Coordinator/Quarterbacks), Ted Unbehagen (Offensive Line), Brian Kerbel (Receivers), Mark Smith (Defensive Coordinator/Inside Linebackers), Shannon Jackson (Defensive Line), Kevin Perkins (Outside Linebackers), Adrian White (Defensive Backs)
Basic Offense: Multiple
Basic Defense: 4-4
2001 Record: 3-8, 2-4 (T6th)
Lettermen Returning/Lost: 31/16
Off. Starters Returning: 5
Def. Starters Returning: 10
Series Record: UNI leads 15-3
Last Meeting: 2001 – UNI 34, ISU 13



TIM MCGUIRE



WESTERN ILLINOIS

November 9 – at UNI

Location: Macomb, IL 61455
Founded: 1899
Enrollment: 13,450
Nickname: Leathernecks
Conference: Gateway Football (NCAA 1-AA)
Colors: Purple and Gold
Stadium: Hanson Field (15,168/Natural)
President: Dr. Alvin Goldfarb
Athletics Director: Dr. Tim Van Alstine
Football SID: Jason Kaufman
Web Site: www.wiu.edu/athletics
Head Coach: Don Patterson (Army, 1973)
Record at School: 21-12/Three years
Overall Record: 21-12/Three years
Assistant Coaches: Mark Hendrickson (Assistant Head Coach/Offensive Coordinator), Rick Courtright (Defensive Coordinator), Aaron Alford (Defensive Backs), Rod Holder (Offensive Line), Larry Holton (Running Backs)
Basic Offense: Pro
Basic Defense: 5-2
2001 Record: 5-5, 4-3 (4th)
Lettermen Returning/Lost: 30/25
Off. Starters Returning: 1
Def. Starters Returning: 9
Series Record: UNI leads 20-10
Last Meeting: 2001 – UNI 17, WIU 14



DON PATTERSON



2002 SCHEDULE

Aug. 29 at Western Michigan
 Sept. 7 Cumberland
 Sept. 14 at Ball State
 Sept. 21 Eastern Illinois
 Sept. 28 Murray State
 Oct. 5 at Youngstown State
 Oct. 12 Southwest Missouri State
 Oct. 19 at Western Illinois
 Oct. 26 at Western Kentucky
 Nov. 2 Northern Iowa
 Nov. 9 at Southern Illinois
 Nov. 16 Illinois State

2001 RESULTS – 3-8

at Tulsa 0-51 L
 at Eastern Illinois 14-44 L
 at Eastern Michigan 21-13 W
 Stephen F. Austin 13-31 L
 Youngstown State 21-35 L
 Western Kentucky 9-22 L
 at Southwest Missouri State 25-19 W
 Southern Illinois 20-14 W
 at Northern Iowa 13-34 L
 at Illinois State 17-31 L
 Western Illinois 15-52 L

2002 SCHEDULE

Aug. 29 Drake
 Sept. 14 at Western Kentucky
 Sept. 21 at Northern Illinois
 Sept. 28 Sam Houston State
 Oct. 5 at Southern Illinois
 Oct. 12 Illinois State
 Oct. 19 Indiana State
 Oct. 26 Youngstown State
 Nov. 2 at Southwest Missouri State
 Nov. 9 at Northern Iowa
 Nov. 16 at Southern Utah

2001 RESULTS – 5-5

Western Kentucky 17-13 W
 at Youngstown State 7-41 L
 Southern Illinois 38-21 W
 Southern Utah 27-20 W
 at Illinois State 33-23 W
 Northern Iowa 14-17 L
 Southwest Missouri State 28-43 L
 at Sam Houston State 24-49 L
 at South Florida 17-48 L
 at Indiana State 52-15 W

IMPORTANT NUMBERS – AREA CODE 812

Athletic Office: 237-4091 **SID Home:** 298-0176
Ticket Office: 237-3737 **Fax Phone:** 237-4157
Football Office: 237-4074 **Press Box Phone:** 237-7656
SID Office: 237-4161

IMPORTANT NUMBERS – AREA CODE 309

Athletic Office: 298-1190 **SID Home:** 833-5416
Ticket Office: 298-1190 **Fax Phone:** 298-1255
Football Office: 298-1515 **Press Box Phone:** 298-1227
SID Office: 298-1133

RETURNING STATISTICAL LEADERS

RUSHING	POS.	CL.	GP	RUSHES	YARDS	TDS	
Julian Reese	QB	Sr.	11	177	615	5	
PASSING	POS.	CL.	GP	ATT/COMP	INT	YARDS	TDS
Julian Reese	QB	Sr.	11	233/124	12	1,236	8
RECEIVING	POS.	CL.	GP	REC.	YARDS	TDS	
Kevin Dean	WR	Sr.	10	31	352	2	
DEFENSE	POS.	CL.	GP	ST-AT-TT	INT	SACKS	
Terrance Miles	DB	Sr.	11	53-56-109	0	0	

RETURNING STATISTICAL LEADERS

RUSHING	POS.	CL.	GP	RUSHES	YARDS	TDS	
Sadrac Sainvilus	RB	Fr.	8	40	146	2	
PASSING	POS.	CL.	GP	ATT/COMP	INT	YARDS	TDS
Russ Michna	QB	Jr.	8	24/13	1	136	0
RECEIVING	POS.	CL.	GP	REC.	YARDS	TDS	
Stacey Coleman	WR	Sr.	10	16	172	1	
DEFENSE	POS.	CL.	GP	ST-AT-TT	INT	SACKS	
Jason McWilliams	LB	Sr.	9	80-31-111	0	1	

SOUTHWEST MISSOURI STATE

November 16 – at UNI

Location: Springfield, MO 65804
Founded: 1905
Enrollment: 20,006
Nickname: Bears
Conference: Gateway Football (NCAA 1-AA)
Colors: Maroon and White
Stadium: Plaster Field (16,300/Artificial)
President: Dr. John Keiser
Athletics Director: Bill Rowe
Football SID: Mark Stillwell
Web Site: www.smsbears.net
Head Coach: Randy Ball (Truman State, 1973)
Record at School: 16-17 (Three years)
Overall Record: 80-58-1 (12 years)
Assistant Coaches: Deion Melvin (Defensive Coordinator/Linebackers), Walt Klinker (Offensive Line), Dana Chambers (Defensive Line), Courtney Messingham (Offensive Coordinator/Running Backs; Mike Foster (Defensive Backs), Donny Simmons (Quarterbacks), Brian Cox (Defensive Ends), Ron Dickerson, Jr. (Wide Receivers)
Basic Offense: Multiple Pro
Basic Defense: Multiple
2001 Record: 6-5, 3-4 (5th)
Lettermen Returning/Lost: 35/21
Off. Starters Returning: 6
Def. Starters Returning: 6
Series Record: UNI leads 18-4
Last Meeting: 2001 – UNI 27, SMS 3



RANDY BALL



2002 SCHEDULE

Aug. 29	East Central
Sept. 7	at Hampton
Sept. 14	at Kansas
Sept. 21	Southeast Missouri State
Sept. 28	Youngstown State
Oct. 5	at Illinois State
Oct. 12	at Indiana State
Oct. 19	Western Kentucky
Oct. 26	Southern Illinois
Nov. 2	Western Illinois
Nov. 16	at Northern Iowa

2001 RESULTS – 6-5

at Kansas	10-24 L
Midwestern State	28-6 W
at Southeast Missouri State	31-28 W
at Western Kentucky	7-23 L
Northern Iowa	3-27 L
at Youngstown State	20-41 L
Indiana State	19-25 L
at Western Illinois	43-28 W
Drake	63-14 W
at Southern Illinois	25-24 W
Illinois State	48-31 W

IMPORTANT NUMBERS – AREA CODE 417

Athletic Office: 836-5244 **SID Home:** 862-7962
Ticket Office: 836-7678 **Fax Phone:** 836-4868
Football Office: 836-5343 **Press Box Phone:** 836-5976
SID Office: 836-5402

RETURNING STATISTICAL LEADERS

RUSHING	POS.	CL.	GP	RUSHES	YARDS	TDS		
Eddie Linscomb	TB	Sr.	11	154	984	8		
PASSING	POS.	CL.	GP	ATT/COMP	INT	YARDS	TDS	
Ryan Porter	QB	Jr.	8	25/12	1	113	0	
RECEIVING	POS.	CL.	GP	REC.	YARDS	TDS		
Mark Marcos	WR	Sr.	11	59	905	4		
DEFENSE	POS.	CL.	GP	ST-AT-TT	INT	SACKS		
Daryl Warren	S	Jr.	11	39-53-92	1	0		

Series vs. 2002 Opponents

CAL POLY (4-1-0, .800)

1997-A	24-38	L
1998-H	31-7	W
1999-H	42-21	W
2000-A	43-41	W
2001-H	31-13	W

ILLINOIS STATE (12-6-0, .667)

1972-A	14-24	L
1985-A	15-3	W
1986-H	22-13	W
1987-H	48-17	W
1988-A	34-7	W
1989-A	13-32	L
1990-H	31-0	W
1991-A	17-14	W
1992-H	41-14	W
1993-A	20-19	W
1994-H	24-17	W
1995-A	29-31	L
1996-H	47-10	W
1997-A	50-34	W
1998-H	23-38	L
1999-A	28-47	L
2000-H	34-28	W
2001-A	14-42	L

INDIANA STATE (15-3-0, .833)

1983-A	0-26	L
1985-H	24-7	W
1986-H	45-10	W
1987-A	38-14	W
1988-H	6-24	L
1989-A	24-21	W
1990-A	23-33	L
1991-H	49-21	W
1992-A	34-13	W
1993-H	17-10	W
1994-A	11-10	W
1995-H	27-10	W
1996-A	34-19	W
1997-H	29-21	3OT W
1998-A	31-28	W
1999-H	44-21	W
2000-A	49-17	W
2001-H	34-13	W

OKLAHOMA STATE (0-1-0, .000)

1990-A	23-33	L
--------	-------	---

SOUTHERN ILLINOIS (12-8-0, .600)

1965-A	16-23	L
1966-H	7-30	L
1983-H	9-52	L
1984-A	10-40	L
1986-A	24-27	L

1987-H	20-3	W
1988-A	24-21	W
1989-H	38-14	W
1990-H	30-9	W
1991-A	20-21	L
1992-A	30-25	W
1993-H	49-17	W
1994-A	39-7	W
1995-H	13-0	W
1996-A	33-7	W
1997-H	28-27	W
1998-A	20-27	L
1999-H	34-14	W
2000-A	14-34	L
2001-H	19-14	W

SOUTHWEST MISSOURI STATE (18-4-0, .818)

1980-H	41-0	W
1981-A	21-17	W
1982-H	10-0	W
1983-A	13-35	L
1984-H	24-10	W
1985-A	38-17	W
1986-H	45-3	W
1987-A	17-13	W
1988-H	9-26	L
1989-A	22-37	L
1990-H	20-17	W
1991-A	22-0	W
1992-H	37-12	W
1993-A	20-14	W
1994-H	12-7	W
1995-A	19-17	W
1996-H	38-31	W
1997-A	23-22	W
1998-H	21-24	L
1999-A	29-17	W
2000-H	31-13	W
2001-A	27-3	W

STEPHEN F. AUSTIN (3-1, .750)

1995-A	7-26	L
1996-H	38-12	W
1998-A	14-10	W
2000-H	37-30	W

WAYNE STATE (MI) (1-0, 1.000)

2001-H	34-14	W
--------	-------	---

WESTERN ILLINOIS (20-10-0, .667)

1967-A	12-0	W
1968-H	33-6	W
1969-H	14-23	L
1970-A	7-29	L
1973-H	20-14	W

1974-A	14-40	L
1978-H	7-21	L
1979-A	38-25	W
1980-H	35-28	W
1981-A	14-21	L
1982-H	21-9	W
1983-A	32-26	W
1984-H	30-17	W
1985-A	48-14	W
1986-H	32-30	W
1987-A	52-7	W
1988-H	27-28	L
1989-A	21-10	W
1990-H	50-14	W
1991-A	24-17	W
1992-H	37-6	W
1993-A	23-25	L
1994-H	36-27	W
1995-A	38-7	W
1996-H	30-6	W
1997-A	22-29	2OT L
1998-H	10-6	W
1999-A	27-46	L
2000-H	41-44	L
2001-A	17-14	W

WESTERN KENTUCKY (3-2-0, .600)

1975-H	12-14	L
1979-H	17-24	L
1991-A	49-21	W
1992-H	34-6	W
2001-A	24-23	W

YOUNGSTOWN STATE (10-6-0, .625)

1978-H	14-31	L
1979-A	0-29	L
1980-A	38-17	W
1981-H	45-43	W
1982-A	13-25	L
1983-H	23-13	W
1984-A	16-6	W
1985-H	50-26	W
1987-H	31-28	W
1992-H	7-19	L
1996-A	23-10	W
1997-H	35-32	W
1998-A	42-14	W
1999-H	20-29	L
2000-A	24-28	L
2001-H	30-11	W

2002 SERIES GAME RECORDS

1985 1987 1990 1991 1992 1993 1994 1995 1996 2001

WESTERN KENTUCKY

(Five Games Played)

TEAM

MOST POINTS

UNI: 49, Oct. 26, 1991
WKU: 24, Nov. 10, 1979

FEWEST POINTS

UNI: 12, Nov. 29, 1975
WKU: 6, Oct. 10, 1992

MOST FIRST DOWNS

UNI: 25, Oct. 26, 1992
WKU: 18, Oct. 26, 1991

FEWEST FIRST DOWNS

UNI: 9, Nov. 10, 1979

WKU: 11, Nov. 29, 1975

MOST YARDS RUSHING

UNI: 173, Oct. 26, 1991
WKU: 301, Nov. 10, 1979

FEWEST YARDS RUSHING

UNI: 76, Nov. 10, 1979
WKU: 124, Oct. 10, 1992

MOST YARDS PASSING

UNI: 307, Oct. 26, 1991
WKU: 47, Oct. 10, 1992; Nov. 10, 1979

FEWEST YARDS PASSING

UNI: 73, Nov. 10, 1979
WKU: 12, Nov. 10, 2001

MOST TOTAL PLAYS

UNI: 74, Nov. 10, 2001
WKU: 82, Nov. 10, 1979

FEWEST TOTAL PLAYS

UNI: 53, Nov. 10, 1979
WKU: 61, Nov. 10, 2001

MOST YARDS TOTAL OFFENSE

UNI: 480, Oct. 26, 1991
WKU: 348, Nov. 10, 1979

FEWEST YARDS TOTAL OFFENSE

UNI: 149, Nov. 10, 1979
WKU: 164, Nov. 29, 1975

INDIVIDUAL

MOST YARDS RUSHING

UNI: 90, Adam Benge, Nov. 10, 2001

WKU: 153, Roscoe Echols, Oct. 26, 1991; Elmer Caldwell, Nov. 10, 1979

MOST YARDS PASSING

UNI: 225, Jay Johnson, Oct. 10, 1992
WKU: 47, John Hall, Nov. 10, 1979

MOST RECEPTIONS

UNI: 8, Ryan Hannam, Nov. 10, 2001
WKU: 3, Dwayne Haun, Oct. 10, 1992; Rick Gwinn, Nov. 10, 1979

MOST YARDS RECEIVING

UNI: 89, Jake Soliday, Nov. 10, 2001
WKU: 39, Rick Gwinn, Nov. 10, 1979

SOUTHERN ILLINOIS

(20 Games Played)

TEAM

MOST POINTS

UNI: 49, Nov. 13, 1993
SIU: 52, Sept. 24, 1983

FEWEST POINTS

UNI: 7, Oct. 15, 1966
SIU: 0, Oct. 21, 1995

MOST FIRST DOWNS

UNI: 28, Oct. 26, 1996
SIU: 24, Sept. 27, 1997

FEWEST FIRST DOWNS

UNI: 11, Oct. 15, 1966; Sept. 16, 2000
SIU: 8, Sept. 24, 1983

MOST YARDS RUSHING

UNI: 334, Oct. 17, 1992
SIU: 260, Oct. 15, 1966

FEWEST YARDS RUSHING

UNI: 64, Sept. 16, 2000
SIU: 50, Sept. 25, 1999

MOST YARDS PASSING

UNI: 397, Sept. 1, 1990
SIU: 263, Oct. 17, 1992

FEWEST YARDS PASSING

UNI: 45, Oct. 17, 1992

SIU: 37, Oct. 21, 1995

MOST TOTAL PLAYS

UNI: 84, Nov. 12, 1994
SIU: 88, Sept. 27, 1977

FEWEST TOTAL PLAYS

UNI: 51, Oct. 15, 1966
SIU: 54, Nov. 13, 1994; Sept. 25, 1999

MOST YARDS TOTAL OFFENSE

UNI: 528, Sept. 25, 1999
SIU: 423, Sept. 16, 2000

FEWEST YARDS TOTAL OFFENSE

UNI: 182, Oct. 15, 1966
SIU: 153, Nov. 12, 1994

INDIVIDUAL

MOST YARDS RUSHING

UNI: 254, Tank Corner, Oct. 17, 1992
SIU: 201, Karl Carpenter, Sept. 27, 1997

MOST YARDS PASSING

UNI: 397, Jay Johnson, Sept. 1, 1990
SIU: 263, Scott Gabbert, Oct. 17, 1992

MOST RECEPTIONS

UNI: 12, Eddie Berlin, Sept. 19, 1998
SIU: 10, Cornell Craig, Sept. 19, 1998

MOST YARDS RECEIVING

UNI: 206, Dedric Ward, Oct. 21, 1995
SIU: 174, Cornell Craig, Sept. 19, 1998

YOUNGSTOWN STATE

(16 Games Played)

TEAM

MOST POINTS

UNI: 50, Oct. 26, 1985
YSU: 43, Nov. 21, 1981

FEWEST POINTS

UNI: 0, Sept. 29, 1979
YSU: 6, Oct. 20, 1984

MOST FIRST DOWNS

UNI: 27, Nov. 28, 1987
YSU: 28, Nov. 21, 1981

FEWEST FIRST DOWNS

UNI: 7, Nov. 20, 1982

YSU: 9, Oct. 20, 1984

MOST YARDS RUSHING

UNI: 300, Sept. 29, 2001
YSU: 285, Sept. 14, 1978

FEWEST YARDS RUSHING

UNI: 12, Sept. 29, 1979
YSU: 62, Oct. 22, 1983

MOST YARDS PASSING

UNI: 352, Oct. 26, 1985
YSU: 230, Nov. 28, 1987

FEWEST YARDS PASSING

UNI: 76, Sept. 14, 1978
YSU: 88, Dec. 12, 1992

MOST TOTAL PLAYS

UNI: 86, Nov. 7, 1998

YSU: 80, Nov. 21, 1981

FEWEST TOTAL PLAYS

UNI: 54, Nov. 20, 1982
YSU: 61, Oct. 26, 1985

MOST YARDS TOTAL OFFENSE

UNI: 559, Oct. 26, 1985
YSU: 471, Sept. 14, 1978

FEWEST YARDS TOTAL OFFENSE

UNI: 131, Sept. 14, 1978
YSU: 181, Oct. 20, 1984

INDIVIDUAL

MOST YARDS RUSHING

UNI: 161, Adam Benge, Sept. 29, 2001
YSU: 215, Paris Wick, Nov. 21, 1981

MOST YARDS PASSING

UNI: 383, Steve Sandon, Nov. 21, 1981
YSU: 230, Trenton Lykes, Nov. 28, 1987

MOST RECEPTIONS

UNI: 9, Ken Harvey, Nov. 21, 1981
YSU: 7, Jim Ferranti, Sept. 29, 1979; Lorenzo Davis, Nov. 28, 1987; Jerald Burley, Sept. 29, 2001

MOST YARDS RECEIVING

UNI: 183, Mike Furrey, Oct. 18, 1997
YSU: 159, John Goode, Oct. 22, 1983

ILLINOIS STATE

(18 Games Played)

TEAM

MOST POINTS

UNI: 50, Oct. 4, 1997
ISU: 47, Oct. 2, 1999

FEWEST POINTS

UNI: 13, Nov. 4, 1989
ISU: 0, Oct. 6, 1990

MOST FIRST DOWNS

UNI: 26, Oct. 4, 1997; Oct. 10, 1998
ISU: 34, Oct. 10, 1998

FEWEST FIRST DOWNS

UNI: 12, 3 Times
ISU: 8, Oct. 6, 1990

MOST YARDS RUSHING

UNI: 238, Sept. 16, 1972
ISU: 316, Nov. 21, 1987

FEWEST YARDS RUSHING

UNI: 7, Nov. 4, 1989
ISU: 13, Oct. 15, 1988

MOST YARDS PASSING

UNI: 382, Oct. 10, 1998
ISU: 457, Oct. 10, 1998

FEWEST YARDS PASSING

UNI: 28, Sept. 16, 1972

ISU: 40, Nov. 4, 1989

MOST TOTAL PLAYS

UNI: 89, Nov. 2, 1985
ISU: 101, Oct. 10, 1998

FEWEST TOTAL PLAYS

UNI: 58, Oct. 22, 1994
ISU: 56, Oct. 6, 1990

MOST YARDS TOTAL OFFENSE

UNI: 533, Oct. 12, 1996
ISU: 632, Oct. 10, 1998

FEWEST YARDS TOTAL OFFENSE

UNI: 130, Nov. 4, 1989
ISU: 135, Oct. 6, 1990

INDIVIDUAL

MOST YARDS RUSHING

UNI: 119, Jeff Stovall, Oct. 30, 1993
ISU: 194, Vic Northern, Nov. 21, 1987

MOST YARDS PASSING

UNI: 353, Mike Smith, Nov. 22, 1986
ISU: 457, Kevin Glenn, Oct. 10, 1998

MOST RECEPTIONS

UNI: 11, Eddie Berlin, Sept. 30, 2000
ISU: 12, Marquis Mosely, Oct. 4, 1997

MOST YARDS RECEIVING

UNI: 247, Dedric Ward, Oct. 12, 1996
ISU: 183, Vito Golson, Oct. 27, 2001

2002 SERIES GAME RECORDS

NCAA I-AA PLAYOFFS • 85 87 90 91 92 93 94 95 96



INDIANA STATE

(18 Games Played)

TEAM

MOST POINTS

UNI: 49, Nov. 9, 1991; Oct. 21, 2000
ISU: 33, Oct. 20, 1990

FEWEST POINTS

UNI: 0, Sept. 10, 1983
ISU: 7, Oct. 12, 1985

MOST FIRST DOWNS

UNI: 29, Oct. 21, 2000
ISU: 24, Sept. 10, 1983; Oct. 29, 1988

FEWEST FIRST DOWNS

UNI: 7, Sept. 10, 1983
ISU: 10, Nov. 15, 1997

MOST YARDS RUSHING

UNI: 266, Oct. 12, 1985
ISU: 319, Oct. 21, 2000

FEWEST YARDS RUSHING

UNI: 28, Sept. 10, 1983
ISU: 39, Oct. 14, 1989

MOST YARDS PASSING

UNI: 432, Nov. 9, 1991
ISU: 378, Oct. 20, 1990

FEWEST YARDS PASSING

UNI: 88, Sept. 10, 1983

ISU: 47, Oct. 21, 2000

MOST TOTAL PLAYS

UNI: 89, Nov. 15, 1997
ISU: 94, Sept. 10, 1983

FEWEST TOTAL PLAYS

UNI: 50, Sept. 10, 1983
ISU: 57, Oct. 31, 1998

MOST YARDS TOTAL OFFENSE

UNI: 650, Nov. 9, 1991
ISU: 463, Oct. 20, 1990

FEWEST YARDS TOTAL OFFENSE

UNI: 116, Sept. 10, 1983
ISU: 193, Nov. 15, 1997

INDIVIDUAL

MOST YARDS RUSHING

UNI: 151, Errol Peebles, Oct. 12, 1985
ISU: 161, David Wright, Oct. 31, 1992

MOST YARDS PASSING

UNI: 419, Ryan Helming, Oct. 30, 1999
ISU: 378, John Stites, Oct. 20, 1990

MOST RECEPTIONS

UNI: 10, Mike Furrey, Nov. 15, 1997;
Oct. 31, 1998
ISU: 9, Demetrius Dowler, Oct. 31, 1992

MOST YARDS RECEIVING

UNI: 214, Dedric Ward, Nov. 9, 1996
ISU: 187, Steve Elminger, Oct. 29, 1988

WESTERN ILLINOIS

(30 Games Played)

TEAM

MOST POINTS

UNI: 52, Oct. 24, 1987
WIU: 46, Nov. 13, 1999

FEWEST POINTS

UNI: 7, Nov. 14, 1970; Oct. 21, 1978
WIU: 0, Sept. 16, 1967

MOST FIRST DOWNS

UNI: 33, Oct. 24, 1987
WIU: 27, Oct. 11, 1997

FEWEST FIRST DOWNS

UNI: 9, Nov. 14, 1970
WIU: 9, Sept. 16, 1967; Oct. 11, 1970;

Oct. 24, 1987

MOST YARDS RUSHING

UNI: 412, Oct. 13, 1979
WIU: 500, Sept. 14, 1974

FEWEST YARDS RUSHING

UNI: 45, Nov. 13, 1999
WIU: -51, Oct. 5, 1985

MOST YARDS PASSING

UNI: 541, Nov. 13, 1999
WIU: 363, Oct. 5, 1985

FEWEST YARDS PASSING

UNI: 14, Nov. 14, 1970
WIU: 43, Oct. 11, 1980

MOST TOTAL PLAYS

UNI: 103, Oct. 24, 1987
WIU: 92, Nov. 15, 1969

FEWEST TOTAL PLAYS

UNI: 52, Nov. 14, 1992
WIU: 46, Oct. 25, 1986

MOST YARDS TOTAL OFFENSE

UNI: 586, Nov. 13, 1999
WIU: 576, Sept. 14, 1974

FEWEST YARDS TOTAL OFFENSE

UNI: 145, Nov. 14, 1970
WIU: 143, Sept. 16, 1967

INDIVIDUAL

MOST YARDS RUSHING

UNI: 382, Kelly Ellis, Oct. 13, 1979

(NCAA Record)

WIU: 228, Aaron Stecker, Oct. 11, 1997

MOST YARDS PASSING

UNI: 541, Ryan Helming, Nov. 13, 1999
WIU: 363, Paul Singer, Oct. 5, 1985

MOST RECEPTIONS

UNI: 14, Eddie Berlin, Nov. 13, 1999
WIU: 9, Randy Clary, Oct. 1, 1983; Chris Sabino, Sept. 29, 1995

MOST YARDS RECEIVING

UNI: 286, Mike Furrey, Nov. 13, 1999
WIU: 183, Randy Clary, Oct. 1, 1983

SOUTHWEST MISSOURI STATE

(22 Games Played)

TEAM

MOST POINTS

UNI: 41, Oct. 25, 1980
SMS: 37, Sept. 30, 1989

FEWEST POINTS

UNI: 9, Sept. 24, 1988
SMS: 0, Oct. 25, 1980; Sept. 11, 1982;
Nov. 2, 1991

MOST FIRST DOWNS

UNI: 31, Oct. 29, 2000
SMS: 27, Oct. 19, 1996

FEWEST FIRST DOWNS

UNI: 12, Nov. 21, 1992
SMS: 8, Sept. 22, 1984

MOST YARDS RUSHING

UNI: 299, Oct. 6, 2001
SMS: 365, Sept. 30, 1989

FEWEST YARDS RUSHING

UNI: 24, Sept. 17, 1983
SMS: 56, Oct. 16, 1999

MOST YARDS PASSING

UNI: 410, Oct. 29, 2000
SMS: 358, Oct. 19, 1996

FEWEST YARDS PASSING

UNI: 80, Oct. 6, 2001
SMS: 51, Sept. 17, 1994

MOST TOTAL PLAYS

UNI: 87, Oct. 29, 2000
SMS: 90, Oct. 3, 1998

FEWEST TOTAL PLAYS

UNI: 55, Nov. 21, 1992
SMS: 47, Sept. 24, 1988

MOST YARDS TOTAL OFFENSE

UNI: 613, Sept. 27, 1986
SMS: 492, Oct. 19, 1996

FEWEST YARDS TOTAL OFFENSE

UNI: 238, Sept. 11, 1982
SMS: 198, Sept. 22, 1984

INDIVIDUAL

MOST YARDS RUSHING

UNI: 192, Jeff Stovall, Oct. 2, 1993
SMS: 184, Jason Ringena, Oct. 29, 2000

MOST YARDS PASSING

UNI: 410, Ryan Helming, Oct. 29, 2000
SMS: 358, Jeremy Hoog, Oct. 19, 1996

MOST RECEPTIONS

UNI: 12, Eddie Berlin, Oct. 29, 2000
SMS: 10, Dee Debro, Oct. 28, 1995

MOST YARDS RECEIVING

UNI: 189, Scott Francke, Sept. 21, 1985
SMS: 123, Jason Cannon, Oct. 28, 1995

ALL-TIME OPPONENT RECORDS

CAA 1-AA PLAYOFFS • 85 87 90 91 92 93 94 95 96 0



OPPONENT	G	W	L	T	PCT.	FIRST GAME	LAST GAME	LAST UNI	SCORE OPP	OPPONENT	G	W	L	T	PCT.	FIRST GAME	LAST GAME	LAST UNI	SCORE OPP
Akron	2	1	1	0	.500	1978	1979	20	17	Luther	10	6	3	1	.650	1925	1934	0	0
AR-Pine Bluff	1	1	0	0	1.000	1986	1986	36	7	Maine	1	1	0	0	1.000	2001	2001	56	28
Arkansas State	1	1	0	0	1.000	1987	1987	49	28	Mankato State	15	10	2	3	.767	1955	1997	39	15
Arkansas Tech	1	1	0	0	1.000	1980	1980	49	10	Marshall	3	0	3	0	.000	1991	1996	14	31
Augustana	32	23	9	0	.719	1947	1991	45	22	McNeese State	10	6	4	0	.600	1986	1999	41	17
Ball State	1	1	0	0	1.000	2001	2001	42	39	Minnesota	1	0	1	0	.000	1987	1987	7	24
Boise State	2	0	2	0	.000	1990	2000	17	42	Minnesota-Morris	1	0	1	0	.000	1979	1979	0	13
Boston University	1	0	1	0	.000	1993	1993	21	27	Montana	4	0	4	0	.000	1981	2001	0	38
Bowling Green	1	0	1	0	.000	1947	1947	7	19	Montana State	2	1	1	0	.500	1986	1987	53	7
Bradley	4	4	0	0	1.000	1958	1962	27	6	Moorhead State	1	1	0	0	1.000	1993	1993	48	0
Buena Vista	6	4	2	0	.667	1916	1927	6	0	Morgan State	2	2	0	0	1.000	1988	1991	56	6
Cal Poly	5	4	1	0	.800	1997	2001	31	13	Morningside	50	36	11	3	.750	1903	2000	47	14
Camp Dodge	1	1	0	0	1.000	1918	1918	19	0	Murray State	1	1	0	0	1.000	1995	1995	35	34
Camp Funston	1	0	1	0	.000	1917	1917	0	32	Nebraska-Omaha	12	6	5	1	.542	1936	1981	42	13
Cedar Falls HS	1	1	0	0	1.000	1896	1896	6	2	Nevada-Las Vegas	1	0	1	0	.000	1975	1975	30	48
Cedar Valley Sem.	1	1	0	0	1.000	1896	1896	12	0	Nevada-Reno	1	0	1	0	.000	1982	1982	0	37
Central (IA)	1	1	0	0	1.000	1945	1945	38	14	NE Louisiana	1	0	1	0	.000	1987	1987	41	44
Central Michigan	4	0	4	0	.000	1953	1970	9	27	NE Missouri St.	8	5	3	0	.625	1925	1985	41	34
Central Missouri	2	2	0	0	1.000	1983	1984	34	0	Northern Arizona	2	1	1	0	.500	1988	1990	36	16
Central Washington	1	1	0	0	1.000	1999	1999	44	7	Northern Illinois	3	2	1	0	.667	1927	1964	9	14
Charles City	3	3	0	0	1.000	1905	1909	28	0	Northern Michigan	17	5	12	0	.294	1963	1984	44	24
Coe	31	13	16	2	.452	1895	1953	21	7	North Dakota	37	25	12	0	.676	1936	1978	35	17
Clarion Univ.	1	1	0	0	1.000	1990	1990	52	12	North Dakota St.	40	22	18	0	.550	1938	1982	7	12
Colorado State	2	0	1	1	.250	1925	1926	0	12	NW Missouri St.	3	3	0	0	1.000	1983	1985	49	0
Cornell (IA)	16	9	5	2	.625	1899	1935	0	0	Ohio University	1	1	0	0	1.000	1999	1999	36	21
Creighton (NE)	3	1	2	0	.333	1904	1940	0	20	Oklahoma State	1	0	1	0	.000	1990	1990	23	33
Dayton	1	0	1	0	.000	1948	1948	7	33	Parsons	8	4	3	1	.563	1920	1929	19	6
Delaware State	1	1	0	0	1.000	1985	1985	37	17	Pittsburgh	1	0	1	0	.000	1988	1988	10	59
Des Moines	7	4	3	0	.571	1901	1928	12	7	Prairie View A&M	1	1	0	0	1.000	2000	2000	60	14
Drake	43	17	25	1	.407	1900	1985	9	24	Reinbeck HS	1	1	0	0	1.000	1896	1896	28	10
Dubuque	7	2	4	1	.357	1914	1924	19	6	St. Ambrose	2	0	1	1	.250	1923	1924	0	3
Eastern Illinois	22	15	6	1	.705	1975	2001	49	43	St. Cloud State	3	3	0	0	1.000	1976	1996	44	7
E. Kentucky	1	0	1	0	.000	1971	1971	7	21	St. Thomas	2	1	0	1	.750	1926	1927	6	6
E. Michigan	9	4	5	0	.444	1930	1998	13	10	Simpson	18	6	9	3	.417	1900	1940	52	7
E. Washington	4	4	0	0	1.000	1985	1994	27	17	South Dakota	39	21	17	1	.551	1899	1982	41	24
Ellsworth JC	17	13	4	0	.765	1897	1925	30	0	South Dakota St.	40	22	16	2	.575	1935	1979	7	14
Emporia State	4	2	2	0	.500	1938	1948	0	26	SE Missouri St.	2	1	1	0	.500	1980	1982	17	20
Evansville	1	1	0	0	1.000	1980	1980	63	33	Southern Illinois	20	12	8	0	.600	1965	2001	19	14
Fairbank HS	1	1	0	0	1.000	1908	1908	54	0	Southern Utah	2	2	0	0	1.000	1996	1997	53	33
Fort Hays	1	1	0	0	1.000	1989	1989	43	15	SW Missouri St.	22	18	4	0	.818	1980	2001	27	3
Ferris State	1	1	0	0	1.000	1989	1989	39	3	Southwest State	1	1	0	0	1.000	1999	1999	55	14
Georgia Southern	1	0	1	0	.000	1985	1985	33	40	SW Texas State	2	1	1	0	.500	1993	1994	19	20
Grand Valley	1	1	0	0	1.000	1981	1981	21	20	Stephen F. Austin	4	3	1	0	.750	1995	2000	37	30
Grinnell	15	5	7	3	.433	1899	1938	10	0	Still	1	1	0	0	1.000	1921	1921	66	0
Hamline	2	1	1	0	.500	1945	1946	46	6	Upper Iowa	20	10	7	3	.575	1895	1928	13	13
Haskell	1	1	0	0	1.000	1936	1936	21	0	Waterloo HS	7	7	0	0	1.000	1896	1912	39	0
Hastings	1	1	0	0	1.000	1955	1955	26	7	Waterloo YMCA	1	1	0	0	1.000	1898	1898	23	0
Hillsdale	1	0	1	0	.000	1960	1960	6	17	Wayne State (MI)	1	1	0	0	1.000	2001	2001	34	14
Idaho	6	2	4	0	.333	1981	1995	12	16	Wayne State (NE)	2	2	0	0	1.000	1976	1988	77	0
Idaho State	2	2	0	0	1.000	1990	1992	49	11	Weber State	3	2	1	0	.667	1978	1991	38	21
Illinois State	18	12	6	0	.667	1972	2001	14	42	Western Illinois	30	20	10	0	.667	1967	2001	17	14
Indiana State	18	15	3	0	.833	1983	2001	34	13	Western Kentucky	5	3	2	0	.600	1975	2001	24	23
Iowa	13	1	12	0	.077	1898	1997	0	66	Western Michigan	17	4	11	2	.294	1930	1949	6	20
Iowa State	21	3	15	3	.214	1899	2001	0	45	Western Union	2	1	1	0	.500	1923	1926	23	0
Iowa Training	3	2	0	1	.833	1903	1905	12	6	Wheaton	1	1	0	0	1.000	1960	1960	21	18
Iowa Wesleyan	7	7	0	0	1.000	1914	1928	34	0	William & Mary	1	1	0	0	1.000	1996	1996	38	35
Jacksonville St.	1	1	0	0	1.000	1993	1993	35	14	William Penn	20	10	5	5	.750	1901	1932	13	0
Kansas State	3	3	0	0	1.000	1985	1989	10	8	Winona State	3	3	0	0	1.000	1984	1998	66	7
Kansas St.-Pitt.	4	3	1	0	.750	1940	1974	31	22	WI-LaCrosse	1	1	0	0	1.000	1983	1983	41	0
Lamar Tech	1	1	0	0	1.000	1964	1964	19	17	WI-Platteville	1	1	0	0	1.000	1915	1915	82	0
Leander Clark	6	2	1	3	.583	1897	1913	0	0	WI-Stevens Point	1	1	0	0	1.000	1972	1972	40	6
Lennox	6	4	2	0	.667	1895	1910	63	0	WI-Whitewater	4	4	0	0	1.000	1975	1984	73	7
Light Guards	1	0	1	0	.000	1902	1902	8	16	Woodbine	1	1	0	0	1.000	1901	1901	12	6
Lock Haven	1	1	0	0	1.000	1995	1995	55	10	Wyoming	1	0	1	0	.000	1993	1993	42	45
Loras	11	7	2	2	.727	1909	1945	19	14	Youngstown State	16	10	6	0	.625	1978	2001	30	11

2002 PLAYOFFS

NCAA 1-AA PLAYOFFS • 85 87 90 91 92 93 94 95 96

2002 NCAA 1-AA PLAYOFF INFORMATION

FIRST ROUNDS November 30, 2002
(Campus Sites)
QUARTERFINALS December 7, 2002
(Campus Sites)
SEMIFINALS December 14, 2002
(Campus Sites)
CHAMPIONSHIP December 20, 2002
Max Finley Stadium,
Chattanooga, TN
HOST University of Tennessee at Chattanooga


PAST CHAMPIONSHIP GAMES & RESULTS

2001 Montana 13, Furman 6
 Chattanooga, TN
 2000 Georgia Southern 27, Montana 25
 Chattanooga, TN
 1999 Georgia Southern 59, Youngstown State 24
 Chattanooga, TN
 1998 Massachusetts 55, Georgia Southern 43
 Chattanooga, TN
 1997 Youngstown State 10, McNeese State 9
 Chattanooga, TN
 1996 Marshall 49, Montana 29
 Huntington, WV
 1995 Montana 22, Marshall 20
 Huntington, WV
 1994 Youngstown State 28, Boise State 14
 Huntington, WV
 1993 Youngstown State 17, Marshall 5
 Huntington, WV
 1992 Marshall 31, Youngstown State 28
 Huntington, WV
 1991 Youngstown State 25, Marshall 17
 Statesboro, GA
 1990 Georgia Southern 36, Nevada 13
 Statesboro, GA
 1989 Georgia Southern 37, Stephen F. Austin 34
 Statesboro, GA
 1988 Furman 17, Georgia Southern 12
 Pocatello, ID
 1987 Northeast Louisiana 43, Marshall 42
 Pocatello, ID
 1986 Georgia Southern 48, Arkansas State 21
 Tacoma, WA
 1985 Georgia Southern 44, Furman 42
 Tacoma, WA
 1984 Montana State 19, Louisiana Tech 6
 Charleston, SC
 1983 Southern Illinois 43, Western Carolina 7
 Charleston, SC
 1982 Eastern Kentucky 17, Delaware 14
 Wichita Falls, TX
 1981 Idaho State 34, Eastern Kentucky 23
 Wichita Falls, TX

1980 Boise State 31, Eastern Kentucky 29
 Sacramento, CA
 1979 Eastern Kentucky 30, Lehigh 7
 Orlando, FL
 1978 Florida A&M 35, Massachusetts 28
 Wichita Falls, TX

TEAM-BY-TEAM PLAYOFF APPEARANCES

TEAM (APPEARANCES-LAST)	RECORD	TEAM (APPEARANCES-LAST)	RECORD
Akron (1-1985)	0-1	Middle Tennessee State (7-1994)	6-7
Alcorn State (3-1994)	0-3	Mississippi Valley State (1-1984)	0-1
Appalachian State (11-2001)	8-11	Montana (12-2001)	18-10
Arkansas State (4-1987)	6-4	Montana State (1-1984)	3-0
Boise State (5-1994)	8-4	Murray State (4-1996)	1-4
Boston University (5-1994)	2-5	Nevada (7-1991)	9-7
Central Florida (2-1993)	2-2	New Hampshire (2-1994)	0-2
Tenn-Chattanooga (1-1984)	0-1	Nicholls State (2-1996)	1-2
The Citadel (3-1992)	1-3	North Carolina A&T (3-1999)	1-3
Colgate (5-1999)	1-5	North Texas (4-1994)	0-4
Delaware (11-2000)	11-11	Northeast Louisiana (4-1993)	5-3
East Tennessee State (1-1996)	1-1	Northern Arizona (3-2001)	0-3
Eastern Illinois (8-2001)	3-8	Northern Iowa (10-2001)	11-10
Eastern Kentucky (17-1997)	16-15	Northwestern State (4-2001)	3-4
Eastern Washington (3-1997)	3-3	Portland State (1-2000)	0-1
Florida A&M (7-2001)	5-6	Rhode Island (3-1985)	2-3
Furman (11-2001)	14-10	Richmond (4-2000)	2-4
Georgia Southern (13-2001)	36-7	Samford (2-1992)	2-2
Grambling (3-1989)	0-3	Sam Houston State (3-2001)	1-3
Hampton (2-1998)	0-2	South Carolina State (2-1982)	2-2
Hofstra (5-2001)	2-5	Southern Illinois (1-1983)	3-0
Holy Cross (1-1983)	0-1	Southwest Missouri State (2-1990)	1-2
Howard (1-1993)	0-1	Stephen F. Austin (4-1995)	6-4
Idaho (11-1995)	6-11	Tennessee State (5-1999)	2-5
Idaho State (2-1983)	3-1	Troy State (7-2000)	5-7
Illinois State (2-1999)	2-2	Villanova (5-1997)	1-5
Indiana State (2-1984)	1-2	Weber State (2-1991)	1-2
Jackson State (12-1997)	0-12	Western Carolina (1-1983)	3-1
James Madison (5-1999)	2-5	Western Illinois (6-2000)	3-6
Lehigh (6-2001)	4-6	Western Kentucky (5-2001)	3-5
Louisiana Tech (2-1984)	4-2	William & Mary (6-2001)	2-6
Maine (3-2001)	1-3	Youngstown State (10-2000)	23-6
Marshall (8-1996)	23-6		
Massachusetts (5-1999)	6-4		
McNeese State (9-2001)	8-9		



Reviewing 2001



2001 STATISTICS

NCAA 1-AA PLAYOFFS • 85 87 90 91 92 93 94 95 96

2001 RESULTS (11-3, 6-1)

Date	Opponent	Score	Attendance
Aug. 30	WAYNE STATE (MI)	34-14 W	9,210
Sept. 8	Iowa State	0-45 L	47,092
Sept. 22	Ball State	42-39 W	10,787
Sept. 29	#2 YOUNGSTOWN STATE*	30-11 W	12,518
Oct. 6	Southwest Missouri State*	27-3 W	12,592
Oct. 13	SOUTHERN ILLINOIS*	19-14 W	13,455
Oct. 20	#12 Western Illinois*	17-14 W	15,637
Oct. 27	Illinois State*	14-42 L	10,173
Nov. 3	INDIANA STATE*	34-13 W	11,025
Nov. 10	#6 Western Kentucky*	24-23 W	10,300
Nov. 17	CAL POLY	31-13 W	10,612
Dec. 1	#3 Eastern Illinois+	49-43 W	6,824
Dec. 8	#16 MAINE+	56-28 W	9,525
Dec. 15	#1 Montana+	0-38 L	18,848

*Gateway Football Conference Game

+NCAA 1-AA Playoffs

TEAM STATISTICS (14 GAMES)

	UNI	OPP
SCORING	377	340
Points Per Game	26.9	24.3
FIRST DOWNS	268	281
Rushing	145	138
Passing	102	119
Penalty	21	24
RUSHING YARDAGE	2,679	2,498
Yards Gained	2,942	2,822
Yards Lost	263	324
Attempts	618	552
Average Per Rush	4.3	4.5
Average Per Game	191.4	178.4
TDs	28	23
PASSING YARDAGE	2,309	2,743
Att-Com-Int	340-183-17	397-222-15
Average Per Attempt	6.8	6.9
Average Per Catch	12.6	12.4
Average Per Game	164.9	195.9
TDs	12	20
TOTAL OFFENSE	4,988	5,241
Total Plays	958	949
Average Per Play	5.2	5.5
Average Per Game	356.3	374.4
KICKOFF RETURNS	55-1,172	49-883
Average	21.3	18.0
PUNT RETURNS	37-470	24-296
Average	12.7	12.3
INTERCEPTION RETURNS	15-140	17-165
Average	9.3	9.7
FUMBLES-LOST	15-8	30-14
PENALTIES-YARDS	80-720	91-769
Average Per Game	51.4	54.9
PUNTS-YARDS	65-2,445	68-2,752
Average Per Punt	37.6	40.5
Net Punting	33.1	33.6
3RD DOWN CONVERSIONS	208-89	194-78
Percentage	.428	.402
FIELD GOALS-ATTEMPTS	25-18	16-8
PAT KICKS-ATTEMPTS	46-43	45-41
ATTENDANCE	198,598	
Games/Average Per Game	14/14,186	

SCORING BY QUARTER

	1st	2nd	3rd	4th	Total
UNI	117	76	103	81	377
Opponents	77	128	77	58	340

RUSHING (Returning Players in Bold)

Player	G/S	Att	Gain	Loss	Net	Avg	TD	Long	Avg/G
Adam Bengé	14/8	241	1404	21	1,383	5.7	16	63	98.8
Richard Carter	14/7	223	1,011	54	957	4.3	8	48	68.4
Tom Petrie	10/8	84	353	121	232	2.8	2	17	23.2
Moses Joseph	14/0	6	41	0	41	6.8	0	22	2.9
Michael Fiech	9/0	8	27	0	27	3.4	0	6	3.0
Jim Lizzi	5/1	7	26	0	26	3.7	0	6	3.7
Levi Lyle	14/0	7	24	0	24	3.4	1	7	1.7
Mark Moothart	14/8	8	18	0	18	2.3	0	4	1.3
Anthony Howard	14/0	1	3	0	3	3.0	0	3	0.2
Marlus Mays	14/14	1	1	0	1	1.0	0	1	0.1
Reid Seitz	13/2	1	0	0	0	0.0	0	0	0.0
Jake Soliday	14/14	1	0	2	-2	-2.0	0	0	-0.1
Team	14/14	7	0	9	-9	-1.3	0	0	-0.6
Griff Jurgens	8/6	23	34	56	-22	1.0	1	7	-2.8
UNI	14	618	2,942	263	2,679	4.3	28	63	191.4
Opponents	14	552	2,822	324	2,498	4.5	23	-	178.4

RECEIVING (Returning Players in Bold)

Player	G/S	No.	Yds	Avg	TD	Long	Avg/G
Jake Soliday	14/14	56	907	16.2	8	16.2	64.8
Ryan Hannam	14/14	43	404	9.4	0	27	28.9
Marlus Mays	14/14	31	539	17.4	2	47	38.5
Reid Seitz	13/2	29	240	8.3	2	30	18.5
Adam Bengé	14/8	10	44	4.4	0	10	3.1
Ryan Walter	14/3	5	42	8.4	0	16	3.0
Ben Sanderson	14/0	4	113	28.3	0	57	8.1
Justin Sandy	13/0	2	17	8.5	0	9	1.3
Mark Moothart	14/8	2	9	4.5	0	8	0.6
Richard Carter	14/7	1	-6	-6.0	0	0	-0.4
UNI	14	183	2,309	12.6	12	66	164.9
Opponents	14	222	2,743	12.4	20	-	195.9

PASSING (Returning Players in Bold)

Player	G/S	Eff.	Att-Comp-Int	Pct	Yds	TD	Lng	Avg/G
Tom Petrie	10/8	104.2	209-107-12	.512	1,330	7	66	133.0
Griff Jurgens	8/6	126.7	130-76-5	.585	979	5	57	122.4
Team	14	0.0	1-0-0	.000	0	0	0	0.0
UNI	14	112.5	340-183-17	.538	2,309	12	66	164.9
Opponents	14	123.0	397-222-15	.559	2,743	20	-	195.9

KICK RETURNS (Returning Players in Bold)

Player	No.	Yds	Avg	TD	Long
Adam Bengé	25	588	23.5	0	66
Ben Sanderson	9	299	33.2	1	87
Michael Lewis	5	101	20.2	0	26
Daryon Brutley	5	93	18.6	0	20
Mark Moothart	3	29	9.7	0	23
Levi Lyle	3	32	10.7	0	19
Michael Fiech	1	14	14.0	0	14
Reid Seitz	1	13	13.0	0	13
Tyler Johnson	1	0	0.0	0	0
Justin Sandy	1	0	0.0	0	0
Ryan Walter	1	3	3.0	0	3
UNI	55	1,172	21.3	1	87
Opponents	49	883	18.0	0	-

2001 STATISTICS

CAA I-AA PLAYOFFS • 85 87 90 91 92 93 94 95 96 01

PUNT RETURNS (Returning Players in Bold)

Player	No.	Yds	Avg	TD	Long
Jake Soliday	27	355	13.2	2	73
Ben Sanderson	10	115	11.5	0	45
UNI	37	470	12.7	2	73
Opponents	24	296	12.3	0	-

INTERCEPTIONS (Returning Players in Bold)

Player	No.	Yds	Avg	TD	Long
Brent Browner	6	13	2.2	0	13
Ken Harris	3	78	26.0	1	47
Daryon Brutley	2	42	21.0	0	42
Matt Mitchell	1	0	0.0	0	0
Carlos Dallis	1	0	0.0	0	0
Chris Stimmel	1	7	7.0	0	7
Terrell Morgan	1	0	0.0	0	0
UNI	15	140	9.3	1	47
Opponents	17	165	9.7	0	-

PUNTING (Returning Players in Bold)

Player	No.	Yds	Avg	Long	In20	BL	P/G
Derrick Frost	62	2,457	39.6	65	19	0	4.4
Team	3	-12	-4.0	0	0	3	0.2
UNI	65	2,445	37.6	65	19	3	4.6
Opponents	68	2,752	40.5	-	20	1	4.9

FIELD GOALS (Returning Players in Bold)

Player	FGM-FGA	Pct.	1-19	20-29	30-39	40-49	50+	Lg	BL
Mackenzie Hoambrecker	18-25	.720	0-0	7-7	7-9	4-5	0-4	45	0
UNI	18-25	.720	0-0	7-7	7-9	4-5	0-4	45	3
Opponents	8-16	.500	0-0	2-4	4-6	2-6	0-0	-	3

FG SEQUENCE

	UNI	Opponents
Wayne State (MI)	(20), (21), 54, 48	40, 28
Iowa State	52	(47), 31
Ball State	(44), (33)	(37), 48, 26
Youngstown State	(37), 52	(49)
Southwest Missouri State	(30), (32)	(28)
Southern Illinois	(44), (34)	32
Western Illinois	(22)	42, 44
Illinois State	-	-
Indiana State	(32), 38, (33)	-
Western Kentucky	(28)	(28)
Cal Poly	(25)	(35), (34)
Eastern Illinois	(45), 50, (27)	-
Maine	(41), (24)	-
Montana	32	(36)

() Field Goals Made

POINT AFTER CONV. (Returning Players in Bold)

Player	Kicks	Rush	Rec.	Total
Mackenzie Hoambrecker	41-43	0-0	0-0	41-43
Adam Benge	0-0	0-0	1-1	1-1
Ryan Hannam	0-0	0-0	1-1	1-1
Tom Petrie	0-0	0-1	0-0	0-1
UNI	41-43	0-1	2-2	43-46
Opponents	38-40	1-2	2-3	41-45

TOTAL OFFENSE (Returning Players in Bold)

Player	Plays	Rush	Pass	Total	TD	Avg/G
Tom Petrie	293	232	1,330	1,562	9	156.2
Adam Benge	241	1,383	0	1,383	16	98.8
Richard Carter	223	957	0	957	8	68.4
Griff Jurgens	153	-22	979	957	6	119.6
Moses Joseph	6	41	0	41	0	2.9
Michael Fiech	8	27	0	27	0	3.0
Jim Lizzi	7	26	0	26	0	5.2
Levi Lyle	7	24	0	24	1	1.7
Mark Moothart	8	18	0	18	0	1.3
Anthony Howard	1	3	0	3	0	0.2
Marlus Mays	1	1	0	1	0	0.1
Reid Seitz	1	0	0	0	0	0.0
Jake Soliday	1	-2	0	-2	0	-0.1
Team	8	-9	0	-9	0	-0.6
UNI	958	2,679	2,309	4,988	40	356.3

SCORING (Returning Players in Bold)

Player	TD	FGs	PATs	DXP	Saf	Pts
Adam Benge	16	0-0	1-1	0	0	98
Mackenzie Hoambrecker	0	18-25	41-43	0	0	95
Jake Soliday	10	0-0	0-0	0	0	60
Richard Carter	8	0-0	0-0	0	0	48
Ken Harris	2	0-0	0-0	0	0	12
Tom Petrie	2	0-0	0-0	0	0	12
Reid Seitz	2	0-0	0-0	0	0	12
Marlus Mays	2	0-0	0-0	0	0	12
Daryon Brutley	1	0-0	0-0	1	0	6
Griff Jurgens	1	0-0	0-0	0	0	6
Ben Sanderson	1	0-0	0-0	0	0	6
Levi Lyle	1	0-0	0-0	0	0	6
Ryan Hannam	0	0	1-1	0	0	2
UNI	45	18-25	20-27	1	0	377
Opponents	45	8-16	41-45	0	1	340

ALL-PURPOSE (Returning Players in Bold)

Player	G	Rush	Rec	PR	KOR	Tot	Avg/G
Adam Benge	14	1,383	44	0	588	2,015	143.9
Jake Soliday	14	-2	907	355	0	1,260	90.0
Richard Carter	14	957	-6	0	0	951	67.9
Marlus Mays	14	1	539	0	0	540	38.6
Ben Sanderson	14	0	113	115	299	527	37.6
Ryan Hannam	14	0	404	0	0	404	28.9
Reid Seitz	13	0	240	0	13	253	19.5
Tom Petrie	10	232	0	0	0	232	23.2
Michael Lewis	2	0	0	0	101	101	50.5
Daryon Brutley	14	0	0	0	93	93	6.6
Mark Moothart	14	18	9	0	29	56	4.0
Levi Lyle	14	24	0	0	32	56	4.0
Ryan Walter	14	0	42	0	3	45	3.2
Moses Joseph	14	41	0	0	0	41	2.9
Michael Fiech	9	27	0	0	14	41	4.6
Jim Lizzi	5	26	0	0	0	26	5.2
Justin Sandy	13	0	17	0	0	17	1.3
Anthony Howard	14	3	0	0	0	3	0.2
Tyler Johnson	6	0	0	0	0	0	0.0
Team	14	-9	0	0	0	-9	-0.6
Griff Jurgens	8	-22	0	0	0	-22	-2.8
UNI	14	2,679	2,309	470	1,172	6,630	473.6
Opponents	14	2,498	2,743	296	883	6,420	458.6

2001 DEFENSIVE STATISTICS

NCAA 1-AA PLAYOFFS • 85 87 90 91 92 93 94 95 96

PLAYER	G/S	UT	AT	TT	SACKS	TFL	FF	FREC	BLKS	PD	INT
Adam Vogt	14/14	93	67	160	0-0	12-24	1	0	1	4	0
Casey Tierney	14/14	78	49	127	1-7	7-9	1	3	0	2	0
Ken Harris	14/14	71	55	126	1-1	2-2	1	1	0	2	3
Carlos Dallis	14/13	92	34	126	1-3	14-30	1	0	0	1	1
Chris Stimmel	14/14	69	46	115	0-0	0-0	0	0	0	3	1
Terrell Morgan	14/13	43	42	85	4-8	3-9	1	3	0	1	1
Robert Hamre	14/14	49	33	82	2-16	5-11	0	1	0	3	0
Matt Mitchell	14/14	46	27	73	11-46	7-8	4	2	0	5	1
Brent Browner	14/14	45	14	59	0-0	3-10	1	1	4	5	6
Daryon Brutley	14/14	37	13	50	0-0	0-0	1	1	0	12	2
Jason Boehlke	13/13	26	20	46	5-17	4-10	2	1	1	1	0
Justin Heins	10/0	16	9	25	2-15	1-8	1	0	0	0	0
Justin Jansen	13/0	17	4	21	0-0	0-0	0	0	0	0	0
Justin Sandy	13/0	11	6	17	0-0	0-0	1	0	0	1	0
Moses Joseph	14/0	12	4	16	0-0	0-0	0	1	0	2	0
Levi Lyle	14/0	11	5	16	0-0	0-0	0	0	0	0	0
Danny Banks	14/3	10	6	16	2-4	1-3	0	0	0	0	0
Titus Ivory	14/0	6	9	15	0-0	0-0	0	0	0	0	0
Derrick Frost	14/14	5	3	8	0-0	0-0	1	0	0	0	0
Anthony Howard	14/0	4	3	7	0-0	0-0	0	0	0	0	0
Michael Fiech	9/0	4	2	6	0-0	0-0	0	0	0	0	0
Chris Gustafson	5/0	2	3	5	0-0	0-0	0	0	0	0	0
Ryan Hannam	14/14	2	3	5	0-0	0-0	0	0	0	0	0
DeMarus Davis	3/0	0	4	4	0-0	0-0	0	0	0	0	0
Ben Sanderson	14/0	2	1	3	0-0	0-0	0	0	0	0	0
Ryan Arnold	6/0	1	2	3	0-0	0-0	0	0	0	0	0
Raishaun Henderson	6/0	2	1	3	0-0	0-0	0	0	0	2	0
Zach Stien	3/0	2	1	3	0-0	0-0	0	0	0	0	0
Adam Benge	14/8	2	0	2	0-0	0-0	0	0	0	0	0
Brad Richtsmeier	9/0	1	0	1	0-0	0-0	0	0	0	0	0
Seth Last	4/0	0	1	1	0-0	0-0	0	0	0	0	0
Richard Carter	14/7	1	0	1	0-0	0-0	0	0	0	0	0
Chad Setterstrom	12/12	0	1	1	0-0	0-0	0	0	0	0	0
Jake Soliday	14/14	1	0	1	0-0	0-0	0	0	0	0	0
James Moyer	5-0	1	0	1	0-0	0-0	0	0	0	0	0
UNI	14	762	468	1,230	29-117	59-124	16	14	6	44	15
Opponents	14	529	528	1,057	23-135	87-272	9	8	3	55	15



2001 Single Game Superlatives

Rush Attempts: UNI—29, Adam Bengé at Eastern Illinois
Opp—23, Willie Watts (Illinois State)

Rush Yards: UNI—177, Adam Bengé at Eastern Illinois
Opp—158, Willie Watts (Illinois State)

Rush TDs: UNI—4, Adam Bengé at Eastern Illinois
Opp—2, Several

Pass Attempts: UNI—32, Tom Petrie at Illinois State; Griff Jurgens at Western Kentucky
Opp—44, Jake Eaton (Maine)

Pass Completions: UNI—20, Griff Jurgens at Western Kentucky
Opp—29, Jake Eaton (Maine)

Consecutive Completions: UNI—11, Griff Jurgens vs. Indiana State
Opp—10, Jake Eaton (Maine)

Pass Interceptions: UNI—5, Tom Petrie at Iowa State
Opp—3, Jason Charron (Wayne State)

Pass Yards: UNI—299, Griff Jurgens vs. Maine
Opp—386, Tony Romo (Eastern Illinois)

Pass TDs: UNI—2, Tom Petrie vs. Wayne State, at Ball State; Griff Jurgens vs. Maine
Opp—5, Tony Romo (Eastern Illinois)

Receptions: UNI—8, Jake Soliday at Illinois State; Ryan Hannam at Western Kentucky
Opp—14, Stefan Gomes (Maine)

Reception Yards: UNI—152, Jake Soliday vs. Wayne State
Opp—217, Frank Cutolo (Eastern Illinois)

Reception TDs: UNI—2, Jake Soliday vs. Wayne State, vs. Maine
Opp—3, Frank Cutolo (Eastern Illinois)

Punts: UNI—8, Derrick Frost at Western Illinois
Opp—8, David Grandt (Southern Illinois); Seth Burford (Cal Poly)

Punt Avg.: UNI—46.3, Derrick Frost vs. Wayne State
Opp—54.7, Ryan Hoffman (Illinois State)

Punt Returns: UNI—4, Jake Soliday vs. Southern Illinois; vs. Cal Poly
Opp—3, JaMain Billips (Iowa State); Antonio Veals (Western Kentucky)

Punt Return Yds: UNI—107, Jake Soliday vs. Southern Illinois
Opp—73, Levander Segars (Montana)

PATs Kicked: UNI—6, Mackenzie Hoambrecker vs. Maine
Opp—6, Tony Yelk (Iowa State); Stephen Carroll (Illinois State)

PATs Attempted: UNI—6, Mackenzie Hoambrecker at Eastern Illinois, vs. Maine
Opp—6, Tony Yelk (Iowa State), Stephen Carroll (Illinois State)

Field Goals Kicked: UNI—2, Mackenzie Hoambrecker vs. Several
Opp—2, Navid Niakan (Cal Poly)

Field Goals Attempted: UNI—4, Mackenzie Hoambrecker vs. Wayne State
Opp—3, Thomas Pucke (Ball State)

Kickoff Returns: UNI—5, Michael Lewis at Iowa State
Opp—6, Brandon Robinson (Eastern Illinois)

Kickoff Return Yds: UNI—119, Ben Sanderson vs. Cal Poly
Opp—142, Brandon Robinson (Eastern Illinois)

Total Offense Attempts: UNI—43, Tom Petrie at Illinois State
Opp—53, Jake Eaton (Maine)

Total Offense Yds: UNI—285, Griff Jurgens vs. Maine
Opp—371, Tony Romo (Eastern Illinois)

Touchdowns: UNI—4, Adam Bengé at Eastern Illinois
Opp—3, Frank Cutolo (Eastern Illinois)

All-Purpose Yds: UNI—232, Adam Bengé at Eastern Illinois
Opp—240, Jerald Burley (Youngstown State)

Points: UNI—24, Adam Bengé at Eastern Illinois
Opp—18, Frank Cutolo (Eastern Illinois)

Team Statistics

NORTHERN IOWA TOTALS

	Rushing	Passing	Toff.	1st Downs	Time	Points
Wayne State (MI)	48=192	28-13-1=222	76=414	12-6-3	35:27	34
@Iowa State	41=183	30-10-6=116	71=299	10-6-1	30:53	0
@Ball State	32=124	26-15-0=213	58=337	6-11-2	22:38	42
Youngstown State	50=300	17-12-2=114	67=414	14-5-2	29:47	30
@Southwest Missouri State	54=299	11-8-1=80	65=379	13-7-2	31:52	27
Southern Illinois	48=196	23-14-2=136	71=332	13-7-0	31:06	19
@Western Illinois	47=157	27-11-0=122	74=279	9-5-3	17	
@Illinois State	38=116	32-17-1=174	70=290	6-9-1	24:05	14
Indiana State	49=248	16-14-0=112	65=360	14-5-3	34:11	34
@Western Kentucky	41=141	33-20-0=174	74=315	9-10-1	28:24	24
Cal Poly	50=231	18-9-1=133	68=364	13-5-1	30:45	31
@Eastern Illinois	52=241	29-16-0=235	81=476	11-11-1	35:17	49
Maine	34=181	26-12-2=299	60=480	9-8-1	28:30	56
@Montana	34=70	24-12-1=179	58=249	6-7-0	26:46	0

OPPONENT TOTALS

	Rushing	Passing	Toff.	1st Downs	Time	Points
Wayne State (MI)	20=95	41-19-3=163	61=258	5-8-2	24:33	14
@Iowa State	45=249	18-9-0=88	63=337	9-6-1	29:07	45
@Ball State	56=235	32-20-1=271	88=506	18-13-3	37:22	39
Youngstown State	42=179	28-18-3=185	70=364	9-10-0	30:13	11
@Southwest Missouri State	37=191	35-18-0=167	72=358	9-10-2	28:08	3
Southern Illinois	41=235	30-15-1=123	71=358	10-5-2	28:54	14
@Western Illinois	40=112	26-12-0=265	66=377	4-10-2	28:35	14
@Illinois State	45=216	27-17-1=319	72=535	10-14-4	26:36	42
Indiana State	34=106	13-7-1=93	47=199	6-4-1	25:49	13
@Western Kentucky	58=274	12-3-1=12	61=286	13-1-0	31:36	23
Cal Poly	26=39	47-25-2=246	73=285	2-13-2	29:15	13
@Eastern Illinois	26=139	35-22-2=386	61=525	6-14-3	24:43	43
Maine	34=145	44-29-1=330	78=475	8-16-1	31:30	28
@Montana	48=283	18-10-0=95	66=378	18-3-2	33:14	28

In the Redzone in 2001

Team	In20	TDs	FGS	No Score
UNI	50	30	13	7
Opp	43	28	6	10

Who Scores First in 2001

When UNI Scored First	8-0
When Opp Scored First	3-3

End of First Quarter

When UNI Leads	9-0
When Opponent Leads	1-2
When Game is Tied	1-1

Halftime

When UNI Leads	8-0
When Opponent Leads	2-3
When Game is Tied	1-0

End of Third Quarter

When UNI Leads	9-0
When Opponent Leads	1-3
When Game is Tied	1-0

2001 GAME-BY-GAME STATISTICS

NCAA I-AA PLAYOFFS • 85 87 90 91 92 93 94 95 96



2001 Game-by-Game Starters (Returning Players in Bold)

OFFENSE

GAME	WSU	IAS	BSU	YSU	SMS	SIU	WIU	ILS	INS	WKU	CPU	EIU	UM	UM
WR	Soliday	Soliday	Soliday	Soliday	Soliday	Soliday	Soliday	Soliday	Soliday	Soliday	Soliday	Soliday	Soliday	Soliday
OT	Deike	Deike	Deike	Deike	Deike	Deike	Deike	Deike	Deike	Deike	Deike	Deike	Deike	Deike
OG	Brelsford	Brelsford	Brelsford	Brelsford	Jongejeugd	Brelsford	Brelsford	Brelsford	Brelsford	Brelsford	Brelsford	Brelsford	Brelsford	Brelsford
C	Ozbun	Ozbun	Ozbun	Ozbun	Ozbun	Ozbun	Ozbun	Ozbun	Ozbun	Ozbun	Ozbun	Ozbun	Ozbun	Ozbun
OG	Zehr	Zehr	Zehr	Zehr	Zehr	Zehr	Zehr	Zehr	Zehr	Zehr	Zehr	Zehr	Zehr	Zehr
OT	Bohner	Setterstrom	Setterstrom	Setterstrom	Setterstrom	Setterstrom	Setterstrom	Setterstrom	Setterstrom	Setterstrom	Setterstrom	Setterstrom	Setterstrom	Bohner
TE	Hannam	Hannam	Hannam	Hannam	Hannam	Hannam	Hannam	Hannam	Hannam	Hannam	Hannam	Hannam	Hannam	Hannam
			Walter							Walter	Walter			
WR	Mays	Mays	Mays	Mays	Mays	Mays	Mays	Mays	Mays	Mays	Mays	Mays	Mays	Mays
QB	Petrie	Petrie	Petrie	Petrie	Petrie	Petrie	Petrie	Petrie	Jurgens	Jurgens	Jurgens	Jurgens	Jurgens	Jurgens
FB	Moothart	Moothart	Moothart	Moothart	Moothart	Moothart	Moothart	Moothart						
TB	Carter	Benge	Benge	Carter	Benge	Benge	Carter	Carter	Benge	Benge	Carter	Carter	Benge	Benge

DEFENSE

DE	Boehlke	Boehlke	Boehlke	Boehlke	Banks	Boehlke	Boehlke	Boehlke	Boehlke	Boehlke	Boehlke	Boehlke	Boehlke	Boehlke
DT	Hamre	Hamre	Hamre	Hamre	Hamre	Hamre	Hamre	Hamre	Hamre	Hamre	Hamre	Hamre	Hamre	Hamre
DT	Banks	Morgan	Morgan	Morgan	Morgan	Morgan	Morgan	Morgan	Morgan	Morgan	Morgan	Morgan	Morgan	Morgan
DE	Mitchell	Mitchell	Mitchell	Mitchell	Mitchell	Mitchell	Mitchell	Mitchell	Mitchell	Mitchell	Mitchell	Mitchell	Mitchell	Mitchell
OLB	Dallis	Dallis	Dallis	Dallis	Dallis	Dallis	Dallis	Dallis	Dallis	Dallis	Dallis	Dallis	Dallis	Dallis
MLB	Vogt	Vogt	Vogt	Vogt	Vogt	Vogt	Vogt	Vogt	Vogt	Vogt	Vogt	Vogt	Vogt	Vogt
OLB	Tierney	Tierney	Tierney	Tierney	Tierney	Tierney	Tierney	Tierney	Tierney	Tierney	Tierney	Tierney	Tierney	Tierney
CB	Brutley	Brutley	Brutley	Brutley	Brutley	Brutley	Brutley	Brutley	Brutley	Brutley	Brutley	Brutley	Brutley	Brutley
FS	Stimmel	Stimmel	Stimmel	Stimmel	Stimmel	Stimmel	Stimmel	Stimmel	Stimmel	Stimmel	Stimmel	Stimmel	Stimmel	Stimmel
SS	Harris	Harris	Harris	Harris	Harris	Harris	Harris	Harris	Harris	Harris	Harris	Harris	Harris	Harris
CB	Browner	Browner	Browner	Browner	Browner	Browner	Browner	Browner	Browner	Browner	Browner	Browner	Browner	Browner

Rushing (Returning Players in Bold)

(A-YDS)	WSU	IASU	BSU	YSU	SMS	SIU	WIU	ILS	INS	WKU	CPU	EIU	Maine	UM
Adam Bengt	16-103	15-82	11-65	17-161	24-136	15-74	16-110	15-52	23-128	20-90	23-111	29-177	12-114	10-26
Richard Carter	8-20	15-82	14-42	21-79	24-132	16-74	15-35	12-29	20-102	16-63	20-122	16-52	14-66	13-55
Michael Fiech	DNP	DNP	DNP	DNP	DNP	0-0	0-0	0-0	1-5	0-0	3-7	0-0	3-11	1-4
Anthony Howard	0-0	0-0	0-0	0-0	0-0	0-0	0-0	0-0	0-0	1-3	0-0	0-0	0-0	0-0
Moses Joseph	3-13	2-24	0-0	1-4	0-0	0-0	0-0	0-0	0-0	0-0	0-0	0-0	0-0	0-0
Griff Jurgens	0-0	0-0	DNP	DNP	DNP	DNP	DNP	DNP	4-7	3--15	3--11	6-11	4--14	3-0
Jim Lizzi	5-18	0-0	0-0	DNP	DNP	DNP	DNP	DNP	1-6	DNP	1-2	DNP	DNP	DNP
Levi Lyle	4-17	2-6	0-0	0-0	1-1	0-0	0-0	0-0	0-0	0-0	0-0	0-0	0-0	0-0
Marlus Mays	0-0	0-0	0-0	0-0	0-0	1-1	0-0	0-0	0-0	0-0	0-0	0-0	0-0	0-0
Mark Moothart	3-6	0-0	2-5	0-0	1-2	0-0	0-0	0-0	0-0	0-0	0-0	1-1	1-4	0-0
Tom Petrie	9-15	9-31	4-12	10-56	8-28	13-52	13-18	11-35	DNP	DNP	0-0	DNP	DNP	7--15
Reid Seitz	DNP	0-0	0-0	0-0	0-0	0-0	0-0	0-0	0-0	1-0	0-0	0-0	0-0	0-0
Jake Soliday	0-0	0-0	0-0	0-0	0-0	1--2	0-0	0-0	0-0	0-0	0-0	0-0	0-0	0-0
Team	0-0	0-0	1-0	1-0	0-0	2--3	3--6	0-0	0-0	0-0	0-0	0-0	0-0	0-0
UNI	48-192	41-183	32-124	50-300	54-299	48-196	47-157	38-116	49-248	41-141	50-231	52-241	34-181	34-70
OPP	20-95	45-249	56-235	42-179	37-191	41-235	40-112	45-216	34-106	58-274	26-39	26-139	34-145	48-283

Receiving (Returning Players in Bold)

	WSU	IASU	BSU	YSU	SMS	SIU	WIU	ILS	INS	WKU	CPU	EIU	Maine	UM
Adam Bengt	0-0	0-0	1-9	2-14	0-0	3-10	0-0	1-4	1-6	1--6	0-0	0-0	1-7	0-0
John Breidenbach	0-0	DNP	0-0	DNP	0-0	DNP	DNP	0-0	0-0	DNP	0-0	DNP	0-0	0-0
Richard Carter	0-0	0-0	0-0	1--6	0-0	0-0	0-0	0-0	0-0	0-0	0-0	0-0	0-0	0-0
Ryan Hannam	1-7	3-28	5-70	1-27	4-37	1-15	4-36	1-7	6-62	8-46	0-0	4-38	1-9	4-22
Marlus Mays	4-64	2-18	3-68	1-20	1-10	2-26	3-41	3-39	0-0	1-6	1-47	3-43	4-92	3-61
Mark Moothart	0-0	0-0	0-0	0-0	0-0	1-1	0-0	0-0	0-0	0-0	0-0	1-8	0-0	0-0
Brad Richtmeier	0-0	0-0	DNP	0-0	0-0	0-0	DNP	DNP	0-0	DNP	0-0	0-0	0-0	DNP
Ben Sanderson	1--9	0-0	0-0	0-0	0-0	0-0	0-0	0-0	0-0	0-0	0-0	1-12	2-110	0-0
Justin Sandy	1-8	1-9	0-0	0-0	0-0	0-0	DNP	0-0	0-0	0-0	0-0	0-0	0-0	0-0
Reid Seitz	DNP	1-8	2-23	5-38	2-18	2-10	0-0	3-29	5-11	2-29	2-5	1-8	1-5	3-56
Jake Soliday	6-152	2-50	4-43	1-14	1-15	5-74	4-45	8-89	2-33	7-89	5-65	6-122	3-76	2-40
Ryan Walter	0-0	1-3	0-0	1-7	0-0	0-0	0-0	1-6	0-0	1-10	1-16	0-0	0-0	0-0
UNI	13-222	10-116	15-213	12-114	8-80	14-136	11-122	17-174	14-112	20-174	9-133	16-235	12-299	12-179
OPP	19-163	9-88	20-271	18-185	18-167	15-123	12-265	17-319	7-93	1-12	25-246	22-386	29-330	10-95

2001 GAME-BY-GAME STATISTICS

AA-1-AA PLAYOFFS • 85 87 90 91 92 93 94 95 96 01



Passing (Returning Players in Bold)

	WSU	IASU	BSU	YSU	SMS	SIU	WIU	ILS	INS	WKU	CPU	EIU	Maine	UM
Anthony Howard	0-0-0	0-0-0	0-0-0	0-0-0	0-0-0	0-0-0	0-0-0	0-0-0	0-0-0	0-0-0	0-0-0	0-0-0	0-0-0	0-0-0
Griff Jurgens	3-1-8	3-2-17	DNP	DNP	DNP	DNP	DNP	DNP	16-14-112	32-20-174	18-9-133	29-16-235	26-12-299	3-2-1
Tom Petrie	25-12-214	27-8-99	26-15-213	17-12-114	11-8-80	23-14-136	27-11-122	32-17-174	DNP	DNP	0-0-0	DNP	DNP	21-10-178
UNI	28-13-222	30-10-116	26-15-213	17-12-114	11-8-80	23-14-136	27-11-122	32-17-174	16-14-112	32-20-174	18-9-133	29-16-235	26-12-299	24-12-179
OPP	41-19-163	18-9-88	32-20-271	28-18-185	35-18-167	30-15-123	26-12-265	27-17-319	13-7-93	3-1-12	47-25-246	35-22-386	44-29-330	18-10-95

2001 Game-by-Game Tackles

UT-AT (Returning Players in Bold)

	WSU	IASU	BSU	YSU	SMS	SIU	WIU	ILS	INS	WKU	CPU	EIU	Maine	UM
Ryan Arnold	0-0	DNP	DNP	0-0	1-2	DNP	DNP	DNP	0-0	DNP	0-0	DNP	0-0	0-0
Dan el Banks	0-2	3-0	2-0	2-2	1-1	0-0	0-0	0-1	0-0	0-0	2-0	0-0	0-0	0-0
Adam Benge	0-0	1-0	0-0	0-0	0-0	0-0	0-0	0-0	0-0	0-0	0-0	0-0	1-0	0-0
Jason Boehlke	1-2	2-0	3-2	0-0	DNP	3-4	2-1	3-2	6-1	0-0	1-2	1-3	4-2	0-1
Bren Brown	3-1	3-0	1-4	1-0	1-0	4-2	3-0	3-0	5-0	8-1	3-1	3-0	5-2	2-3
Daryon Brutley	2-0	3-0	5-1	4-0	2-1	6-0	1-2	4-0	0-1	0-0	3-2	4-0	1-1	2-5
Richard Carter	0-0	1-0	0-0	0-0	0-0	0-0	0-0	0-0	0-0	0-0	0-0	0-0	0-0	0-0
Carlos Dallis	4-1	2-3	6-4	12-4	10-3	2-3	5-2	6-1	10-2	9-4	4-0	1-1	7-2	13-4
DeMarus Davis	0-0	DNP	DNP	DNP	DNP	DNP	DNP	DNP	DNP	DNP	0-0	0-4	0-0	DNP
Michael Fiech	DNP	DNP	DNP	DNP	DNP	0-1	0-0	1-0	0-0	1-0	0-0	2-1	0-0	0-0
Derrick Frost	0-0	0-0	1-0	1-0	0-1	0-0	0-0	0-1	1-0	2-0	0-0	0-1	0-0	0-0
Chris Gustafson	0-0	DNP	2-3	DNP	0-0	DNP	DNP	DNP	0-0	DNP	DNP	DNP	DNP	0-0
Robert Hamre	0-0	4-2	1-2	4-3	2-2	5-4	10-2	3-1	5-2	4-4	9-2	1-2	1-2	0-5
Ryan Hannam	0-0	0-2	0-1	0-0	0-0	0-0	1-0	0-0	0-0	1-0	0-0	0-0	0-0	0-0
Ken Harris	5-4	1-5	10-7	8-3	2-2	5-4	5-9	6-2	6-2	4-4	4-0	7-1	8-10	1-2
Justin Heins	DNP	DNP	3-1	1-1	2-1	2-1	0-1	2-1	1-1	DNP	2-0	1-1	DNP	2-1
Raishaun Henderson	0-0	DNP	0-0	0-0	DNP	0-0	0-0	DNP	0-1	DNP	2-0	DNP	DNP	DNP
Anthony Howard	0-0	3-1	0-1	0-0	0-0	0-0	0-0	0-0	0-0	1-1	0-0	0-0	0-0	0-0
Titus Ivory	0-0	1-2	1-1	0-0	0-1	0-1	0-0	0-1	1-0	0-2	1-0	0-0	1-1	1-0
Justin Jansen	1-1	4-1	4-1	4-1	0-0	0-0	0-0	1-0	0-0	1-0	DNP	1-0	1-0	0-0
Tyler Johnson	0-0	0-0	0-0	0-0	DNP	0-0	0-0	DNP	DNP	DNP	DNP	DNP	DNP	DNP
Moses Joseph	0-0	0-0	0-0	0-0	0-2	3-0	1-0	1-1	1-0	0-0	3-1	2-0	0-0	1-0
Seth Last	DNP	DNP	0-1	0-0	0-0	DNP	DNP	DNP	DNP	DNP	0-0	DNP	DNP	DNP
Michael Lewis	0-0	0-0	DNP	DNP	DNP	DNP	DNP	DNP	DNP	DNP	DNP	DNP	DNP	DNP
Levi Lyle	2-0	1-1	2-1	0-0	1-1	1-0	0-0	1-0	0-0	0-0	0-1	0-0	2-1	0-0
Matt Mitchell	3-2	5-1	1-1	3-4	3-2	3-3	2-2	6-1	4-1	0-0	5-1	5-2	4-4	2-3
Terrell Morgan	1-2	2-2	2-2	7-2	1-4	2-4	4-3	2-1	1-1	4-7	6-3	5-3	6-6	0-2
James Moyer	0-0	DNP	DNP	0-0	DNP	DNP	DNP	1-0	0-0	DNP	0-0	DNP	DNP	DNP
Brad Richtsmeier	0-0	1-0	DNP	0-0	0-0	0-0	DNP	DNP	0-0	DNP	0-0	0-0	0-0	DNP
Ben Sanderson	0-0	0-0	0-0	0-0	0-0	0-0	0-0	0-0	0-0	0-0	1-0	1-1	0-0	0-0
Justin Sandy	0-1	0-0	0-0	1-1	0-2	1-0	DNP	0-0	0-0	0-0	0-0	4-0	1-1	4-1
Chad Setterstrom	DNP	0-1	0-0	0-0	0-0	0-0	0-0	0-0	0-0	0-0	0-0	0-0	0-0	0-0
Jake Soliday	1-0	0-0	0-0	0-0	0-0	0-0	0-0	0-0	0-0	0-0	0-0	0-0	0-0	0-0
Kevin Stensrud	0-0	DNP	DNP	DNP	DNP	DNP	DNP	DNP	DNP	DNP	DNP	DNP	DNP	DNP
Zach Stien	DNP	DNP	DNP	DNP	DNP	DNP	DNP	DNP	DNP	DNP	DNP	0-0	0-0	2-1
Chris Stimmel	4-2	3-4	14-3	4-1	5-4	6-1	6-7	4-6	2-1	5-7	2-3	5-0	5-1	4-6
Casey Tierney	8-3	7-9	4-5	3-2	11-4	6-3	4-4	9-3	4-3	7-3	6-3	3-3	3-2	3-2
Adam Vogt	4-4	9-6	12-7	10-4	10-4	9-6	3-2	9-7	1-3	10-3	3-4	2-4	4-5	7-8

2001 Final Polls

The Sports Network

- Montana
- Furman
- Georgia Southern
- NORTHERN IOWA**
- Lehigh
- Appalachian State
- Sam Houston State
- Grambling State
- Eastern Illinois
- Main
- Hofstra
- Western Kentucky

- McNeese State
- Northwestern State
- Youngstown State
- Northern Arizona
- William & Mary
- Eastern Kentucky
- Harvard
- Villanova
- Rhode Island
- Florida A&M
- Tennessee Tech
- Pennsylvania
- Tennessee State

ESPN/USA Today

- Montana
- Furman
- Georgia Southern
- NORTHERN IOWA**
- Lehigh
- Appalachian State
- Hofstra
- Sam Houston State
- Eastern Illinois
- Western Kentucky
- Grambling State
- Maine

- McNeese State
- Northwestern State
- Northern Arizona
- Youngstown State
- William & Mary
- Eastern Kentucky
- Villanova
- Rhode Island
- Harvard
- Florida A&M
- Tennessee Tech
- Pennsylvania
- Portland State

Football Gazette

- Montana
- Furman
- Georgia Southern
- Grambling State
- NORTHERN IOWA**
- Lehigh
- Appalachian State
- Eastern Kentucky
- Sam Houston State
- Maine
- Eastern Illinois
- McNeese State

- Hofstra
- Western Kentucky
- William & Mary
- Villanova
- Youngstown State
- Northwestern State
- Harvard
- Alabama State
- Northern Arizona
- Tennessee Tech
- Pennsylvania
- Stephen F. Austin
- Western Carolina

2001 GATEWAY STATISTICS

NGAA 1-AA PLAYOFFS • 85 87 90 91 92 93 94 95 96

2001 Gateway Standings

Team	CONFERENCE			OVERALL			Postseason
	W	L	Pct.	W	L	Pct.	
Northern Iowa	6	1	.857	11	3	.786	Defeated Eastern Illinois 49-43, Maine 56-28, Lost 38-0 to Montana
Youngstown State	5	2	.714	8	3	.727	Lost 24-20 to Furman
Western Kentucky	5	2	.714	8	4	.667	
Western Illinois	4	3	.571	5	5	.500	
Southwest Missouri State	3	4	.429	6	5	.545	
Indiana State	2	5	.286	3	8	.273	
Illinois State	2	5	.286	2	9	.182	
Southern Illinois	1	6	.143	1	10	.091	

(National Rankings in Parentheses)

SCORING OFFENSE

SCHOOL	G	TD	XP	2X	FG	SAF	PTS	AVG
Youngstown State (21)	11	49	40	3	8	2	368	33.5
Western Kentucky (47)	11	38	32	0	12	1	298	27.1
SMS (49)	11	37	35	1	12	1	297	27.0
Western Illinois (54)	10	33	29	2	8	1	257	25.7
Northern Iowa (58)	11	33	30	1	14	0	272	24.7
Illinois State (71)	11	32	28	1	12	0	258	23.5
Indiana State (114)	11	21	17	2	7	0	168	15.3
Southern Illinois (115)	11	21	18	0	7	1	167	15.2

SCORING DEFENSE

SCHOOL	G	TD	XP	2XP	FG	SAF	PTS	AVG
Western Kentucky (2)	11	16	14	0	4	0	122	11.1
Youngstown State (14)	11	24	23	0	8	0	191	17.4
Northern Iowa (33)	11	30	26	12	7	1	231	21.0
SMS (62)	11	36	32	1	7	0	271	24.6
Western Illinois (90)	10	38	29	3	9	0	290	29.0
Southern Illinois (99)	11	43	38	2	13	0	339	30.8
Indiana State (104)	11	45	39	1	10	3	347	31.5
Illinois State (113)	11	46	36	3	17	3	375	34.1

PASS OFFENSE

SCHOOL	G	ATT	CMP	INT	PCT	YDS	AVG	TD	YDS/G
Western Illinois (9)	10	334	186	12	55.7	2,855	8.5	19	285.5
Illinois State (43)	11	369	209	17	56.6	2,460	6.7	13	223.6
SMS (67)	11	288	164	7	56.9	2,151	7.5	8	195.5
Northern Iowa (95)	11	261	143	14	54.8	1,596	6.1	9	145.1
Southern Illinois (96)	11	288	145	20	50.3	1,579	5.5	6	143.5
Youngstown State (102)	11	188	110	10	58.5	1,395	7.4	8	126.8
Indiana State (110)	11	243	125	13	51.4	1,244	5.1	8	113.1
Western Kentucky (123)	11	52	16	2	30.8	267	5.1	1	24.3

PASS DEFENSE

SCHOOL	G	ATT	CMP	INT	PCT	YDS	AVG	TD	YDS/G
Western Kentucky (4)	11	259	129	13	49.8	1,510	5.8	6	137.3
Youngstown State (18)	11	297	161	14	54.2	1,711	5.8	11	155.5
SMS (20)	11	253	143	14	56.5	1,753	6.9	14	159.4
Northern Iowa (35)	11	300	161	12	53.7	1,932	6.4	12	175.6
Illinois State (55)	11	255	141	7	55.3	2,116	8.3	16	192.4
Western Illinois (58)	10	249	146	7	58.6	1,960	7.9	12	196.0
Southern Illinois (63)	11	281	162	12	57.7	2,188	7.8	14	198.9
Indiana State (98)	11	285	198	6	69.5	2,508	8.8	16	228.0

RUSHING OFFENSE

SCHOOL	G	ATT	YDS	AVG	TD	YDS/G
Western Kentucky (2)	11	668	3,335	5.0	33	303.2
Youngstown State (3)	11	569	3,083	5.4	35	280.3
SMS (13)	11	498	2,370	5.0	29	224.5
Northern Iowa (27)	11	498	2,187	4.4	19	198.8
Southern Illinois (47)	11	480	1,942	4.0	13	176.5
Indiana State (61)	11	466	1,720	3.7	13	156.4
Illinois State (81)	11	446	1,495	3.4	19	135.9
Western Illinois (104)	10	352	1,067	3.0	12	106.7

RUSHING DEFENSE

SCHOOL	G	ATT	YDS	AVG	TD	YDS/G
Western Kentucky (9)	11	409	1,055	2.6	9	95.9
Youngstown State (39)	11	440	1,490	3.4	11	135.5
Northern Iowa (75)	11	44	1,931	4.3	16	175.5
Indiana State (82)	11	451	2,005	4.4	28	182.3
Western Illinois (97)	10	488	1,934	4.0	24	193.4
Southern Illinois (103)	11	542	2,244	4.1	25	204.0
SMS (110)	11	471	2,325	4.9	21	211.4
Illinois State (117)	11	490	2,371	5.0	25	224.6

TOTAL OFFENSE

SCHOOL	G	RUSH	PASS	PLAYS	YDS	AVG/P	TD	YDS/G
SMS (20)	11	2,470	2,151	786	4,621	5.9	37	420.1
Youngstown State (26)	11	3,083	1,395	757	4,478	5.9	43	407.1
Western Illinois (40)	10	1,067	2,855	686	3,922	5.7	31	392.2
Illinois State (58)	11	1,495	2,460	815	3,955	4.9	32	359.5
Northern Iowa (73)	11	2,187	1,596	759	3,783	5.0	28	343.9
Western Kentucky (83)	11	3,335	267	720	3,602	5.0	34	327.5
Southern Illinois (88)	11	1,942	1,579	768	3,521	4.6	19	320.1
Indiana State (110)	11	1,720	1,244	709	2,964	4.2	21	269.5

TOTAL DEFENSE

SCHOOL	G	RUSH	PASS	PLAYS	YDS	AVG/P	TD	YDS/G
Western Kentucky (2)	11	1,055	1,510	668	2,565	3.8	15	233.2
Youngstown State (18)	11	1,490	1,711	737	3,201	4.3	22	291.0
Northern Iowa (60)	11	1,931	1,932	744	3,863	5.2	28	351.2
SMS (77)	11	2,325	1,753	724	4,078	5.6	35	370.7
Western Illinois (89)	10	1,934	1,960	737	3,894	5.3	36	389.4
Southern Illinois (97)	11	2,244	2,188	823	4,432	5.4	39	402.9
Indiana State (106)	11	2,005	2,508	736	4,513	6.1	44	410.3
Illinois State (108)	11	2,471	2,116	745	4,587	6.2	41	417.0

PASS EFFICIENCY

SCHOOL	G	ATT	CMP	PCT	INT	YDS	TD	EFFIC
Western Illinois (22)	10	334	186	.557	12	2,855	19	13.9
Youngstown State (47)	11	188	110	.585	10	1,395	8	124.2
SMS (48)	11	288	164	.569	7	2,151	8	124.0
Illinois State (64)	11	369	209	.566	17	2,460	13	115.1
Northern Iowa (81)	11	261	143	.548	14	1,596	9	106.8
Indiana State (104)	11	243	125	.514	13	1,244	8	94.6
Southern Illinois (112)	11	288	145	.503	20	1,579	6	89.4
Western Kentucky (122)	11	52	16	.308	2	267	1	72.6

PASS EFFICIENCY DEFENSE

SCHOOL	G	ATT	CMP	PCT	INT	YDS	TD	EFFIC
Western Kentucky (13)	11	259	129	.13	.498	1,510	6	96.4
Youngstown State (30)	11	297	161	.14	54.2	1,711	11	105.4
Northern Iowa (42)	11	300	161	.12	53.7	1,932	12	113.0
SMS (67)	11	253	143	.14	56.5	1,753	14	121.9
Southern Illinois (93)	11	281	162	.12	57.7	2,188	14	131.0
Western Illinois (98)	10	249	146	.14	58.6	1,960	12	135.0
Illinois State (109)	11	255	141	.12	55.3	2,116	16	140.2
Indiana State (123)	11	285	198	.12	69.5	2,508	16	157.7

2001 GATEWAY STATISTICS

GAA 1-AA PLAYOFFS • 85 87 90 91 92 93 94 95 96 01



KICKOFF RETURNS

SCHOOL	G	RET	YDS	TD	AVG
Western Kentucky (5)	11	25	610	1	24.4
Indiana State (6)	11	34	810	0	23.8
SMS (12)	11	38	844	0	22.2
Youngstown State (16)	11	33	715	1	21.7
Northern Iowa (43)	11	39	783	1	20.1
Illinois State (48)	11	48	952	0	19.8
Southern Illinois (62)	11	48	943	0	19.6
Western Illinois (80)	10	39	716	1	18.4

PUNT RETURNS

SCHOOL	G	RET	YDS	TD	AVG
Youngstown State (8)	11	32	503	3	15.7
Western Kentucky (12)	11	33	503	2	15.2
Northern Iowa (20)	11	29	405	2	14.0
Southern Illinois (72)	11	29	257	1	8.9
Illinois State (91)	11	20	155	0	7.8
Indiana State (97)	11	14	96	0	6.9
Western Illinois (101)	10	22	143	0	6.5
SMS (105)	11	29	167	0	5.8

PUNTING

SCHOOL	G	NO	AVG	RET	YDS	AVG NET
Western Illinois (12)	10	43	40.4	15	160	3.7 36.7
Western Kentucky (16)	11	53	39.4	25	183	3.5 36.0
Northern Iowa (31)	11	55	37.6	20	172	3.1 34.5
SMS (50)	11	46	39.0	18	291	6.3 32.7
Southern Illinois (69)	11	68	37.3	34	347	5.1 32.2
Youngstown State (71)	11	50	36.6	27	220	4.4 32.2
Indiana State (98)	11	58	35.4	29	335	5.8 29.6
Illinois State (103)	11	58	36.9	27	480	8.3 28.6

FIRST DOWNS

SCHOOL	G	RUSH	PASS	PEN	TOTAL
Illinois State	11	90	119	24	233
SMS	11	123	95	14	232
Youngstown State	11	148	66	11	225
Northern Iowa	11	119	76	19	214
Western Illinois	10	63	122	10	195
Western Kentucky	11	164	10	12	186
Indiana State	11	99	66	17	182
Southern Illinois	11	94	66	16	179

3RD DOWN CONVERSIONS

SCHOOL	G	CONV	ATT	PCT
Northern Iowa	11	68	164	41.5
Youngstown State	11	60	145	41.4
Western Kentucky	11	60	153	39.2
Indiana State	11	59	158	37.3
SMS	11	55	148	37.2
Western Illinois	10	47	134	35.1
Illinois State	11	54	156	34.6
Southern Illinois	11	57	170	33.5

4TH DOWN CONVERSIONS

SCHOOL	G	CONV	ATT	PCT
Southern Illinois	11	10	20	50.0
Western Kentucky	11	8	16	50.0
Youngstown State	11	8	16	50.0
Northern Iowa	11	5	11	45.5
SMS	11	8	18	44.4
Western Illinois	10	7	17	41.2
Illinois State	11	6	21	28.6
Indiana State	11	4	14	28.6

OPP 3RD DOWN CONV

SCHOOL	G	CONV	ATT	PCT
Western Kentucky	11	45	155	29.0
Youngstown State	11	48	160	30.0
SMS	11	49	136	36.0
Illinois State	11	53	145	36.6
Southern Illinois	11	66	168	39.3
Northern Iowa	11	63	157	40.1
Indiana State	11	57	138	41.3
Western Illinois	10	63	152	41.4

POSSESSION TIME

SCHOOL	G	TOTAL TIME	AVG/G
Western Kentucky	11	362:31	32:57
SMS	11	348:38	31:41
Youngstown State	11	341:02	31:00
Illinois State	11	335:40	30:30
Indiana State	11	334:45	30:25
Northern Iowa	11	330:33	30:03
Southern Illinois	11	305:30	27:46
Western Illinois	10	276:57	27:41

PENALTIES

SCHOOL	G	NO	YDS
Western Illinois	10	57	452
Youngstown State	11	62	488
SMS	11	63	539
Northern Iowa	11	67	594
Illinois State	11	64	597
Indiana State	11	77	627
Western Kentucky	11	76	668
Southern Illinois	11	80	692

SACKS BY


SCHOOL	G	SACKS	YARDS
Western Kentucky	11	31	248
Southern Illinois	11	25	182
Western Illinois	10	24	165
Youngstown State	11	19	131
Northern Iowa	11	16	116
Illinois State	11	16	126
SMS	11	16	111
Indiana State	11	12	92

SACKS AGAINST

SCHOOL	G	SACKS	YARDS
Western Kentucky	11	8	50
Youngstown State	11	9	77
Southern Illinois	11	11	87
Northern Iowa	11	15	99
SMS	11	17	141
Indiana State	11	24	176
Western Illinois	10	31	223
Illinois State	11	41	261

TURNOVER MARGIN

SCHOOL	G	Gained			Lost			Mar	Per/G
		Fum	Int	Tot	Fum	Int	Tot		
Western Kentucky (18)	11	8	13	21	11	2	13	+8	0.73
Youngstown State (24)	11	22	14	36	19	10	29	+7	0.64
SMS (24)	11	16	14	30	16	7	23	+7	0.64
Northern Iowa (47)	11	11	12	23	7	14	21	+2	0.18
Illinois State (61)	11	15	7	22	6	17	23	-1	-0.09
Indiana State (78)	11	10	6	16	7	13	20	-4	-0.36
Western Illinois (113)	10	6	7	13	12	12	24	-11	-1.10
Southern Illinois (114)	11	10	12	22	15	20	35	-13	-1.18



2001 GATEWAY STATISTICS

UNIVERSITY OF NORTH ALABAMA PLAYOFFS • 85 87 90 91 92 93 94 95 96

RUSHING

Player, School	G	Att	Yds	Avg	TD	Yds/G
P.J. Mays, YSU (12)	11	227	1,446	6.4	21	131.5
Tom Koutsos, SIU (22)	11	273	1,222	4.5	9	111.1
Adam Benge, UNI (34)	11	190	1,066	5.6	9	96.9
Willie Watts, ILS (36)	11	242	1,053	4.4	9	95.7
Ed Linscomb, SMS (43)	11	154	984	6.4	8	89.5
Keith Brooks, WKU (61)	11	157	827	5.3	4	75.2
Richard Carter, UNI (66)	11	180	784	4.4	6	71.3
D. Gallishaw, WKU (70)	11	133	753	5.7	8	68.5
C. Daniels, WIU (75)	10	148	667	4.5	3	66.8
Steven Ennis, SMS (84)	11	135	706	5.2	4	64.2

PASSING AVERAGE

Player, School	G	Att	Cmp	Int	Pct	Yds	TD	Avg/G
Sam Clemons, WIU	10	302	170	11	56.3	2,615	19	261.5
A. Moherman, SMS	11	265	153	6	57.7	2,057	8	187.0
Dusty Burk, ILS	11	204	116	10	56.9	1,432	10	130.2
Tom Petrie, UNI	9	188	97	12	51.6	1,152	7	128.0
J. Reese, INS	11	233	124	12	53.2	1,236	8	112.4
Jeff Ryan, YSU	11	161	96	7	59.6	1,201	8	109.2
Kevin Kobe, SIU	11	213	107	13	50.2	1,128	3	102.5
K. Zouzounis, ILS	11	164	93	7	56.7	1,028	3	93.5
Madei Williams, SIU	9	71	36	6	50.7	417	2	46.3
Colby Street, YSU	11	25	14	3	56.0	194	0	17.6

TOTAL OFFENSE

Player, School	G	Rush	Pass	Plays	Total	Yds/G
Sam Clemons, WIU (10)	10	134	2,615	390	2,749	274.9
A. Moherman, SMS (58)	11	-105	2,057	300	1,952	177.5
J. Reese, INS (64)	11	615	1,236	410	1,851	168.3
Jeff Ryan, YSU (75)	11	521	1,201	298	1,722	156.5
Tom Petrie, UNI (76)	9	247	1,152	265	1,399	155.4
Dusty Burk, ILS (93)	11	22	1,432	279	1,454	132.2
P.J. Mays, YSU (95)	11	1,446	0	227	1,446	131.5
Tom Koutsos, SIU	11	1,222	0	273	1,222	111.1
Kevin Kobe, SIU	11	-12	1,128	256	1,116	101.5
Adam Benge, UNI	11	1,066	0	190	1,066	96.9

PASSING EFFICIENCY

Player, School	G	Att	Cmp	Int	Pct	Yds	TD	Eff
Sam Clemons, WIU (16)	10	302	170	11	.563	2,615	19	142.5
Jeff Ryan, YSU	11	161	96	7	.596	1,201	8	130.0
A. Moherman, SMS (39)	11	265	153	6	.577	2,057	8	128.4
Dusty Burk, ILS (51)	11	204	116	10	.569	1,432	10	122.2
K. Zouzounis, ILS	11	164	93	7	.567	1,028	3	106.9
Tom Petrie, UNI (74)	9	188	97	12	.516	1,152	7	102.6
J. Reese, INS (81)	11	233	124	12	.532	1,236	8	98.8
Colby Street, YSU	11	25	14	3	.560	194	0	97.2
Madei Williams, SIU	9	71	36	6	.507	417	2	92.3
Kevin Kobe, SIU (92)	11	213	107	13	.502	1,128	3	.872

RECEPTIONS PER GAME

Player, School	G	No	Yds	TD	Avg/C	Rec/G
F. Jackson, WIU (30)	10	55	1,041	7	18.9	5.50
Mark Marcos, SMS (32)	11	58	898	4	15.5	5.27
J.R. Niklos, WIU (74)	10	44	589	1	13.4	4.40
Vito Golson, ILS (75)	11	48	800	8	16.7	4.36
Jake Soliday, UNI (93)	11	45	669	6	14.9	4.09
Mark Schaeve, ILS	11	38	585	3	15.4	3.45
K. Dean, INS	10	31	352	2	11.4	3.10
Ryan Hannam, UNI	11	34	335	0	9.9	3.09
Justin George, SIU	11	30	328	1	10.9	2.73
Sean Adams, SMS	10	24	335	1	14.0	2.40

RECEIVING YARDS PER GAME

Player, School	G	No	Yds	TD	Avg/C	Yds/G
F. Jackson, WIU (12)	10	55	1,041	7	18.9	104.1
Mark Marcos, SMS (32)	11	58	898	4	15.5	81.6
Vito Golson, ILS (54)	11	48	800	8	16.7	72.7
Jake Soliday, UNI (83)	11	45	669	6	14.9	60.8
J.R. Niklos, WIU (89)	10	44	589	1	13.4	58.9
Mark Schaeve, ILS	11	38	585	3	15.4	53.2
K. Dean, INS	10	31	352	2	11.4	35.2
Marlus Mays, UNI	10	21	339	2	16.1	33.9
Sean Adams, SMS	10	24	335	1	14.0	33.5
Terry Tharps, WIU	10	15	316	2	21.1	31.6

INTERCEPTIONS

Player, School	G	Int	Yds	TD	Int/G
LeVar Greene, YSU (5)	11	7	73	1	0.64
Brent Browner, UNI (35)	11	5	13	0	0.45
Bobby Sippio, WKU (41)	9	4	36	1	0.44
D. Corker, SIU (56)	11	4	23	0	0.36
B. Hightower, YSU (56)	11	4	11	0	0.36
R. Irish, WIU (99)	10	3	24	0	0.30
C. Colvin, ILS (99)	10	3	14	0	0.30
Colin Johnson, SMS	11	3	45	0	0.27
Kyle Moffatt, WKU	11	3	35	0	0.27
Kendric Shaver, SMS	11	3	10	0	0.27

KICKOFF RETURNS

Player, School	G	No	Yds	TD	Avg
S. Dede, INS (11)	11	15	400	0	26.7
Terry Tharps, WIU (18)	10	19	493	1	25.9
Jerald Burley, YSU	10	12	306	0	25.5
Lee Coleman, SMS	11	11	270	0	24.5
Dennis Butler, ILS (39)	11	28	660	0	23.6
J. Kaepfel, INS	9	11	249	0	22.6
J. Jefferson, WKU	11	11	248	0	22.5
Eddie Linscomb, SMS	11	13	290	0	22.3
Adam Benge, UNI (55)	11	18	398	0	22.1
Chris Gadson, SIU (72)	10	21	461	0	22.0

PUNT RETURNS

Player, School	G	No	Yds	TD	Avg
J. Jefferson, WKU (5)	11	22	377	1	17.1
Jerald Burley, YSU (7)	10	17	289	1	17.0
Jake Soliday, UNI (17)	11	23	324	2	14.1
Kevin Gleeson, SIU (59)	11	22	186	0	8.5
Lee Coleman, SMS (66)	11	15	117	0	7.8
C. Branson, INS (73)	11	14	96	0	6.9
Quentin Brown, WIU (86)	10	20	113	0	5.7

PUNTING

Player, School	G	No	Yds	Avg
Mike Scifres, WIU (12)	10	42	1,737	41.4
Eddie Pena, SMS (16)	11	43	1,759	40.9
B. Clayourn, WKU (19)	11	52	2,089	40.2
Derrick Frost, UNI (22)	11	52	2,079	40.0
Ryan Hoffman, ILS (28)	11	54	2,131	39.5
David Grandt, SIU (46)	11	66	2,538	38.5
Karapetsas, YSU (58)	11	48	1,794	37.4
P. Jordan, INS (60)	9	43	1,603	37.3

2001 GATEWAY STATISTICS

CAA-1-AA PLAYOFFS • 85 87 90 91 92 93 94 95 96 01

ALL-PURPOSE

Player, School	G	Rush	Rec	PR	KR	Yds	Avg/G
P.J. Mays, YSU (20)	11	1,446	141	0	23	1,610	146.4
Adam Benge, UNI (28)	11	1,066	28	0	398	1,492	135.6
Eddie Linscomb, SMS (47)	11	984	60	0	290	1,334	121.3
Tom Koutsos, SIU (51)	11	1,222	79	0	0	1,301	118.3
F. Jackson, WIU (70)	10	63	1,041	0	0	1,104	110.4
Willie Watts, ILS (73)	11	1,053	128	0	0	1,181	107.4
S. Dede, INS	11	550	101	0	400	1,051	95.5
Jerald Burley, YSU	10	30	314	289	306	939	93.9
Jake Soliday, UNI	11	-2	669	324	0	991	90.1
Terry Tharps, WIU	10	36	316	0	493	845	84.5

FIELD GOALS

Player, School	G	FG	FGA	Pct	FG/G
Mackenzie Hoambrecker, UNI (4)	11	14	19	73.7	1.27
S. Carroll, ILS (18)	11	12	17	70.6	1.09
Peter Martinez, WKU (18)	11	12	20	60.0	1.09
Brian Long, SMS (18)	11	12	23	52.2	1.09
Jake Stewart, YSU (47)	11	8	10	80.0	0.73
Justin Langan, WIU (53)	10	7	13	53.8	0.70
Scott Everhart, SIU (60)	11	7	15	46.7	0.64
Madei Megyesi, INS (60)	11	7	16	43.8	0.64
Mike Scifres, WIU	10	1	3	33.3	0.10

SCORING

Player, School	G	TD	XPT	FG	Pts	Pts/G
P.J. Mays, YSU (3)	11	22	0	0	132	12.0
Mackenzie Hoambrecker, UNI (74)	11	0	30	14	72	6.5
Brian Long, SMS (74)	11	0	35	12	71	6.5
D. Smith, SMS (78)	10	10	2	0	62	6.2
Pete Martinez, WKU (78)	11	0	32	12	68	6.2
S. Carroll, ILS (92)	11	0	28	12	64	5.8
Jake Stewart, YSU (98)	11	0	39	8	63	5.7
Willie Watts, ILS	11	9	2	0	56	5.1
Adam Benge, UNI	11	9	2	0	56	5.1
Justin Langan, WIU	10	0	29	7	50	5.0

TACKLES

Player, School	UT	AT	TT
P.J. Jones, SMS (1)	66	95	161
Erik Dandy, WKU (5)	76	63	139
Adam Vogt, UNI (11)	80	50	130
Bart Scott, SIU (15)	81	46	127
Cornell Middlebrook, WIU (23)	73	38	111
Jason McWilliams, WIU	72	39	111
Casey Tierney, UNI	69	42	111
Rod Pickett, SMS	45	66	111
Lee Russell, WIU	68	42	110
Terrance Miles, INS	53	56	109
Mel Mitchell, WKU	64	42	106
Carlos Dallis, UNI	71	27	98
Ken Harris, UNI	55	42	97
Chris Stimmel, UNI	55	39	94

SACKS

Player, School	No	Yds
Sherrod Coates, WKU	8	63
Matt Mitchell, UNI	8	42
Jon Drummond, WKU	7	45
Jason Nolda, SIU	6.5	35
Enoch Smith, SMS	6	25
Bart Scott, SIU	5.5	41
Bryan Archibald, SIU	5.5	34

TACKLES FOR LOSS

Player, School	No	Yds
Sherrod Coates, WKU (T17)	18	96
Bart Scott, SIU (T17)	18	69
Andrew Papoccia, ILS	15	66
Russ Stuvaints, YSU	15	60
Richard Harris, INS	14	36
Jon Drummond, WKU	13	54
Bryan Archibald, SIU	13	54
Jonathan Friend, ILS	12	43
Hayes Thomas, WKU	12	39
Carlos Dallis, UNI	12	25

PASSES BROKEN UP

Player, School	No
LeVar Greene, YSU (T6)	15
Daryon Brutley, UNI	11
Kenrick Shaver, SMS	11
Clythel Branson, INS	10
Dennis Butler, ILS	9
Terrance Miles, INS	9
Ryle Irish, WIU	9
Mel Mitchell, WKU	8
Bruce Hightower, YSU	7

FUMBLES FORCED

Player, School	No
Russ Stuvaints, YSU	4
Andrew Papoccia, ILS	4
Erik Dandy, WKU	4
P.J. Jones, SMS	3
Jeff Weese, ILS	3
Richard Harris, INS	3
Matt Mitchell, UNI	3
Antulio Aroche, YSU	3
Cornell Middlebrook, WIU	3
Mike O'Brien, WIU	3

2001 GATEWAY HONORS

NCAA 1-AA PLAYOFFS • 85 87 90 91 92 93 94 95 96



FIRST TEAM OFFENSE

QB Sam Clemons, Western Illinois
 RB Tom Koutsos, Southern Illinois
 P.J. Mays, Youngstown State
 TE J.R. Niklos, Western Illinois
 WR Frisman Jackson, Western Illinois
Jake Soliday, Northern Iowa
 OL Pat Crummey, Youngstown State
 Jake Harriger, Southwest Missouri State
 Andy King, Illinois State
 Chris Price, Western Kentucky
Chad Setterstrom, Northern Iowa
 PK **Mackenzie Hoambrecker, Northern Iowa**

SECOND TEAM OFFENSE

QB Jeff Ryan, Youngstown State
 RB **Adam Benge, Northern Iowa**
 Willie Watts, Illinois State
 TE **Ryan Hannam, Northern Iowa**
 WR Vito Golson, Illinois State
 Mark Marcos, Southwest Missouri State
 OL Buster Ashley, Western Kentucky
 Gabe Dunkmann, Western Illinois
 Eric Owens, Southwest Missouri State
 David Tesniarz, Youngstown State
 Daniel Withrow, Western Kentucky
 Teddy Wulf, Illinois State
 PK Peter Martinez, Western Kentucky

FIRST TEAM DEFENSE

DL Bryan Archibald, Southern Illinois
 Richard Harris, Indiana State
 Patrick Reynolds, Western Kentucky
 Enoch Smith, Southwest Missouri State
 LB Sherrod Coates, Western Kentucky
 Erik Dandy, Western Kentucky
 Bart Scott, Southern Illinois
Adam Vogt, Northern Iowa
 DB LeVar Greene, Youngstown State
 Bruce Hightower, Youngstown State
 Joseph Jefferson, Western Kentucky
 Mel Mitchell, Western Kentucky
 P Mike Scifres, Western Illinois
 RS Jerald Burley, Youngstown State

SECOND TEAM DEFENSE

DL David Bull, Illinois State
Robert Hamre, Northern Iowa
Terrell Morgan, Northern Iowa
 Mike O'Brien, Western Illinois
 LB P.J. Jones, Southwest Missouri State
 Lee Russell, Western Illinois
 Russell Stuvaints, Youngstown State
 DB **Brent Browner, Northern Iowa**
Daryon Brutley, Northern Iowa
 Terrance Miles, Indiana State
 Kyle Moffatt, Western Kentucky
 P Brian Claybourn, Western Kentucky
 RS **Jake Soliday, Northern Iowa**

HONORABLE MENTION

ILS: LB Boomer Grigsby, DL Jonathan Friend, TE Mark Schaeve;
 INS: WR Kevin Dean, OLB Chris Sapp, OL Sid Swartzendruber;
UNI: OL Ben Deike, LB Carlos Dallis, DB Chris Stimmel;
 SIU: OT Chad Graefen, OC Mike Fritzler, S Jon Pendergrass;
 SMS: QB Austin Moherman, OL Jeff Bristol, P Eddie Pena;
 WIU: DL Chad Daun, LB Jason McWilliams, DB Damon Williams;
 WKU: QB Donte Pimpleton, RB DeWayne Gallishaw, LB Jon Drummond, RS Joseph Jefferson;
 YSU: CB Antulio Aroches, LB Bob Sivik, PK Jake Stewart.

INDIVIDUAL AWARDS

OFFENSIVE PLAYER OF THE YEAR: RB P.J. Mays, Youngstown State
DEFENSIVE PLAYER OF THE YEAR: LB Adam Vogt, Northern Iowa
BRUCE CRADDOCK GATEWAY COACH OF THE YEAR: Mark Farley, Northern Iowa

ALL-NEWCOMER OFFENSE

Buster Ashley, Fr., WKU	OL
Eric Bowman, Jr., INS	OL
Stephen Carroll, Fr., ILS	PK
Carlos Daniels, Sr., WIU	RB
Soso Dede, Jr., INS	RB
Steve Ennis, Jr., SMS	RB
Justin George, Fr., SIU	WR
Crockett Ladd, Jr., SMS	OC
Eddie Linscomb, Jr., SMS	RB
Mark Marcos, Jr., SMS	WR
Tom Petrie, Fr., UNI	QB
Julian Reese, Jr., INS	QB
Terry Tharps, Sr., WIU	RS
Quincy Washington, Jr., ILS	RB

ALL-NEWCOMER DEFENSE

Carlos Banks, Fr., SMS	CB
Daryon Brutley, Sr., UNI	CB
Dennis Butler, Jr., ILS	DB
Brian Claybourn, Fr., WKU	P
Jonathan Friend, Jr., ILS	DE
Boomer Grigsby, Fr., ILS	LB
Kevin McDavid, Fr., INS	LB
Cornell Middlebrook, Jr., WIU	LB
Alexis Moreland, Fr., SIU	S
Jon Pedergrass, Sr., SIU	S
Daryl Warren, Jr., SMS	CB

INDIVIDUAL AWARDS

NEWCOMER OF THE YEAR: QB Julian Reese, Indiana State

FRESHMAN OF THE YEAR: QB Tom Petrie, Northern Iowa

FIRST TEAM ACADEMIC

Tony Albrinck, Sr., INS	3.73 English Teaching
Dusty Burk, Jr., ILS	3.66 Marketing
Derek Forster, Jr., WKU	3.37 Biology
Ryan Hannam, Sr., UNI	3.35 Accounting
Andy King, Sr., ILS	3.49 Telecommunications Mgmt.
Jason Ringena, Sr., SMS	3.44 Industrial Technology
Chris Sapp, Sr., INS	4.00 Management Info. Systems
Jake Soliday, Sr., UNI	3.04 Biology
Chris Stimmel, Sr., UNI	3.79 Spanish/Geography
Mike Thomas, Sr., YSU	3.76 Finance
Adam Vogt, Sr., UNI	3.50 Accounting
Adam Waugh, Sr., ILS	4.00 Political Science
Teddy Wulf, Sr., ILS	3.44 Finance

SECOND TEAM ACADEMIC

Sean Adams, Sr., SMS	3.17 Management
Bryan Archibald, Sr., SIU	3.02 Admin. of Justice
Antulio Aroche, Sr., YSU	3.33 Pre-Med/Biology
Scott Everhart, Jr., SIU	3.40 Info. System Tech.
Robert Hamre, Jr., UNI	3.08 Industrial Technology
Max Matthews, So., INS	3.85 Political Science
Ryan Merriwether, So., INS	3.58 Finance
Russ Michna, So., WIU	3.66 Finance
Eric Owens, Sr., SMS	3.18 Agriculture Bus.
Aaron Peterson, Jr., ILS	3.63 Anthropology
Mark Schaeve, Sr., ILS	3.31 Political Science
Mark Stasteen, Sr., SIU	3.24 Computer & Elec. Eng.
Sid Swartzendruber, Sr., INS	3.19 Technology Ed.

HONORABLE MENTION ACADEMIC

INS: Jason Drumb, Richard Harris;
UNI: Ross Bohner, Brad Richtsmeier, Matt Trump;
 SIU: Chad Graefen, Tom Koutsos;
 SMS: Jeff Bristol; WKU: Peter Martinez;
 YSU: Bob Sivik, Dave Tesniarz.



WAYNE STATE (MI) 14 NORTHERN IOWA 34

AUGUST 30, 2001
UNI-DOME
CEDAR FALLS, IA

Northern Iowa won its fourth straight season opener, defeating Division II Wayne State (MI) 34-14. UNI took a 24-7 first-quarter lead off of Jake Soliday's two TD receptions from 65 and 30 yards, a two-yard TD run by Adam Benge, and a 20-yard field goal by Mackenzie Hoambrecker. WSU got on the scoreboard first with 7:54 left in the first quarter on a 28-yard pass play, then finished all scoring with 4:19 left in the game on a 40-yard blocked punt return. UNI's other scores were a 21-yard field goal by Hoambrecker with 56 seconds left in the half, and a three-yard run by Levi Lyle with 9:08 left in the game. UNI now is 52-44-7 in season openers.

Benge made good on his first game following a self-imposed one year's absence when he rushed for 103 yards on 16 carries. Soliday caught six passes for a career-high 152 yards and the two TDs. The Panthers intercepted three WSU passes, including one each by Carlos Dallis, Casey Tierney and Southern Miss transfer Daryon Brutley. Terrell Morgan recovered a Wildcat fumble. UNI gave up only one turnover, an interception by freshman redshirt Tom Petrie.

Petrie became UNI's first freshman to start at quarterback dating back to at least 1949. He responded well, completing 12-of-25 passes for 214 yards and two TDs. He was named the team's offensive Player of the Game, while Tierney, who had eight solo and three assisted tackles along with one deflection, was the defensive Player of the Game, and Soliday was awarded the Special Teams honor.

WAYNE STATE	7	0	0	7	-	14
NORTHERN IOWA	24	3	0	7	-	34

WS – Brown 28 pass from Charron (Wayne kick), 7:54 – 1st
NI – Soliday 66 pass from Petrie (Hoambrecker kick), 7:34 – 1st
NI – Benge 2 run (Hoambrecker kick), 2:30 – 1st
NI – Hoambrecker 20 field goal, :39 – 1st
NI – Soliday 30 pass from Petrie (Hoambrecker kick), :06 – 1st
NI – Hoambrecker 21 field goal, :56 – 2nd
NI – Lyle 3 run (Hoambrecker kick), 9:08 – 4th
WS – Collins 40 blocked punt return (Wayne kick), 4:19, 4th

	WS	NI
First Downs	15	21
Rushes-Yards	20-95	48-192
Passing Yards	163	222
Att-Com-Int	41-19-3	28-13-1
Total Offense	258	414
Fumbles-Lost	2-1	0-0
Penalties-Yards	8-69	8-82
Time of Possession	24:33	35:27

RUSHING: WS – Collins 13-75, Nemer-Kaiser 1-26, Roeschke 2-4, Harwood 2-0, Williamson 1-1, Charron 1-9;
NI – Benge 16-103 TD, Carter 8-20, Lizzi 5-18, Lyle 4-17 TD, Petrie 9-15, Joseph 3-13, Moothart 3-6.
PASSING: WS – Charron 19-41-3 163 1 TD;
NI – Petrie 12-25-1 214 2 TDs, Jurgens 1-3-0 8.
RECEIVING: WS – Brown 5-67 TD, Collins 5-14, Walker 3-14, Stallard 2-26, Johnson 2-22, White 1-15, Williamson 1-5;
NI – Soliday 6-152 2 TDs, Mays 4-64, Sandy 1-8, Hannam 1-7, Sanderson 1-9.

NORTHERN IOWA 0 IOWA STATE 45

SEPTEMBER 8, 2001
JACK TRICE STADIUM
AMES, IA

This was the Panthers' largest margin of defeat and their first shutout since losing at 1-A Iowa in the first game of the 1997 season, 66-0. UNI suffered through seven turnovers against the Cyclones— five interceptions by redshirt freshman Tom Petrie, one by Griff Jurgens, and Petrie also lost a fumble. The last time the Panthers came close to that many miscues was back on Nov. 13, 1999, at Western Illinois, when UNI lost 46-27. In that game, Ryan Helming threw six interceptions despite a record-breaking 541 passing yards.

ISU turned the ball over only once, a fumble returned 11 yards by defensive tackle Terrell Morgan. Going back at least through the 1998 season, UNI has not been able to put together back-to-back games where it has given up fewer turnovers than its opponent.

Two of Petrie's interceptions were desperation shots. He threw a Hail Mary pass that was intercepted in the end zone at the end of the first half, and one other attempt was tipped into an opponent's arms.

UNI ended the game with more time of possession, one more first down and compiled 299 yards (183 rushing) to ISU's 337 yards (249 rushing). Sophomore Richard Carter had 82 yards on the ground in 15 carries. Ryan Hannam led the team with three catches for 28 yards, while Jake Soliday had two for 50. Michael Lewis returned five kicks for 101 yards, with a long of 26. Mackenzie Hoambrecker missed a 52-yard field goal with 4:57 left in the second quarter.

For a second week in a row, Brent Browner shown on special teams. He blocked an ISU 31-yard field goal attempt with 14:54 left in the game.

NORTHERN IOWA	0	0	0	0	-	0
IOWA STATE	17	21	7	0	-	45

IS – Yelk 47 field goal, 12:02 – 1st
IS – Wallace 27 run (Yelk kick), 3:27 – 1st
IS – Wallace 60 run (Yelk kick), 1:33 – 1st
IS – Haywood 1 run (Yelk kick), 14:38 – 2nd
IS – Wagner 13 run (Yelk kick), 11:50 – 2nd
IS – Woodley 1 run (Yelk kick), :52 – 2nd
IS – Haywood 3 run (Yelk kick), 10:53 – 3rd

	NI	IS
First Downs	17	16
Rushes-Yards	41-183	45-249
Passing Yards	116	88
Att-Com-Int	30-10-6	18-9-0
Total Offense	299	337
Fumbles-Lost	1-1	1-1
Penalties-Yards	7-57	6-65
Time of Possession	30:53	29:07

RUSHING: NI – Carter 15-82, Benge 13-40, Petrie 9-31, Joseph 2-24, Lyle, 2-6;
IS – Haywood 20-107 2 TDs, Wallace 5-97 2 TDs, Wagner 9-29 TD, Billips 5-19, Rutland 1-2, Woodley 1-1, Montgomery 1-1 Love 2-2, Scott 1-5.
PASSING: NI – Petrie 8-27-5 99, Jurgens 2-3-1 17;
IS – Wallace 5-11-0 47, Love 4-5-0 41, Scott 0-2-0 0.
RECEIVING: NI – Hannam 3-28, Soliday 2-50, Mays 2-18, Sandy 1-9, Seitz 1-8, Walter 1-3;
IS – Campbell 3-37, Banks 3-15, Danielsen 2-22, Montgomery 1-14.

NORTHERN IOWA 42 BALL STATE 39

SEPTEMBER 22, 2001
BALL STATE STADIUM
MUNCIE, IN

Northern Iowa's schedule was shuffled following the terrorist attacks of 9-11. The Panthers' win was the third straight over a 1-A opponent from the Mid-American Conference. Redshirt freshman Tom Petrie redeemed himself after the Iowa State loss, completing 15-of-26 passes with no turnovers for 213 yards and two TDs. He drove the Panthers 69 yards in the final four minutes, connecting on three-of-four passes for 35 yards while running for another eight yards on the winning drive.

UNI's defense gave 453 yards and 39 points in the first three quarters, but the Cardinals were held to just 53 yards and no points in the fourth quarter. UNI's defense turned three BSU turnovers into 21 points. A Cardinal fumble with 8:12 left in the second half was recovered by Jason Boehlke on the BSU 34, and quickly UNI regained the lead at 17-12. Ken Harris' interception in the second period put UNI up 24-12, and Daryon Brutley returned a BSU fumble for a TD in the third quarter, tying the game at 32.

Mackenzie Hoambrecker was named the Gateway Conference's co-Special Teams Player of the Week after making all four PAT attempts and two field goals, including the game-winning 33-yarder as time expired.

The two teams set a stadium record for combined points in a game. The previous record was 76 points set in 1977.

NORTHERN IOWA	7	17	15	3	-	42
BALL STATE	12	13	14	0	-	39

NI – Benge 45 run (Hoambrecker kick), 12:56 – 1st
BS – Westbrook 34 pass from Hill (Pucke kick), 8:56 – 1st
BS – Safety, 6:57 – 1st
BS – Pucke 37 field goal, 2:26 – 1st
NI – Hoambrecker 44 field goal, 10:30 – 2nd
NI – Soliday 8 pass from Petrie (Hoambrecker kick), 6:31 – 2nd
NI – Mays 23 pass from Petrie (Hoambrecker kick), 4:38 – 2nd
BS – Blair 9 run (Pucke kick), 2:11 – 2nd
BS – Lynch 11 pass from Hill (Pass fails), :03 – 2nd
BS – Hill 1 run (Pucke kick), 11:21 – 3rd
NI – Brutley 4 fumble recovery (Benge pass), 9:24 – 3rd
BS – Teeters 5 run (Pucke kick), 4:41 – 3rd
NI – Carter 1 run (Hoambrecker kick), :11 – 3rd
NI – Hoambrecker 33 field goal, :00 – 4th

	NI	BS
First Downs	19	34
Rushes-Yards	32-124	56-235
Passing Yards	213	271
Att-Comp-Int	26-15-0	32-20-1
Total Offense	337	506
Fumbles-Lost	2-2	4-2
Penalties-Yards	8-60	9-84
Time of Possession	22:38	37:22

RUSHING: NI – Benge 11-65 TD, Carter 14-42 TD, Petrie 4-12, Moothart 1-0; **BS** – Blair 22-107 TD, Teeters 14-79 TD, Hill 12-32 TD, Volk 2-27, Short 4-11, Cottee 1-4, Lynch 1-17.
PASSING: NI – Petrie 15-26-0 213 2 TDs; **BS** – Hill 20-31-1 271 2 TDs, Team 0-1-0 0.
RECEIVING: NI – Hannam 5-70, Soliday 4-43 TD, Mays 3-68 TD, Seitz 2-23, Hunter 1-9; **BS** – Lynch 8-110 TD, Westbrook 4-67 TD, Cottee 2-31, Volk 2-27, Schembra 2-8, Eckert 1-16, Streit 1-12.

YOUNGSTOWN STATE 11 NORTHERN IOWA 30

SEPTEMBER 29, 2001
UNI-DOME
CEDAR FALLS, IA

Northern Iowa won its 12th Gateway Conference opener in 17 tries, defeating second-ranked Youngstown State in the annual Family Day game. The last time UNI defeated a team ranked as high as second in the nation was in 1998 when it dined second-ranked Western Illinois 10-6. The Panthers now have beaten a No. 1- or 2-ranked team five times.

UNI gained 414 yards, including 300 rushing. The last time the Panthers gained 300 yards rushing was on Nov. 21, 1998, versus Division II Winona State when they rushed for 310 yards. Adam Benge was named the Gateway Conference's Offensive Player of the Week after rushing for a career-high 161 yards on 17 carries with one TD.

YSU gained 364 total yards, including 185 passing. P.J. Mays, the league's leading rusher, was held to 39 yards on 15 carries.

The Panthers picked off three more interceptions, giving them seven on the year, tied for the league lead.

Carlos Dallis was named the league's Defensive Player of the Week after recording a game-high 14 tackles, including eight solos. He also had four tackles for loss and was part of a unit which forced five YSU turnovers, including two fumbles and three interceptions.

YOUNGSTOWN STATE	0	3	0	8	-	11
NORTHERN IOWA	10	0	13	7	-	30

NI - Hoambrecker 37 field goal, 8:47 - 1st
NI - Mays 20 pass from Petrie (Hoambrecker kick), :53 - 1st
YS - Stewart 49 field goal, 6:30 - 2nd
NI - Harris 23 fumble recovery (Hoambrecker kick), 9:01 - 3rd
NI - Carter 4 run (Hoambrecker kick fails), 6:00 - 3rd
NI - Benge 2 run (Hoambrecker kick), 14:19 - 4th
YS - Burley 5 pass from Ryan (Ryan pass), 11:16 - 4th

	YS	NI
First Downs	19	21
Rushes-Yards	42-179	50-300
Passing Yards	185	114
Att-Com-Int	28-18-3	17-12-2
Total Offense	364	414
Fumbles-Lost	2-2	2-2
Penalties-Yards	8-56	5-25
Time of Possession	30:13	29:47

RUSHING: YS - Ryan 19-85, Street 4-45, Mays 15-39, Burley 1-6, Roberts 1-3, Peterson 1-2, Team 1-1;

NI - Benge 17-161 TD, Carter 21-79 TD, Petrie 10-56, Joseph 1-4, Team 1-0.

PASSING: YS - Ryan 15-24-2 152 TD, Street 3-4-1 33; NI - Petrie 12-17-2 114 TD.

RECEIVING: YS - Burley 7-82 TD, Guerriero 6-81, Larmon 3-13, Valley 1-6, Mays 1-3;

NI - Seitz 5-38, Benge 2-14, Hannam 1-27, Mays 1-20 TD, Soliday 1-14, Walter 1-7, Carter 1-6.

NORTHERN IOWA 27 SOUTHWEST MISSOURI STATE 3

OCTOBER 6, 2001
PLASTER FIELD
SPRINGFIELD, MO

Northern Iowa scored on its first possession of the game for the third consecutive contest when Adam Benge plunged in from two yards out with 8:39 left in the first quarter. SMS' only score was a 28-yard field goal with 3:58 left in the third quarter.

The last time the Panthers held an opponent without a touchdown was in 1998 when they defeated Western Illinois 10-6.

Benge had his third game of the season and second consecutive rushing for at least 100 yards, picking up 132 yards on 20 carries with the two TDs. Richard Carter rushed for a career-high 136 yards on 24 carries. The last time the Panthers had two 100-yard rushing efforts in the same game was back in 1994 when Marvin Sims rushed for 122 yards and Jeff Stovall gained 137 yards against Western Illinois.

In total, UNI gained 299 yards on the ground against the Bears, holding them to 191 yards, including only 53 by Jason Ringena. Defensively, UNI was led by Casey Tierney's 15 tackles, including 11 solos.

NORTHERN IOWA	7	7	6	7	-	27
SOUTHWEST MISSOURI STATE	0	0	3	0	-	3

NI - Benge 2 run (Hoambrecker kick), 8:39 - 1st
NI - Petrie 10 run (Hoambrecker kick), 1:43 - 2nd
NI - Hoambrecker 30 field goal, 8:18 - 3rd
SMS - Long 28 field goal, 3:58 - 3rd
NI - Hoambrecker 32 field goal, 2:01 - 3rd
NI - Benge 4 run (Hoambrecker kick), 1:48 - 4th

	NI	SMS
First Downs	22	21
Rushes-Yards	54-299	37-191
Passing Yards	80	167
Att-Comp-Int	11-8-1	35-18-0
Total Offense	379	358
Fumbles-Lost	0-0	1-1
Penalties-Yards	6-45	8-66
Time of Possession	31:52	28:08

RUSHING: NI - Carter 24-136, Benge 20-132 2 TDs, Petrie 8-28 TD, Moothart 1-2, Lyle 1-1;

SMS - Ennis 7-57, Ringena 11-53, Moherman 4-21, Porter 5-21, Linscomb 6-20, Smith 2-10, Gore 1-5, O'Donnel 1-4.

PASSING: NI - Petrie 8-11-1 80;

SMS - Moherman 13-25-0 123, Porter 5-10-0 44.

RECEIVING: NI - Hannam 4-37, Seitz 2-18, Soliday 1-15, Mays 1-10;

SMS - Ringena 4-34, Adams 3-35, Marcos 3-27, Gore 2-27, Ennis 2-1, Linscomb 1-17, Dechant 1-15, Reed 1-6, Coleman 1-5.

SOUTHERN ILLINOIS 14 NORTHERN IOWA 19

OCTOBER 13, 2001
UNI-DOME
CEDAR FALLS, IA

This was Northern Iowa's seventh straight win on Homecoming at home, improving to 52-21-7 on that special date, and the Panthers remained the only unbeaten team in the Gateway Football Conference. The last time the Panthers started the season 3-0 in the Gateway was back in 1992 when they started 4-0, finished the season 12-2 overall, and advanced to the semi-finals of the playoffs.

UNI's offense had carried the team the previous two weeks, but against SIU, the defense stepped up. At the end of the third quarter, with the score standing 19-14, the Salukis had gained 285 yards. UNI held SIU to one first down in the final period and killed drives by holding on third-and-six and third-and-14, capping it off with an interception by Brent Browner with less than one minute remaining in the game, allowing UNI to run out the clock.

Jake Soliday was named the league's Special Teams Player of the Week and The Sports Network National Special Teams Player of the Week after returning a punt 73 yards, his first career return for a TD. In total, he returned four punts for 107 yards, a 26.8 average, while catching five passes for 74 yards, a 14.8 average. The last time UNI returned a punt for a score was on Sept. 4, 1999, when Mike Furrey returned a punt 62 yards against McNeese State.

Defensively, UNI was led by Adam Vogt's 15 tackles, including eight solos and one tackle for loss.

SOUTHERN ILLINOIS	0	7	7	0	-	14
NORTHERN IOWA	3	10	6	0	-	19

NI - Hoambrecker 44 field goal, 7:02 - 1st
NI - Soliday 73 punt return (Hoambrecker kick), 10:29 - 2nd
SI - Gleeson 9 run (Everhart kick), 7:03 - 2nd
NI - Hoambrecker 34 field goal, :00 - 2nd
NI - Carter 2 run (Petrie run fails), 9:56 - 3rd
SI - Koutsos 26 run (Everhart kick), 7:44 - 3rd

	SI	NI
First Downs	17	20
Rushes-Yards	41-235	48-196
Passing Yards	123	136
Att-Comp-Int	30-15-1	23-14-2
Total Offense	358	332
Fumbles-Lost	2-0	1-0
Penalties-Yards	6-54	5-60
Time of Possession	28:54	31:06

RUSHING: SI - Koutsos 22-146 TD, Williams 6-42, Robinson 5-21, Kobe 7-17, Gleeson 1-9;

NI - Carter 15-74 TD, Benge 16-74, Petrie 13-52, Mays 1-1, Soliday 1-2, Team 2-3.

PASSING: SI - Kobe 15-30-1 123;

NI - Petrie 14-23-2 136.



NORTHERN IOWA 17 WESTERN ILLINOIS 14

OCTOBER 20, 2001
HANSON FIELD
MACOMB, IL

In what turned out to be a defensive battle against two ranked teams, Northern Iowa got on the scoreboard first on a three-yard pass from Tom Petrie to Jake Soliday with 3:14 left in the second quarter to take a 7-0 lead at the half. WIU tied the game on a 60-yard pass with 13:56 left in the third quarter. Petrie's five-yard run with 26 seconds remaining in the third quarter and Mackenzie Hoambrecker's 22-yard field goal with 8:45 left in the game put the Panthers up 17-7. The Leathernecks came back to trail only 17-14 with 5:29 left in the game, scoring on a 19-yard pass in a drive spanning 77 yards.

Marlus Mays stepped up offensively when the Panthers needed it most. He caught three passes for 41 yards, all in the fourth quarter in the same series which led to Hoambrecker's 22-yard winning field goal. His 31-yard reception gave UNI a first down on the WIU 37, his four-yard catch to the WIU 26 also was a first down, and his six-yarder moved the ball to the Leatherneck seven. Two plays later, Hoambrecker kicked the winning goal.

Adam Benghe had his fourth 100-yard rushing game of the season, carrying the ball 16 times for 110 yards, a 6.9 average. Robert Hamre was named the league's Defensive Player of the Week after recording eight total tackles, including five solos, three tackles for loss and one sack. Terrell Morgan recovered his third opponent fumble on the Leatherneck 42 in the first quarter. Matt Mitchell also recovered a fumble for the Panthers, on the WIU 28, and two minutes later, Petrie scored, putting UNI up 14-7.

Derrick Frost played a key role in the win over 12th-ranked WIU. He punted eight times for 317 yards, including a career-long 62 yarder, for a 39.6 average. In the first half, he averaged 41.4 yards on five punts. He placed four punts within the 20, including placing punts on the 11, seven and five yard lines. He also had three kicks for 65 yards each that went out of the end zone. WIU started no better than its own 20 yard line twice on any of its 10 possessions.

NORTHERN IOWA	0	7	7	3	-	17
WESTERN ILLINOIS	0	0	7	7	-	14

NI – Soliday 3 pass from Petrie (Hoambrecker kick), 3:14 – 2nd
WI – Daniels 60 pass from Clemons (Langan kick), 13:56 – 3rd
NI – Petrie 5 run (Hoambrecker kick), :26 – 3rd
NI – Hoambrecker 22 field goal, 8:45 – 4th
WI – Johnson 19 pass from Clemons (Langan kick), 5:29 – 4th

	NI	WI
First Downs	17	16
Rushes-Yards	47-157	40-112
Passing Yards	122	265
Att-Comp-Int	27-11-0	26-12-0
Total Offense	279	377
Fumbles-Lost	1-0	4-2
Penalties-Yards	5-40	10-74
Time of Possession	31:25	28:35

RUSHING: NI – Benghe 16-110, Carter 15-35, Petrie 13-18, Team 3-6;

WI – Daniels 19-68, Jackson 6-14, Clemons 9-13, Tharps 1-10, Sainwitus 4-8, Team 1-1.

PASSING: NI – Petrie 11-27-0 122 TD;

WI – Clemons 11-24-0 216 2 TDs, Jackson 1-2-0 49.

NORTHERN IOWA 14 ILLINOIS STATE 42

OCTOBER 27, 2001
HANCOCK STADIUM
NORMAL, IL

Northern Iowa never led, but did gain a 7-7 tie with 1:03 left in the first quarter. UNI's Matt Mitchell recovered an ISU fumble on the Redbird 14 with 14:35 left in the game, but less than two minutes later, ISU got the ball back on the three when there was a miscue on the handoff to quarterback Tom Petrie. ISU proceeded to drive the ball 97 yards in 3:40 to go up 42-14 with just over nine minutes left.

ISU gained 535 yards, including 297 passing, the most yards allowed by the Panthers since Nov. 4, 2000, when Cal Poly gained 583 yards in a game UNI won, 43-41. UNI gained only 290 yards against ISU, including Petrie's 174 yards passing.

What had worked for the Panthers the previous several weeks – winning the turnover battle, capitalizing on those turnovers, great special teams play and opportune defensive stops – did not work this time around. Brent Browner picked off his third interception of the season with 9:48 left in the first quarter, but the Panthers failed to capitalize. Mitchell's fumble recovery failed to materialize into a UNI score when the Panthers themselves turned the ball over. UNI did take advantage of one Redbird turnover – Levi Lyle tackled ISU punter Ryan Hoffman on the ISU 25 with 1:50 left in the first quarter after a mis-handled snap, and Reid Seitz scored 47 seconds later.

When ISU took its 7-0 lead with 6:20 left in the first period, that was the first time UNI had trailed an opponent since 4:41 was left in the third quarter against 1-A Ball State back on Sept. 22. The Panthers actually trailed BSU six times before pulling out the 42-39 win. That's a stretch of 17 quarters without trailing an opponent.

NORTHERN IOWA	7	0	7	0	-	14
ILLINOIS STATE	7	14	14	7	-	42

IS – Watts 77 run (Carroll kick), 6:20 – 1st
NI – Seitz 21 pass from Petrie (Hoambrecker kick), 1:03 – 1st
IS – Laurenti 19 pass from Burk (Carroll kick), 3:15 – 2nd
IS – Watts 1 run (Carroll kick), :10 – 2nd
NI – Benghe 1 run (Hoambrecker kick), 9:47 – 3rd
IS – Golson 7 pass from Burk (Carroll kick), 6:02 – 3rd
IS – Golson 75 pass from Burk (Carroll kick), 1:09 – 3rd
IS – Schaeve 14 pass from Burk (Carroll kick), 9:19 – 4th

	NI	IS
First Downs	16	28
Rushes-Yards	38-116	45-216
Passing Yards	174	319
Att-Com-Int	32-17-1	27-17-1
Total Offense	290	535
Fumbles-Lost	2-1	4-1
Penalties-Yards	8-80	6-65
Time of Possession	24:05	26:36

RUSHING: NI – Benghe 15-52 TD, Petrie 11-35, Carter 12-29;
IS – Watts 23-158 2 TDs, Burk 10-44, Davis 9-40, Enyia 1-0, Hoffman 1-8, Riley 1-18.

PASSING: NI – Petrie 17-32-1 174 TD;

IS – Burk 17-27-1 319 4 TDs.

RECEIVING: NI – Soliday 8-89, Mays 3-39, Seitz 3-29 TD, Hannam 1-7, Walter 1-6, Benghe 1-4.

INDIANA STATE 13 NORTHERN IOWA 34

NOVEMBER 3, 2001
UNI-DOME
CEDAR FALLS, IA

Northern Iowa won its school-record 11th straight game against Indiana State, giving it its 13th straight seven-win season. The Panthers did it without quarterback Tom Petrie, who was withheld from competition for precautionary reasons after sustaining shoulder sprains the previous week. Griff Jurgens had a stupendous day in his first UNI start, completing 14-of-16 passes with no interceptions for 112 yards, including hooking up with his receivers 11 straight times before a miss. He also rushed four times for seven yards and scored UNI's first TD of the day.

For the second time this season, UNI had two rushers gain at least 100 yards in a game. Adam Benghe rushed for 128 yards on 23 carries, scoring once, while Richard Carter rushed for 102 yards on 20 carries, also scoring once. Jake Soliday returned three punts for 101 yards. His 49-yard return for a TD with 6:56 left in the first quarter gave UNI a 14-0 lead. This was his second return for a score this season. Carlos Dallis had 12 tackles, including 10 solos and two for loss to go along with one deflection.

INDIANA STATE	0	13	0	0	-	13
NORTHERN IOWA	14	10	7	3	-	34

NI – Jurgens 1 run (Hoambrecker kick), 9:30 – 1st
NI – Soliday 49 punt return (Hoambrecker kick), 6:56 – 1st
NI – Carter 17 run (Hoambrecker kick), 13:32 – 2nd
IS – Pillow 20 pass from Reese (Megyesi kick), 5:45 – 2nd
IS – Dede 9 run (Megyesi kick blocked), 3:15 – 2nd
NI – Hoambrecker 32 field goal, :09 – 2nd
NI – Benghe 15 run (Hoambrecker kick), 3:16 – 3rd
NI – Hoambrecker 33 field goal, 10:15 – 4th

	IS	NI
First Downs	11	22
Rushes-Yards	34-106	49-248
Passing Yards	93	112
Att-Comp-Int	13-7-1	16-14-0
Total Offense	199	360
Fumbles-Lost	0-0	1-1
Penalties-Yards	8-85	7-55
Time of Possession	25:49	34:11

RUSHING: IS – Dede 15-64 TD, Reese 11-25, 4-9, Guy 4-8;
NI – Benghe 23-128 TD, Carter 20-102 TD, Jurgens 4-7 TD, Lizzi 1-6, Fiech 1-5.

PASSING: IS – Reese 7-13-1 93 TD;

NI – Jurgens 14-16-0 112.

RECEIVING: IS – Signars 2-56, Guy 2-1, Pillow 1-20, King 1-16, Dede 1-0.

NORTHERN IOWA 24 WESTERN KENTUCKY 23

NOVEMBER 10, 2001
L.T. SMITH STADIUM
BOWLING GREEN, KY

Northern Iowa won its first Gateway Conference title since 1996, defeating sixth-ranked Western Kentucky. Mackenzie Hoambrecker's 28-yard field goal with one second left on the clock, his second winning goal of the season with virtually no time remaining, capped a come-from-behind victory that saw the Panthers trailing 23-14 with 5:38 left in the game. Hoambrecker was named the league's Special Teams Player of the Week.

Jake Soliday caught seven passes, second to Ryan Hannam's eight receptions, for a game-high 89 yards. His seven-yard catch with 4:05 left in the game pulled UNI to within 23-21 with the PAT. In the last 5:21 of the game, he caught four passes for 68 yards, all on the same possession, with three leading to his TD catch. All three gave UNI a first down.

Richard Carter scored on a two-yard run with 2:10 left in the third quarter to put the Panthers behind only 16-14, but WKU's Donte Pimpleton scored on a two-yard plunge to give the Hilltoppers a 23-14 lead with 5:38 left in the game. That's when Griff Jurgens, in only his second career start, Soliday and the rest of the Panther offense went to work. After Soliday scored, UNI forced WKU to minus-three yards in three plays and 51 seconds to regain possession of the ball. Hoambrecker's winning kick followed an 11-play, 47-yard, 3:04 drive.

UNI gained 315 yards, including 174 passing, against the nation's third-best defense and held WKU to 286 yards, including only 12 passing yards. Casey Tierney was named the league's Defensive Player of the Week after recording 11 tackles, second to Carlos Dallis, 12 stops. He also had two tackles for loss, one sack and recovered a fumble that halted a third-quarter WKU drive.

NORTHERN IOWA	7	0	7	10	-	24
WESTERN KENTUCKY	3	13	0	7	-	23

WK – Martinez 28 field goal, 6:58 – 1st
NI – Bengé 9 run (Hoambrecker kick), 2:23 – 1st
WK – Pimpleton 4 run (Martinez kick), 8:20 – 2nd
WK – Lowder 0 blocked punt return (Team rush fails), :02 – 2nd
NI – Carter 2 run (Hoambrecker kick), 2:10 – 3rd
WK – Pimpleton 2 run (Martinez kick), 5:38 – 4th
NI – Soliday 7 pass from Jurgens (Hoambrecker kick), 4:05- 4th
NI – Hoambrecker 28 field goal, :01 – 4th

	NI	WK
First Downs	20	14
Rushes-Yards	41-141	58-274
Passing Yards	174	12
Att-Comp-Int	33-20-0	3-1-0
Total Offense	315	286
Fumbles-Lost	1-0	2-1
Penalties-Yards	3-35	7-48
Time of Possession	28:24	31:36

RUSHING: NI – Bengé 20-90 TD, Carter 16-63 TD, Howard 1-3, Seitz 1-0, Jurgens 3-15;
WK – Pimpleton 22-107 2 TDs, Gallishaw 17-54, Brooks 8-48, Veals 1-33, Hamilton 7-20, Frazier 3-12.
PASSING: NI – Jurgens 20-32-0 174 TD, Team 0-1-0 0;
WK – Pimpleton 1-3-0 12.
RECEIVING: NI – Hannam 8-46, Soliday 7-89 TD, Seitz 2-29, Walter 1-10, Mays 1-6, Bengé 1-6.

CAL POLY 13 NORTHERN IOWA 31

NOVEMBER 17, 2001
UNI-DOME
CEDAR FALLS, IA

Northern Iowa finished the regular season with a 9-2 mark, its first nine-win campaign since Terry Allen's 1996 squad went 10-1. That season also was the last time a UNI squad qualified for the 1-AA playoffs. That also was the last season a Panther squad went undefeated at home.

Richard Carter rushed for 122 yards on 20 carries against the Mustangs, his third 100-yard game of the season and his career. All three of his efforts have come in the same game when teammate Adam Bengé has rushed for 100 yards. Bengé gained 111 yards against CPU, becoming UNI's first 1,000-yard rusher since Jeff Stovall turned the trick in 1996. It was his 12th 100-yard rushing game of his career.

Ben Sanderson got the game off on the right foot when he returned the opening kickoff 87 yards for a TD, the first kickoff return for a TD since Tyree Talton ran one back 97 yards versus Eastern Illinois in the 1996 1-AA playoffs. Matt Mitchell recorded three of UNI's season-high six sacks. He ended up with five tackles.

CAL POLY	0	3	3	7	-	13
NORTHERN IOWA	14	0	7	10	-	31

NI – Sanderson 87 kickoff return (Hoambrecker kick), 14:40 – 1st
NI – Carter 21 run (Hoambrecker kick), 1:59 – 1st
CP – Niakan 35 field goal, 11:56 – 2nd
CP – Niakan 34 field goal, 9:43 – 3rd
NI – Soliday 18 pass from Jurgens (Hoambrecker kick), 4:21 – 3rd
NI – Hoambrecker 25 field goal, 10:00 – 4th
NI – Bengé 15 run (Hoambrecker kick), 6:21 – 4th
CP – Jones 7 pass from Peterson (Niakan kick), 3:22 – 4th

	CP	NI
First Downs	17	19
Rushes-Yards	26-39	50-231
Passing Yards	246	133
Att-Comp-Int	47-25-2	18-9-1
Total Offense	285	364
Fumbles-Lost	0-0	1-0
Penalties-Yards	3-20	5-55
Time of Possession	29:15	30:45

RUSHING: CP – Bianchi 8-24, Jones 2-16, Gordon 2-11, Baker 1-6, Young 1-6, Peterson 9-12, Burford 3-12;
NI – Carter 20-122 TD, Bengé 23-111 TD, Fiech 3-7, Lizzi 1-2, Jurgens 3-11.
PASSING: CP – Peterson 20-34-1 203 TD, Burford 5-11-0 43, Team 0-1-0 0, Young 0-1-1 0.
RECEIVING: CP – Herzing 10-90, McCarty 6-74, Williams 5-42, Jones 2-6 TD, Bianchi 1-17, Warren 1-17;
NI – Soliday 5-65 TD, Seitz 2-5, Mays 1-47, Walter 1-16.

NORTHERN IOWA 49 EASTERN ILLINOIS 43

DECEMBER 1, 2001
O'BRIEN STADIUM
CHARLESTON, IL

Northern Iowa, playing in its first 1-AA playoff game since 1996, won just its second 1-AA road playoff game in history when it out-lasted third-ranked Eastern Illinois. UNI's 49 points scored tied a school playoff record for points, matching the 49 scored against Arkansas State in the 1987 quarterfinals.

EIU's J.R. Taylor broke loose for a 49-yard rushing TD with 5:03 left in the second quarter to pull EIU within two points. A one-yard plunge by UNI's Adam Bengé with 2:33 left put UNI up 23-14. Eastern closed ranks again with a 39-yard pass play, but UNI's Adam Vogt blocked the PAT attempt and Daryon Brutley returned it for two UNI points.

UNI never trailed throughout the second half, but EIU did close the gap to three points, 39-36, with 14:08 left in the game. After the Panthers went up 49-36 with 6:58 remaining on Mackenzie Hoambrecker's 27-yard field goal, EIU ended all scoring with 3:27 left on a three-yard pass. The Panthers were able to run out the clock for the victory.

Bengé set school playoff records when he rushed for 177 yards and four TDs on 29 carries. He was named Don Hansen's National Weekly Football Gazette Tri-National Player of the Week for his effort. Hoambrecker made five-of-six PATs, setting a school playoff record with his six attempts and tying the mark for successes.

NORTHERN IOWA	10	15	14	10	-	49
EASTERN ILLINOIS	7	13	8	15	-	43

EI – Cutolo 15 pass from Romo (Besenhofer kick), 11:40 – 1st
NI – Seitz 8 pass from Jurgens (Hoambrecker kick), 6:45 – 1st
NI – Hoambrecker 45 field goal, 3:32 – 1st
NI – Carter 5 run (Hoambrecker kick fails), 6:45 – 2nd
EI – Taylor 49 run (Besenhofer kick), 5:03 – 2nd
NI – Bengé 1 run (Hoambrecker kick), 2:33 – 2nd
EI – Cutolo 39 pass from Romo (Besenhofer kick blocked), 1:27 – 2nd
NI – Brutley PAT return, 1:27 – 2nd
NI – Bengé 1 run (Hoambrecker kick), 9:09 – 3rd
EI – Davis 42 pass from Romo (Davis rush), 6:30 – 3rd
NI – Bengé 6 run (Hoambrecker kick), :17 – 3rd
EI – Cutolo 71 pass from Romo (Gilkey pass), 14:08 – 4th
NI – Bengé 3 run (Hoambrecker kick), 10:49 – 4th
NI – Hoambrecker 27 field goal, 6:58 – 4th
EI – Robinson 3 pass from Romo (Besenhofer kick), 3:27 – 4th

	NI	EI
First Downs	23	23
Rushes-Yards	52-241	26-139
Passing Yards	235	386
Att-Comp-Int	29-16-0	35-22-2
Total Offense	476	525
Fumbles-Lost	0-0	4-0
Penalties-Yards	5-53	3-26
Time of Possession	35:17	24:43

RUSHING: NI – Bengé 29-177 4 TDs, Carter 16-52 TD, Jurgens 6-11, Moothart 1-1;
EI – Taylor 22-154 TD, Romo 4-15.
PASSING: NI – Jurgens 16-29-0 235 TD;
EI – Romo 22-34-2 386 5 TDs, Besenhofer 0-1-0 0.
RECEIVING: NI – Soliday 7-150, Hannam 4-38, Mays 2-19, Sanderson 1-12, Seitz 1-8 TD, Moothart 1-8;
EI – Cutolo 11-217 3 TDs, Davis 4-94 TD, Grace 2-15, Robinson 2-9 TD, Gilkey 1-21, Davis 1-20, Taylor 1-10.



MAINE 28 NORTHERN IOWA 56

DECEMBER 8, 2001
UNI-DOME
CEDAR FALLS, IA

By virtue of its 56-28 win over 16th-ranked Maine, Northern Iowa advanced to its fifth 1-AA semifinal game. UNI set four school playoff records against the Blacks Bears, including its 56 points. Mackenzie Hoambrecker was successful on all six PAT attempts, settings marks for made and attempted extra points in a playoff game. Ken Harris returned a 47-yard interception for a TD with 6:12 left in the game for the final score, setting a new standard for interception return yards. Griff Jurgens threw for a career-high 299 yards and two TDs. He was seven-of-10 on third-down conversions passing for 232 yards. The Panthers, in fact, converted their last eight third downs in the game.

Adam Benge rushed for 114 yards and TDs of three, 63 and five yards, giving him his eighth 100-yard-plus game of the season. In the first two playoff games, he rushed for 291 yards and seven TDs. Casey Tierney recorded only three tackles, but he had one sack, one forced fumble and two fumble recoveries. His sack and forced turnover all occurred on the same series, when UNI was leading 42-28. Five plays later, UNI stretched the margin to 49-28.

The game was tied at 21 at the half and at 28 with 4:23 left in the third quarter before UNI busted loose for several key defensive plays and the 63-yard breakaway TD run by Benge.

MAINE	7	14	7	0	-	28
NORTHERN IOWA	14	7	14	21	-	56

- NI - Hoambrecker 41 field goal, 12:36 - 1st
- NI - Hoambrecker 24 field goal, 10:43 - 1st
- UM - Gomes 3 pass from Eaton (DeVinney kick), 7:42 - 1st
- NI - Carter 8 run (Hannam pass), 5:33 - 1st
- UM - Henry 3 run (DeVinney kick), 10:24 - 2nd
- NI - Benge 3 run (Hoambrecker kick), 1:30 - 2nd
- UM - Gomes 18 pass from Eaton (DeVinney kick), :03 - 2nd
- NI - Soliday 23 pass from Jurgens (Hoambrecker kick), 8:50 - 3rd
- UM - Hayes 12 pass from Eaton (DeVinney kick), 4:23 - 3rd
- NI - Benge 63 run (Hoambrecker kick), 2:41 - 3rd
- NI - Soliday 35 pass from Jurgens (Hoambrecker kick), 12:14 - 4th
- NI - Benge 5 run (Hoambrecker kick), 8:30 - 4th
- NI - Harris 47 interception return (Hoambrecker kick), 6:12 - 4th

	UM	NI
First Downs	25	18
Rushes-Yards	34-145	34-181
Passing Yards	330	299
Att-Comp-Int	44-29-1	26-12-2
Total Offense	475	480
Fumbles-Lost	3-3	0-0
Penalties-Yards	4-31	3-15
Time of Possession	31:30	28:30

- RUSHING: UM** - Henry 15-76 TD, Gomes 1-20, Gelsomino 4-18, Momah 3-18, Eaton 9-16, Williams 1-3, Meczywor 1-6;
- NI** - Benge 12-114 3 TDs, Carter 14-66 TD, Fiech 3-11, Moothart 1-4, Jurgens 4-14.
- PASSING: UM** - Eaton 29-44-1 330 3 TDs, Meczywor 0-0-0 0;
- NI** - Jurgens 12-26-2 299 2 TDs.
- RECEIVING: UM** - Gomes 14-174 2 TDs, Hayes 7-79 TD, Gelsomino 4-47, Minor 4-30;
- NI** - Mays 4-92, Soliday 3-76 2 TDs, Sanderson 2-110, Hannam 1-9, Benge 1-7, Seitz 1-5.

NORTHERN IOWA 0 MONTANA 38

DECEMBER 15, 2001
GRIZZLIE STADIUM
MISSOULA, MT

Northern Iowa ran into a buzz saw at no. 1-ranked Montana in the 1-AA semifinal game. The Grizzlies went up 3-0 on a 36-yard field goal with 9:03 left in the first quarter after the Panthers first held them with no score. UM missed on a 50-yarder with 10:29 left in the first, but UNI's Brent Browner was flagged for roughing the kicker, which gave UM a first down on UNI's 18, leading to the first score. UNI's Griff Jurgens fumbled on the Panthers' own 30 and less than one minute later, UM went up 10-0. Jurgens injured his knee with 33 seconds left in the first period, and the game never was in hand after that.

Tom Petrie came into the game in relief of Jurgens, completing 10-of-21 passes with no interceptions for 178 yards. Carlos Dallis recorded 17 total tackles, including 13 solos.

NORTHERN IOWA	0	0	0	0	-	0
MONTANA	17	14	7	0	-	38

- UM - Snyder 36 field goal, 9:03 - 1st
- UM - Edwards 12 run (Snyder kick), 6:45 - 1st
- UM - Edwards 6 run (Snyder kick), 2:15 - 1st
- UM - Oelkers 14 run (Snyder kick), 12:54 - 2nd
- UM - Humphery 8 run (Snyder kick), 6:21 - 2nd
- UM - Humphery 3 run (Snyder kick), 8:39 - 3rd

	NI	UM
First Downs	13	23
Rushes-Yards	34-70	48-283
Passing Yards	179	95
Att-Com-Int	24-12-1	18-10-0
Total Offense	249	378
Fumbles-Lost	3-1	1-0
Penalties-Yards	5-58	5-26
Time of Possession	26:46	33:14

- RUSHING: NI** - Carter 13-55, Benge 10-26, Fiech 1-4, Jurgens 3-0, Petrie 7-15;
- UM** - Humphery 22-142 2 TDs, Edwards 13-111 2 TDs, Malcom 10-22, Oelkers 1-14, McFarland 1-1, Team 1-7.
- PASSING: NI** - Petrie 10-21-0 178; Jurgens 2-3-1 1;
- UM** - Edwards 8-14-0 65, Neill 2-4-0 30, Team 0-0-0 0.
- RECEIVING: NI** - Hannam 4-22, Mays 3-61, Seitz 3-56, Soliday 2-40;
- UM** - Humphery 4-35, Molden 3-10, Akiona 2-30, Zikmund 1-20.

THE LAST TIME...

INDIVIDUAL

- Two Rushed for 100 Yards: Adam Benge, Richard Carter vs. Cal Poly, 111 yds, 122 yds, 11-17-01
- One Rushed for 100 Yards: Adam Benge vs. Maine, 114 yds, 12-8-01
- One Rushed for 200 Yards: Jeff Stovall vs. Southern Illinois, 248 yds, 10-26-96
- Passed for 200 Yards: Griff Jurgens vs. Maine, 299 yds, 12-8-01
- Passed for 300 Yards: Ryan Helming vs. Western Illinois, 360 yds, 11-18-00
- Passed for 400 Yards: Ryan Helming vs. Southwest Missouri State, 410 yds, 10-28-00

- Last 300-Yard Total Offense: Ryan Helming vs. Western Illinois, 355 yds, 11-18-00
- Received for 100 Yards: Ben Sanderson vs. Maine, 110 yds, 12-8-01
- Received for 150 Yards: Jake Soliday vs. Wayne State, 152 yds, 8-30-01
- Received for 200 Yards: Mike Furrey at Western Illinois, 286 yds, 11-13-99
- Scored 2 TDs Rushing: Adam Benge vs. Maine, 3 TDs, 12-8-01
- Scored 3 TDs Rushing: Adam Benge vs. Maine, 3 TDs, 12-8-01
- Scored 4 TDs Rushing: Adam Benge at Eastern Illinois, 4 TDs, 12-01-01
- Scored 2 TDs Receiving: Jake Soliday vs. Maine, 2 TDs, 12-8-01
- Scored 3 TDs Receiving: Eddie Berlin vs. Prairie View A&M, 3 TDs, 11-11-00
- Scored 4 TDs Receiving: Dedric Ward vs. Western Illinois, 4 TDs, 9-29-95
- Kicked 3 Field Goals: Mackenzie Hoambrecker vs. Prairie View A&M, 3 FGs, 11-11-00
- Kicked 4 Field Goals: Matt Waller vs. Southwest Missouri State, 4 FGs, 9-17-94
- Kicked 5 Field Goals: Brian Mitchell vs. Idaho, 5 FGs, 9-28-91
- Kicked 50+ Field Goal: Mackenzie Hoambrecker vs. Western Illinois, 51 yds, 11-18-00
- Kickoff Return for TD: Ben Sanderson vs. Cal Poly, 87 yds, 11-17-01
- Punt Return for TD: Jake Soliday vs. Indiana State, 49 yds, 11-3-01
- 2 Punt Returns for TD: Dedric Ward vs. St. Cloud State, 46, 42 yds, 9-7-96
- Interception Return for TD: Ken Harris vs. Maine, 47 yds, 12-8-01
- Intercepted 2 Passes: Brent Browner vs. Cal Poly, 11-17-01
- Fumble Recovery for TD: Ken Harris vs. Youngstown State, 9-29-01

TEAM

- Rushed for 200 Yards: 12-1-01, at Eastern Illinois, 241 yds
- Rushed for 300 Yards: 9-29-01, vs. Youngstown State, 300 yds
- Passed for 200 Yards: 12-8-01, vs. Maine, 299 yds
- Passed for 300 Yards: 11-18-00, vs. Western Illinois, 360 yds
- Passed for 400 Yards: 10-28-00, vs. Southwest Missouri State, 410 yds
- 400 Yards Total Offense: 12-8-02, vs. Maine, 480 yds
- 600 Yards Total Offense: 11-9-91, vs. Indiana State, 650 yds
- Scored 30 Points: 12-8-01, vs. Maine, 56 pts
- Scored 40 Points: 12-8-01, vs. Maine, 56 pts
- Scored 50 Points: 12-8-01, vs. Maine, 56 pts
- Scored 60 Points: 11-11-00, vs. Prairie View A&M, 60 pts
- 3 TDs Rushing: 12-8-01, vs. Maine, 4 TDs
- 4 TDs Rushing: 12-8-01, vs. Maine, 4 TDs
- 5 TDs Rushing: 12-1-01, at Eastern Illinois, 5 TDs
- 6 TDs Rushing: 9-17-88, vs. Morgan State, 7 TDs
- 2 TDs Passing: 12-8-01, vs. Maine, 2 TDs
- 3 TDs Passing: 11-18-00, vs. Western Illinois, 3 TDs
- 4 TDs Passing: 11-11-00, vs. Prairie View A&M, 5 TDs
- 5 TDs Passing: 11-11-00, vs. Prairie View A&M, 5 TDs
- 6 TDs Passing: 11-20-99, vs. Southwest State, 6 TDs
- Safety: 11-11-00, vs. Prairie View A&M
- 20 First Downs: 12-1-01, at Eastern Illinois, 23
- 25 First Downs: 10-28-00, vs. Southwest Missouri State, 31
- 30 First Downs: 10-28-00, vs. Southwest Missouri State, 31

Homecoming Results

SINCE 1920 (52-21-7)

1920 UNI 14, Parsons 0
 1921 UNI 7, Simpson 6
 1922 UNI 0, Upper Iowa 0
 1923 Western Union 6, UNI 2
 1924 UNI 13, Simpson 0
 1925 UNI 20, Luther 9
 1926 UNI 34, Buena Vista 0
 1927 UNI 14, Upper Iowa 6
 1928 UNI 0, Grinnell 0
 1929 UNI 7, Simpson 0
 1930 Coe 13, UNI 2
 1931 Western Michigan 14, UNI 0
 1932 UNI 13, Morningside 0
 1933 UNI 0, Simpson 0
 1934 Grinnell 19, UNI 12
 1935 UNI 21, Western Michigan 14
 1936 UNI 6, Morningside 0
 1937 Western Michigan 7, UNI 0
 1938 Morningside 13, UNI 7
 1939 UNI 13, Western Michigan 13
 1940 UNI 13, Pittsburg State 6
 1941 Western Michigan 28, UNI 7
 1942 UNI 26, Morningside 7
 1945 UNI 58, South Dakota State 7
 1946 UNI 0, Western Michigan 0
 1947 UNI 31, Morningside 13
 1948 UNI 33, South Dakota State 7
 1949 UNI 49, Augustana (SD) 0
 1950 Drake 34, UNI 18
 1951 UNI 27, Morningside 7
 1952 South Dakota 34, UNI 20
 1953 UNI 34, Morningside 20
 1954 South Dakota 34, UNI 33
 1955 UNI 13, Morningside 12
 1956 UNI 20, Morningside 20
 1957 UNI 27, North Dakota 20
 1958 Morningside 26, UNI 18
 1959 UNI 14, North Dakota 9
 1960 UNI 26, Morningside 0
 1961 UNI 34, Augustana 6
 1962 UNI 21, Morningside 18
 1963 UNI 9, North Dakota 0
 1964 UNI 24, Morningside 14
 1965 UNI 27, Augustana 21
 1966 UNI 2, Morningside 0
 1967 UNI 23, Augustana 10
 1968 Morningside 14, UNI 13
 1969 UNI 14, South Dakota 2
 1970 Morningside 19, UNI 7
 1971 North Dakota 23, UNI 10
 1972 UNI 27, Morningside 13
 1973 South Dakota 19, UNI 7
 1974 UNI 41, Drake 17
 1975 UNI 20, Augustana 14
 1976 UNI 37, Morningside 7
 1977 Augustana 35, UNI 27
 1978 Western Illinois 21, UNI 7
 1979 UNI 20, Akron 17

1980 UNI 41, Southwest Missouri State 0
 1981 Northern Michigan 17, UNI 13
 1982 Idaho 38, UNI 13
 1983 UNI 41, Wisconsin-La Crosse 0
 1984 UNI 24, Southwest Missouri State 10
 1985 UNI 24, Indiana State 7
 1986 UNI 45, Southwest Missouri State 3
 1987 Montana 33, UNI 16
 1988 Western Illinois 28, UNI 27
 1989 UNI 39, Ferris State 3
 1990 UNI 31, Illinois State 0
 1991 UNI 56, Morgan State 6
 1992 UNI 41, Illinois State 14
 1993 UNI 17, Indiana State 10
 1994 McNeese State 34, UNI 24
 1995 UNI 17, Eastern Illinois 7
 1996 UNI 47, Illinois State 10
 1997 UNI 35, Youngstown State 32
 1998 UNI 31, Cal Poly 7
 1999 UNI 42, Cal Poly 21
 2000 UNI 34, Illinois State 28
 2001 UNI 19, Southern Illinois 14


Gateway Openers (12-5)

Year	Score	Opponent
1985	38-17	@Southwest Missouri
1986	45-3	Southwest Missouri
1987	38-14	@Indiana State
1988	9-28	Southwest Missouri
1989	22-37	@Southwest Missouri
1990	30-9	Southern Illinois
1991	20-21	@Southern Illinois
1992	41-14	Illinois State
1993	20-14	@Southwest Missouri
1994	12-7	Southwest Missouri
1995	17-7	@Western Illinois
1996	47-10	Illinois State
1997	28-27	Southern Illinois
1998	20-27	@Southern Illinois
1999	34-14	Southern Illinois
2000	14-34	@Southern Illinois
2001	30-11	Youngstown State





The Program



Ryan Hannam (1998-01) became UNI's latest NFL draftee

INDIVIDUAL RECORDS

1985 1986 1987 1988 1989 1990 1991 1992 1993 1994 1995 1996

Regular Season Only

RUSHING

Attempted

Game: 47, Steve Harris vs. Northwest Missouri State (1984)

Season: 275, Steve Harris (1984)

Career: 750, Jeff Stovall (1993-96)

Yards Gained Rushing

Game: 382, Kelly Ellis vs. Western Illinois (1979)**

Season: 1,131, Steve Harris (1984)

Career: 3,452, Jeff Stovall (1993-96)

Rushing TDs

Game: 4, Art Landau vs. Morningside (1953); Randy Schultz vs. South Dakota (1965); Terry Allen vs. Nebraska-Omaha (1976); Kelly Ellis vs. South Dakota (1977); Terry Allen vs. North Dakota (1978); Adam Bengé vs. Youngstown State (1998)

Season: 16, Jeff Stovall (1993)

Career: 43, Jeff Stovall (1993-96)

Longest TD Run

98, Arnold Paulsen vs. Augustana (1951)

Longest Running Play from Scrimmage

98, Arnold Paulsen vs. Augustana (1951)

PASSING

Attempted

Game: 69, Ryan Helming at Western Illinois (1999)

Season: 403, Ryan Helming (1999)

Career: 1,093, Ryan Helming (1997-2000)

Completed

Season: 253, Ryan Helming (1999)

Consecutive Games with TD Pass

Individual: 20, Ryan Helming (1998-2000)

Longest TD Pass

99, Jay Johnson to Kenny Shedd (vs. Oklahoma State, 1990)

TD Passes Thrown

Game: 6, Mike Smith vs. McNeese State (1986)

Season: 31, Ryan Helming (1999)

Career: 77, Ryan Helming (1997-2000)

Passes Had Intercepted

Game: 6, Al Wichtendahl vs. Augustana (1970); Ryan Helming at Western Illinois (1999)

Season: 26, Steve Sandon (1981)

Career: 60, Steve Sandon (1978-81)

Yards Gained Passing

Game: 541, Ryan Helming at Western Illinois (1999)

Season: 3,469, Ryan Helming (1999)

Career: 9,089, Ryan Helming (1997-2000)

Most Yards Passing As

Freshman: 1,152, Tom Petrie (2001)

Sophomore: 2,894, Mike Smith (1985)

Junior: 3,469, Ryan Helming (1999)

Senior: 3,145, Ryan Helming (2000)

TOTAL OFFENSE

Total Attempts

Game: 72, Ryan Helming at Western Illinois (1999)

Season: 449, Ryan Helming (1999)

Career: 1,250, Ryan Helming (1997-2000)

Yards Gained

Game: 548, Ryan Helming at Western Illinois (1999)

Season: 3,469, Ryan Helming (1999)

Career: 9,215, Ryan Helming (1997-2000)

RECEPTIONS

Passes Caught

Game: 14, Eddie Berlin at Western Illinois (1999)

Season: 86, Mike Furrey (1998)

Career: 249, Eddie Berlin (1997-2000)

Consecutive Games With a Catch

44, Eddie Berlin (1997-2000)

Yards Gained Passes Caught

Game: 286, Mike Furrey at Western Illinois (1999)

Season: 1,291, Mike Furrey (1997)

Career: 3,876, Dedic Ward (1993-96)

Longest Reception

99, Jay Johnson to Kenny Shedd (1990, vs. Oklahoma State)

TD Passes Caught

Game: 4, Dick Beetsch vs. South Dakota (1954); Dedic Ward vs. Western Illinois (1995)

Season: 16, Eddie Berlin (2000)

Career: 41, Dedic Ward (1993-96)

Consecutive Games Reception TDs

7, Dedic Ward (1994-95); Eddie Berlin (2000)

SCORING

TDs Scored

Game: 4, Randy Schultz vs. South Dakota (1965); Dick Beetsch vs. South Dakota (1954); Art Landau vs. Morningside (1953); Terry Allen vs. Nebraska-Omaha (1976); Kelly Ellis vs. South Dakota (1977); Terry Allen vs. North Dakota (1978); Dedic Ward vs. Western Illinois (1995); Adam Bengé vs. Youngstown State (1998)

Season: 17, Jeff Stovall (1993)

Career: 44, Jeff Stovall (1993-96)

PATs Scored

Game: 11, Doug Jackson vs. Wayne State (1988)

Season: 46, Brian Stegall (1999)

Career: 101, Brian Mitchell (1989-91)

Consecutive PATs Scored

101, Brian Mitchell (1989-91)

Points Scored

Game: 24, Randy Schultz vs. South Dakota (1965); Dick Beetsch vs. South Dakota

(1954); Art Landau vs. Morningside (1953); Terry Allen vs. Nebraska-Omaha (1976), vs. North Dakota (1978); Kelly Ellis vs. South Dakota State (1977); Dedic Ward vs. Western Illinois (1995); Adam Bengé vs. Youngstown State (1998)

Season: 109, Brian Mitchell (1990)

Career: 278, Brian Mitchell (1989-91)

Consecutive Games Scoring Points

33, Brian Mitchell (1989-91)

Most Points Scored by a Kicker

Game: 18, Brian Mitchell (vs. Idaho, 1991)

Season: 109, Brian Mitchell (1990)

Career: 278, Brian Mitchell (1989-91)

Most Points Scored by Kicking Per Game, Season

9.9, Brian Mitchell (1990)**

FIELD GOALS

Longest Field Goal

57, Brian Mitchell (vs. Illinois State, 1991)

Field Goals Attempted

Game: 5, Gene Dietrich vs. South Dakota (1971); Brian Mitchell vs. Idaho (1991)

Season: 30, Mike Molstead (1984)

Field Goals Made

Game: 5, Brian Mitchell vs. Idaho (1991)

Season: 26, Brian Mitchell (1990)**

Career: 59, Brian Mitchell (1989-91)

Consecutive Field Goals Made

Season: 21, Brian Mitchell (1990)**

Career: 26, Brian Mitchell (1990-91)

Highest Percentage Field Goals Made, Season

.96, Brian Mitchell (1990)**

Highest Percentage Field Goals Made Under 40 Yards, Season

100, Brian Mitchell (1990)**; Scott Obermeier (1992)

Most Times Kicking Three Field Goals in a Game, Season

7, Brian Mitchell (1990)**

Most Times Kicking Two or More Field Goals in a Game, Season

10, Brian Mitchell (1990)**

PUNTING

Punting Average

Game: 51.0, Clay Netusil vs. Central Missouri State (1984)

Season: 43.1, Mike Johnson (1983); Clay Netusil (1986)

Most Punts

Game: 13, Clay Netusil vs. Youngstown State (1984)

Season: 79, Mike Johnson (1982)

Career: 207, Mike Johnson (1980-83)

Most Punt Yardage

Season: 3,000, Mike Johnson (1982)

Career: 8,169, Mike Johnson (1980-83)

Longest Punt

76, Tim Mosley vs. Indiana State (1992)

RETURNS

Pass Interceptions

Game: 3, Nelson Converse vs. Morningside (1972); Randy Junkman vs. Augustana (1971); Lynn King vs. Augustana (1966); Bruce Montgomery vs. North Dakota (1964); Dave Cox vs. South Dakota (1960); Leo Kagan vs. Northeast Missouri State (1939); Nick Maragos vs. Morningside (1975); Mike Smiley vs. Eastern Illinois (1979); Tyree Talton vs. Iowa (1995)

Season: 8, Bill Smith (1967); Willie Beamon (1990)

Career: 20, Mike Woodley (1970-73)

Yards, Intercepted Passes

Game: 110, Willie Beamon (vs. Eastern Illinois, 1989)

Season: 212, Ryan Doak (2000)

Career: 310, Ryan Doak (1997-2000)

Longest Interception Return

100, Moses Aimable (vs. Western Illinois, 1985); Ryan Doak (vs. Indiana State, 2000)

Longest Kickoff Return

100, Ben McCabe vs. Coe (1939-TD); Craig Nordlie vs. Drake (1981-TD)

Most Kickoff Return Yards

Game: 197, Tyree Talton (vs. Iowa State, 1996)

Season: 835, Wes Anderson (1988)

Career: 1,999, Tyree Talton (1995-98)

Longest Punt Return

93, Joe Fuller vs. Wisconsin-Whitewater (1984)

Most Punt Return Yards

Game: 131, Milo Popovic (vs. Wayne State, 1988)

Season: 525, Milo Popovic (1989)

Career: 1,072, Kenny Shedd (1989-92)

TACKLES

Total Tackles

Game: 23, Marcus Easter vs. Iowa State (1996); Matt Pedersen vs. Youngstown State (1999)

Season: 150, Matt Pedersen (1999)

Career: 453, Ryan Doan (1997-00)

Total Sacks

Game: 4, Matt Pedersen vs. Indiana State (1997)

Season: 15, William Freney (1992)

BLOCKED KICKS

Game: 2, David Gunn vs. Cal Poly (2000)

Career: 7, David Gunn (1999-00)

**Led nation in category

TEAM RECORDS

CAA 1-AA PLAYOFFS • 85 87 90 91 92 93 94 95 96 01



Regular Season Only

RUSHING

Rushing Attempts

Game: 79 vs. North Dakota (1951)

Season: 624 (1976)

Fewest Rushes Allowed

11 vs. Western Illinois (1987)

Net Yards Rushing

Game: 636 vs. Augustana (1951)

Season: 2,760 (1976)

TDs Scored Rushing

Game: 10 vs. Augustana (1951)

Season: 29 (1964)

First Downs Rushing

Game: 22 vs. Morgan State (1988); vs.

Southern Illinois (1992)

Season: 142 (1964)

PASSING

Passes Attempted

Game: 69 at Western Illinois (1999)

Season: 439 (1999)

Passes Completed

Game: 38 at Western Illinois (1999)

Season: 279 (1999)

Passes Had Intercepted

Game: 7 vs. North Dakota (1970); vs.

Montana State (1986)

Season: 31 (1970)

Net Yards Passing

Game: 541 at Western Illinois (1999)

Season: 3,717 (1999)

TDs Scored Passing

Game: 6 vs. McNeese State (1986); vs.

Winona State (1998)

Season: 33 (1999)

Consecutive Games With TD Pass

22, 1998-2000 (Todd Goebbel, Ryan

Helming)

First Downs Passing

Game: 20 vs. Montana State (1986)

Season: 157 (1999)

TOTAL OFFENSE

Total Offense Attempts

Game: 103 vs. Western Illinois (1987)

Season: 872 (1985)

Net Yards Total Offense

Game: 726 vs. Evansville (1980)

Season: 5,235 (1999)

Total First Downs

Game: 33 vs. Augustana (1977); vs.

Western Illinois (1987)

Season: 262 (1999)

WINS, LOSSES

Most Victories, Season

10 (1985, 1991, 1992, 1996)

Most Consecutive Wins (Reg. Season)

16 (1991-92)

Consecutive Conference Wins

31 (North Central Conference), Nov. 4,
1939-Oct. 8, 1949

Most All-Time Consecutive Wins Over an Opponent in a Series

9, vs. Augustana (SD) (1947-55, 1960-68);
vs. Morningside (1959-67); vs. North
Dakota (1947-55); vs. South Dakota
State (1964-72)

Most Consecutive CURRENT Wins Over an Opponent in a Series

11, vs. Indiana State

All-Time Home Winning Streak In Regular-Season Games

29, Sept. 23, 1989-Sept. 17, 1994

Most Losses, Season

9 (1978)

Most Consecutive Losses

7 (1916, 1968-69)

Most Ties, Season

3 (1928, 1937)

Consecutive 1-AA Poll Rankings

96, Sept. 24, 1990-Nov. 9, 1997

SCORING

Points Scored

Game: 82 vs. Wisconsin-Platteville (1915,
82-0)

Season: 400 (1999, 11 games)

Points Scored Against

Game: 95 vs. Iowa State (1914, 95-0)

Season: 339 (1987, 11 games)

Most Points Scored, Second Half

49 vs. Wisconsin-Whitewater (1984)

Most Field Goals Made Per Game

2.4 (1990, 26 made)

DEFENSE

Fumbles in a Game

9 vs. Southern Illinois (1983)

Fumbles Lost in a Game

6 vs. Southern Illinois (1983)

Interceptions Made

Game: 7 vs. South Dakota (1960)

Season: 27 (1975)

Most Punt Returns, Game

12 vs. Youngstown State (1984)

HIGHEST SCORING GAMES

(Both Teams)

Pts. Opponent	Yr.	W/L	Score
137 Coe	1899	L	57-80
96 Evansville	1980	W	63-33
95 Iowa	1914	L	0-95
93 McNeese State	1986	W	55-38
92 Eastern Illinois	2001	W	49-43
88 Youngstown St.	1981	W	45-43
87 Wyoming	1993	L	42-45
86 Southern Utah	1997	W	53-33
85 Western Illinois	2001	L	41-44
84 Illinois State	1997	W	50-34
84 Cal Poly	2000	W	43-41
84 Maine	2001	W	56-28
82 UW-Platteville	1915	W	82-0

81 Iowa Training	1904	W	76-5
81 South Dakota St.	1952	W	47-34
81 Ball State	2001	W	42-39
80 Upper Iowa	1900	L	12-68
80 UW-Whitewater	1984	W	73-7
78 Nevada-Las Vegas	1975	L	30-48
77 Wayne State (NE)	1988	W	77-0
77 Iowa State	1987	L	38-39
76 Youngstown St.	1985	W	50-26
75 Coe	1904	W	75-0
75 Illinois State	1999	L	28-47
74 Augustana	1951	W	67-7
74 Prairie View A&M	2000	W	60-14
73 Western Illinois	1999	L	27-46
73 Winona State	1998	W	66-7
73 Morgan State	1988	W	59-14
73 Idaho	1981	L	14-59
71 Dubuque	1919	W	71-0
71 South Dakota St.	1953	L	19-52
71 Montana State	1986	L	25-46
70 NE Missouri St.	1956	W	44-26
70 Western Kentucky	1991	W	49-21
70 Indiana State	1991	W	49-21

MARGINS OF DEFEAT

Mar.	Opponent	Year	Score
95	Iowa	1914	0-95
68	Iowa	1900	0-68
66	Iowa	1997	0-66
58	North Dakota State	1977	0-58
58	Iowa	1902	5-63
56	Upper Iowa	1900	12-68
52	Iowa State	1902	0-52
50	Drake	1900	0-50
49	Coe	1918	3-52
49	Pitt	1988	10-59
47	Drake	1945	6-53
45	Idaho	1981	14-59
45	Iowa State	2001	0-45
42	Lennox	1896	0-42
42	Iowa	1913	3-45
42	North Dakota State	1972	0-42

VICTORY MARGINS

Mar.	Opponent	Year	Score
82	UW-Platteville	1915	82-0
77	Wayne State (NE)	1988	77-0
75	Coe	1904	75-0
71	Iowa Training	1904	76-5
71	Dubuque	1919	71-0
66	UW-Whitewater	1984	73-7
63	Lennox	1910	63-0
59	Winona State	1998	66-7
56	Waterloo HS	1897	56-0
56	Ellsworth JC	1921	56-0
55	Lennox	1903	55-0
54	Fairbank HS	1908	54-0
51	Ellsworth JC	1919	51-0
50	Augustana	1954	50-0
50	Morgan State	1991	56-6
49	Augustana	1949	49-0
49	Augustana	1964	49-0
48	Moorhead State	1993	48-0
48	Nebraska-Omaha	1942	48-0
48	Iowa Wesleyan	1924	54-6
47	Augustana	1952	47-0
46	Drake	1946	46-0
46	Montana State	1987	53-7
46	Prairie View A&M	2000	60-14

45	Western Illinois	1987	52-7
45	Simpson	1940	52-7
45	North Dakota State	1941	51-6
45	Morgan State	1988	59-14
45	Lock Haven	1995	55-10
45	Winona State	1995	48-3

ATTENDANCE MARKS (Since 1976) In the UNI-Dome

- 16,324 vs. Southwest Missouri State (1990); vs. Idaho (1992); vs. Southwest Missouri State (1992); vs. Southern Illinois (1993); vs. McNeese State (1994); vs. Illinois State (1994); vs. Idaho (1995)
- 15,476 vs. Western Illinois (1996)
- 15,429 vs. Indiana State (1991)
- 15,383 vs. Western Illinois (1994)
- 15,100 vs. North Dakota State (1976)
- 15,086 vs. Illinois State (1992)
- 14,920 vs. Indiana State (1988)
- 14,727 vs. Southwest Missouri State (1996)
- 14,692 vs. McNeese State (1996)
- 14,689 vs. Illinois State (1990)
- 14,552 vs. Western Illinois (1992)
- 14,522 vs. Illinois State (1996)
- 14,431 vs. Indiana State (1993)

On the Road

- 70,397 at Iowa (1995)
- 66,325 at Iowa (1997)
- 50,120 at Minnesota (1987)
- 47,092 at Iowa State (2001)
- 46,515 at Iowa State (1987)
- 46,219 at Iowa State (1988)
- 45,647 at Iowa State (1990)
- 40,646 at Iowa State (1992)
- 40,294 at Iowa State (1994)
- 40,122 at Iowa State (1996)
- 36,300 at Oklahoma State (1990)
- 35,755 at Pittsburgh (1988)
- 28,820 at Kansas State (1986)
- 28,275 at Kansas State (1989)
- 26,490 at Boise State (2000)
- 21,275 at Ohio (1999)
- 21,119 at Youngstown State (2000)
- 19,572 at McNeese State (1993)
- 18,848 at Montana (2001)

Overall

- 70,397 at Iowa (1995)
- 66,325 at Iowa (1997)
- 50,120 at Minnesota (1987)
- 47,092 at Iowa State (2001)
- 46,515 at Iowa State (1987)
- 46,219 at Iowa State (1988)
- 45,647 at Iowa State (1990)
- 40,646 at Iowa State (1992)
- 40,295 at Iowa State (1994)
- 40,122 at Iowa State (1996)
- 36,300 at Oklahoma State (1990)
- 35,755 at Pittsburgh (1988)
- 28,820 at Kansas State (1986)
- 28,275 at Kansas State (1989)
- 26,490 at Boise State (2000)
- 21,275 at Ohio (1999)
- 21,119 at Youngstown State (2000)
- 19,572 at McNeese State (1993)
- 18,848 at Montana (2001)

PLAYOFF/BOWL RECORDS

NCAA 1-AA PLAYOFFS • 85 87 90 91 92 93 94 95 96

INDIVIDUAL

RUSHING

Game: 77, Adam Bengé (vs. Eastern Illinois), 2001
 Longest Run: 68, Sylvester Brown (vs. Montana), 1994

PASSING

Attempted: 62, Mike Smith (vs. Northeast Louisiana), 1987
 Completed: 37, Mike Smith (vs. Northeast Louisiana), 1987
 Intercepted: 6, Jay Johnson (vs. Boise State), 1990
 Yardage: 418, Mike Smith (vs. Northeast Louisiana), 1987
 TDs: 6, Mike Smith (vs. Northeast Louisiana), 1987
 Longest Completion: 78, Mike Smith (vs. Arkansas State), 1987
 Longest Scoring: 78, Mike Smith (vs. Arkansas State), 1987

RECEIVING

Caught: 12, Wes Anderson (vs. Northeast Louisiana), 1987
 Longest: 78, Wes Anderson (vs. Arkansas State), 1987
 Longest TD: 78, Wes Anderson (vs. Arkansas State), 1987
 Most Yardage: 143, Scott Francke (vs. Georgia Southern), 1985
 TD Catches: 3, Sherrod Howard (vs. Northeast Louisiana), 1987; Alonzo Clayton (vs. Murray State), 1995

SCORING

TDs: 4, Adam Bengé (vs. Eastern Illinois), 2001
 PAT Attempts: 6, Mackenzie Hoambrecker (vs. Eastern Illinois, Maine), 2001
 PATs Made: 6, Mackenzie Hoambrecker (vs. Maine), 2001

TOTAL OFFENSE

Yards: 410, Mike Smith (vs. Northeast Louisiana), 1987

MISCELLANEOUS

Longest KO Return: 97, Tyree Talton (vs. Eastern Illinois), 1996
 Longest Punt Return: 58, Alonzo Clayton (vs. Marshall), 1996
 Passes Intercepted: 2, Bruce Montgomery (Pecan Bowl), 1964; Todd Harrington (vs. Boston University), 1993
 Longest Interception Return: 47, Ken Harris (vs. Maine), 2001

TEAM

RUSHING

No.: 71 (Pecan Bowl), 1964
 Yards: 266 (vs. Weber State), 1991

PASSING

Attempts: 62 (vs. Northeast Louisiana), 1987
 Completions: 37 (vs. Northeast Louisiana), 1987
 Interceptions: 6 (vs. Boise State), 1990
 Yards: 418 (vs. Northeast Louisiana), 1987
 TDs: 6 (vs. Northeast Louisiana), 1987

TOTAL OFFENSE

Plays: 107 (vs. Northeast Louisiana), 1987
 Yards: 552 (vs. Georgia Southern), 1985

DEFENSIVE RECORDS

RUSHING BY AN OPPONENT

Plays: 60 (Eastern Illinois), 1996
 Yards: 415 (Georgia Southern), 1985
 TDs: 5 (Montana), 2001
 Longest TD: 70 (Georgia Southern), 1985

PASSING BY AN OPPONENT

Attempts: 51 (Montana), 1994; (Murray State), 1995
 Completions: 38 (Montana), 1994
 Interceptions: 4 (McNeese State), 1992
 Yards: 436 (Montana), 1994
 TDs: 5 (William & Mary), 1996; (Eastern Illinois), 2001
 Longest TD: 80 (Pecan Bowl), 1964

TOTAL OFFENSE

Plays: 91 (Murray State), 1995
 Yards: 590 (Murray State), 1995

RUSHING — LEAST AGAINST UNI

Plays: 23 (Eastern Washington), 1985
 Yards: 18 (Montana), 1994

PASSING — LEAST AGAINST UNI

Attempts: 6 (Georgia Southern), 1985
 Completions: 2 (Georgia Southern), 1985
 Interceptions: 0 (Several)
 TDs: 0 (Several)

TOTAL OFFENSE — LEAST AGAINST UNI

Plays: 50 (Pecan Bowl), 1964
 Yards: 164 (Western Kentucky), 1975

SCORING

Most Points: 44 (Northeast Louisiana), 1987
 Least Points: 7 (McNeese State), 1992

Top 1-AA Playoff Teams

- | | | |
|----------------------|----|----------------------|
| 1. Eastern Kentucky | 17 | Delaware |
| 2. Georgia Southern | 13 | Furman |
| 3. Jackson State | 12 | Idaho |
| | | Montana |
| 5. Appalachian State | 11 | 9. Northern Iowa |
| | | 10. Youngstown State |

Top 1-AA All-Time Won-Lost Records by Victories

Includes records as a senior college only, minimum of 20 seasons of competition. Bowl and playoff games are included.

Team	Wins	Team	Wins
Yale	809	William & Mary	482
Pennsylvania	749	Eastern Kentucky	478
Princeton	743	Massachusetts	478
Harvard	743	Tennessee State	469
Fordham	696	Hampton	461
Dartmouth	627	Western Kentucky	459
Lafayette	592	Appalachian State	457
Cornell	587	Tennessee-Chattanooga	451
Lehigh	576	Northwestern State	449
Delaware	575	New Hampshire	445
Holy Cross	548	Georgetown	441
Dayton	543	Grambling State	440
Northern Iowa	531	Montana	439
Bucknell	529	Maine	436
Colgate	528	Western Illinois	434
Brown	528	Howard	433
Butler	507	Virginia Military	431
Drake	501	Richmond	431
Villanova	497	Elon	429
Florida A&M	483	Southwest Texas State	429
Furman	497		
Florida A&M Southern	490		
University	482		

ANNUAL LEADERS

CAA 1-AA PLAYOFFS • 85 87 90 91 92 93 94 95 96 01



(x-Statistic Unavailable)

Steve Harris

RUSHING (1949-2001)

YEAR	PLAYER	ATT.	YDS.	AVG.	TD
2001	Adam Benge	241	1383	5.7	16
2000	Michael Gerrell	162	611	3.8	13
1999	Adam Benge	166	778	4.7	9
1998	Steve Jenkins	174	829	4.8	6
1997	Terry Hollimon	200	864	4.3	10
1996	Jeff Stovall	258	1105	4.3	15
1995	Jeff Stovall	173	716	4.1	7
1994	Jeff Stovall	176	823	4.7	8
1993	Jeff Stovall	266	1191	4.5	16
1992	Tank Corner	240	903	3.8	6
1991	Tank Corner	172	873	5.1	5
1990	Mike Schulte	151	642	4.3	0
1989	Steve Hougom	152	618	4.1	4
1988	Woody Wright	159	599	3.8	4
1987	Carl Boyd	253	1223	4.8	12
1986	Errol Peebles	147	747	5.1	6
1985	Carl Boyd	288	1258	4.4	17
1984	Steve Harris	275	1131	4.1	9
1983	Chris Miliner	134	530	4.0	7
1982	Chris Miliner	115	455	4.0	3
1981	Davey Lewis	176	654	3.7	5
1980	Chris Miliner	163	899	5.5	5
1979	Kelly Ellis	228	1093	4.8	3
1978	Kelly Ellis	189	742	3.9	4
1977	Kelly Ellis	157	853	5.4	10
1976	Neal Moses	167	1010	6.0	6
1975	Tom Scalissi	241	1104	4.6	6
1974	Pat Batten	184	1013	5.5	12
1973	Pat Batten	133	645	4.9	0
1972	Scott Swartzendruber	144	547	3.8	7
1971	Jerry Roling	160	388	2.2	5
1970	Roger Jones	127	404	3.2	5
1969	Roger Jones	160	676	4.2	5
1968	Dennis Kettner	186	826	4.4	8
1967	Ralph Thomsen	186	776	4.1	8
1966	Terry Fox	140	620	4.4	X
1965	Randy Schultz	210	909	4.3	X
1964	Randy Schultz	236	1072	4.5	X
1963	Randy Schultz	142	827	5.8	X
1962	Dan Boals	182	1039	5.7	X
1961	Dan Boals	162	1003	6.2	X
1960	Warren Hansen	124	602	4.9	X
1959	Max Huffman	93	489	5.3	X
1958	Max Huffman	66	400	6.1	X
1957	Lew Roberts	96	514	5.4	X
1956	Ron Brinkley	129	626	4.8	X
1955	Larry Bitcon	138	639	4.6	X
1954	Larry Bitcon	65	301	4.6	X
1953	Arthur Landau	157	676	4.3	X
1951	Leland Crew	71	418	5.9	X
1950	Bud Fisher	132	873	6.6	X
1949	Bud Rainbow	99	361	3.7	X

ALL-TIME RUSHING LEADERS

Game	Year	YDS.
1. Kelly Ellis vs. Western Illinois,	1979	382
2. Steve Harris vs. NW Missouri St.,	1984	275
3. Tank Corner vs. Southern Illinois,	1992	254
4. Randy Schultz vs. South Dakota St.,	1963	253
5. Jeff Stovall vs. Southern Illinois,	1996	248
6. Chris Miliner vs. Evansville,	1980	221
7. Wes Anderson vs. Wayne State,	1988	219
8. Dan Boals vs. North Dakota,	1961	208
9. Chris Miliner vs. Arkansas Tech,	1980	205
10. Carl Boyd vs. Delaware State,	1985	203
11. Carl Boyd vs. Eastern Illinois,	1987	195

1,000-YARD RUSHERS (SINCE 1949. INCLUDES PLAYOFF GAMES)

Season	Player	Year
1. 1,383,	Adam Benge	(2001)
2. 1,258,	Carl Boyd	(1985)
3. 1,223,	Carl Boyd	(1987)
4. 1,191,	Jeff Stovall	(1993)
5. 1,131,	Steve Harris	(1984)
6. 1,105,	Jeff Stovall	(1996)
7. 1,104,	Tom Scalissi	(1975)
8. 1,093,	Kelly Ellis	(1979)
9. 1,072,	Randy Schultz	(1964)
10. 1,039,	Dan Boals	(1962)
11. 1,013,	Pat Batten	(1974)
12. 1,010,	Neal Moses	(1976)
13. 1,003,	Dan Boals	(1961)



Ken Macklin

PASSING (1949-2001)

YEAR	PLAYER	ATT.	COM.	YDS.	INT.	TD
2001	Tom Petrie	209	107	1330	12	7
2000	Ryan Helming	380	219	3145	9	30
1999	Ryan Helming	403	253	3469	14	31
1998	Ryan Helming	310	190	2475	6	16
1997	Shane Fortney	349	180	2558	12	16
1996	Steve Beard	360	197	3433	12	26
1995	Chris Berg	258	146	2751	8	23
1994	Brett O'Donnell	325	177	2417	12	12
1993	Kurt Warner	296	173	2747	14	17
1992	Jay Johnson	336	175	2937	14	23
1991	Jay Johnson	290	159	2399	7	20
1990	Jay Johnson	320	163	2929	13	15
1989	Ken Macklin	255	139	2046	15	15
1988	Ken Macklin	217	116	1415	11	5
1987	Mike Smith	386	228	2859	15	23
1986	Mike Smith	303	190	3125	16	27
1985	Mike Smith	358	205	2894	15	18
1984	Larry Miller	276	147	1988	12	18
1983	Larry Miller	287	145	1862	15	10
1982	Larry Miller	257	142	1767	9	12
1981	Steve Sandon	367	219	2700	26	24
1980	Steve Sandon	334	186	2761	19	22
1979	Steve Sandon	168	79	797	13	2
1978	Terry Allen	211	79	1113	18	12
1977	Terry Allen	115	50	970	7	5
1976	Terry Allen	188	83	1119	12	8
1975	Bill Salmon	236	111	1773	12	18
1974	Bill Salmon	180	80	1699	9	11
1973	Bill Salmon	140	50	963	14	5
1972	Jim O'Donnell	84	32	460	10	4
1971	Al Wichtendahl	175	66	774	8	5
1970	Gary Weber	113	41	578	11	3
1969	Bill Raun	290	128	1818	23	10
1968	Phil Schooley	301	148	1745	12	12
1967	Phil Schooley	261	112	1193	11	5
1966	Ed Mulholland	115	47	537	6	1
1965	Dick Olin	108	45	705	8	6
1964	Rich Oliphant	91	59	893	5	6
1963	Rich Oliphant	60	28	302	1	3

ANNUAL LEADERS

NCAA 1-AA PLAYOFFS • 85 87 90 91 92 93 94 95 96

1962	Dick Lange	66	25	315	7	0
	Dave Cox	83	43	464	7	4
1961	Dave Cox	99	47	738	7	14
1960	Jerry Morgan	160	72	1130	5	10
1959	Jerry Morgan	41	15	273	6	2
	Jim Damron	50	16	240	7	1
1958	Jim Damron	116	45	663	5	5
1957	Tom Murphy	30	14	232	2	2
1956	Ron Brinkley	70	30	400	5	6
1955	Ollie Isaak	86	39	632	2	7
1954	Ralph Capitani	173	81	1358	12	10
1953	Ralph Capitani	208	97	1444	15	13
1951	Bud Rainbow	35	13	316	9	1
1950	Bud Rainbow	75	34	507	10	2
1949	Bud Rainbow	39	18	352	2	3

1964	Del Hammond	17	242	14.2	2
1963	Larry Thompson	22	221	10.0	1
1962	Larry Thompson	13	142	10.9	1
1961	Howard Becker	16	299	18.6	4
1960	John Raffensperger	23	378	16.4	2
1959	Greg Bice	7	135	19.2	X
	Dean Hartman	7	122	17.4	X
1958	Bobby Hahn	18	202	11.2	2
1957	Lew Roberts	5	132	26.4	1
1956	Larry Sabus	7	80	11.4	2
1955	Dick Beetsch	15	342	22.8	6
1954	Dick Beetsch	40	741	18.5	11
1953	Dick Beetsch	54	837	15.5	9
1951	Leland Crew	6	198	33.0	1
1950	Don Prior	13	189	14.5	0
1949	Stan Brown	9	261	29.0	3



Scott Francke

RECEIVING (BY RECEPTIONS) (1949-2001)

YEAR	PLAYER	NO.	YDS.	AVG.	TD
2001	Jake Soliday	56	907	16.2	8
2000	Eddie Berlin	74	1195	16.2	16
1999	Mike Furrey	74	1179	15.9	10
1998	Mike Furrey	86	1074	12.5	10
1997	Mike Furrey	82	1291	15.7	7
1996	Dedric Ward	70	1556	22.2	17
1995	Dedric Ward	50	1283	25.7	15
1994	Dedric Ward	60	1083	18.1	9
1993	Tim Mosley	47	956	20.3	9
1992	Chris Nuss	44	547	12.4	5
1991	Mike Schulte	35	333	9.5	3
1990	Chris Nuss	31	502	16.2	2
1989	Milo Popovic	36	526	14.6	9
1988	Woody Wright	40	447	11.2	3
1987	Wes Anderson	71	791	11.1	5
1986	Carl Boyd	52	893	17.2	5
1985	Scott Francke	50	810	16.2	5
1984	Martin Bruder	41	662	16.1	6
1983	James Hutchings	43	580	13.5	1
1982	Darryl Goree	25	478	19.1	4
1981	Ken Harvey	78	1161	14.9	15
1980	Ken Harvey	51	935	18.3	6
1979	Kenny McNeail	29	330	11.4	1
1978	Ron Hadley	25	358	14.3	0
1977	Mark Hendrickson	22	334	15.2	1
1976	Rick Ver Huel	34	459	13.5	4
1975	Dave Schooley	43	814	18.9	11
1974	Dave Schooley	35	892	15.5	9
1973	Dave Schooley	22	483	22.0	4
1972	Bruce Dinnebier	12	186	15.5	0
1971	Larry Skartvedt	35	469	13.4	3
1970	Larry Skartvedt	30	488	16.3	2
1969	Randy Ruisch	39	455	11.4	2
1968	Marv Johnson	48	586	12.2	7
1967	Marv Johnson	32	403	12.5	1
1966	Terry Fox	30	439	14.6	3
1965	Ted McPherson	16	228	14.2	1



Terry Allen

SCORING (1949-2001)

YEAR	PLAYER	TD	PAT	FG	PTS.
2001	Adam Benge	16	1	0	98
2000	Eddie Berlin	16	0	0	96
1999	Brian Stegall	0	46	10	76
1998	Mike Furrey	10	0	0	60
1997	Terry Hollimon	10	0	0	60
1996	Dedric Ward	19	0	0	114
1995	Dedric Ward	15	0	0	90
1994	Matt Waller	0	24	17	75
1993	Jeff Stovall	17	0	0	102
1992	Scott Obermeier	0	43	18	97
1991	Brian Mitchell	0	46	22	112
1990	Brian Mitchell	0	31	27	112
1989	Brian Mitchell	0	30	14	72
1988	Doug Jackson	0	31	9	58
1987	Carl Boyd	18	0	0	108
1986	Brian Baker	10	2	0	62
1985	Carl Boyd	19	2	0	116
1984	Mike Molstead	0	36	17	87
1983	Mike Molstead	0	17	15	62
1982	Steve Schonert	0	39	13	78
1981	Ken Harvey	15	2	0	92
1980	Steve Schonert	0	39	13	78
1979	Mark Fullbright	8	2	0	50
1978	Terry Allen	10	0	0	60
1977	Kelly Ellis	10	0	0	60
1976	Terry Allen	14	0	0	84
1975	Dave Schooley	11	2	0	68
1974	Pat Batten	12	0	0	72
1973	Dave Hodam	6	0	0	36
1972	Scott Swartzendruber	7	2	0	44
1971	Jerry Roling	5	0	0	30
1970	Gene Dietrich	0	10	7	31
1969	Gene Dietrich	0	22	6	40
1968	Dennis Kettner	8	2	0	50
1967	Ralph Thomsen	8	0	0	48
1966	Terry Fox	5	0	0	30

ANNUAL LEADERS

CAA 1-AA PLAYOFFS • 85 87 90 91 92 93 94 95 96 01



1965	Randy Schultz	10	0	0	60
1964	Bruce Montgomery	13	0	0	78
1963	Larry Thompson	7	12	2	60
1962	Dan Boals	12	18	0	90
1961	Dan Boals	10	19	0	79
1960	Warren Hansen	8	0	0	48
1959	Ailee Nowden	5	2	0	32
1958	Max Huffman	5	10	0	40
1957	Lew Roberts	8	0	0	48
1956	Pat Halligan	7	0	0	42
1955	Larry Bitcon	12	0	0	72
1954	Dick Beetsch	11	0	0	66
1953	Arthur Landau	14	0	0	84
1951	Pat Halligan	6	0	0	36
1950	Bud Rainbow	9	0	0	54
1949	Paul DeVan	7	0	0	42

1965	Doug Korver	20-23	0-0	20
1964	Sid Sickles	15-X	1-X	18
1963	Larry Thompson	10-X	2-X	16
1962	Dan Boals	18-X	0-0	18
1961	Dan Boals	19-X	0	19
1960	Jerry Morgan	17-X	0	17
1955	Frank Sovich	18-33	0	18
1954	Larry Bitcon	12-21	0	12
1953	James Wachenheim	22-X	0	22
1951	James Wachenheim	18-26	0	18
1950	Don Prior	11-X	0	11
1949	Dick Skain	20-X	0	20



Doug Jackson

KICK SCORING (1949-2001)

YEAR	PLAYER	PAT	FG	PTS.
2001	Mackenzie Hoambrecker	41-43	18-25	95
2000	Mackenzie Hoambrecker	44-49	13-22	83
1999	Brian Stegall	46-52	10-14	76
1998	Julio Guzman	32-34	8-13	56
1997	Julio Guzman	25-34	9-15	52
1996	Matt Waller	50-53	17-24	101
1995	Matt Waller	30-34	10-20	60
1994	Matt Waller	24-26	17-27	75
1993	Scott Obermeier	35-39	12-21	71
1992	Scott Obermeier	43-44	18-23	97
1991	Brian Mitchell	46-46	22-28	112
1990	Brian Mitchell	31-31	27-28	112
1989	Brian Mitchell	30-30	14-19	72
1988	Doug Jackson	31-32	9-13	58
1987	Kevin Mote	30-31	6-8	48
1986	Kevin Mote	22-25	7-12	43
1985	Mike Angell	29-33	15-22	74
1984	Mike Molstead	36-38	17-30	87
1983	Mike Molstead	17-22	15-21	62
1982	Steve Schonert	19-20	7-14	40
1981	Steve Schonert	29-32	6-13	47
1980	Steve Schonert	39-40	13-20	78
1979	Terry Lang	17-18	7-8	38
1978	Terry Lang	17-18	7-8	38
1977	Mark Whitver	21-24	3-4	30
1976	Mark Whitver	26-31	6-8	44
1975	Jim Fransen	33-35	3-6	42
1974	Kriss Smith	30-34	2-8	36
1973	Kriss Smith	15-16	5-11	30
1972	Herb McNeil	9-10	0-2	9
1971	Gene Dietrich	10-10	4-15	22
1970	Gene Dietrich	10-12	7-10	31
1969	Gene Dietrich	22-X	6-12	40
1968	Dick Klautd	22-X	1-X	25
1967	Bill Kovacevich	12-X	6-X	30
1966	Jerry Malloy	5-X	4-X	17



Jay Johnson

TOTAL OFFENSE (1949-2001)


YEAR	PLAYER	PLAYS	RUSH	PASS	TOTAL
2001	Tom Petrie	293	232	1330	1562
2000	Ryan Helming	429	113	3145	3258
1999	Ryan Helming	449	0	3469	3469
1998	Ryan Helming	368	10	2475	2485
1997	Shane Fortney	411	97	2558	2655
1996	Steve Beard	409	-30	3433	3403
1995	Chris Berg	328	-231	2751	2520
1994	Brett O'Donnell	385	-68	2417	2349
1993	Kurt Warner	354	-144	2747	2603
1992	Jay Johnson	406	-155	2937	2782
1991	Jay Johnson	367	-16	2399	2383
1990	Jay Johnson	390	-192	2929	2737
1989	Ken Macklin	327	-218	2046	1828
1988	Ken Macklin	286	33	1415	1448
1987	Mike Smith	465	-104	2859	2755
1986	Mike Smith	372	-11	3125	3114
1985	Mike Smith	435	79	2894	2973
1984	Larry Miller	337	-91	1988	1897
1983	Larry Miller	361	-7	1862	1855
1982	Larry Miller	324	-119	1767	1648
1981	Steve Sandon	426	-119	2700	2581
1980	Steve Sandon	388	-121	2761	2640
1979	Kelly Ellis	230	1093	23	1116
1978	Terry Allen	351	226	1113	1339
1977	Terry Allen	217	348	970	1318
1976	Terry Allen	387	656	1119	1775
1975	Bill Salmon	401	335	1773	2108
1974	Bill Salmon	314	458	1699	2157
1973	Bill Salmon	312	224	963	1187
1972	Jim O'Donnell	187	265	460	725
1971	Al Wichtendahl	252	-5	774	669
1970	Gary Weber	180	-25	578	553
1969	Bill Raun	327	-79	1818	1739
1968	Phil Schooley	331	-123	1745	1622
1967	Phil Schooley	306	-95	1193	1148
1966	Terry Fox	151	620	92	712
1965	Randy Schultz	210	909	0	909
1964	Randy Schultz	236	1072	0	1072
1963	Randy Schultz	142	827	0	827
1962	Dan Boals	182	1039	0	1039

ANNUAL LEADERS

NCAA 1-AA PLAYOFFS • 85 87 90 91 92 93 94 95 96



1961	Dan Boals	162	1003	0	1003	1960	Dave Cox	28	1069	38.2
1960	Jerry Morgan	221	76	1130	1206	1959	Jim Damron	23	767	33.4
1959	Max Huffman	96	489	30	519	1958	Jim Damron	34	1172	34.5
1958	Jim Damron	171	61	663	724	1957	Ron Sturch	20	773	38.6
1957	Tom Murphy	149	422	232	654	1956	Frank Sovich	19	582	30.6
1956	Ron Brinkley	199	626	400	1026	1955	Larry Bitcon	34	1183	34.8
1955	Larry Bitcon	138	639	0	639	1954	Ralph Capitani	24	711	29.6
1954	Ralph Capitani	252	210	1358	1568	1953	Ralph Capitani	28	862	30.8
1953	Ralph Capitani	317	311	1444	1755	1951	Bud Rowray	39	1263	32.4
1951	John Beach	104	387	148	535	1950	Jim Miller	38	1395	36.7
1950	Bud Fisher	133	873	21	894	1949	Bob Lee	38	1201	31.6
1949	Bud Rainbow	138	361	352	713					



Dan Rush

PUNTING (1949-2001)

YEAR	PLAYER	NO.	YDS.	AVG.
2001	Derrick Frost	62	2457	39.6
2000	Derrick Frost	48	1883	39.2
1999	Matt Malausky	41	1645	40.1
1998	Randy Hall	62	2419	39.0
1997	Randy Hall	55	1993	36.2
1996	Justin Urbanek	52	2002	38.5
1995	Justin Urbanek	63	2465	39.1
1994	Ryan Elsbernd	59	2331	39.5
1993	Tim Mosley	35	1489	42.5
1992	Tim Mosley	78	3322	42.6
1991	Tim Mosley	63	2474	39.3
1990	Dan Rush	67	2673	39.9
1989	Dan Rush	69	2615	37.9
1988	Doug Jackson	35	1442	41.2
1987	Doug Jackson	30	1171	39.0
1986	Clay Netusil	47	2026	43.1
1985	Clay Netusil	67	2752	41.1
1984	Clay Netusil	54	2264	41.9
1983	Mike Johnson	54	2328	43.1
1982	Mike Johnson	79	3000	38.0
1981	Mike Johnson	65	2475	38.1
1980	Brad Zumbach	43	1730	40.2
1979	Kevin Thorp	65	2346	36.1
1978	Mark Whitver	70	2759	39.4
1977	Mark Whitver	41	1539	37.5
1976	Mark Whitver	59	2383	40.4
1975	Jim Fransen	62	2394	38.6
1974	Jim Fransen	45	1682	37.4
1973	Jim Fransen	64	2517	39.3
1972	Mike Butler	69	2810	40.7
1971	Mike Butler	72	2556	35.5
1970	Mike Butler	65	2562	39.4
1969	Mike Butler	58	2290	39.5
1968	Bob Livingston	66	2345	35.5
1967	Dick Miller	60	2265	37.7
1966	Dick Miller	49	1916	39.0
1965	Steve Wedgbury	50	1609	32.1
1964	Chuck Nolting	23	677	29.4
1962	Dave Cox	41	1353	33.0
1961	Dave Cox	36	1384	38.4



Terry Fox

KICKOFF RETURNS (BY YARDS) (1950-2001)

YEAR	PLAYER	NO.	YDS.	AVG.	TD
2001	Adam Bengel	25	588	23.5	0
2000	David Gunn	24	606	25.3	0
1999	Jerome Peterson	17	422	24.8	0
1998	Tyree Talton	22	605	27.5	0
1997	Tyree Talton	25	604	24.2	0
1996	Tyree Talton	27	927	34.3	3
1995	Anthony Taylor	18	455	25.3	0
1994	Anthony Taylor	11	271	24.6	0
1993	Jason McCleary	22	568	25.8	0
1992	Kenny Shedd	16	389	24.3	0
1991	Kenny Shedd	20	481	24.1	0
1990	Kenny Shedd	25	652	26.1	0
1989	Milo Popovic	28	604	21.6	0
1988	Wes Anderson	35	835	23.9	1
1987	Eric White	16	333	20.8	0
1986	Kevin Anderson	24	605	25.2	1
1985	Scott Owens	15	324	21.6	0
1984	Scott Owens	12	244	20.3	0
1983	Mario Sanders	8	193	24.1	0
1982	Steve Harris	17	312	18.4	0
1981	Craig Nordlie	26	569	21.9	1
1980	Craig Nordlie	13	280	21.5	0
1979	Kenny McNeil	16	311	17.9	0
1978	Kelly Ellis	21	427	20.3	0
1977	Kelly Ellis	31	505	16.3	0
1976	Marty Burroughs	11	228	20.7	0
1975	Joe Manigault	12	278	23.1	0
1974	Dave Schooley	20	422	21.1	0
1973	Dave Hodam	10	184	18.4	0
1972	Mike Woodley	13	256	19.7	0
1971	Mike Woodley	11	205	18.6	0
1970	Dave Hodam	16	375	23.4	0
1969	Clarence Rivers	22	395	17.9	0
1968	Tom Pinkham	14	216	15.4	X
1967	Bill Smith	16	357	22.3	0
1966	Lon Scriven	24	408	17.0	X
1965	Terry Fox	12	250	20.8	X
1964	Ron Franz	7	176	25.1	X
1963	Bruce Montgomery	8	250	31.2	X
1962	Larry Thompson	10	170	17.0	X
1961	Larry Thompson	14	210	15.0	X

ANNUAL LEADERS

CAA 1-AA PLAYOFFS • 85 87 90 91 92 93 94 95 96 01

1960	Dan Boals	13	198	15.2	X
1959	Max Huffman	11	162	14.7	X
1958	Bobby Hahn	13	360	27.7	0
1957	Lew Roberts	11	265	24.0	1
1956	Ron Brinkley	10	264	26.4	0
1954	Larry Bitcon	11	249	22.6	X
1953	Larry Bitcon	12	246	20.5	X
1950	Bud Fisher	17	308	18.1	X

1954	Larry Bitcon	17	115	6.7	X
1953	Larry Bitcon	17	175	10.3	X
1950	Dick Eisenlauer	6	83	13.8	X



Wes Anderson

PUNT RETURNS (BY YARDS) (1950-2001)

YEAR	PLAYER	NO.	YDS.	AVG.	TD
2001	Jake Soliday	27	355	13.2	2
2000	David Gunn	26	218	8.4	0
1999	Mike Furrey	23	287	12.5	1
1998	Mike Furrey	20	199	10.0	0
1997	Mike Furrey	9	146	16.2	0
1996	Dedric Ward	15	166	11.1	2
1995	Anthony Taylor	20	98	4.9	0
1994	Jason McCleary	15	129	8.6	0
1993	Jason McCleary	20	234	11.7	1
1992	Kenny Shedd	36	508	14.1	4
1991	Kenny Shedd	30	310	10.3	2
1990	Kenny Shedd	26	300	11.5	1
1989	Milo Popovic	38	525	13.8	2
1988	Milo Popovic	22	265	12.1	0
1987	Wes Anderson	30	264	8.8	0
1986	Chris Klieman	20	128	6.4	0
1985	Joe Fuller	22	211	9.6	0
1984	Joe Fuller	27	346	12.8	1
1983	Joe Fuller	22	344	15.6	1
1982	Craig Nordlie	17	119	7.0	0
1981	Craig Nordlie	22	130	5.9	0
1980	Kenny McNeail	32	146	4.6	0
1979	Kenny McNeail	22	237	10.8	1
1978	Mark Hendrickson	23	106	4.6	0
1977	Mark Hendrickson	14	78	5.5	0
1976	Mark Hendrickson	14	87	6.2	0
	Marty Burroughs	11	87	7.8	0
1975	Joe Manigault	10	66	6.6	0
1974	Jim Thomas	8	48	6.0	0
1973	Mike Woodley	17	96	5.6	0
1972	Mike Woodley	10	172	17.2	0
1971	Mike Woodley	14	142	10.1	0
1970	Larry Skartvedt	8	75	9.4	0
1969	Clarence Rivers	23	177	7.6	0
1968	Tom Pinkham	29	152	5.2	X
1967	Bill Smith	22	240	10.9	1
1966	Lon Scriven	17	114	6.7	X
1965	Randy Schultz	10	87	8.7	X
1964	Rod Franz	18	205	11.3	X
1963	Bruce Montgomery	9	49	5.4	X
	Larry Thompson	14	49	3.4	X
1958	Bobby Hahn	4	157	39.3	1
1957	Max Huffman	5	82	16.4	1
1956	Ron Brinkley	6	60	10.0	0



John Root

INTERCEPTION RETURNS (BY NO.) (1950-2001)

YEAR	PLAYER	NO.	YDS.	AVG.	TD
2001	Brent Browner	6	13	2.2	0
2000	Ryan Doak	7	212	30.3	1
1999	David Gunn	3	18	6.0	0
1998	Tyree Talton	2	21	10.5	0
1997	Tyree Talton	3	21	7.0	0
1996	Tyree Talton	9	182	20.2	1
1995	Tyree Talton	8	57	7.1	0
1994	Todd Harrington	4	95	23.8	0
	Jason McCleary	4	53	13.3	0
1993	Todd Harrington	4	2	0.5	0
1992	Willie Beamon	3	34	11.3	0
1991	Simon Nelson	3	23	7.7	0
	Duane Peterson	3	5	1.7	0
	Jason McCleary	3	43	14.3	0
1990	Willie Beamon	8	72	9.0	1
1989	Chris Klieman	6	98	16.3	1
1988	Duane Petersen	5	71	14.2	1
1987	Kevin Anderson	4	44	11.0	0
1986	Mark Hein	3	5	1.7	0
1985	Moses Aimable	5	130	26.0	1
1984	Mark Farley	5	55	11.0	0
	Joe Fuller	5	115	23.0	1
1983	Charles Jenkins	3	29	9.7	0
1982	Mark Wilson	3	31	10.3	0
	Markel Oden	3	40	13.3	0
1981	Don Stewart	7	58	8.3	0
1980	John Root	7	66	9.4	1
1979	Mike Smiley	5	104	34.7	1
1978	Kevin Coughlin	3	26	8.7	0
1977	Kevin Coughlin	3	38	12.6	0
	Randy Hoffa	3	30	10.0	0
1976	Nick Maragos	7	35	5.0	0
1975	Nick Maragos	7	59	8.4	1
1974	Jim Thomas	2	87	43.5	1
	Nick Maragos	2	82	41.0	1
	Doug Jones	2	20	10.0	0
1973	Mike Woodley	7	74	10.6	0
1972	Jerry Ward	5	73	14.6	1
	Mike Woodley	5	60	12.0	0
	Nelson Converse	5	43	8.6	0
1971	Mike Woodley	4	81	20.3	0
	Randy Junkman	4	0	0	0
1970	Mike Woodley	4	28	7.0	0
	Randy Junkman	4	28	7.0	0
1969	Jim Luhring	4	26	6.5	0
1968	Bob Livingston	4	57	14.2	0
1967	Bill Smith	8	101	12.6	0
1966	Bill Smith	7	98	14.0	X
1965	Bill Strottman	2	45	22.5	1

ANNUAL LEADERS

NCAA 1-AA PLAYOFFS

85 87 90 91 92 93 94 95 96

	Lynn King	2	19	9.5	0	1965	Randy Schultz	909	55	87	178	1229
	Rick Price	2	9	4.5	0	1964	Randy Schultz	1072	40	2	149	1263
1964	Bruce Montgomery	4	0	0	0	1963	Randy Schultz	827	0	0	0	827
1963	Bruce Montgomery	4	45	11.3	X	1962	Dan Boals	1039	40	X	33	1112
1962	Dan Boals	4	63	15.7	X	1961	Howard Becker	610	299	X	129	1038
1961	John Raffensperger	4	26	6.5	X	1960	Warren Hansen	602	0	X	0602	
1960	Jerry Morgan	6	81	13.5	0	1959	Max Huffman	489	0	X	162	651
1959	Jerry Morgan	4	31	7.8	X	1958	Bobby Hahn	261	202	157	360	980
1958	Max Huffman	3	42	14.0	X	1957	Law Roberts	514	132	28	265	939
1957	Tom Murphy	2	58	29.0	0	1956	Ron Brinkey	626	0	60	264	950
1954	Ollie Isaak	1	40	40.0	X	1955	Larry Bitcon	639	95	0	0	734
1953	Bud Bitcon	3	60	20	1	1954	Larry Bitcon	301	319	115	249	984
1951	Mahlon Kaylor	1	71	71.0	X	1953	Larry Bitcon	555	227	175	246	1203
1950	Homer Bienfang	3	148	48.0	0	1951	Leland Crew	418	198	X	82	698
						1950	Bud Fisher	873	66	60	308	1307



Carl Boyd

ALL-PURPOSE YARDS (BY YARDS) (1950-2001)

YEAR	PLAYER	RUSH	REC	PR	KO	TOTAL
2001	Adam Benge	1383	44	0	588	2015
2000	Eddie Berlin	5	1195	0	5	1205
1999	Mike Furrey	93	1179	287	20	1579
1998	Mike Furrey	52	1074	199	0	1325
1997	Mike Furrey	7	1291	146	106	1550
1996	Dedric Ward	0	1556	166	54	1776
1995	Dedric Ward	0	1283	41	0	1324
1994	Dedric Ward	0	1083	75	0	1158
1993	Jeff Stovall	1191	236	0	0	1427
1992	Kenny Shedd	0	978	508	389	1875
1991	Kenny Shedd	-1	662	310	481	1452
1990	Kenny Shedd	11	621	300	652	1584
1989	Milo Popovic	17	526	525	604	1672
1988	Wes Anderson	484	243	51	835	1613
1987	Carl Boyd	1223	814	0	169	2206
1986	Carl Boyd	715	893	0	0	1608
1985	Carl Boyd	1258	459	0	0	1717
1984	Steve Harris	1131	354	0	0	1485
1983	Chris Miliner	530	130	0	0	660
1982	Craig Nordlie	-8	339	119	269	719
1981	Ken Harvey	0	1161	0	0	1161
1980	Chris Miliner	899	162	0	0	1061
1979	Kelly Ellis	1093	49	9	251	1402
1978	Kelly Ellis	811	223	0	427	1461
1977	Kelly Ellis	853	214	0	505	1572
1976	Neal Moses	1010	34	0	0	1044
1975	Tom Scalissi	1104	84	0	24	1212
1974	Pat Batten	1013	104	0	0	1117
1973	Pat Batten	645	150	0	0	795
1972	Scott Swartzendruber	547	47	0	0	594
1971	Larry Skartvedt	9	469	1	67	546
1970	Dave Hodam	177	138	0	375	690
1969	Roger Jones	676	129	0	0	805
1968	Dennis Kettner	826	127	0	13	966
1967	Ralph Thomsen	776	143	0	0	919
1966	Terry Fox	620	439	2	95	1156



Bryce Paup

TACKLES(1975-2001)

YEAR	PLAYER	SOLO	ASST.	TOTAL
2001	Adam Vogt	93	67	160
2000	Ryan Doak	64	74	138
1999	Matt Pedersen	107	43	150
1998	Matt Pedersen	79	54	133
1997	Matt Pedersen	71	60	131
1996	Dannie Spann	37	85	122
1995	Dannie Spann	37	76	113
1994	Scott Durlfonger	80	40	120
1993	Andre Allen	68	52	120
1992	Peter Burns	101	62	163
1991	Kevin Keith	64	33	97
1990	William Freeney	56	29	85
1989	Bryce Paup	84	31	115
1988	Mike Kolpin	53	49	102
1987	Chris Klieman	65	57	122
1986	Mark Farley	29	63	92
1985	Mark Farley	20	67	87
1984	Mark Farley	25	52	77
1983	Charles Jenkins	36	57	93
1982	Mark Wilson	33	86	119
1981	Joe Anderson	43	127	170
1980	Joe Anderson	24	70	94
1979	Matt Spanjers	32	95	127
1978	Reed Hunemuller	45	96	141
1977	Reed Hunemuller	34	83	117
1976	Mel Campbell	38	60	98
1975	Chuck Dickens	41	75	116

ANNUAL TEAM YARDAGE

CAA 1-AA PLAYOFFS • 85 87 90 91 92 93 94 95 96 01

OFFENSE

YEAR	RUSHING YARDS	RUSH Y/GAME	PASSING YARDS	PASS Y/GAME	TOTAL YARDS
2001	2679	191.4	2309	164.9	4988
2000	1644	149.5	3184	289.5	4828
1999	1518	138.0	3717	337.9	5235
1998	1704	154.9	2981	271.0	4685
1997	1581	143.7	2881	261.9	4462
1996	2038	145.6	3607	257.6	5645
1995	1715	131.9	3223	247.9	4938
1994	1804	150.3	2525	210.4	4329
1993	1986	136.3	3116	259.7	4751
1992	2148	123.8	3006	214.7	4739
1991	2256	173.5	2728	209.9	4984
1990	1217	101.4	3070	255.8	4287
1989	1259	114.5	2163	196.6	3422
1988	2538	204.0	1702	154.7	3946
1987	2340	167.1	3661	261.5	6001
1986	1787	162.5	3426	311.5	5213
1985	2622	201.7	3205	246.5	5827
1984	1583	143.9	2714	246.7	4297
1983	1210	110.0	2231	202.8	3441
1982	1243	113.0	1915	174.1	3158
1981	964	87.6	2710	246.4	3674
1980	1649	149.9	2904	264.0	4553
1979	1795	163.2	820	74.5	2615
1978	1751	159.2	1289	117.2	3040
1977	2463	223.9	1317	119.7	3780
1976	2760	250.9	1131	102.8	3891
1975	2366	197.2	1793	149.4	4159
1974	2250	225.0	1750	175.0	4000
1973	1794	179.4	1303	130.3	3097
1972	1728	172.8	867	86.7	2595
1971	781	86.8	850	94.4	1643
1970	1048	104.8	992	99.2	2040
1969	1463	146.3	1905	190.5	3368
1968	1553	155.3	1800	180.0	3353
1967	1530	153.0	1226	122.6	2756
1966	1262	140.2	1097	121.9	2359
1965	1478	164.2	789	87.7	2267
1964	2632	239.3	960	87.3	3592
1963	2077	230.8	655	72.8	2732
1962	2260	251.1	511	56.8	2771
1961	2276	252.9	791	87.9	3067
1960	1979	197.9	1222	122.2	3201
1959	2027	225.2	548	60.9	2575
1958	1400	155.6	856	95.1	2256
1957	2064	258.0	366	45.8	2430
1956	2054	256.8	467	58.4	2521
1955	2202	244.7	680	75.6	2882
1954	1414	176.8	1649	206.1	3063

DEFENSE

YEAR	RUSHING YARDS	RUSH Y/GAME	PASSING YARDS	PASS Y/GAME	TOTAL YARDS
2001	2498	178.4	2743	195.9	5241
2000	2031	184.6	2523	229.4	4554
1999	1653	150.3	2055	186.8	3708
1998	1449	131.7	2190	199.1	3639
1997	2212	201.1	2298	208.9	4510
1996	2560	182.9	2488	177.7	5048
1995	1845	141.9	2281	175.5	4126
1994	1526	127.2	2212	184.3	3738
1993	2388	162.4	1661	138.4	3610
1992	2282	122.6	2171	155.1	3887
1991	1967	113.6	2095	161.2	3572
1990	1912	122.0	2496	208.0	3960
1989	1984	145.4	1643	149.4	3242
1988	1639	115.5	1937	176.1	3207
1987	2522	180.1	2456	175.4	4978
1986	1372	124.7	2021	183.7	3393
1985	1464	112.6	2612	200.9	4076
1984	704	64.0	2063	187.5	2767
1983	1346	122.4	1874	170.4	3220
1982	1673	152.1	2089	189.9	3762
1981	2371	215.5	1699	154.5	4070
1980	1137	103.4	1742	158.4	2879
1979	1748	158.9	1701	154.6	3449
1978	2352	213.8	1604	145.8	3956
1977	2335	212.3	1802	163.8	4137
1976	1314	119.5	1954	177.6	3793
1975	2296	191.3	1235	102.9	3531
1974	2653	265.3	1046	104.6	3699
1973	1845	184.5	1003	100.3	2848
1972	1731	173.1	1562	156.2	3293
1971	1258	139.8	797	88.6	2103
1970	2203	220.3	1337	133.7	3540
1969	2062	206.2	1202	120.2	3264
1968	1591	159.1	1135	113.5	2726
1967	1209	120.9	1100	110.0	2309
1966	1473	163.7	1074	119.3	2547
1965	1069	118.8	1067	118.6	2136
1964	888	80.7	985	89.5	1873
1963	1351	150.1	667	74.1	2018
1962	960	106.7	913	101.4	1873
1962	1027	114.1	763	84.8	1790
1962	1445	144.5	806	80.6	2251
1959	1305	145.0	733	81.4	2038
1958	1768	196.4	452	50.2	2220
1957	1466	183.3	883	110.4	2340
1956	1401	175.1	852	106.5	2253
1955	1493	165.9	581	64.6	2074
1954	1372	171.5	759	94.9	2131

Panthers in the 1-AA Stat Rankings (beginning in 1990) (Regular Season Only)

2001

T58th in scoring offense
T33rd in scoring defense
95th in pass offense
35th in pass defense
T81st in pass efficiency
42nd in pass defense efficiency
27th in rushing offense
76th in rushing defense
73rd in total offense
60th in total defense
43rd in kickoff returns
20th in punt returns
32nd in net punting
T47th in turnover margin
Adam Benge 33rd in rushing
Richard Carter 67th in rushing
Tom Petrie 74th in pass efficiency
Tom Petrie 93rd in total offense
Jake Soliday 82nd in receptions per game
Jake Soliday 82nd in receiving yards per game
Brent Browner T35th in interceptions
Jake Soliday 17th in punt returns
Adam Benge 55th in kickoff returns
Derrick Frost 22nd in punting average
Adam Benge 28th in all-purpose running
Mackenzie Hoambrecker T4th in field goals per game

2000

72nd in rushing offense
9th in passing offense
20th in total offense
10th in scoring offense
86th in rushing defense
81st in passing defense
97th in total defense
74th in scoring defense
11th in net punting
33rd in punt returns
3rd in kickoff returns
47th in turnover margin
Ryan Helming 9th in pass efficiency
Ryan Helming 8th in total offense
Eddie Berlin 10th in receptions per game
Jake Soliday 20th in receptions per game
Eddie Berlin 4th in receiving yards per game
Jake Soliday 25th in receiving yards per game
Ryan Doak 14th in interceptions
Derrick Frost 35th in punting average
David Gunn 20th in kickoff returns
Mackenzie Hoambrecker 18th in field goals
Eddie Berlin 17th in scoring
Mackenzie Hoambrecker 32nd in scoring
Michael Gerrell 49th in scoring

1999

77th in rushing offense
3rd in pass offense
7th in total offense
14th in scoring offense
48th in rush defense
74th in pass defense
45th in total defense
T47th in scoring defense
67th in net punting
16th in punt returns
50th in kickoff returns
T104th in turnover margin
Ryan Helming 7th in pass efficiency
Ryan Helming 5th in total offense
Mike Furrey 11th in receptions per game
Eddie Berlin T28th in receptions per game
Mike Furrey 6th in receiving yards per game
Eddie Berlin 24th in receiving yards per game
Matt Malausky 27th in punting average
Mike Furrey 19th in punt returns
Jerome Peterson 24th in kickoff returns
Brian Stegall T32nd in field goals
Mike Furrey 30th in all-purpose running

1998

63rd in rushing offense
15th in pass offense
18th in total offense
50th in scoring offense
35th in rushing defense
46th in pass defense
42nd in total defense
T16th in scoring defense
46th in net punting
46th in punt returns
10th in kickoff returns
T85th in turnover margin
Ryan Helming 18th in pass efficiency
Ryan Helming 27th in total offense
Mike Furrey 5th in receptions per game
Eddie Berlin T27th in receptions per game
Mike Furrey 18th in receiving yards per game
Eddie Berlin 26th in receiving yards per game
Randy Hall 50th in punting
Mike Furrey 31st in punt returns
Tyree Talton 11th in kickoff returns

1997

58th in rushing offense
15th in pass offense
22nd in total offense
T31st in scoring offense
102nd in rushing defense
95th in pass defense
104th in total defense
101st in scoring defense
86th in net punting
26th in punt returns
40th in kickoff returns
T88th in turnover margin
Shane Fortney 44th in pass efficiency
Shane Fortney 16th in total offense
Mike Furrey T3rd in receptions per game
Mike Furrey 4th in receiving yards per game
Tyree Talton 17 in kickoff returns
Julio Guzman T38th in field goals
Mike Furrey 20th in all-purpose running

1996

52nd in rushing offense
17th in pass offense
13th in total offense
11th in scoring offense
78th in rushing defense
31st in pass defense
67th in total defense
17th in scoring defense
41st in net punting
17th in punt returns
3rd in kickoff returns
2nd in turnover margin
Jeff Stovall 27th in rushing
Steve Beard 2nd in pass efficiency
Steve Beard 14th in total offense
Dedric Ward 5th in receptions per game
Alonzo Clayton T30th in receptions per game
Tyree Talton 17th in interceptions
Mickey Dalton T23rd in interceptions
Tyree Talton 2nd in kickoff returns
Matt Wallter T10th in field goals
Dedric Ward T13th in scoring
Matt Waller 23d in scoring
Jeff Stovall T33rd in scoring
Dedric Ward 45th in all-purpose running



1995

73rd in rushing offense
 15th in pass offense
 30th in total offense
 40th in scoring offense
 28th in rushing defense
 12th in pass defense
 T16th in total defense
 13th in scoring defense
 32nd in net punting
 T108th in punt returns
 9th in kickoff returns
 T50th in turnover margin
 Chris Berg 4th in pass efficiency
 Chris Berg 35th in total offense
 Dedic Ward 45th in receptions per game
 Dedic Ward 1st in receiving yards per game
 Tyree Talton T13th in interceptions
 Marcus Easter T28th in interceptions
 Justin Urbanek 34th in punting average
 Anthony Taylor 15th in kickoff returns
 Matt Waller T34th in field goals
 Dedic Ward T31st in scoring
 Dedic Ward 43rd in all-purpose running

1993

80th in rushing offense
 15th in pass efficiency
 27th in total offense
 T23rd in scoring offense
 71st in rushing defense
 6th in pass defense
 10th in total defense
 25th in scoring defense
 19th in net punting
 8th in punt returns
 3rd in kickoff returns
 T87th in turnover margin
 Jeff Stovall 35th in rushing
 Kurt Warner 9th in pass efficiency
 Kurt Warner 24th in total offense
 Tim Mosley 25th in receiving yards per game
 Soctt Obermeier T28th in field goals
 Jeff Stovall T9th in scoring

1991

37th in rushing offense
 33rd in pass efficiency
 30th in total offense
 10th in scoring offense
 8th in rushing defense
 11th in pass defense
 4th in total defense
 8th in scoring defense
 16th in net punting
 17th in punt returns
 8th in kickoff returns
 T10th in turnover margin
 Jay Johnson 7th in pass efficiency
 Jay Johnson 34th in total offense
 Tim Mosley 18th in punting
 Kenny Shedd 18th in punt returns
 Brian Mitchell 1st in field goals
 Brian Mitchell 6th in scoring

1992

66th in rushing offense
 32nd in pass efficiency
 49th in total offense
 14th in scoring offense
 15th in rushing defense
 41st in pass defense
 9th in total defense
 6th in scoring defense
 20th in net punting
 2nd in punt returns
 28th in kickoff returns
 T25th in turnover margin
 Tank Corner 50th in rushing
 Jay Johnson 10th in pass efficiency
 Jay Johnson 33rd in total offense
 Kenny Shedd 16th in receiving yards per game
 Tim Mosley 5th in punting average
 Kenny Shedd 3rd in punt returns
 Kenny Shedd 21st in kickoff returns
 Scott Obermeier 2nd in field goals
 Scott Obermeier 14th in scoring
 Kenny Shedd 9th in scoring
 Kenny Shedd T24th in all-purpose running

1990

69th in rushing offense
 12th in pass efficiency
 29th in total offense
 17th in scoring offense
 14th in rushing defense
 25th in pass defense
 36th in total defense
 T18th in scoring defense
 11th in net punting
 4th in punt returns
 2nd in kickoff returns
 T6th in turnover margin
 Jay Johnson 2nd in pass efficiency
 Jay Johnson 13th in total offense
 Willie Beamon T7th in interceptions
 Dan Rush 26th in punting average
 Kenny Shedd 2nd in punt returns
 Kenny Shedd 7th in kickoff returns
 Brian Mitchell 1st in field goals
 Brian Mitchell 3rd in scoring
 Kenny Shedd 12th in all-purpose running

1994

81st in rushing offense
 34th in pass efficiency
 58th in total offense
 68th in scoring offense
 34th in rushing defense
 23rd in pass defense
 25th in total defense
 19th in scoring defense
 49th in net punting
 71st in punt returns
 19th in kickoff returns
 T66th in turnover margin
 Brett O'Donnell 41st in total offense
 Dedic Ward T29th in receptions per game
 Dedic Ward 18th in receiving yards per game
 Ryan Elsbernd 24th in punting average
 Matt Waller 2nd in field goals
 Matt Waller T45th in scoring

MISCELLANEOUS RECORDS / AWARDS



UNI'S NCAA 1-AA/Miscellaneous Records (Through 2000)

Most Passing Yards Per Attempt, Season (min. 250-324 att.)—10.3, Mike Smith, 1986
Most Passing Yards Per Attempt, Career (min 500-999 att.)—9.5, Jay Johnson, 1989-92
Most Yards Gained Per Completion, Career (min. 350-999 att.)—17.8, Jay Johnson, 1989-92
Highest Average Gain Per Reception, Career (min. 125 receptions.)—22.0, Dedic Ward, 1993-96 (176 for 3,876)
Most TDs Scored on Punt Returns, Career—7, Kenny Shedd, 1989-92
Most TDs Scored on Punt Returns, Season—4 (Ties), Kenny Shedd, 1992 (27 returns)
Gaining 1,000 Yards on Punt Returns and 1,000 Yards on Kickoff Returns, Career—Kenny Shedd, 1989-92 (1,081 on punts and 1,359 on kickoffs)
Most TDs Scored on Kick Returns, Career—7, (Ties) Kenny Shedd, 1989-92 (7 punts)
Most Consecutive PATs Made, Career—121, Brian Mitchell, 1987, 1989-91
Highest Percentage of PATs Made, Career (min. 120 att.)—99.2, Brian Mitchell, 1987, 1989-91 (130/131)
Most Field Goals Made, Season—26 (Ties), Brian Mitchell, 1990
Most Field Goals Made Per Game, Season—2.4 (Ties), Brian Mitchell, 1990
Highest Percentage Field Goals Made, Season (min. 20 att.)—96.3, Brian Mitchell, 1990 (26-27)
Consecutive Field Goals Made, Season—21, Brian Mitchell, 1990
Consecutive Field Goals Made, Career—26, Brian Mitchell, 1990-91
Highest Percentage of Field Goals Made, Under 40 Yards, Season (min. 15)—100.0 (Ties), Brian Mitchell, 1990 (23-23)
Most Times Kicking Two or More Field Goals in a Game, Season—10, Brian Mitchell, 1991
Most Times Kicking Three or More Field Goals in a Game, Season—7, Brian Mitchell, 1990
Most Times Kicking Three or More Field Goals in a Game, Career—11, Brian Mitchell, 1987, 1989-91
Fewest Rushes Allowed, Game—11 (Ties), by Western Illinois, 1987
Most Punt Returns, Game—12, UNI vs. Youngstown State, 1984
Highest Average Gain Per Pass Attempt (min. 250-399 atts.)—10.7, 1996 (252-2,700)
All-Time Career Total Offense—Ryan Helming, 24th (9,215 yards); Mike Smith, 46th (8,145 yards)
Single-Game Yards Total Offense—Ryan Helming, 25th (548 yards)
Career Passing Efficiency—Jay Johnson, T6th (148.9); Mike Smith, 22nd (143.5)
Season Passing Efficiency—Steve Beard, 1996, T13th (169.5); Mike Smith, 1986, T18th (168.2); Chris Berg, 1995, T38th (160.5)
Career Passing Yards—Ryan Helming (1997-00), 25th (9,089); Mike Smith (1984-87), 41st (8,219)
Career TD Passes—Ryan Helming (1997-00), T16th (77)
Season TD Passes—Ryan Helming (1999), T21st (31);

Ryan Helming (2000), T27th (30)
Single-Game Passing Yards—Ryan Helming (1999), 20th (541 vs. Western Illinois)
Single-Game Attempts—Ryan Helming (1999), T10th (69 vs. Western Illinois)
Career Receptions Per Game—Mike Furrey (1997-99), T2nd (7.3)
Career Receptions—Eddie Berlin (1983-85, '87), 6th (249); Mike Furrey (1997-99), 8th (242)
Season Receptions—Mike Furrey (1998), T24th (86)
Season TD Receptions—Eddie Berlin, 2000, T10th (16); Dedic Ward, 1996, T24th (14)
Career Receiving Yards—Dedic Ward (1993-96), 3rd (3,876 yards, 41 TDs); Eddie Berlin (1997-00), 6th (3,735); Mike Furrey (1997-99), 11th (3,544 yards, 27 TDs)
Career Receiving Yards Per Game—Mike Furrey (1997-99), 3rd (107.4); Dedic Ward (1993-96), 16th (90.1)
Career TD Receptions—Dedic Ward (1993-96), 3rd (41); Eddie Berlin (1997-00), T12th (34)
Single-Game Receiving Yards—Mike Furrey (1999), 12th (286 yards vs. Western Illinois)
Career Points Per Game—Brian Mitchell (1987, 89-91), T33rd(7.3)
Career Points, Kickers—Brian Mitchell (1987, 89-91), T3rd (322)
Career Punt Return Average—Kenny Shedd (1989-92), T11th (13.7); Joe Fuller (1982-85) 17th (12.9)
Season Punt Return Average—Kenny Shedd, 1992, 23rd (17.7)
Career Kickoff Return Average—Tyree Talton (1995-98), T12th (27.8); Anthony Taylor (1992-95), 17th (27.4); Kenny Shedd (1989-92), 39th (25.2)
Season Kickoff Return Average—Tyree Talton, 1996, 17th (32.0)
Career All-Purpose Yards Per Game—Carl Boyd (1983, 85-87), 28th (144.3)
Career Field Goals—Brian Mitchell (1987, 89-91), 5th (.790)
Longest Plays, Passing—99 Yards (T1st), Jay Johnson to Kenny Shedd vs. Oklahoma State, 1990; 96 (T27th), Chris Berg to Dedic Ward vs. Western Illinois, 1995
Longest Plays, Interception Returns—100 Yards (T1st), Moses Aimable vs. Western Illinois, 1985
Longest Plays, Punt Returns—93 Yards (T7th), Joe Fuller vs. Wisconsin-Whitewater, 1984
All-Division Single-Game Rushing Yards—382 (T12th), Kelly Ellis vs. Western Illinois, 10-13-79 (Ranks 3rd in Division II)
All-Division Career Passing Efficiency (min. 475 comp.)—Mike Smith (1984-87), 49th (143.5)
All-Division Career Passing Efficiency (min. 325-474 comp.)—Jay Johnson (1989-92), 21st (148.9)
All-Division Career Receptions—Eddie Berlin (1997-00), 30th (249); Mike Furrey (1997-99), 35th (242)
All-Division Career Receptions Per Game—Mike Furrey (1997-99), T21st (7.3)
All-Division Career TD Receptions—Dedic Ward (1993-96), T19th (41)
All-Division Career Receiving Yards—Dedic Ward

(1993-96), 22nd (3,876); Eddie Berlin (1997-00), 29th (3,735)
All-Division Career Receiving Yards Per Game—Mike Furrey (1997-99), 27th (107.4)
All-Division Season Field Goals—Brian Mitchell, 1990, T6th (.963, also record for soccer-style kicker)
College Football Hall of Fame Inductees—Darrell Mudra, 2000
Post-Graduate Scholarship Winners—Owen Dockter, 1981
Longest Home Winning Streaks—25 (T6th), 1989-92; 23 (7th), 1983-87
Toughest Schedule—10th, 1997
2000 Home Attendance—UNI ranked 44th (8,708 avg.)
1-AA Playoffs TD Passes Completed—6, Mike Smith vs. Northeast Louisiana, 1987
1-AA Playoffs Punts—29, 1992 (11 vs. Eastern Washington, 10 vs. McNeese State, 8 vs. Youngstown State)

ACADEMIC ALL-AMERICANS

1974	Paul James, LB
1980	Owen Dockter, DT (2nd Team)
1985	Mark Farley, LB (District 7)
1986	Mark Farley, LB (District 7)
1991	Mike Schulte, RB (2nd Team)
1998	Brad Meester, OC (District 7)
1999	Brad Meester, OC (District 7/1st Team)
2000	Adam Vogt, LB (District 7)
2001	Chris Stimmel, FS (District 7) Adam Vogt, LB (District 7)

1-AA ATHLETIC DIRECTORS ACADEMIC ALL-STAR

1998	Brad Meester, OC Matt Pedersen, LB
2001	Chris Stimmel, FS Adam Vogt, LB

BURGER KING SCHOLAR ATHLETE

1999	Brad Meester, OC
------	------------------

NATIONAL ASSOC. OF ACADEMIC ADVISORS FOR ATHLETICS STUDENT ACHIEVEMENT AWARD

1999	Terrance Malone, DB
------	---------------------

NCAA POST-GRADUATE SCHOLARSHIP

1981	Owen Dockter, Sociology
------	-------------------------

UNI POST-SEASON BOWL PLAYERS

1962	Dan Boals, FB (All-American Bowl)
1965	Randy Schultz, RB (Senior Bowl)
1982	Steve Schonert, PK (Blue/Grey)
1984	Scott Etzel, OL (Senior Bowl)
1990	Bryce Paup, LB (Senior Bowl)
1993	Kenny Shedd, WR (Senior Bowl)
1999	Tyree Talton, DB (Senior Bowl)
2000	Brad Meester, OC (Gridiron Classic/East West Shrine)

Gateway Players of the Week

2001

TB Adam Bengé (3)
 LB Carlos Dallis (1)
 OT Ben Deike (1)
 P Derrick Frost (1)
 DT Robert Hamre (1)
 DB Ken Harris (1)
 PK Mackenzie Hoambrecker (2)
 DB Ben Sanderson (1)
 OG Chad Setterstrom (1)
 WR Jake Soliday (1)
 LB Casey Tierney (1)

2000

ST Carlos Dallis (1)
 P Derrick Frost (1)
 ST David Gunn (1)
 QB Ryan Helming (3)
 DB Justin Jansen (1)
 OL Chad Setterstrom (1)

1999

WR Mike Furrey (2)
 QB Ryan Helming (1)
 LB Matt Pedersen (1)
 PK Brian Stegall (1)

1998

OT Brian Billick (1)
 P Randy Hall (1)
 RB Steve Jenkins (1)
 OT Nate Zehr (1)

1997

QB Shane Fortney (1)
 WR Mike Furrey (2)
 PK Julio Guzman (1)
 SS Terrance Malone (1)
 OL Brad Meester (1)
 OL Andy Pattee (1)
 LB Matt Pedersen (2)

1996

DL T.C. Barney (1)
 DB Mickey Dalton (1)
 DB Marcus Easter (1)
 OC Brad Meester (1)
 RB Jeff Stovall (2)
 PK Matt Waller (1)
 WR Dedic Ward (4)

1995

OL Dan Bower (1)
 DB Marcus Easter (1)
 DL Brian Moretz (1)
 DB Tyree Talton (1)
 P Justin Urbanek (1)
 WR Dedic Ward (2)

1994

P Ryan Elsbernd (1)
 DB Todd Harrington (1)
 OC D.J. Mumma (1)
 PK Matt Waller (1)
 LB Paul Wolf (2)

1993

LB Andre Allen (1)
 RS Jason McCleary (1)
 WR Tim Mosley (2)
 OC D.J. Mumma (2)
 RB Jeff Stovall (1)
 QB Kurt Warner (2)

1992

LB Peter Burns (1)
 RB Tank Corner (1)
 LB William Freeney (3)
 QB Jay Johnson (1)
 FL Kenny Shedd (1)

1991

RB Tank Corner (1)
 QB Jay Johnson (1)
 PK Brian Mitchell (1)
 DB Duane Peterson (1)
 WR Kenny Shedd (1)

1990

DE Todd Eagen (1)
 LB William Freeney (1)
 QB Jay Johnson (2)
 PK Brian Mitchell (1)

1989

DB Willie Beamon (1)
 QB Ken Macklin (1)
 LB Bryce Paup (1)

1988

FL Wes Anderson (1)

1987

RB Carl Boyd (4)
 DB Chris Klieman (1)

1986

QB Mike Smith (4)

1985

RB Carl Boyd (1)
 LB Mark Farley (1)
 RB Errol Peebles (1)
 LB Henry Saxon (1)
 LB Bob Storbeck (1)

Academic All-Conference (Since 1974)

1974

Dennis Harms, OL
 Charles Frisk, OL
 Paul James, LB

1976

Dave Schooley, WR
 Mel Campbell, DL

1977

Terry Allen, QB
 Neil Phipps, DL

1979

Owen Dockter, DL

1980

Jerry Griffith, DE
 Owen Dockter, DT

1981

Jerry Griffith, DE

1982

Jim Lewis, DL
 Joe O'Brien, DL

1983

Troy Thomas, OT

1984

Mark Farley, LB
 Mike Molstead, PK
 Troy Thomas, OT

1994

First Team: Donald Mumma, OC
 Brett O'Donnell, QB
Second Team: Paul Wolf, LB
Honorable Mention: Ryan Elsbernd, P
 Matt Harken, TE
 Jeff Helgeson, FS

1995

First Team: Chris Berg, QB
 Matt Harken, TE
Second Team: Andy Pattee, OT
Honorable Mention: Steve Beard, QB
 Troy Dooley, RB
 Eric Lyons, OL
 Marc Salmon, DB
 Travis Schipper, LB

1996

First Team: Steve Beard, QB
 Greg Hawthorne, TE
 Travis Schipper, LB
Second Team: Andy Morris, LB
Honorable Mention: Andy Pattee, OL

1997

First Team: Brad Meester, OC
 Matt Peterson, DE
 Travis Schipper, LB
Second Team: Matt Pedersen, LB
Honorable Mention: Andy Pattee, OL
 Luke Wilson, DE

1998

First Team: Brad Meester, OC
Second Team: Drew Elmer, LB
 Matt Pedersen, LB
 Luke Wilson, LB
Honorable Mention: Randy Hall, P
 Andy Morris, LB/S
 Matt Peterson, DE

1999

First Team: Brad Meester, OC
 Matt Pedersen, LB
 Matt Peterson, DL
Second Team: Drew Elmer, LB
 Joseph Rieber, OT
Honorable Mention: Ryan Hannam, TE
 Tyler Powell, FS
 Chris Stimmel, CB
 Adam Vogt, LB

2000

First Team: Ryan Hannam, TE
 Chris Stimmel, SS
Second Team: Derrick Frost, P
 Robert Hamre, NT
 Brad Richtsmeier, WR
 Joseph Rieber, OG
 Adam Vogt, LB
Honorable Mention: Nathan Smith, LB

2001

First Team: Ryan Hannam, TE
 Jake Soliday, WR
 Chris Stimmel, FS
 Adam Vogt, LB
Second Team: Robert Hamre, DT
Honorable Mention: Ross Bohner, OG
 Brad Richtsmeier, WR
 Matt Trump, OC

ALL-TIME ALL-CONFERENCE

NCAA I-AA PLAYOFFS • 85 87 90 91 92 93 94 95 96



(From 1936)

1936

Paul Jones, E
Melvin Nelson, C
Bernard Schmidt, T

1937

Paul Jones, E
John Magovich, HB

1938

George Dutcher, HB
Leo Kagan, G

1939

Wendlen Burckhard, FB
Leo Kagan, G
James Podemski, T
Hugh Roberts, G

1940

Wendlen Burckhard, FB
Milo Jensen, T
Benny McCabe, HB
Harland Riebe, E
Bill Wright, G

1941

Don Barnhart, T
Cy Bellock, HB
Bob Hunt, E
Aaron Linn, G
Leon Martin, T
Charles Pastorino, HB

1946

Nick Avelchas, E
Cy Bellock, E
Pudge Camarata, HB
Jason Loving, T
Paul Salzman, G
Bob Williams, HB

1947

Paul DeVan, HB
Bob Williams, HB

1948

Paul DeVan, HB
Elvin Goodvin, HB
Jason Loving, T
Lee Wachenheim, T
Harvey Wissler, G

1949

Don Abney, C
Stanley Brown, T
Chuck Cacek, HB
Paul DeVan, HB
Bob Miller, G
Robert Ogren, T
Lee Wachenheim, T

1950

Home Biefang, HB
Bud Fisher, HB
Hans Sorenson, G
Lee Wachenheim, E

1951

Lou Bohnsack, C
Leland Crew, HB
Mahlon Kaylor, E

1952

Lou Bohnsack, C
John Corey, FB
Mahlon Kaylor, E
Bill Olson, HB
Karl Raush, G
Bud Rowray, T

1953

Dick Beetsch, E
Ralph Capitani, HB
LeRoy Dunn, T
Art Landau, HB
Jim Wachenheim, G

1954

Dick Beetsch, E
LeRoy Dunn, T

1955

LeRoy Dunn, T (MVP)
Dick Formanek, G
Jim Rosien, E

1956

Dick Formanek, G

1957

Bob Knock, C
Tom Murphy, HB
Morris Smith, G
Lou Roberts, HB

1958

Bob Hahn, HB
Dennis Remmert, T

1959

Warren Hansen, HB
Dennis Remmert, T
John Sullivan, G

1960

George Asleson, G
Jerry Morgan, QB (MVB)
Mace Reyerson, E
Charles Schulte, C
Wendell Williams, G

1961

Dan Boals, FB (MVB)
Al Sonnenberg, T
Wendell Williams, G

1962

Dan Boals, FB (MVB)
Ted Minnick, T

1963

Jim Jackson, G
Randy Schultz, FB
Larry Thompson, HB

1964

Merle Masonholder, T
Phil Minnick, G (MVL)
Randy Schultz, FB (MVB)

1965

Loren Buser, LB
Merle Masonholder, T
Ray Pedersen, G
Randy Schultz, FB (MVB)

1966

Terry Fox, HB
Ray Pedersen, G
Rick Price, E

1967

Larry Clement, LB
Ray Pedersen, DT (MVP)
Bill Smith, DHB

1968

Dan Goddard, OG
Tom Pinkham, DHB
John Williams, LB
Warren Woepking, C

1969

Larry Green, DE
Jim Luhning, DHB
James Rudd, DG
John Williams, LB

1970

Doug Walter, MG

1971

Mike Allen, DE
Bob Lee, LB
Larry Skartvedt, SE
Mike Woodley, FS

1972

Tom Jones, OT
Mike Woodley, FS

1973

Steve Lounsbury, C
Mike Woodley, FS

1974

Pat Batten, RB
Charles Frisk, OG
Nick Maragos, DB
Dave Schooley, SE

1975

Randy Erion, DT
Nick Maragos, DB
Bill Salmon, QB
Dave Schooley, WR
Mike Timmermans, OT

1976

Mel Campbell, DT
Dallas Deike, OT
Nick Maragos, FS
Neal Moses, RB
Marty Stratton, DE

1977

Kevin Barz, OT
Kelly Ellis, RB
Jim Spahn, C

1978

First Team: Paul
Christensen, OT

1979

First Team: Kelly Ellis, TB
Owen Dockter, DT
Danny Todd, DB
Second Team: Dave
Ehrig, OT
Terry Lang, K
Ed Stratton, DE
Dave Ramthun, DT
Matt Spanjers, LB

1980

First Team: Steve
Schonert, K
Owen Dockter, DT
Danny Todd, SS
Second Team: Ken
Harvey, SE
Skip Eckhardt, OG
Steve Sandon, QB
Chris Miliner, TB
Ed Stratton, DE
Dave Ramthun, DT
Larry Formanek, LB
John Root, WS

1981

First Team: Ken Harvey, SE
Roger Schultz, OT
Steve Sandon, QB
Steve Schonert, K
John Root, WS
Second Team: Kirk
Hobbs, WR
Scott Hamilton, OG
Jerry Griffith, DE
Joe Anderson, LB
Player of Year: Steve
Sandon, QB

1982

First Team: Steve
Ingalls, OL
Steve Schonert, K
Craig Nordlie, Ret. Spec.
Mark Salz, NG
John Root, DB
Second Team: Darryl
Goree, SE
Kevin Webster, OL
Mark Wilson, LB
Joe Anderson, LB
Tom Jones, DB

1983

First Team: James
Hutchings, TE
Darryl Goree, WR
John Waskosky, OL
Larry Miller, QB
Joe Fuller, DB
Mike Johnson, P
Second Team: Scott
Etzel, OL
Chris Miliner, RB
Mike Molstead, K
Joe O'Brien, DL
Mark Holmes, LB
James McFadden, LB

1984

First Team: Marty
Bruder, TE
Ralph Clark, OL
Steve Harris, RB
Mike Molstead, K
Joe O'Brien, DL
Mark Farley, LB
Joe Fuller, DB
Clay Netusil, P
Second Team: Bill
Bealles, OL
Dwayne Price, DL
Henry Saxon, LB
Charles Jenkins, DB
**Defensive Player of
Year:** Joe O'Brien

1985

First Team: Edward
Grimes, DE
Terry Orth, DT
Mark Farley, ILB
Joe Fuller, CB
Moses Aimable, CB
Second Team: Mike
Smith, QB
Carl Boyd, HB
Scott Francke, SE
Al Speicher, OT
Bill Bealles, OT
Frank Ori, OG
Mark Caballero, OG
Jeff Bealles, DE

Henry Saxon, OLB

**Offensive Player of
Year:** Mike Smith, QB
**Co-Defensive Player of
Year:** Mark Farley, LB
Coach of the Year:
Darrell Mudra

1986

First Team: Carl Boyd, RB
Brian Baker, TE
Jeff Bealles, DE
Mark Farley, ILB
Clay Netusil, P
Second Team: Mike
Smith, QB
Scott Francke, WR
Mark Hanssen, OC
Terry Orth, DT
Dave McCorvey, DB
Honorable Mention:
Louis Cox, OG
Art Stelken, DE
Spencer Cowan, OLB
Chris Klieman, DB

1987

First Team: Jeff
Bealles, DE
Carl Boyd, RB
Louis Cox, OG
Kevin Anderson, DB
Mark Hanssen, C
Sherrrod Howard, TE
Mike Smith, QB
Second Team: Wes
Anderson, WR
Ken Kolthoff, OT
Bryce Paup, LB
Honorable Mention:
John Hill, LB
Chris Klieman, S
**Offensive Player of
Year:** Carl Boyd, RB
Co-Coach of Year:
Darrell Mudra

1988

First Team: Sherrrod
Howard, TE
Doug Jackson, P-K
Second Team: George
Crouch, C
Mark Botkin, OT
Russ Rubie, OG
Tim Peterson, DE
Mike Kolpin, LB
Mark Hein, OLB
Honorable Mention:
Errol Peebles, RB
Wes Anderson, FL
James Jones, DE
Mike Campbell, DT
Bryce Paup, OLB

ALL-TIME ALL-CONFERENCE

CAA 1-AA PLAYOFFS • 85 87 90 91 92 93 94 95 96 01

1989

First Team: Milo Popovic, WR
Brian Mitchell, K
James Jones, DT
Bruce Paup, LB
Second Team: David Campbell, OG
Mark Hein, S

1990

First Team: Mike Fontana, C
Brian Mitchell, PK
James Jones, LB
Willie Beamon, DB
Second Team: Jay Johnson, QB
Chris Nuss, TE
Kenny Shedd, WR
Seth Bonnette, OT
Todd Eagen, DE
Matt Brinkman, LB
Chris Klieman, DB
Honorable Mention:
Rory Feddersen, WR
William Freeneey, LB
Dan Rush, P

1991

First Team: Jay Johnson, QB
Chris Nuss, TE
Kenny Shedd, WR
Steve Dhaemers, OT
Brian Mitchell, PK
William Freeneey, LB
Second Team: Pat Williams, OG
Kevin Keith, LB
Duane Petersen, DB
Tim Mosley, P
Honorable Mention:
Charles Lister, RB
Casey Smith, DL
Simon Nelson, DB
Defensive Player of Year: William Freeneey
Bruce Craddock Gateway Coach of Year: Terry Allen

1992

First Team: Willie Beamon, DB
Peter Burns, LB
William Freeneey, LB
John Herrin, OT
Tim Mosley, P
Chris Nuss, TE
Scott Obermeier, PK
Kenny Shedd, WR
Casey Smith, DL

Second Team: Tank Corner, RB
Jay Johnson, QB
Jason McCleary, DB
Joseph Wallace, DB
Honorable Mention:
Andre Allen, LB
Tony Monroe, DL
Donald Mumma, C
Defensive Player of Year: William Freeneey
Bruce Craddock Gateway Coach of Year: Terry Allen

1993

First Team: Andre Allen, LB
Matt Harken, TE
John Herrin, OT
Tony Monroe, DL
Tim Mosley, WR/P
Donald Mumma, OC
Kurt Warner, QB
Second Team: Myron Glass, DB
Michael Hudnutt, OG
Jason McCleary, DB
Jeff Stovall, RB
Joseph Wallace, DB
Honorable Mention:
Todd Harrington, DB
Darnell Minnieweather, LB
Casey Smith, DL
Paul Wolf, LB
Offensive Player of Year: Kurt Warner, QB
Defensive Player of Year: Andre Allen, LB
Bruce Craddock Gateway Coach of Year: Terry Allen

1994

First Team: Andre Allen, LB
Dan Bower, OL
Myron Glass, DB
Matt Harken, TE
Jason McCleary, DB
Brian Moretz, NT
D.J. Mumma, OC
Matt Waller, PK
Dedric Ward, FL
Second Team: Scott Durlfinger, LB
Todd Harrington, DB
Brett O'Donnell, QB
Jeff Stovall, RB
Paul Wolf, LB
Honorable Mention:
Ryan Behr, DL
Kevin Hammond, LB

Jake Kothe, WR
Jason McCleary, RS
All-Newcomer: Andy Pattee, OT
Marvin Sims, RB
Maceo Strickland, DB
Defensive Player of Year: Andre Allen, LB
Bruce Craddock Gateway Coach of Year: Terry Allen

1995

First Team: Chris Berg, QB
Dan Bower, OL
Brian Moretz, NT
Tyree Talton, DB
Second Team: Ryan Behr, DL
Kevin Hammond, LB
Tim Miller, LB
Jon Pilcher, C
Jeff Stovall, RB

Honorable Mention:

Matt Harken, TE
Dannie Spann, LB
Anthony Taylor, RS
All-Newcomer: Dannie Spann, LB
Tyree Talton, DB
Offensive Player of Year: Dedric Ward, WR

1996

First Team: Steve Beard, QB
Alonzo Clayton, WR
Tim Miller, LB
Andy Pattee, OL
Tyree Talton, DB/RS
Dedric Ward, WR
Second Team: T.C. Barney, DL
Chris Clapp, OL
Mickey Dalton, DB
Brad Meester, OL
Lincoln Sharar, TE
Dannie Spann, LB
Jeff Stovall, RB
Honorable Mention:
Marcus Easter, DB
Terrance Malone, DB
Matt Waller, PK
All-Newcomer: Mickey Dalton, DB
Brad Meester, OC
Erik Nelson, DL
Justin Roberson, RB
Offensive Player of Year: Dedric Ward
Bruce Craddock Gateway Coach of Year: Terry Allen

1997

First Team: Mike Furrey, WR
Erik Nelson, DL
Andy Pattee, OL
Matt Pedersen, LB
Tyree Talton, DB
Second Team: Shane Fortney, QB
Terry Hollimon, RB
Alonzo Clayton, WR
Chris Clapp, OL
Brad Meester, OL
Honorable Mention:
Eddie Berlin, SE
Matt Beals, OL
Travis Schipper, LB
Tyree Talton, RS
All-Newcomer: Eddie Berlin, SE
Shane Fortney, QB
Mike Furrey, WR
Terry Hollimon, RB

1998

First Team: Matt Beals, OL
Mike Furrey, WR
Brad Meester, OL
Matt Pedersen, LB
Tyree Talton, DB
Second Team: Eddie Berlin, WR
Terrance Malone, DB
Scott Meredith, DL
Erik Nelson, DL
Dorrick Roy, TE
Honorable Mention:
Brian Billick, OL
Ryan Helming, QB
Steve Jenkins, RB
Tyree Talton, RS
All-Newcomer: Adam Bengé, RB
Jack Mitchell, DL
Dorrick Roy, TE

1999

First Team: Matt Beals, OL
Mike Furrey, WR
Ryan Helming, QB
Brad Meester, OL
Matt Pedersen, LB
Second Team: Adam Bengé, RB
Eddie Berlin, WR
Ryan Doak, DB
Jack Mitchell, DL
Jerome Peterson, DB
Honorable Mention:
David Gunn, DB
Matt Peterson, DL
Brandon Rutledge, LB

All-Newcomer:

Jeremy Dusho, FL
David Gunn, CB
Jerome Peterson, CB
Chad Setterstrom, OT
Brian Stegall, PK

2000

First Team: Eddie Berlin, WR
Aaron Buss, OL
Ryan Doak, DB
David Gunn, RS
Brad Harms, OL
Ryan Helming, QB
Second Team: David Gunn, DB
Robert Hamre, DL
Mackenzie Hoambrecker, PK
Justin Nofal, TE
Chad Setterstrom, OL
Jake Soliday, WR
Honorable Mention:
Brent Browner, DB
Michael Gerrell, RB
Ryan Hannam, TE
Matt Mitchell, DE
Adam Vogt, LB
All-Newcomer:
Richard Carter, RB
Ben Deike, OT
Mackenzie Hoambrecker, PK
Matt Mitchell, DE

2001

First Team: Mackenzie Hoambrecker, PK
Chad Setterstrom, OL
Jake Soliday, WR
Adam Vogt, LB
Second Team: Adam Bengé, RB
Brent Browner, DB
Daryon Brutley, DB
Robert Hamre, DL
Ryan Hannam, TE
Terrell Morgan, DL
Jake Soliday, RS
Honorable Mention:
Carlos Dallis, LB
Ben Deike, OL
Chris Stimmel, DB
All-Newcomer: Daryon Brutley, DB
Tom Petrie, QB
Defensive Player of Year: Adam Vogt, LB
Freshman of Year: Tom Petrie, QB
Bruce Craddock Gateway Coach of Year: Mark Farley

UNI'S GATEWAY CONFERENCE ALL-DECADE TEAM

First Team: William Freeneey, LB (1990-92)
James Jones, DL (1987-90)
Brian Mitchell, PK (1989-91)
Tim Mosley, P (1990-93)
Chris Nuss, TE (1989-92)
Bryce Paup, LB (1986-89)
Kenny Shedd, WR/RS (1989-92)

Honorable Mention:
Andre Allen, LB (1991-94)
Willie Beamon, DB (1989-90, 1992)
Carl Boyd, RB (1985-87)
Marc Hanssen, OC (1985-87)

CAPTAINS

UNIVERSITY OF NEBRASKA AT KANSAS CITY
 NCAA 1-AA PLAYOFFS • 85 87 90 91 92 93 94 95 96

(1960-2001)

1960

George Asleson, G
 Warren Hansen, HB
 Jerry Morgan, QB
 Charlie Schulte, C

1961

Dan Boals, FB
 Carl Bowman, E
 Bruce Wiegmann, HB
 Wendell Williams, G

1962

Dan Boals, FB
 Ted Minnick, T
 Duane Waters, C
 Bruce Wiegmann, HB

1963

Jim Jackson, G
 Phil Minnick, FB
 Larry Thompson, HB
 Larry VanOort, C

1964

Ken Beverlin, G
 Jim Jackson, G
 Phil Minnick, G
 Kent Stephenson, C

1965

Ken Beverlin, G
 Loren Buser, FB
 Del Hammond, E
 Randy Schultz, FB

1966

James Bosye, T
 Rick Price, E
 Phil Roberts, T
 Ralph Thomsen, FB

1967

Terry Fox, HB
 Ray Pedersen, G/DT

1968

Robert Hampton, T
 Thomas Pinkham, DB
 Phil Schooley, QB
 John Williams, LB

1969

Jim Rudd, DG
 John Williams, LB

1970

Mike Filer, SE
 Jim Luhring, DB
 Randy Ruisch, SE
 Gary Weber, QB

1971

Mike Allen, DT
 Gene Dietrich, OT
 Jim Gorsch, FB
 Larry Skartvedt, FL

1972

Walt Fieseler, CB
 Jerry Roling, DE
 Ken Rosenkrans, G
 Nelson White, DT
 Mike Woodley, FS

1973

Steve Lounsberry, C
 Mike Woodley, FS

1974

Pat Batten, HB
 Ed Brown, DT
 Charles Frisk, G
 Larry Norman, SS

1975

Randy Erion, DT
 Bill Salmon, QB
 Jim Thomas, CB
 Michael Timmermans, G

1976

Mel Campbell, NG
 Dallas Dieke, OT
 Nick Maragos, FS
 Tom Scalissi, RB

1977

Kevin Barz, OT
 William Clark, LB
 Bob Klavas, TE
 Neil Phipps, DT

1978

Terry Allen, QB
 William Clark, LB
 David Erstad, FS
 Jim Pitlik, OG

1979

Ed Arnold, LB
 Dana Deines, QB
 Kelly Ellis, TB
 Dave Erstad, FS

1980

Owen Dockter, DT
 Skip Eckhardt, OG
 Kelly Ellis, TB
 Danny Todd, SS

1981

Joe Anderson, LB
 Kelly Ellis, RB
 Jerry Griffith, DE
 Ken Harvey, SE
 John Root, S
 Steve Sandon, QB

1982

Joe Anderson, LB
 Steve Ingalls, OT
 John Root, S
 Mike Tatoian, G

1983

Scott Etzel, C
 James McFadden, LB
 Joe O'Brien, NT
 Marion Sanders, FL

1984

Charles Jenkins, S
 Larry Miller, QB
 Joe O'Brien, DT
 Troy Thomas, OT

1985

Bill Bealles, OT
 Mark Farley, LB
 Joe Fuller, DB

1986

Carl Boyd, RB
 Spencer Cowan, LB
 Mark Farley, LB
 Mark Hanssen, C
 Mike Smith, QB

1987

Jeff Bealles, DE
 Carl Boyd, RB
 Mark Hanssen, C
 John Hill, LB

1988

Chris Klieman, DB
 Bryce Paup, LB
 Russ Rubie, OG
 Steve Spoden, OT

1989

David Campbell, OL
 Mark Hein, LB
 James Jones, LB
 Bryce Paup, LB

1990

Mike Brinkman, DL
 Todd Eagen, DL
 Seth Bonnette, OL
 James Jones, LB
 Chris Klieman, DB

1991

Brad Baumler, LB
 Steve Dhaemers, OT
 Kevin Keith, LB
 Duane Petersen, DB
 Pat Williams, OG
 1992
 Peter Burns, LB
 William Freeny, LB
 Jay Johnson, QB
 Chris Nuss, TE
 Kenny Shedd, WR

1993

Mike Hudnutt, OG
 Tim Mosley, SE/P
 Casey Smith, DE
 Joseph Wallace, S
 Kurt Warner, QB

1994

Andre Allen, LB
 Jason McCleary, S
 Donald Mumma, C
 Brett O'Donnell, QB
 Paul Wolf, LB

1995

Ryan Behr, OL
 Troy Dooley, RB
 Brian Hammond, LB
 Matt Harken, TE
 Brian Moretz, NT

1996

T.C. Barney, DE
 Steve Beard, QB
 Marcus Easter, DB
 Tim Miller, LB
 Jeff Stovall, RB
 Dedic Ward, FL

1997

Jay Heimsoth, DT
 Tendai Muyengwa, LB
 Andy Pattee, OG
 Travis Schipper, LB

1998

Terrance Malone, DB
 Brad Meester, OC

1999

Brad Meester, OC
 Matt Pedersen, LB
2000
 Eddie Berlin, WR
 Ryan Doak, DB
 Ryan Helming, QB

2001

Brent Browner, DB
 Ryan Hannam, TE
 Mark Moothart, FB
 Adam Vogt, LB
 Matt Zehr, OG



Matt Zehr



Paul DeVan



Don Erusha



James Fox



Jim Harmon



Paul Jones



Phil Minnick



Curly Steinkamp



Wendell Williams

UNI ATHLETICS HALL OF FAME FOOTBALL INDUCTEES

- 1985**—Clyde "Buck" Starbeck
L.L. Mendenhall
- 1986**—Stan Sheriff
Dick Beetsch
- 1987**—Randy Schultz
Duane Josephson
- 1988**—Loren Buser
George Dutcher
- 1989**—Dan Boals
- 1990**—Jerry Morgan
Charlie Pastorino
- 1991**—August "Pudge" Camarata
Dennis Remmert
- 1992**—George Asleson
Kelly Ellis
- 1993**—Burl Berry
Paul DeVan
- 1994**—James Fox
Curly Steinkamp
Jim Harmon
- 1995**—Wendell Williams
- 1996**—Paul Jones
- 1997**—Steve Wright
- 1998**—Carl Boyd
Philip Minnick
- 2000**—Don Erusha
Darrell Mudra
- 2001**—Don Erusha
Darrell Mudra



Dedric Ward



Mike Furrey



Brad Meester



Eddie Berlin



Ryan Doak



Ryan Helming



Adam Vogt



Mackenzie Hoambrecker

FIRST TEAM

- 1937—Paul Jones, End*
- 1949—Paul DeVan, Halfback**
- 1952—Lou Bohnsack, Center**
- 1955—LeRoy Dunn, Tackle*
- 1956—Dick Formanek, Tackle*
- 1960—Jerry Morgan, Quarterback*
- George Asleson, Guard**
- 1961—Wendell Williams, Guard**
- 1962—Dan Boals, Fullback*
- 1964—Randy Schultz, Fullback**
- 1967—Ray Pedersen, Guard**
- 1975—Mike Timmermans, Tackle**
- 1985—Joe Fuller, Defensive Back+
- 1987—Carl Boyd, Running Back+
- 1990—Brian Mitchell, Placekicker**+&\$
- 1991—Brian Mitchell, Placekicker**+&\$%
- 1992—Kenny Shedd, Wide Receiver+ Kenny Shedd, All-Purpose**&% William Freeney, Linebacker+&*&%
- 1993—Andre Allen, Linebacker+
- 1994—Andre Allen, Linebacker@**&
- 1995—Dedric Ward, Flanker**@%&\$
- 1996—Dedric Ward, Flanker@**%\$^
- 1999—Mike Furrey, Wide Receiver(\$ Brad Meester, Center&@**%)
- 2000—Eddie Berlin, Wide Receiver&\$ Ryan Doak, Defensive Back&\$ Ryan Helming, Quarterback&
- 2001—Adam Vogt, Linebacker**& Mackenzie Hoambrecker, Placekicker&%\$

SECOND TEAM

- 1948—Jason Loving, Tackle**
- 1959—Dennis Remmert, Tackle*
- 1961—Wendell Williams, Guard*
- 1973—Mike Woodley, Free Safety**
- 1984—Joe O'Brien, Tackle**
- 1986—Carl Boyd, Running Back#
- 1987—Carl Boyd, Running Back** Jeff Bealles, End#
- 1989—David Campbell, Guard** Bryce Paup, Linebacker&
- 1990—Seth Bonnette, Tackle& Kenny Shedd, Returns**
- 1991—Kenny Shedd, Return**% William Freeney, Linebacker%
- 1992—Scott Obermeier, Placekicker**

- 1993—Andre Allen, Linebacker**&%!
- 1994—Andre Allen, Linebacker%
- 1996—Dedric Ward, Flanker& Tyree Talton, Cornerback&**
- 1997—Mike Furrey, Wide Receiver**!!& Erik Nelson, Defensive Line% Matt Pedersen, Linebacker%
- 1998—Mike Furrey, Wide Receiver** Matt Pedersen, Linebacker** Brad Meester, Center%
- 1999—Mike Furrey, Wide Receiver&** Ryan Helming, Quarterback% Brad Meester, Center** Matt Pedersen, Linebacker&%
- 2000—Eddie Berlin, Wide Receiver**% Ryan Doak, Defensive Back** Ryan Helming, Quarterback**
- 2001—Mackenzie Hoambrecker**

THIRD TEAM

- 1946—Pudge Camarata, Halfback**
- 1960—Jerry Morgan, Quarterback**
- 1962—Dan Boals, Fullback**
- 1975—Bill Salmon, Quarterback**
- 1976—Nick Maragos, Free Safety**
- 1981—Ken Harvey, Split End**
- 1987—Mark Hanssen, Center** Jeff Bealles, End**
- 1988—Sherrod Howard, Tight End**
- 1989—Bryce Paup, Linebacker**
- 1992—Peter Burns, Linebacker%
- 1993—Tim Mosley, Wide Receiver/P&
- 1994—Jason McCleary, Defensive Back**%
- 1995—Kevin Hammond, Linebacker%
- 1996—Tyree Talton, Returner/Cornerback&
- 1997—Mike Furrey, Wide Receiver% Matt Pedersen, Linebacker&
- 1998—Brad Meester, Center**& Erik Nelson, Defensive End% Mike Furrey, Wide Receiver&
- 1999—Ryan Helming, Quarterback(Matt Pedersen, Linebacker(
- 2000—Brad Harms, Offensive Line&
- 2001—Chad Setterstrom, OL&%

HONORABLE MENTION

- 1939—Wendlen Burckhard, Halfback* Leo Kagan, Center*
- 1940—Jim Podemski, Tackle* Hugh Roberts, Guard*
- 1945—George Dutcher, Halfback*
- 1946—Jason Loving, Tackle*
- 1947—Paul DeVan, Halfback** Bob Williams, Halfback**
- 1950—Eugene Fisher, Halfback**
- 1951—Lou Bohnsack, Center**
- 1952—Maholon Kaylor, End**
- 1954—Ralph Capitani, Quarterback**
- 1956—Ron Brinkley, Fullback*
- 1959—Dennis Remmert, Tackle** Bob Hahn, Halfback**
- 1960—George Asleson, Guard* Warren Hansen, Halfback*
- 1961—John Raffensberger, End* Al Sonnenberg, Tackle* Howie Becker, Halfback* Dan Boals, Fullback***
- 1962—Ted Minnick, Tackle*
- 1963—Jim Jackson, Guard** Larry Thompson, Halfback* Phil Minnick, Guard* Randy Schultz, Fullback*
- 1964—Phil Minnick, Guard**
- 1965—Doug Kover, Center**
- 1967—Bill Smith, Def. Halfback**
- 1968—Tom Barbatti, Def. Guard**
- 1969—John Williams, Linebacker**
- 1969—Jim Rudd, Middle Guard**
- 1972—Mike Woodley, Free Safety**
- 1979—Owen Dockter, Tackle** Danny Todd, Defensive Back**
- 1980—Chris Miliner, Running Back**
- 1985—Mike Smith, Quarterback** Edward Grimes, End** Terry Orth, Tackle** Mark Farley, Linebacker** Moses Aimable, Defensive Back** Joe Fuller, Defensive Back**
- 1986—Brian Baker, Tight End** Mike Smith, Quarterback**+ Carl Boyd, Running Back** Jeff Bealles, End** Mark Farley, Linebacker**+ Clay Netusil, Punter**
- 1987—Mike Smith, Quarterback** Louis Cox, Guard** Sherrod Howard, Tight End**

- Kevin Anderson, Cornerback**
- 1988—Sherrod Howard, Tight End%
- 1990—Mike Fontana, Center&
- 1991—Kenny Shedd, Returns&, Receiver%
- 1992—Kenny Shedd, Wide Receiver&
- 1993—Jason McCleary, Defensive Back&
- 1994—Dedric Ward, Flanker&% Matt Harken, Tight End&% D.J. Mumma, Center&% Matt Waller, Kicker&% Jason McCleary, Defensive Back& Dan Bower, Offensive Line% Brian Moretz, Nose Tackle% Myron Glass, Defensive Back%
- 1995—Brian Moretz, Nose Tackle%
- 1996—Tim Miller, Linebacker% Dannie Spann, Linebacker%
- 1997—Andy Pattee, Offensive Line% Tyree Talton, Defensive Back/Returns%
- 1998—Mike Furrey, Wide Receiver% Matt Pedersen, Linebacker%
- 1999—Mike Furrey, Returns%
- 2000—Brad Harms, Offensive Line% Ryan Helming, Quarterback%
- 2001—Adam Bengel, RB/RS Ryan Hannam, TE% Jake Soliday, WR/RS% Adam Vogt, LB%

*Williamson Ratings
 **Associated Press
 +Kodak 1-AA
 #Football News 1-AA
 %Football Gazette
 &Sports Network
 \$Walter Camp
 !College Football
 @AFC
 ^American Football Quarterly
 !!ESPN/SportsTicker
 (Teamlink.Com)

WALTER PAYTON AWARD

1996	Dedric Ward, WR	5th
1999	Ryan Helming, QB	14th
2000	Ryan Helming, QB	5th

BUCK BUCHANAN AWARD

2001	Adam Vogt, LB	4th
------	---------------	-----

PANTHERS IN THE PROS

NCAA 1-AA PLAYOFFS • 85 87 90 91 92 93 94 95 96



Wide receiver **Eddie Berlin** was drafted in the fifth round by the Tennessee Titans, the 159th pick overall and the 21st receiver taken in the 2001 NFL draft. Berlin set school and Gateway Conference career records with 249 receptions.



Defensive back **Daryon Brutley** signed a free agent contract this spring with the Buffalo Bills. Brutley was named second team all-conference and to the Gateway All-Newcomer Team in 2001. He played only one year for the Panthers after transferring from Southern Mississippi.



Tight end **Ryan Hannam** became Northern Iowa's 12th NFL pick when he was chosen this spring in the fifth round by the Seattle Seahawks. Hannam was a two-year starter for the Panthers. He was an honorable mention all-American by Don Hansen's National Weekly Football Gazette.



Strong safety **Ken Harris** signed a free agent contract with the San Francisco 49ers in May. Harris transferred to UNI from Pittsburgh in 1999 and played in 2000 and 2001. He was the team's third-leading tackler last season with 126 total.



Quarterback **Ryan Helming** signed a free agent contract in 2001 with the Kansas City Chiefs after setting school and conference marks for career TD passes, total offense and passing yards. He was a first team all-American by The Sports Network. Helming didn't make the final cut with the Chiefs, but was signed as a free agent this spring by the St. Louis Rams, joining another former Panther, Kurt Warner.



Brad Meester became UNI's highest pick in the NFL draft when he was selected by the Jacksonville Jaguars in the second round, the 60th pick overall, in 2000. He was a two-time all-American center for the Panthers.




Wide receiver **Reid Seitz** was drafted by the Calgary Stampeders in the third round, the 27th pick, this spring. Seitz played for the Panthers only one year after transferring from North Dakota State College of Science.



Wide receiver **Jake Soliday** played most of his career in the shadows of Eddie Berlin and Mike Furrey, but he finished his career as a Don Hansen's National Football Weekly Gazette honorable mention all-American receiver and return specialist, and a first team all-conference receiver and second team return specialist. He signed a free agent contract with the Arizona Cardinals this spring.



1993 Northern Iowa starting quarterback **Kurt Warner** signed with the Iowa Barnstormers of the Arena League in 1995 after being cut by the Green Bay Packers. He signed with the St. Louis Rams in 1998 and played with Amsterdam prior to being named the NFL's and Super Bowl's Most Valuable Player in 1999 and 2001.



Two-time all-American wide receiver **Dedic Ward** was the 88th player drafted overall, taken in the third round, by the New York Jets in 1997's NFL draft. He moved over to the Miami Dolphins last season. Ward became 1-AA's second-leading career receiver behind Jerry Rice after playing for the Panthers from 1993-96.



Defensive back **Jerome Peterson** played only the 1999 season for the Panthers after transferring from Nebraska. He was a second team all-conference choice and was named to the All-Newcomer Team. He has gone on to play for the Edmonton Eskimos of the Canadian Football League.

INACTIVE



Two-time all-American linebacker and Gateway Conference Defensive Player of the Year **Allen** signed a free agent contract in 1995 with the Philadelphia Eagles, but didn't survive the cut. He played for the London Monarchs of the World Football League six years ago, was with the Iowa Barnstormers of the Arena League in 1997 and was traded to Nashville in 1998.

*Defensive end **Willie T.C. Barney** played for the Panthers from 1993-96 and signed a contract with the Roughriders of the Canadian Football League in 1997. He played briefly for the Iowa Barnstormers in 1998.



Defensive back **Willie Beamon** signed a free agent contract in 1993 with the New York Giants. He played several years there before moving over to the Kansas City Chiefs in 1996, then returned to the Giants. He's currently inactive.

*Linebacker **Peter Burns** played one year with the Cleveland Thunderbolts of Arena Football in 1993. He was a four-year letterman from 1989-92 and led the Panthers in tackles in 1992 with 163.



Loren Buser played for SCI from 1963-65. He was drafted by the Montreal Alouettes of the Canadian league, where he played two seasons.

*Wide receiver **Alonzo Clayton** signed with the Quad City Steamwheelers of the AF2 in November of 2000. An all-conference pick with UNI, playing from 1994-97, he played for the Peoria Pirates of the Indoor Football League in 2000. He was in the Cincinnati Bengals' mini camp in 1998 before suffering an injury.

*Running back **Troy Dooley** played for the Panthers from 1994-96 after transferring from UCLA. He signed with the Iowa Barnstormers of the Arena League in 1997, but later was cut.

*Linebacker **William Freeney** signed with the Hamilton Tigercats of the Canadian Football League in 1993. He signed a contract with the Saskatchewan Rough Riders in 1994 and played with the Iowa Barnstormers of the Arena League

until a shoulder injury sidelined him in 1995. He spent the 1996 season with the Minnesota Fighting Pike of the Arena League.



Without waiting for the NFL draft, defensive back **Joe Fuller** signed with the Saskatchewan Rough Riders in 1985, where he played four years. He then played briefly with

the Minnesota Vikings, the San Diego Chargers, the Green Bay Packers, the Ottawa Roughriders and with the Shreveport Pirates of the CFL. He then played for the Minnesota Fighting Pike of the Arena League. He's no longer playing professionally.

*All-American wide receiver **Mike Furrey** (1997-99) signed a free agent contract with the Indianapolis Colts but was released. He played the 2000 season with the Las Vegas franchise of the XFL.

*After signing a free agency with the Buffalo Bills in 1995, defensive back **Myron Glass** signed with the Rhein of the World League of Football in 1996. He played for Milwaukee of the Arena League in 1998. Glass played for the Panthers from 1991-94.

*Offensive lineman **Brad Harms** signed a free agent contract last spring with the Washington Redskins after being named a first team all-conference choice and an honorable mention all-American by Don Hansen's Weekly Football Gazette.

*Defensive back **Todd Harrington**, who played for the Panthers from 1991-94, signed with the Iowa Barnstormers of the Arena League in 1995. He's no longer active.



Drafted in 1991, **James Jones** was selected by the Cleveland Browns in the third round as the 57th pick overall. He moved over to the Denver Broncos in 1995 and

began playing for Baltimore in 1997. He was traded to the Detroit Lions in 1999 and retired prior to the 2001 season.

*A four-year letterman for the Panthers from 1991-94 and first team all-conference selection at defensive back his senior year, **Jason McCleary** signed with the Iowa Barnstormers in January of 2001. An injury cut short his debut season.

***Phil Minnick** played for the Panthers from 1961-64 at linebacker, fullback and guard. Upon graduation, he played line-

backer five years with the Winnipeg Blue Bombers in the Canadian league. A captain, he was named to the Canadian All-Star teams in 1966 and 1969. Knee surgery forced the early end to his career.

*All-American placekicker **Brian Mitchell** signed his first professional contract in 1994 with the Shreveport Pirates of the CFL after graduating in 1992, but was released during preseason camp. He also spent time with the St. Louis franchise of Arena League.



Bryce Paup, a linebacker at UNI, was picked by the Green Bay Packers in the sixth round of the 1990 draft. He signed with the Buffalo Bills in 1995, when he was named the NFL Defensive Player of the Year. He played for Jacksonville through the 1999 season and with the Minnesota Vikings in 2000. He retired prior to the 2001 season.

*Assistant coach **Bill Salmon** was drafted in the 10th round by the Minnesota Vikings in 1976 but an off-season knee injury eventually led to the end of his playing career.

*Quarterback **Steve Sandon** was drafted by the New England Patriots in the 11th round in 1982.



Running back **Randy Schultz** played football for State College of Iowa from 1963-65. He became the first SCI player to be drafted by the pros, going in the fifth round to the Cleveland Browns. He played for the Browns from 1966-67 and the New Orleans Saints two more seasons.

*Wide receiver and return specialist **Kenny Shedd** was drafted by the New York Jets in the fifth round of the 1993 draft. He signed with the Chicago Bears in 1994, but didn't make the final cut. He played for Barcelona of the World League of American Football before signing with the Oakland Raiders in 1996. He was picked up by the Washington Redskins in 2000. He's no longer playing.

*Defensive back and return specialist **Tyree Talton** was drafted by the Detroit Lions in 1999 in the fifth round in a trade. He was claimed off waivers by the Oakland Raiders in October of that year, then was reclaimed by Detroit later in the season. After being released in 2000, he was drafted by the New York-New Jersey franchise of the XFL.

FREE AGENTS

Tom Jones—1974 Kansas City Chiefs
 Larry Skartvedt—1974 Minnesota Vikings
 Tom Jones—1975 Los Angeles Rams
 Charlie Frisk—1976 Atlanta Falcons
 Kevin Barz—1977 New York Jets
 Steve Wright—1981 Dallas Cowboys
 Ken Harvey—1982 Minnesota Vikings, 1983 San Diego Chargers
 Mike Daniels—1983 Winnipeg Blue Bombers
 Steve Ingalls—1983 Seattle Seahawks
 Jim Lanning—1983 Dallas Cowboys
 Terry Szopinski—1983 Arizona Wranglers
 Scott Etzel—1984 Kansas City Chiefs
 Joe O'Brien—1984 Kansas City Chiefs
 Steve Schonert—1984 Chicago Bears
 Mike Molstead—1985 Memphis Showboats
 Bill Bealles—1986 New Orleans Saints
 Steve Harris—1986 Minnesota Vikings
 Frank Ori—1986 Minnesota Vikings
 Troy Thomas—1986 Washington Redskins
 Allen Donnell—1987 Saskatchewan Roughriders
 Ken Knapczyk—1987 Chicago Bears (players' strike), Cincinnati Bengals
 Willie Beamon—1993 New York Giants, 1996 Kansas City Chiefs
 Tim Mosley—1994 Denver Broncos, 1995 Memphis Mad Dogs
 Kurt Warner—1994 Green Bay Packers, 1998 St. Louis Rams
 Andre Allen—1995 Philadelphia Eagles
 Myron Glass—1995 Buffalo Bills
 Alonzo Clayton—1998 Cincinnati Bengals
 Jay Heimsoth—1998 Kansas City Chiefs
 Mike Furrey—2000 Indianapolis Colts
 Jerome Peterson—2000 Edmonton Eskimos
 Brad Harms—2001 Washington Redskins
 Ryan Helming—2001 Kansas City Chiefs
 Daryon Brutley—2002 Buffalo Bills
 Ken Harris—2002 San Francisco 49ers
 Ryan Helming—2002 St. Louis Rams
 Jake Soliday—2002 Arizona Cardinals

*All-American offensive guard **Mike Timmermans** was drafted in the 17th round by the Green Bay Packers in 1976.



Despite an abundance of offensive line talent, the Dallas Cowboys kept free agent **Steve Wright** as one of 18 athletes who made the Rookie Class of 1981 because of "the potential he displayed in training camp." He was traded to Baltimore in 1983 and became its starting right guard. He signed with the Michigan Panthers in December of 1984, with his contract assigned to the Invaders following consolidation. In the spring of 1987, he was picked up by the Los Angeles Raiders. He announced his retirement in June of 1994. He played tight end and tackle at UNI.

PLAYOFF/BOWL APPEARANCES

NCAA 1-AA PLAYOFFS • 85 87 90 91 92 93 94 95 96

2001 DIVISION 1-AA

FIRST ROUND

December 1, 2001, at Charleston, IL

(Attend. 6,824)

Northern Iowa	10	15	14	10	49
Eastern Illinois	7	13	8	15	43

Highlights: UNI won just its second 1-AA road playoff game in history when it out-lasted third-ranked Eastern Illinois. UNI's 49 points scored tied a school playoff record for points, matching the 49 scored against Arkansas State in the 1987 quarterfinals. EIU's J.R. Taylor broke loose for a 49-yard rushing TD with 5:03 left in the second quarter to pull EIU within two points. A one-yard plunge by UNI's Adam Benge with 2:33 left put UNI up 23-14. Eastern

closed ranks again with a 39-yard pass play, but UNI's Adam Vogt blocked the PAT attempt and Daryon Brutley returned it for two UNI points. UNI never trailed in the second half, but EIU did close the gap to three points, 39-36, with 14:08 left in the game. After UNI went up 49-36 with 6:58 remaining on Mackenzie Hoambrecker's 27-yard field goal, EIU ended all scoring with 3:27 left on a three-yard pass play. The Panthers were able to run out the clock for the victory.



UNI's Adam Benge set school playoff records when he rushed for 177 yards and four TDs on 29 carries in the win over Eastern Illinois.

2001 DIVISION 1-AA

QUARTERFINALS

December 8, 2001, at Cedar Falls, IA

(Attend. 9,525)

Maine	7	14	7	0	28
Northern Iowa	14	7	14	21	56

Highlights: Northern Iowa advanced to its fifth 1-AA semifinal game with the victory. UNI set four school playoff records, including its 56 points. Mackenzie Hoambrecker was successful on all six PAT attempts, setting marks for made and attempted extra points. Ken Harris returned a 47-yard interception for a TD with 6:12 left in the game for the final score, setting a new standard for interception return yards. Griff Jurgens threw for a career-high 299 yards and two TDs. Adam Benge rushed for 114 yards and TDs of three, 63 and five yards, giving him his eighth 100-yard-plus game of the season. The game was tied at 21 at the half and at 28 with 4:23 left in the third quarter before UNI busted loose for several key defensive plays and the 63-yard breakaway TD run by Benge.



2001 DIVISION 1-AA

SEMIFINALS

December 15, 2001, at Missoula, MT

(Attend. 18,848)

Northern Iowa	0	0	0	0	0
Montana	17	14	7	0	38

Highlights: UNI ran into a buzz saw at no. 1-ranked Montana. The Grizzlies went up 3-0 on a 36-yard field goal with 9:03 left in the first quarter after the Panthers first held them with no score. UM missed on a 50-yarder with 10:29 left in the first period, but UNI's Brent Browner was flagged for roughing the kicker, which gave UM a first down on UNI's 18, leading to the first score. UNI's Griff Jurgens fumbled on the Panthers' own 30 and less than one minute later, UM went up 10-0. Jurgens injured his knee with 33 seconds left in the first period, and the game never was in hand after that. Tom Petrie came into the game in relief of Jurgens, completing 10-of-21 passes with no interceptions for 178 yards. Carlos Dallis recorded 17 tackles, including 13 solos.

1996 DIVISION 1-AA

FIRST ROUND

November 30, 1996, at Cedar Falls, IA

(Attend. 10,402)

Eastern Illinois	7	7	0	0	14
Northern Iowa	7	7	0	7	21

Highlights: UNI defeated 14th-seed and 16th-ranked EIU in a game typical of the series between these two teams — the outcome not decided until the final second. The Panthers scored the winning TD with 7:02 left in the game. EIU fumbled on its next two possessions, with UNI's Steve Beard intercepted in between. Then Beard fumbled and EIU got the ball back at the 3:19 mark. Eastern got down to UNI's two yard line. Quarterback Mike Simpson pitched to running back Chris Szarka, who in desperation threw an incomplete pass in the end zone to tight end Mike Mangan as time ran out.

1996 DIVISION 1-AA

QUARTERFINALS

December 7, 1996, at Cedar Falls, IA

(Attend. 10,796)

William & Mary	0	0	28	7	35
Northern Iowa	17	10	8	3	38

Highlights: UNI defeated eighth-seed and seventh-ranked William & Mary, holding the Tribe to only 67 yards, including minus-27 rushing, in the first half while gaining 293 yards itself. But W&M came back to tie the score at 35 with 5:40

left in the game. Matt Waller's 32-yard field goal with 2:13 left gave UNI the win. His field goal was set up by W&M's Darren Sharper's fumble on a punt return which was recovered by the Panthers at the Tribe 30. UNI's Detric Ward fell just short of a 1-AA playoff record with 11 catches for 245 yards and two TDs. Jeff Stovall gained 55 yards and scored twice before leaving the game in the second half with an ankle injury. Steve Beard's 360 passing yards was a career high.

1996 DIVISION 1-AA

SEMIFINALS

December 14, 1996, at Huntington, WV

(Attend. 14,414)

Northern Iowa	0	0	0	14	14
Marshall	7	3	14	7	31

Highlights: UNI's playoff nemesis, first-ranked and no. 2 seed Marshall, pulled out another win to advance to the national championship game. It was the fourth time the Panthers fell one game short of making the title game.

Alonzo Clayton's 58-yard punt return set a school playoff record, while Marshall tied a UNI mark with four rushing TDs. Matt Waller's 44-yard blocked field goal at the end of the first half was a heartbreaker and would have put the Panthers only a TD down at intermission.



Alonzo Clayton's 58-yard punt return set a school playoff record in the 1996 semifinal game against Marshall. He tied a school playoff record with three TDs in the first round game in 1995 against Murray.

1995 DIVISION 1-AA

FIRST ROUND

November 25, 1995, at Murray, KY

(Attend. 7,633)

Northern Iowa	7	14	7	7	35
Murray State	0	14	7	13	34

Highlights: UNI advanced to the quarterfinal round after defeating fourth-ranked and fourth seed Murray State. The victory marked UNI's first road win in the 1-AA playoffs following five losses. The Panthers were one of two lower seeds to win their first-round games. UNI never trailed in the game. Alonzo Clayton tied a school playoff record with three TDs. MSU tied the game at 21-all with 9:05 left in the third quarter, but Chris Berg's 60-yard pass to Matt Harken with nine seconds left put the Panthers back up 28-21. MSU tied the game again with 10:24 remaining and Berg's 13-yard pass to Detric Ward gave UNI a 35-28 lead. Matt Waller's fifth extra point of the day also tied a school playoff record. With 1:26 left, MSU scored on a seven-yard run, but Clayton blocked the extra point, snapping a streak of 79 straight PATs. Ward recovered the ensuing onside kick and UNI was able to run out the clock.

PLAYOFF/BOWL APPEARANCES

CAA 1-AA PLAYOFFS • 85 87 90 91 92 93 94 95 96 01

1995 DIVISION 1-AA

QUARTERFINALS

December 3, 1995, at Huntington, WV

(Attend. 14,472)

Northern Iowa	14	0	3	7	24
Marshall	21	0	7	13	41

Highlights: UNI, ranked 18th and seeded 16th, fell to sixth-ranked and fifth seed Marshall. The Panthers never led in the game but did tie it twice, the last at 14-all with 5:23 left in the first quarter. The closest they could get after that was 21-17 with 10:30 left in the third quarter on a 42-yard field goal by Matt Waller. The Panthers kept up in the passing game, but gained only 36 yards rushing to Marshall's 251.



Matt Waller's 42-yard field goal with 10:30 left in the third quarter pulled UNI to within 21-17 in the 1995 quarterfinals at Marshall.

1994 DIVISION 1-AA

FIRST ROUND

November 28, 1994, at Missoula, MT

(Attend. 7,958)

Northern Iowa	7	6	0	7	20
Montana	7	10	0	6	23

Highlights: UNI's fifth straight playoff appearance ended for the second year in a row in a first-round loss. The Panthers had chances to tie the game or go for the win on its last series, but Jeff Stovall was stopped for a loss of three yards on the Grizzlie 16 on a third-and-one play, and Matt Waller's 36-yard field goal attempt failed with 1:34 left in the game. Sylvester Brown rushed for a game-high 147 yards on 13 carries and Dedric Ward caught two passes for 77 yards, but UNI could not contain UM's Dave Dickenson, who completed 38-of-50 passes for 436 yards and two TDs. His leading receiver was Shalon Baker with eight catches for 145 yards.



Sylvester Brown rushed for a game-high 147 yards on 13 carries in UNI's 23-20 loss at Montana in the 1994 first round.

1993 DIVISION 1-AA

FIRST ROUND

November 27, 1993, at Boston, MA

(Attend. 6,882)

Northern Iowa	3	9	9	0	0	21
Boston University	0	6	7	8	0	27

Highlights: UNI, ranked 13th in the final Sports Network poll, traveled to sixth-ranked and fourth-seeded Boston University for the first round. After leading 12-6 at halftime and seemingly having the game under control with a 21-6 lead with 11:07 remaining in the third quarter, the Terriers began their comeback bid following a 48-yard fumble recovery return with 6:48 left in the third. Boston tied the game at 21-all with 3:14 left in the game.

In the first overtime, UNI's Todd Harrington intercepted a BU pass on the one-yard line and Scott Obermeier's 20-yard field goal attempt hit the right upright. Obermeier missed a

32-yard attempt in the second overtime. After BU's 33-yard field goal attempt was blocked by Myron Glass, Andre Allen was flagged for a questionable facemask penalty and the Terriers got the ball back on the eight yard line. Two plays later, BU's Zack Burwell scored from four yards out to advance to the quarterfinal round.

UNI gained 362 yards, 263 passing, to Boston's 346, 300 passing. Jeff Stovall rushed 35 times for 122 yards, while Kurt Warner completed 15-of-28 passes with one interception and one TD.

1992 DIVISION 1-AA

FIRST ROUND

November 28, 1992, at Cedar Falls, IA

(Attend. 13,149)

Eastern Washington	0	7	0	7	14
Northern Iowa	0	17	0	0	17

Highlights: UNI, ranked third in the final NCAA poll, hosted 14th ranked Eastern Washington in the first round and advanced to the quarterfinal round with the 17-14 win. EWU's Alex Lacson missed a 49-yard field goal with four seconds left in the game to preserve UNI's win. The Panthers led 17-7 at halftime on a 41-yard field goal by Scott Obermeier, a 17-yard pass from Jay Johnson to Tim Mosley and a 19-yard pass from Johnson to Kenny Shedd. EWU scored on a one-yard run with 3:02 left in the half. It made the game close when Lavon Major returned a blocked Obermeier field goal attempt 89 yards for the score with 11:59 left in the game, but UNI's defense knuckled under, holding the Eagles to only 186 yards in total offense, including 35 rushing. UNI gained 253 yards, only 29 on the ground.

1992 DIVISION 1-AA

QUARTERFINALS

December 5, 1992, at Cedar Falls, IA

(Attend. 13,375)

McNeese State	0	0	7	0	7
Northern Iowa	7	15	7	0	29

Highlights: UNI took advantage of seven McNeese State turnovers to advance to the semifinal round. UNI scored on TD passes of 31, 11 and 12 yards by Jay Johnson, including two to Tim Mosley, on a safety blocked out of the end zone by Willie Beamon and on a one-yard run by linebacker William Freeney. Johnson's other TD pass was an 11-yarder to all-American Kenny Shedd, who missed the second half after running into the wall. MSU's only score of the game came on a 100-yard kickoff return which opened the second half, setting a school and 1-AA playoff record. The Cowboys' seven turnovers were more than they had given up in all of its previous three games. Freshman Kerry Joseph was intercepted four times and he had only four total heading into the game. MSU's running game, a strength all season, was limited to 62 yards, with freshman Henry Fields gaining a game-high 91 yards. Joseph completed nine-of-24 passes for 102 yards. UNI gained 96 yards rushing and Johnson completed 19-of-39 passes with one interception for 222 yards.



Tim Mosley caught two TD passes in UNI's 29-7 win over McNeese State in the 1992 quarterfinals.

1992 1-AA

SEMIFINALS

December 12, 1992, at Cedar Falls, IA

(Attend. 14,682)

Youngstown State	7	6	0	6	19
Northern Iowa	0	0	7	0	7

Highlights: UNI hosted seventh-ranked and defending national champion Youngstown State. Despite holding YSU to 253 yards, over 100 yards below its average, and containing rushing threat Tamron Smith to 98 yards, the Panthers couldn't overcome three lost fumbles, an interception, the fact that all-American Kenny Shedd played only in the first half with a hip pointer, and a 71-yard punt return for a TD on YSU's first possession to put the Penguins up 7-0. The loss broke UNI's 25-game home winning streak. UNI's only score was a one-yard run by Jay Johnson with eight seconds left in the third quarter. YSU scored on the punt return and four field goals, the longest being 54 yards. UNI compiled 319 yards.

1991 DIVISION 1-AA

FIRST ROUND

November 30, 1991, at Cedar Falls, IA

(Attend. 8,723)

Weber State	0	7	14	0	21
Northern Iowa	14	10	7	7	38

Highlights: UNI advanced to the quarterfinal game with its win over 13th-ranked Weber State in the UNI-Dome. UNI held the potent Wildcat offense to 383 yards in total offense, including only 71 rushing yards. The Panthers gained a season-high 486 yards, including 266 on the ground, half of that coming from Tank Corner who carried the ball 26 times for 137 yards. UNI quarterback Jay Johnson completed 14-25 passes for 220 yards and three TDs.



Tank Corner gained 137 of UNI's 266 rushing yards on 26 carries in UNI's 38-21 win over Weber State in the 1991 first round game.

1991 DIVISION 1-AA

QUARTERFINALS

December 7, 1991, at Huntington, WV

(Attend. 16,889)

Northern Iowa	10	3	0	0	13
Marshall	21	14	3	3	41

Highlights: The fourth-ranked Panthers couldn't contain the nation's no. 1 passer and his contingent at Marshall University. UNI was held to 295 yards in total offense, including only 66 on the ground, while the Thundering Herd compiled 509 yards, including 344 through the air. The Panthers trailed 35-13 at the half and failed to score in the last two quarters, but did pick up the defense and held Marshall to only six points in the second half.

PLAYOFF/BOWL APPEARANCES

NCAA 1-AA PLAYOFFS • 85 87 90 91 92 93 94 95 96

1990 DIVISION 1-AA

FIRST ROUND

November 24, 1990, at Boise, ID

(Attend. 11,691)

Northern Iowa	0	3	0	0	3
Boise State	6	0	7	7	20

Highlights: UNI, ranked 11th in the nation, lost to 10th-ranked Boise State. The Panthers obviously struggled offensively, compiling only 156 yards in total offense to the Broncos' 260 yards. UNI could manage only a minus-five yards rushing. Sophomore quarterback Jay Johnson, who led the Gateway Conference in passing efficiency, completed only 13 of 45 passes for 161 yards and had six interceptions, only one less than he had thrown during the entire regular season. UNI's only scoring came on a 29-yard field goal by all-American Brian Mitchell.

1987 DIVISION 1-AA

SEMIFINALS

December 12, 1987, at Monroe, LA

(Attend. 14,443)

Northern Iowa	0	14	7	20	0	41
Northeast Louisiana	7	28	0	6	3	44

Highlights: UNI played without the services of Kodak All-American running back Carl Boyd, who broke his leg the week before against Arkansas State. The Panthers, ranked fourth, trailed 35-14 at the half but they came back to score seven unanswered points in the third period. In the fourth, they scored 20 more and tied the game with seven seconds left in regulation on a five-yard pass from Mike Smith to Sherrod Howard. The two-point conversion pass to Woody Wright sent the game into overtime. UNI's Errol Peebles fumbled on NLU's three in the first overtime possession. NLU's Teddy Garcia missed a 41-yard field goal on the Indians' first play, but he connected on his next 41-yard attempt to give NLU the lead. UNI's Danny Helmer missed a 38-yard field goal to give NLU the victory. Wright, replacing the injured Boyd in his first start, rushed for 112 yards on 20 carries. Smith's six TD passes set a playoff record.

1987 DIVISION 1-AA

QUARTERFINALS

December 5, 1987, at Cedar Falls, IA

(Attend. 6,100)

Arkansas State	7	7	14	0	28
Northern Iowa	6	15	7	21	49

Highlights: The Panthers defeated 12th ranked and 1986's national runner-up to advance to the semifinals. The Panthers took advantage of three Arkansas State fumbles in the fourth quarter to stretch the margin. UNI compiled 530 yards to ASU's 363. Kodak All-American Carl Boyd rushed for 124 yards before breaking his leg late in the game, while Wes Anderson caught five passes for 121 yards.



All-American Carl Boyd rushed for 124 yards against Arkansas State before breaking his leg late in the game.

1987 DIVISION 1-AA

FIRST ROUND

November 28, 1987, at Cedar Falls, IA

(Attend. 3,887)

Youngstown State	7	7	7	7	28
Northern Iowa	7	10	14	0	31

Highlights: UNI foiled a Youngstown State attempt at a comeback, intercepting a Penguin pass and holding YSU on two consecutive fourth down conversions in the fourth quarter. YSU scored its last TD with only 8:51 left in the game, necessitating the Panthers' heroics to preserve the win. Even with the interception and fourth down saves, UNI's Carl Boyd fumbled the ball at Youngstown's 20 with just over a minute to play. The Penguins drove to UNI's 23, but missed a 40 yard field goal with seconds left. Boyd rushed for 126 yards on 23 carries.

1985 DIVISION 1-AA

SEMIFINALS

December 14, 1985, at Cedar Falls, IA

(Attend. 12,300)

Georgia Southern	14	3	7	16	40
Northern Iowa	14	6	3	10	33

Highlights: Georgia Southern brought its "Hambone" offense to the UNI-Dome. The Eagles scored their last TD with only 34 seconds left in the game after UNI had tied the contest at the 2:44 mark. The game see-sawed back and forth until it came down to which team had last possession, or at least enough time to make a score possible. The game was tied four times.

1985 DIVISION 1-AA

QUARTERFINALS

December 7, 1985, at Cedar Falls, IA

(Attend. 6,220)

Eastern Washington	0	0	7	7	14
Northern Iowa	10	7	0	0	17

Highlights: UNI took a 10-0 first quarter lead on a 32 yard field goal by Kevin Mote and a 13 yard pass from Mike Smith to Brian Baker, who later broke his hand. The Panthers had a 17-0 halftime advantage but didn't score again, while EWU pulled to within 10 points in the third period and scored its last TD with 12:47 left in the game on an 84 yard punt return. The Eagles got as far as their own 44 with time running out on the clock, but the quarterback was sacked for a loss of four on a fourth down play. Errol Peebles rushed for 129 yards on 26 carries, his fifth 100-plus game of the year.



Errol Peebles rushed for 129 yards on 26 carries, his fifth 100-plus game of the year, in UNI's 17-14 win over Eastern Washington in the 1985 quarterfinals.

1975 DIVISION II PLAYOFFS

(FIRST ROUND)

November 29, 1975, at Cedar Falls, IA

(Attend. 2,500)

Western Kentucky	0	7	7	0	14
Northern Iowa	6	0	0	6	12

Highlights: In what has since been dubbed the "Mud Bowl", UNI struggled with Western Kentucky in heavy rain, 42-degree temperatures and a 16 mph wind in the last game to be played in O.R. Latham Stadium. The Panthers closed to within two points when they rallied with 12:25 left in the game. The last TD was set up when Jim Fransen put WKU in a hole by booting a 64-yard punt to its one yard line. UNI had two chances to cash in in the final period but two errant field goals by Fransen buried the Panthers' chances deep into the muddy field. Fransen missed from 38 and 27 yards.



Jim Fransen found kicking in heavy rain and wind difficult in the last football game to be played in O.R. Latham Stadium.

1964 PECAN BOWL

December 12, 1964, at Abilene, TX

State College of Iowa	7	6	6	0	19
Lamar Tech	3	0	7	7	17

Highlights: In the first NCAA-sanctioned Pecan Bowl, UNI scored an impressive victory over Lamar Tech behind a sensational performance by two-time All-American fullback Randy Schultz. Schultz ran for 160 yards on 38 carries and scored two TDs. He was named outstanding back of the game and teammate Loren Buser received the outstanding lineman award.



Two-time all-American Randy Schultz ran for 160 yards and two TDs in the Panthers' 19-17 win in the 1964 Pecan Bowl.

1960 MINERAL WATER BOWL

November 26, 1960, at Excelsior Springs, MO

Highlights: Iowa State Teachers College ran into a bulldozer from Hillsdale College (MI) which won the contest 17-6. The Panthers never really got going after finishing the season with a fine 9-0 record and winning the North Central Conference title.

1-AA NATIONAL POLLS

CIAA 1-AA PLAYOFFS • 85 87 90 91 92 93 94 95 96 01

1984 (NCAA)

1. Alcorn State
 2. Montana State
Rhode Island
 4. Boston University
 5. Indiana State
 6. Mississippi Valley State
Middle Tennessee State
 8. Eastern Kentucky
 9. Louisiana Tech
 10. Arkansas State
 11. New Hampshire
 12. Richmond
 13. Murray State
 14. Western Carolina
 15. Holy Cross
 16. Furman
 17. Tennessee-Chattanooga
- 18. Northern Iowa**
19. Delaware
 20. McNeese State

1985 (NCAA)

1. Middle Tennessee State
 2. Furman
Nevada-Reno
- 4. Northern Iowa**
5. Idaho
 6. Arkansas State
 7. Rhode Island
 8. Grambling
 9. Georgia Southern
 10. Akron
 11. Eastern Washington
 12. Appalachian State
Delaware State
 14. Louisiana Tech
 15. Jackson State
 16. William & Mary
 17. Murray State
 18. Richmond
 19. Eastern Kentucky
 20. Alcorn State
- (Highest Ranking: No. 4 two consecutive weeks in NCAA Poll)

1986 (NCAA)

Not Ranked in NCAA Poll
(Highest Ranking: No. 8 NCAA Poll Oct. 6)

1987 (NCAA)

1. Holy Cross
 2. Appalachian State
 3. Northeast Louisiana
- 4. Northern Iowa**
5. Idaho
 6. Georgia Southern
 7. Eastern Kentucky
 8. James Madison
 9. Jackson State

10. Weber State
 11. Western Kentucky
 12. Arkansas State
 13. Maine
 14. Marshall
 15. Youngstown State
 16. North Texas State
 17. Richmond
 18. Howard
 19. Sam Houston State
 20. Delaware State
- (Highest Ranking: No. 4 NCAA Poll Sept. 28 and two consecutive weeks at end of season)

1988 (NCAA)

Not Ranked in NCAA Poll
(Highest Ranking: No. 8 in NCAA Preseason Poll)

1989 (NCAA)

1. Georgia Southern
 2. Furman
 3. Stephen F. Austin
 4. Holy Cross
Idaho
 6. Montana
 7. Appalachian State
 8. Maine
 9. Southwest Missouri
 10. Middle Tennessee State
William & Mary
 12. Eastern Kentucky
 13. Grambling
 14. Youngstown State
 15. Eastern Illinois
 16. Villanova
 17. Jackson State
 18. Connecticut
 19. Nevada-Reno
- 20. Northern Iowa**
- (Highest Ranking: No. 17 Oct. 30)

1990 (NCAA)

1. Middle Tennessee State
 2. Youngstown State
 3. Georgia Southern
 4. Nevada
 5. Eastern Kentucky
 6. Southwest Missouri
 7. William & Mary
 8. Holy Cross
 9. Massachusetts
 10. Boise State
- 11. Northern Iowa**
12. Furman
 13. Idaho
 14. Northeast Louisiana
 15. The Citadel
 16. Jackson State
 17. Dartmouth

18. Central Florida
 19. New Hampshire
North Carolina A&T
- (Highest Ranking: No. 10 Oct. 15)

1991 (NCAA)

1. Nevada
 2. Eastern Kentucky
 3. Holy Cross
- 4. Northern Iowa**
5. Alabama State
 6. Delaware
 7. Villanova
 8. Marshall
 9. Middle Tennessee State
 10. Samford
 11. New Hampshire
 12. Sam Houston State
 13. Youngstown State
 14. Western Illinois
 15. Weber State
 16. James Madison
 17. Appalachian State
 18. Northeast Louisiana
 19. McNeese State
 20. The Citadel
Furman
- (Highest Ranking: No. 4 six consecutive weeks)

1992 (NCAA)

1. The Citadel
Northeast Louisiana
- 3. Northern Iowa**
4. Middle Tennessee State
 5. Idaho
 6. Marshall
 7. Youngstown State
 8. Delaware
 9. Samford
 10. Villanova
 11. McNeese State
 12. Eastern Kentucky
 13. William & Mary
 14. Eastern Washington
 15. Florida A&M
 16. Appalachian State
 17. North Carolina A&T
 18. Alcorn State
 19. Liberty
 20. Western Illinois
- (Highest Ranking: No. 1 five consecutive weeks Oct. 5-Nov. 2)

1993 (Sports Network)

1. Troy State
2. Georgia Southern
3. Montana
4. Northeast Louisiana
5. McNeese State

6. Boston University
 7. Youngstown State
 8. Howard
 9. Marshall
 10. William & Mary
 11. Idaho
 12. Central Florida
- 13. Northern Iowa**
14. Stephen F. Austin
 15. Southern University
 16. Pennsylvania
 17. Eastern Kentucky
 18. Delaware
 19. Western Kentucky
 20. Eastern Washington
 21. North Carolina A&T
 22. Tennessee Tech
 23. Alcorn State
 24. Towson State
 25. Massachusetts
- (Highest Ranking: No. 4 Preseason)

1994 (Sports Network)

1. Youngstown State
 2. Boise State
 3. Marshall
 4. Montana
 5. Eastern Kentucky
 6. McNeese State
 7. James Madison
 8. Idaho
 9. Appalachian State
 10. Boston University
- 11. Northern Iowa**
12. Troy State
 13. New Hampshire
 14. Pennsylvania
 15. North Texas
 16. Middle Tennessee
 17. Grambling State
 18. Alcorn State
 19. William & Mary
 20. Central Florida
 21. Stephen F. Austin
 22. Hofstra
 23. South Carolina State
 24. Western Illinois
 25. Northern Arizona
- (Highest Ranking: No. 3 Sept. 5)

1995 (Sports Network)

1. Montana
2. Marshall
3. McNeese State
4. Stephen F. Austin
5. Appalachian State
6. Delaware
7. Troy State
8. Southern University
9. Murray State

10. Hofstra
11. Georgia Southern
Eastern Kentucky

13. Northern Iowa

14. Eastern Illinois
 15. James Madison
 16. Jackson State
 17. Florida A&M
 18. Idaho
 19. William & Mary
 20. Richmond
 21. Boise State
 22. Northern Arizona
 23. Connecticut
 24. Indiana State
 25. Middle Tennessee State
- (Highest Ranking: No. 11 two consecutive weeks Oct. 23-Oct. 30)

1996 (Sports Network)

1. Marshall
 2. Montana
- 3. Northern Iowa**
4. Troy State
 5. William & Mary
 6. Murray State
 7. East Tennessee State
 8. Northern Arizona
 9. Furman
 10. Delaware
 11. Jackson State
 12. Villanova
 13. Western Illinois
 14. Florida A&M
 15. Nicholls State
 16. Eastern Illinois
 17. New Hampshire
 18. Youngstown State
 19. Dartmouth
 20. Howard
 21. Stephen F. Austin
 22. Appalachian State
 23. Southwest Missouri
 24. Dayton
 25. James Madison
- (Highest Ranking: No. 3, 2nd time, nine consecutive weeks Sept. 30-Final)

1997 (Sports Network)

Not Ranked in Sports Network Poll
(Highest Ranking: No. 3 in Sports Network Preseason Poll)

1998 (Sports Network)

Not Ranked in Sports Network Poll
(Highest Ranking: No. 5 Preseason-Sept. 6)

1-AA NATIONAL POLLS

NCAA 1-AA PLAYOFFS • 85 87 90 91 92 93 94 95 96



1999 (Sports Network)

- Georgia Southern
- Youngstown State
- Illinois State
- Florida A&M
- Hofstra
- Troy State
- Massachusetts
- Montana
- Appalachian State
- North Carolina A&T
- Tennessee State
- Furman
- James Madison
- Lehigh

15. Northern Iowa

- Northern Arizona
 - Southern University
 - Colgate
 - Jackson State
 - Portland State
 - Elon College
 - Stephen F. Austin
 - South Florida
 - Villanova
 - Brown
- (Highest Ranking: No. 5 Sept. 27)

2000 (Sports Network)

- Georgia Southern
 - Montana
 - Delaware
 - Appalachian State
 - Western Kentucky
 - Richmond
 - Hofstra
 - Lehigh
 - Troy State
 - Furman
 - Youngstown State
 - Western Illinois
 - Grambling State
 - Florida A&M
 - Portland State
 - McNeese State
 - Eastern Illinois
 - Weber State
- ## 19. Northern Iowa
- Bethune-Cookman
 - North Carolina A&T
 - Tennessee Tech
 - Wofford
 - Illinois State
 - Southwest Texas
- (Highest Ranking: No. 10 Pre-Season)

2001 (Sports Network)

- Montana
- Furman
- Georgia Southern

4. Northern Iowa

- Lehigh
 - Appalachian State
 - Sam Houston State
 - Grambling State
 - Eastern Illinois
 - Maine
 - Hofstra
 - Western Kentucky
 - McNeese State
 - Northwestern State
 - Youngstown State
 - Northern Arizona
 - William & Mary
 - Eastern Kentucky
 - Harvard
 - Villanova
 - Rhode Island
 - Florida A&M
 - Tennessee Tech
 - Pennsylvania
 - Tennessee State
- (Highest Ranking: 4th Final Poll)

UNI in the Final 1-AA Top 10

1985	4th
1987	4th
1991	4th
1992	3rd
1996	3rd
2001	4th

The 1992 Panther football team was ranked no. 1 in the nation for five consecutive weeks, from Oct. 5 through Nov. 2. It finished the year ranked no. 3.

UNI Weekly In the 2001 Sports Network Poll

Preseason	23rd
Sept. 3	24th
Sept. 10	28th
Sept. 17	No Poll
Sept. 24	27th
Oct. 1	18th
Oct. 8	15th
Oct. 15	14th
Oct. 22	11th
Oct. 29	16th
Nov. 5	15th
Nov. 12	8th
Nov. 19	7th
Nov. 26	6th
FINAL	4th

GATEWAY TEAMS' RECORDS IN 1-AA TOURNAMENT PLAY

Team (Years Played)	Yrs.	W-L	Pct.
Eastern Illinois ('82, '83, '86, '89, '95)	5	5-3	.375
Illinois State ('98, '99)	2	2-2	.500
Indiana State ('83, '84)	2	1-2	.333
Northern Iowa ('85, '87, '90, '91, '92, '93, '94, '95, '96, '01)	10	11-10	.524
Southern Illinois ('83)	1	3-0	1.000
Southwest Missouri State ('89, '90)	2	1-2	.333
Western Illinois ('88, '91, '96, '97, '98, '00)	6	3-6	.333
Western Kentucky ('01)	1	0-1	.000
Youngstown State ('87, '89, '90, '91, '92, '93, '94, '97, '99, '00)	10	23-6	.793

(Includes playoff records for league schools prior to GFC formation in 1985. Does not include playoff records for those schools no longer a member of the GFC)

SEASON OPENERS

(52-44-7)

Year	Score	Opponent
1895	12-10	Coe
1896	5-10	Coe
1897	56-0	Waterloo High School
1898	23-0	Waterloo YMCA
1899	0-22	Iowa
1900	42-0	Waterloo High School
1901	11-6	Cornell
1902	5-63	Iowa
1903	0-0	Iowa Training
1904	76-5	Iowa Training
1905	23-6	Waterloo High School
1906		No Football
1907		No Football
1908	54-0	Fairbank High School
1909	28-0	Charles City
1910	63-0	Lennox
1911	27-0	Waterloo High School
1912	7-35	Iowa
1913	3-45	Iowa
1914	6-0	Des Moines
1915	7-25	Dubuque
1916	0-12	Iowa State
1917	42-0	Iowa Wesleyan
1918	0-28	Morningside
1919	0-14	Cornell
1920	0-10	Coe
1921	7-13	Coe
1922	3-0	Cornell
1923	0-0	St. Ambrose
1924	0-3	St. Ambrose
1925	30-0	Ellsworth
1926	20-0	St. Thomas
1927	6-6	St. Thomas
1928	0-32	Coe
1929	0-7	Coe
1930	6-0	Loras
1931	19-0	Loras
1932	7-0	Loras
1933	12-0	Loras
1934	18-0	Cornell
1935	0-0	Cornell
1936	0-0	Iowa State
1937	12-14	Iowa State
1938	10-0	Grinnell
1939	12-0	Northeast Missouri State
1940	0-20	Creighton
1941	21-0	South Dakota State
1942	38-0	South Dakota State
1943		No Football
1944		No Football
1945	38-14	Central
1946	6-6	South Dakota State
1947	14-31	Iowa State
1948	7-27	Iowa State
1949	6-20	Western Michigan
1950	13-34	South Dakota State
1951	6-48	South Dakota State
1952	12-14	Drake
1953	20-34	Central Michigan
1954	21-42	Central Michigan
1955	26-7	Hastings
1956	20-0	Drake
1957	12-34	Drake
1958	29-12	Bradley
1959	22-15	Bradley
1960	41-16	Mankato State
1961	37-6	Bradley
1962	27-6	Bradley
1963	12-11	Northern Michigan
1964	14-7	Northern Michigan
1965	7-10	Northern Michigan
1966	0-21	Northern Michigan
1967	3-7	Northern Michigan
1968	13-24	Northern Michigan
1969	14-24	Northern Michigan
1970	0-21	Northern Michigan
1971	9-22	Northeast Missouri State
1972	41-6	Wisconsin-Stevens Point
1973	13-0	Pittsburg State
1974	31-22	Pittsburg State
1975	14-8	Eastern Illinois
1976	7-41	Northern Michigan
1977	21-31	Northeast Missouri State
1978	15-12	Wisconsin-Whitewater
1979	0-13	Minnesota-Morris
1980	8-32	@Nebraska-Omaha
1981	30-39	Drake
1982	13-40	@Drake
1983	34-10	Drake
1984	37-0	Winona State
1985	9-24	@Drake
1986	16-16	@Mankato State
1987	34-31	@McNeese State
1988	10-59	@Pittsburgh
1989	14-22	Mankato State
1990	30-9	Southern Illinois
1991	30-5	McNeese State
1992	21-18	@McNeese State
1993	10-27	@McNeese State
1994	28-14	@Iowa State
1995	7-26	@Stephen F. Austin
1996	31-21	@Southern Utah
1997	0-66	@Iowa
1998	13-10	@Eastern Michigan
1999	41-17	@McNeese State
2000	47-14	Morningside College
2001	34-14	Wayne State (MI)

ALL-TIME LETTERMEN

AAA 1-AA PLAYOFFS • 85 87 90 91 92 93 94 95 96 01



(Since 1937)							
A — Abel, Jason	1989						
Abney, Don	1947, 48, 49						
Abrahamson, Dick	1958						
Adams, Dymon	1999						
Agnew, Dan	1965						
Aimable, Moses	1984, 85						
Aldrich, Charles	1974						
Aldrich, John	1973, 74						
Alexander, Troy	1990, 91						
Allen, Andrew	1991, 92, 93, 94						
Allen, Andy	1995, 96						
Allen, Terry	1975, 76, 77, 78						
Alston, Barry	1973						
Andersen, Brian	1996, 97, 98, 99						
Anderson, Jeff	1994						
Anderson, Joe	1979, 80, 81, 82						
Anderson, Kevin	1986, 87, 88, 89						
Anderson, Mike	1991, 92, 93, 94						
Anderson, Wes	1987, 88						
Angell, Mike	1985, 86						
Arnold, Ed	1976, 77, 78						
Armstrong, Terry	1985, 86						
Arvidson, Tim	1980						
Asleson, George	1959						
Augustin, Tim	1996						
Austin, Brendan	1992, 93						
Avelchias, Nick	1941, 42						
B — Bahr, Dennis	1962, 63						
Baker, Brian	1984, 85, 86, 87						
Banks, Danny	1998, 99, 01						
Barbatti, Thomas	1966, 67						
Barney, Willie	1993, 94, 95, 96						
Barnhart, Don	1940, 41						
Barz, Kevin	1976, 77						
Basye, James	1965						
Batten, Pat	1972, 73						
Baumler, Brad	1988, 89, 90, 91						
Bayevsky, Jesse	1939						
Beach, John	1949, 50						
Bealles, Bill	1983, 84, 85						
Bealles, Jeff	1984, 85, 86, 87						
Beals, Matt	1996, 97, 98, 99						
Beamon, Willie	1989, 90, 92						
Beard, Steven	1993, 94, 95, 96						
Beck, Brian	1996, 97, 98						
Becker, Howard	1960						
Beetsch, Richard	1953, 54						
Behr, Ryan	1992, 93, 94, 95						
Bellock, Cyril	1940, 41, 42						
Bellock, Vincent	1967						
Benge, Adam	1998, 99, 01						
Bennett, Aaron	1999						
Berg, Chris	1994, 95						
Bergstrom, Richard	1967						
Berlin, Eddie	1997, 98, 99, 2000						
Berry, Nelson	1979						
Beverlin, Ken	1963, 64						
Bice, Greg	1958						
Bienfang, Homer	1947, 48, 49, 50						
Bitcon, Lawrence	1953, 54						
Blaha, Dale	1974						
Blankenberg, Steve	1973						
Boals, Dan	1960, 61						
Bock, Michael	1966						
Boehlke, Jason	2001						
Boeve, Adam	1999						
Bohner, Ross	2000, 01						
Bohnsack, Lou	1950, 51						
Boland, Art	1938, 39						
Bonnette, Seth	1989, 90						
Bonsall, Duane	1957, 58						
Borland, Glen	1957						
Borman, Eric	1990						
Bormann, Eric	1992						
Bostic, Alan	1987, 88						
Botkin, Mark	1985, 86, 87, 88						
Bowen, Dick	1941, 42						
Bower, Dan	1992, 93, 94, 95						
Bowman, Carl	1960						
Boyd, Carl	1985, 86, 87						
Bratschie, Jeff	1982						
Braunschweig, R.	1950						
Bray, Carter	1981						
Breitbach, Louis	1937						
Brelsford, Brodie	2000, 01						
Brinkley, Ronald	1954, 55						
Brinkman, Matt	1989, 90						
Brinkman, Mike	1988, 89						
Brown, Ed	1972, 73						
Brown, Jim	1949, 50						
Brown, Mike	1979, 80						
Brown, Neville	1997						
Brown, Stanley	1947, 48, 49						
Brown, Sylvester	1990, 92, 93, 94						
Brown, Ted	1977						
Browner, Brent	1998, 99, 2000, 01						
Bruder, Marty	1984						
Brutley, Daryon	2001						
Bryan, Fred	1980, 81, 82						
Buchwald, Randall	1974, 75, 76						
Buck, Don	1958						
Bumgardner, Mark	1950, 51						
Burckhard, Wendlen	1938, 39						
Burdick, Harold	1949						
Burkle, Cory	1993, 94, 95, 96						
Burns, Peter	1989, 90, 91, 92						
Buser, Loren	1963, 64						
Bush, Delond	1993, 94, 95						
Buss, Aaron	1998, 99, 2000						
Buss, Jeff	1982, 83, 84						
Bute, Gordon	1937						
Butler, Doug	1951, 53, 54						
Button, Dennis	1962						
Byrnes, Ray	1948, 49						
C — Caballero, Mark	1984, 85						
Cacek, Charles	1948						
Cade, Renaldo	1981						
Camarata, Lavene	1942						
Campbell, Dave	1986, 87, 88, 89						
Campbell, Jim	1972, 73						
Campbell, Melvin	1974, 75, 76						
Campbell, Mike	1985, 86, 87, 88						
Capitani, Ralph	1951, 53, 54						
Cappaert, Jim	1982						
Carlo, Douglas	1974, 75, 76						
Carlsen, Travis	1999						
Carlson, Luke	1986, 87, 88						
Carson, Tim	1973, 74						
Carter, Richard	2000, 01						
Case, Walter	1947, 48						
Chambers, Bill	1945						
Chambers, Jeff	1985, 86, 87, 88						
Christensen, Paul	1977, 78						
Christianson, W.	1940						
Church, Kenneth	1942						
Clapp, Chris	1994, 95, 96, 97						
Clarahan, Rick	1979						
Clark, Ralph	1982, 83, 84						
Clark, William	1974, 76, 77						
Clayton, Alonzo	1994, 95, 96, 97						
Clement, Larry	1966						
Clemmenson, Harvey	1945						
Cochrane, Clark	1956						
Cook, Carroll	1937						
Cook, Ray	1982, 84, 85						
Corner, Tank	1991, 92						
Cory, Mark	1981						
Coughlin, Kevin	1977						
Cowan, Spencer	1983, 84, 85, 86						
Cox, Dave	1960, 61						
Cox, Louis	1986, 87						
Cramer, Dean	1953						
Crane, Bob	1959, 60						
Crew, Leland	1949, 50						
Cribbs, William	1947						
Crouch, George	1987, 88						
Culver, Mark	1995, 96						
Curry, Mike	1977, 78						
Cutshall, Bob	1941						
D — Dallis, Carlos	1999, 2000, 01						
Dalton, Mickey	1996						
Damron, Jim	1958						
Daniels, Clarence	1973						
Daniels, Mike	1982, 83						
Davis, Carl	1975, 76						
Davis, Cleo	1974						
Davis, Damian	1988, 89						
Davis, Parnell	1989						
Davison, Brian	1995						
Day, Pat	1988, 89, 90						
DeHaan, Cody	1997, 98, 99, 2000						
Deike, Ben	2000, 01						
Deike, Dallas	1973, 74, 75, 76						
Deines, Dana	1976, 77, 78, 79						
Delaere, Marc	1992, 93, 94						
Derhammer, David	1966						
DeVan, Paul	1945, 47, 48						
DeVries, Dusty	2000						
Dhaemers, Steve	1989, 90, 91						
Dickens, Charles	1974, 75						
Dillavou, Darrell	1947						
Doak, Ryan	1997, 98, 99, 2000						
Dockett, Owen	1977, 78, 79, 80						
Dodd, Ron	1972, 73, 74						
Donnel, Allen	1987						
Donovan, Scott	1973						
Dooley, Troy	1994, 95						
Dunn, LeRoy	1953, 54						
Dunnigan, Charlie	1959						
Durflinger, Scott	1991, 92, 93, 94						
Dusho, Jeremy	1999						
Dutcher, George	1937, 38						
E — Eagen, Todd	1986, 88, 89, 90						
Easter, Marcus	1994, 95, 96						
Eastman, Dale	1976						
Eckhardt, Skip	1978, 79, 80						
Ehrig, Dave	1978,						

ALL-TIME LETTERMEN

NCAA 1-AA PLAYOFFS • 85 87 90 91 92 93 94 95 96



Leonardelli, Todd	1977, 78	Moore, Randy	1977	Price, Dwayne	1982, 83, 84, 85	Shaw, Mike	1976, 77, 79	Toben, Josh	1992, 93, 94, 95
Lewis, Davey	1981	Moothart, Mark	2001	Price, Rick	1964, 65	Shedd, Kenny	1989, 90, 91, 92	Todd, Danny	1979, 80
Lewis, Jim	1981, 82	Moretz, Brian	1992, 93, 94, 95	Prior, Don	1949, 50	Shelton, Chris	1990, 91, 92, 93	Tollefson, David	1953, 54
Lewis, Michael	2000	Morgan, Jerry	1959	Q — Quirarte, Tony	1980	Sherman, Walt	1949	Toom, Michael	1966
Linn, Aaron	1940, 41	Morgan, Terrell	2000, 01	R — Rabey, Howard	1937, 38	Shimp, Martin	1941	Trewhin, Joe	1996
Linsensmeyer, Jeremy	1993, 94, 95, 96	Morris, Andy	1995, 96, 98, 99	Raffensperger, John	1957, 58	Shirk, Clifford	1939	Trosky, Gregg	1978
Lippman, Matt	1994	Morrison, Dick	1984	Rainbow, Bud	1949, 50	Sickles, Sid	1963	U — Urbanek, Justin	1995, 96
Lister, Charles	1990, 91	Morrison, Greg	1985	Ramthum, David	1977, 78, 79, 80	Siddens, Robert	1947	Ursini, Mike	1982
Long, Troy	1982	Morrison, Ken	1983, 85	Randall, Walter	1997, 98	Simkus, Tony	1950	V — VanOort, Larry	1961, 62
Lounsberry, Steve	1971, 72, 73	Morrison, Michael	1999	Ranum, Brad	1990	Simpson, Bill	1954	Vaughn, James	1982, 83
Loving, Jason	1946, 47	Morrison, Mike	1994, 95, 96	Rater, Larry	1967	Sims, Marvin	1994, 1996	Vettraiino, Regi	1997, 98, 99, 2000
Ludwig, Nate	1997, 98	Moses, Neal	1976	Rauch, Karl	1951, 53	Skain, Dick	1949	Vice, Jason	1993, 95, 96
Luense, Kirk	1996, 97	Moses, Tim	1984, 85	Reading, Jason	1990, 91, 92, 93	Skibsted, Dave	1973	Voggessor, Roy	1953, 54
Lyle, Levi	1999, 2000, 01	Mosley, Tim	1990, 91, 92, 93	Reed, Ryan	1996	Sloan, Marvin	1955, 56	Vogt, Adam	1998, 99, 2000, 01
Lynch, Pat	1976, 77, 78	Mote, Kevin	1985, 86, 87	Reimer, Rick	1980	Smallwood, Scott	1986, 87	W — Wachenheim, James	1953
Lyons, Darryl	1981, 82	Mulholland, Ed	1966	Reinhardt, Eldon	1960, 61	Smiley, Mike	1980	Wachenheim, Lee	1947, 49, 50, 51
Lyons, Edward	1939	Mumma, D.J.	1991, 92, 93, 94	Remmert, Brad	1993, 94	Smith, Bill	1966	Waite, Mike	1989
Lyons, Eric	1994, 95	Murphy, Tom	1956	Remmert, Chad	1990	Smith, Casey	1990, 91, 92, 93	Walker, Taras	1996, 97
M — Maas, Jim	1940, 41	Murray, Jon	2000	Remmert, Dennis	1956, 58	Smith, Jack	1958	Walker, Thomas	1953, 54
MacAllister, Jack	1946	Muyengwa, Tendai	1995, 96, 97	Reynolds, Jerry	1958, 59	Smith, Jason E.	1992	Wallace, Greg	1988, 89, 90
MacDonald, Joel	1992	N — Nelson, Erik	1996, 97, 98	Rhoads, Jerry	1999, 2000	Smith, Jason L.	1991	Wallace, Joseph	1990, 91, 92, 93
Macklin, Ken	1988, 89	Nelson, Rick	1982, 83	Rial, Tim	1990, 91, 92	Smith, Kris	1973	Waller, Matt	1993, 94, 95, 96
Magrane, Jerry	1951	Nelson, Simon	1990, 91, 92	Richtsmeyer, Brad	1979	Smith, Luke	1984, 85, 86, 87	Walter, Eric	1995, 96
Mailingard, Chris	1987	Nelson, Walter	1994	Riebe, Harland	1938, 39	Smith, Lyle	2000	Walter, Ryan	2000, 01
Malausky, Matt	1999	Nepote, Rick	1984, 85, 86	Rieber, Joseph	1998, 99, 2000	Smith, Mike	1986, 87	Ware, Doug	1993, 94, 95, 96
Malone, Terrance	1995, 96, 97, 98	Netusil, Clay	1984, 85, 86	Robertson, Justin	1996, 97, 98, 99	Smith, Morris	1956	Warner, Kurt	1990, 91, 92, 93
Manigault, Joe	1975, 76, 77	Neuwohner, Jon	1979, 80	Roberts, Hugh	1938	Smith, Nathan	2000	Washington, Maurice	1978
Maragos, Nicholas	1974, 75, 76	Nixon, Tom	1976	Roberts, Keelan	1977, 78, 80	Smith, Robert	1966	Waskosky, John	1983
Marbles, Derrick	1991, 92, 93, 94	Nofal, Justin	1997, 98, 99, 2000	Roberts, Lew	1956	Smith, Thomas	1973	Waters, Duane	1960, 61
Marchman, Otis	1995, 96, 97	Nordlie, Craig	1980, 81, 82	Roberts, Phil	1963, 64, 65	Soli, Terry	1976	Watson, Eric	1981
Martin, Scott	1992	Norenberg, Stan	1955	Roberts, Tom	1981, 82, 83	Soliday, Jake	1997, 99, 2000, 01	Webster, Kevin	1980, 81, 82
Marsden, Clement	1939	Norman, Larry	1972, 73, 74	Robinson, Daniel	1984, 85	Sonnenberg, Al	1960	Weed, Gerald	1947
Martin, Dale	1942	Norris, Jeremy	1992	Roby, Bill	1981	Sorensen, Hans	1948, 49, 50	Weissenburger, Tom	1982
Martin, Leon	1940, 41	Nuss, Chris	1989, 90, 91, 92	Roby, Kelson	1979	Sovereign, George	1949	Wellbrock, Richard	1990, 91
Martin, Ralph	1950	O — Obermeier, Scott	1992, 93	Roderick, Ron	1957	Sovich, Frank	1955, 56	Wentzel, Bob	1975, 76, 77
Matthews, Dave	1965	O'Brien, Joe	1981, 82, 83, 84	Rogers, Larry	1976	Spahn, Jim	1976, 77	White, Eric	1985, 86, 87
Masonholder, Merle	1963, 64	Oden, Markel	1981, 82, 83, 84	Rohlfen, LaVerne	1948, 50, 53	Spani, Jim	1982	White, Gary	1963
Mays, Marius	2001	Oddo, Pat	1980	Rokes, Tracy	1982, 83	Spanjers, Matt	1977, 78	Whiteley, Frank	1949
McCabe, Ben	1938, 39	O'Donnell, Brett	1991, 92, 93, 94	Roloff, Harlan	1947, 48, 49	Spann, Dannie	1995, 96	Whitver, Mark	1976, 77, 78
McCalley, Ryan	1996	O'Donnell, Jim	1972, 73	Root, John	1980, 81, 82	Speicher, Al	1983, 85	Wiegmann, Bruce	1960, 61
McCleary, Garland	1985	Ogren, Bob	1948, 49	Rosene, Vernon	1953, 54	Spoden, Steve	1985, 86, 87, 88	Willard, Kevin	1983, 85, 86, 87
McCleary, Jason	1991, 92, 93, 94	Olin, Dick	1965	Rosien, James	1953, 54	Squire, Rick	1977, 78, 79, 80	Williams, Bob	1946, 47
McComas, Kyle	1989, 90, 91, 92	Oliynyk, Mike	1977	Ross, Phil	1973, 74	Squiers, Curt	1959	Williams, Brandon	1995, 96
McCorison, Rob	2000	Oliphant, Rich	1962, 63	Rosney, Richard	1951	Stegall, Brian	1999	Williams, Glenn	1993, 94
McCorvey, Dave	1985, 86, 87	Olsen, Christian	1995, 96	Rubie, Russ	1985, 86, 87, 88	Stegall, Rod	1977, 78	Williams, John	1949
McDermott, Don	1946, 47, 48	O'Neill, Tim	1997, 98, 99	Rush, Dan	1967, 88, 89, 90	Stein, Zack	1999, 2000	Williams, John	1967
McFadden, James	1982, 83	Ori, Frank	1984, 85	Rutherford, Brandon	1998, 99	Steinkamp, Gene	1940, 41	Williams, Pat	1983, 84, 85
McFarland, Scott	1990	Orth, Terry	1984, 85, 86	S — Sabus, Larry	1956	Stelk, Jeff	1982	Williams, Pat	1988, 89, 90, 91
McKinstry, Greg	1997, 98	Otto, Nick	1977, 78	Safly, Jason	1990	Stelken, Art	1983, 85, 86	Williams, Robert	1983, 84, 85
McMahon, Brad	1976	Owens, Ron	1965	Sain, Steve	1995, 96	Stephenson, Kent	1962, 63	Williams, Robert	1959, 60
McNeail, Kenny	1980	Ozburn, Ryan	2000, 01	Salmon, Bill	1973, 74	Stevens, Bob	1960, 61	Williams, Wendell	1959, 60
McNeal, Stephen	1982, 83	P — Page, Earl	1947	Salmon, Marc	1993, 94, 95	Stewart, Don	1980, 81, 82	Willett, Mike	1976, 79
McPherson, Ted	1963, 64	Panasci, Frank	1941	Salz, Mark	1979, 80, 81, 82	Stimmel, Chris	1999, 2000, 01	Wilson, Darren	1984, 85
Meester, Brad	1996, 97, 98, 99	Pantazis, John	2000	Sanders, Al	1980	Stolz, Todd	1989, 90	Wilson, Darren	1984, 85
Mehrl, Randy	1989, 90	Parson, Merritt	1947	Sanders, Mario	1983, 84	Storbeck, Bob	1984, 85, 86	Wilson, Lucas	1996, 97, 98
Melchert, Jeff	1983, 84, 85	Pastorino, Charles	1939, 40, 41	Sanderson, Ben	2001	Stovall, Jeff	1993, 94, 95, 96	Wilson, Mark	1979, 80, 81, 82
Meredith, Scott	1996, 97, 98	Pattae, Andy	1994, 95, 96, 97	Sandifer, Brian	1989	Stratton, Ed	1978, 79, 80	Wissler, Harvey	1947
Messingham, Court.	1986, 87, 88, 89	Paulsen, Arnold	1951	Sandon, Steve	1979, 80, 81	Stratton, Marty	1973, 74, 75, 76	Wistey, Glenn	1946
Meyer, Dave	1982	Paulsen, William	1950, 51	Sandy, Justin	2000, 01	Streets, Kurt	1994, 95, 96, 97	Wittman, Ed	1941
Micho, Jim	1990	Pedersen, Ray	1965, 66	Sanford, Damell	1961	Sterckland, Maceo	1965	Woepking, Warren	1966, 67
Mikesh, Marvin	1955	Pedersen, Matt	1996, 97, 98, 99	Santee, Claude	1939	Sullivan, John	1958	Wohlers, Paul	1991, 92, 93, 94
Mikkelsen, Scott	1999	Peebles, Errol	1985, 86, 87, 88	Saxon, Henry	1984, 85	Sutherland, Kerry	1980	Wolter, Greg	1975
Miliner, Chris	1980, 81, 82, 83	Peitler, Steve	1988, 89	Scalissi, Tom	1973, 74, 75, 76	Swisher, Kurt	1976, 77	Womochil, Jim	1987, 88, 89
Miller, Clint	2000	Pena, Javier	1990, 91, 92, 93	Schipper, Travis	1994, 95, 96, 97	Szopinski, Terry	1981, 82, 83	Woodley, Mike	1970, 71, 72, 73
Miller, Dempsey	1996, 97, 98	Penelton, James	1994	Schmitt, Al	1984	Szymanski, Gordon	2000	Woolhisser, Eugene	1951
Miller, Dick	1965	Petersen, Duane	1988, 89, 90, 91	Schoenberger, J.	1978	T — Taltou, Tyree	1995, 96, 97, 98	Wright, Dennis	1962
Miller, Jim	1950, 51	Peterson, Jerome	1999	Schonert, Steve	1980, 81, 82	Tatoin, Mike	1980, 81, 82	Wright, Steve	1977, 78, 79, 80
Miller, Larry	1982, 83, 84	Peterson, Matt	1996, 97, 98, 99	Schooley, Dave	1973, 74	Taylor, Anthony	1992, 93, 94, 95	Wright, William	1938, 39
Miller, Leon	1997	Peterson, Scott	1975, 77, 78	Schooley, Phil	1967	Taylor, Bryan	1983	Wright, Woody	1987, 88
Miller, Lloyd	1941	Peterson, Tim	1987, 88, 89, 90	Schramm, Earl	1942	Tecklenburg, Aaron	1999, 2000	X —	
Miller, Richard	1966	Petrie, Tom	2001	Schulder, Doug	1970, 71	Tegeler, Rod	1977, 78	Y — Yancey, Franchot	1982
Miller, Robert	1947, 48, 49	Phipps, Neil	1976, 77	Schulte, Charles	1958, 59	Thompson, Aaron	1999, 2000	York, Bill	1950
Miller, Tim	1993, 94, 95, 96	Pilcher, Jon	1992, 93, 94, 95	Schulte, Mike	1988, 89, 90, 91	Tegeler, Rod	1977, 78	Young, Charles	1990, 91
Minnick, Phil	1962, 63	Pinkham, Thomas	1966, 67	Schultz, Randy	1963, 64	Thompson, Brett	1990	Yount, Dave	1982
Minnick, Ted	1960, 61	Pippett, Mark	1987	Schultz, Roger	1980, 81	Thompson, Larry	1961, 62	Z — Zabloudil, Bob	1946
Minnieweather, D.	1993	Pitlik, James	1975, 76, 77, 78	Schwartz, Bill	1960, 61	Thompson, Londo	1999	Zehr, Matt	1999, 2000
Mitchell, Brian	1989, 90, 91	Podemski, James	1938	Schwartz, Ken	1973, 74	Thomsen, Ralph	1965, 66	Zehr, Nathan	1996, 97, 98
Mitchell, Jack	1998, 99	Popovic, Milo	1988, 89	Scott, Randy	1973, 74	Thorne, Brian	1981	Zumbach, Brad	1980
Mitchell, Matt	2000, 01	Poppen, Mike	1997, 98, 99	Scriven, Lon	1966	Thorp, Kevin	1979, 80		
Mitchell, Pat	1959, 60, 61	Porter, James	1994, 95	Seiple, Larry	2002	Threatt, Ed	1990, 91, 92, 93		
Mohling, Paul	1947	Powell, Earl	1995	Seitz, Reid	1981	Tierney, Casey	2000, 01		
Mohr, Bruce	1965, 66	Powell, Tyler	1998, 99	Setterstrom, Chad	1999, 2000, 01	Timmermans, Mike	1973, 74		
Molstead, Mike	1983, 84	Pratt, David	1989	Shafraith, Jerry	1981, 82				
Monroe, Tony	1990, 91, 92, 93	Price, Anthony	1985, 86, 87, 88	Shar, Lincoln	1993, 94, 95, 96				
Monson, Chad	1990, 91, 92								
Montgomery, Bruce	1962, 63								
Montgomery, Norm	1977, 78								

COACHING HISTORY

CAA 1-AA PLAYOFFS • 85 87 90 91 92 93 94 95 96 01



ALL-TIME COACHES' RECORDS

COACH	W	L	T	YEARS	TITLES
No Coach	5	5	0	1895-96	0
Fred Wolff	5	1	0	1897	0
E.K. Leighton	4	0	1	1898	0
Sweetland	1	3	2	1899	0
Fred Williams	3	4	1	1900	0
G.B. Affleck	5	3	2	1901	0
Charles Pell	15	15	5	1902-05	0
No Football				1906-07	
C.B. Simmons	11	0	0	1908-09	0
J.O. Berrine	3	7	1	1910, '17	0
H.F. Pasini	8	4	2	1911-12	0
A. Berkstresser	8	18	2	1913-16	0
Russell Glaesner	1	3	0	1918	0
Ivan Doseff	6	6	2	1919-20	0
L.L. Mendenhall	15	11	2	1921-24	0
Paul Bender	25	9	6	1925-29	2
L.W. Whitford	10	13	2	1930-32	0
John Baker	6	9	2	1933-34	0
Thomas Johnson	4	2	2	1935	0
Clyde Starbeck	95	58	10	1936-42, '45-57	8*
No Football				1943-44	
William Hammer	10	8	0	1958-59	0
Stan Sheriff	129	101	4	1960-82	4*, 2#
Darrell Mudra	43	16	1	1983-87	2 1/2+
Earle Bruce	5	6	0	1988	0
Terry Allen	75	26	0	1989-96	6+
Mike Dunbar	29	15	0	1997-2000	
Mark Farley	11	3	0	2001	+
Totals	532	346	47	1895-2001	26


*Iowa Conference Title

#North Central Conference Title

+Gateway Conference Title



Sheriff



Mudra



Allen

AFCA COACHES OF THE YEAR

1960	District 6 Coach of Year	Stan Sheriff
1975	District 6 Coach of Year	Stan Sheriff
1985	Region 4 Coach of Year	Darrell Mudra
1992	Region 5 Coach of Year	Terry Allen
1996	Region 4 Coach of Year	Terry Allen
2001	Region 4 Coach of Year	Mark Farley

COLLEGE FOOTBALL HALL OF FAME

2000	Darrell Mudra
2002	Earle Bruce

ALL-TIME ASSISTANT COACHES

(1947-02)

(ACTIVE COACHES IN BOLDFACE)

ALBERT, Jerry, 1982-83	LINKER, Walt, 1983-95
ALLEN, Terry, 1979-88	KOLL, Bill, 1952-56, 1958
ANDERSON, Robert, 1985-87	KOLLING, Mike, 1977-1984, 1987-91
ANDERSON, Wes, 1991-95	LANDPHAIR, Ron 2001-
BARNHART, Donald, 1947-50	LICHTENBERG, Tom, 1988
BEARD, Steve, 1997-99	LORENZ, Thomas, 1975-78
BEHRENS, Chris, 1997-98	LYONS, Ed, 1956-57
BICE, Greg, 1960	MASON, Tom, 1997
BIENFANG, Homer, 1956	MCCUSKEY, David, 1950-51
BITCON, Lawrence, 1960-62	MCGEE, Garrick, 1999
BOALS, Dan, 1971-74	MCQUISTON, Earl, 1971
BOLKS, Roberts, 1985-88, 2002-	MITCHELL, Jack, 2000-
BOWMAN, Carl, 1962	MONTIGNANI, Bill, 1971
BREITBACH, Louis, 1957	MOSELEY, Dick, 1992-96
CACEK, Charles, 1955	NABER, Brian, 1971
CALLOWAY, Bill, 1970	NELSON, Rick, 2000-
CARNEY, Clarence 1959	NIEMANN, Jay, 1997-2001
CHAMBERS, Wally, 1983-84	NORDLY, Oliver, 1937-52
CLARK, Jim 1951-58	NORMAN, Larry, 1977-80
COSO, Nick, 1980-82	NORVELL, Jay, 1989
DAVIS, Jeremiah, 1981-82	OLIPHANT, Richard, 1967
DICKINSON, Art, 1955-61	PERKINS, Kevin, 2000
DORAZIO, Dan, 1980-81	PIRO, John, 1984
EAGEN, Todd, 1991-	PIRROTTA, Lou, 1979
ERUSHA, Don, 1963-77, 1983	REMMERT, Dennis, 1964-87
EVANGELISTA, Jim, 1963	RUDD, Jim, 1971
FARLEY, Mark, 1987-96	RYAN, Frank, 1968
FRENCH, Roger, 1979	SALMON, Bill, 1983-96, 2001-
FREENEY, William, 1997, 2001	SAMS, Doug, 1979-82
GARRISON, Michael, 1996	SCHULER, Denny, 1998
GREEN, Reginald, 1974-77	SCHULTE, Charles, 1968-69
GREGORY, John, 1981-82	SMITH, Mike, 1988-94
HALL, Stanley, 1954-55	SOMMERLOT, Roger, 1982-83
HANSEN, Warren, 1961	SULLIVAN, John 1960
HART, Don, 1963	SZABO, Steve, 1988
HAYNES, Paul, 1997-98	THOMPSON, Larry, 1964, 1970
HEDDEN, Chris, 1997-00	THURNESS, Bob, 1989
HENRY, Glen, 1966-69	VERDUZCO, Mario 2001-
HUZJAK, Ryan, 1997-98	WALTER, Doug, 1972
INGALLS, Bret, 1997-99	WHITMORE, Chris, 1999-00
INGE, William 2001-	WIEGANDT, Ardell, 1987, 1989-96
KAISER, Jay, 1999-2000	WIGHT, Del, 1996
KETTNER, Dennis, 1972	ZENISEK, Jeff, 1997-2000
KLIEMAN, Chris, 1992-93	

YEARLY RECORDS

CAA 1-AA PLAYOFFS • 85 87 90 91 92 93 94 95 96



YEAR	GMS	WON	LOST	TIED	PCT.	OWN PTS.	OPP. PTS.	HEAD COACH	1957	8	5	3	0	.625	200	130	Clyde Starbeck	
1895	3	1	2	0	.333	16	27	No Coach	1958	9	4	5	0	.444	150	156	William Hammer	
1896	7	4	3	0	.571	73	81	No Coach	1959	9	6	3	0	.667	141	122	William Hammer	
1897	6	5	1	0	.833	108	52	Fred Wolff	1960#	10	9	1	0	.900	213	71	Stan B. Sheriff	
1898	5	4	0	1	.900	92	5	E.K. Leighton	1961##	9	7	2	0	.778	237	118	Stan B. Sheriff	
1899	6	1	3	2	.333	63	45	Mr. Sweetland	1962##	9	7	1	1	.833	191	89	Stan B. Sheriff	
1900	8	3	4	1	.438	71	178	Fred Williams	1963	9	5	3	1	.611	187	120	Stan B. Sheriff	
1901	10	5	3	2	.600	135	78	G.B. Affleck	1964##	11	9	2	0	.818	269	100	Stan B. Sheriff	
1902	8	1	6	1	.188	53	219	Charles A. Pell	1965	9	4	5	0	.444	160	146	Stan B. Sheriff	
1903	8	4	3	1	.563	145	79	Charles A. Pell	1966	9	4	5	0	.444	121	141	Stan B. Sheriff	
1904	9	5	3	1	.611	227	75	Charles A. Pell	1967	10	7	3	0	.700	136	85	Stan B. Sheriff	
1905	10	5	3	2	.600	112	74	Charles A. Pell	1968	10	5	5	0	.500	195	173	Stan B. Sheriff	
1906-1907	NO FOOTBALL								1969	10	5	5	0	.500	192	183	Stan B. Sheriff	
1908	5	5	0	0	1.000	125	100	Clayton Simmons	1970	10	2	8	0	.200	103	249	Stan B. Sheriff	
1909	6	6	0	0	1.000	131	22	Clayton Simmons	1971	9	4	5	0	.444	106	117	Stan B. Sheriff	
1910	6	1	4	1	.250	78	64	J.O. Perrine	1972	10	4	6	0	.400	178	185	Stan B. Sheriff	
1911	6	3	2	1	.583	61	48	H.F. Pasini	1973	10	5	5	0	.500	132	165	Stan B. Sheriff	
1912	8	5	2	1	.688	85	81	H.F. Pasini	1974	10	5	4	1	.550	268	248	Stan B. Sheriff	
1913	6	2	3	1	.417	27	76	A. Berkstresser	1975	12	9	3	0	.750	310	193	Stan B. Sheriff	
1914	8	2	5	1	.313	35	172	A. Berkstresser	1976	11	8	3	0	.727	231	139	Stan B. Sheriff	
1915	6	3	3	0	.500	193	77	A. Berkstresser	1977	11	6	5	0	.545	232	269	Stan B. Sheriff	
1916	8	1	7	0	.125	25	161	A. Berkstresser	1978	11	2	9	0	.188	185	282	Stan B. Sheriff	
1917	5	2	3	0	.400	52	45	J.O. Perrine	1979	11	6	5	0	.545	162	194	Stan B. Sheriff	
1918	4	1	3	0	.250	22	86	Russell Glaesner	1980	11	7	4	0	.636	334	187	Stan B. Sheriff	
1919	7	2	4	1	.357	131	80	Ivan Doseff	1981+	11	5	6	0	.455	275	322	Stan B. Sheriff	
1920	7	4	2	1	.643	101	30	Ivan Doseff	1982+	11	4	6	1	.409	178	229	Stan B. Sheriff	
1921	7	5	1	1	.786	180	26	L.L. Mendenhall	1983	11	6	5	0	.545	228	248	Darrell Mudra	
1922	7	5	2	0	.714	65	27	L.L. Mendenhall	1984+	11	9	2	0	.818	366	169	Darrell Mudra	
1923	7	3	3	1	.500	58	36	L.L. Mendenhall	1985++	13	11	2	0	.846	392	212	Darrell Mudra	
1924	7	2	5	0	.286	73	39	L.L. Mendenhall	1986	11	7	3	1	.682	347	221	Darrell Mudra	
1925	8	5	1	2	.750	104	45	Paul Bender	1987++	14	10	4	0	.714	463	261	Darrell Mudra	
1926	8	5	3	0	.625	100	52	Paul Bender	1988	11	5	6	0	.455	292	239	Earle Bruce	
1927*	8	7	0	1	.938	140	32	Paul Bender	1989	11	8	3	0	.727	302	241	Terry Allen	
1928*	9	5	1	3	.813	150	52	Paul Bender	1990++	12	8	4	0	.667	334	209	Terry Allen	
1929	7	3	4	0	.429	51	62	Paul Bender	1991++	13	11	2	0	.846	417	220	Terry Allen	
1930	8	2	5	1	.313	21	76	L.W. Whitford	1992++	14	12	2	0	.857	405	202	Terry Allen	
1931	8	3	5	0	.375	52	86	L.W. Whitford	1993++	12	8	4	0	.667	350	238	Terry Allen	
1932	9	5	3	1	.611	72	65	L.W. Whitford	1994++	12	8	4	0	.667	271	204	Terry Allen	
1933	9	3	6	0	.333	69	97	John Baker	1995++	13	8	5	0	.615	337	236	Terry Allen	
1934	8	3	3	2	.500	101	41	John Baker	1996++	14	12	2	0	.857	457	255	Terry Allen	
1935	8	4	2	2	.625	123	69	Thomas Johnson	1997	11	7	4	0	.636	308	339	Mike Dunbar	
1936	9	5	2	2	.667	91	45	Clyde Starbeck	1998	11	7	4	9	.636	288	191	Mike Dunbar	
1937	9	2	4	3	.389	97	94	Clyde Starbeck	1999	11	8	3	0	.727	400	254	Mike Dunbar	
1938	8	3	5	0	.375	60	99	Clyde Starbeck	2000	11	7	4	0	.636	397	305	Mike Dunbar	
1939	9	5	3	1	.611	94	92	Clyde Starbeck	2001++	14	11	3	0	.786	377	340	Mark Farley	
1940#	9	8	1	0	.889	165	68	Clyde Starbeck	1895-2001	925	532	346	47	.601				
1941#	8	5	3	0	.625	164	82	Clyde Starbeck										
1942##	7	6	1	0	.857	208	51	Clyde Starbeck										
1943-1944	NO FOOTBALL (War Years)																	
1945	6	3	3	0	.500	141	163	Clyde Starbeck										
1946#	7	4	1	2	.714	175	32	Clyde Starbeck										
1947##	9	5	3	1	.611	164	101	Clyde Starbeck										
1948#	10	7	3	0	.700	177	113	Clyde Starbeck										
1949##	7	5	2	0	.714	186	64	Clyde Starbeck										
1950	8	4	4	0	.500	159	174	Clyde Starbeck										
1951	7	3	4	0	.429	176	172	Clyde Starbeck										
1952#	8	6	2	0	.750	240	146	Clyde Starbeck										
1953	9	6	3	0	.667	248	207	Clyde Starbeck										
1954	8	3	5	0	.375	201	164	Clyde Starbeck										
1955	9	8	1	0	.889	220	114	Clyde Starbeck										
1956	8	2	5	1	.313	168	149	Clyde Starbeck										

*Iowa Conference Title
 #North Central Conference Title
 ##Shared North Central Conference Title
 +Shared Mid-Continent Conference Title
 ++Gateway Conference Title



YEAR-BY-YEAR RESULTS

AAA 1-AA PLAYOFFS • 85 87 90 91 92 93 94 95 96 0



1895
(1-2-0)

12	Coe.....	10
4	Lennox.....	12
0	Upper Iowa.....	5
No Coach Designated		

1896
(4-3-0)

5	Coe.....	10
22	Waterloo High School.....	0
0	Lennox.....	42
0	Coe.....	17
12	Cedar Valley Seminary.....	0
28	Reinbeck High School.....	10
6	Cedar Falls High School.....	2
No Coach Designated		

1897
(5-1-0)

56	Waterloo High School.....	0
10	Ellsworth.....	26
10	Coe.....	8
10	Upper Iowa.....	6
6	Waterloo High School.....	0
16	Leander Clark.....	12
Coach-Fred Wolff		

1898
(4-0-1)

23	Waterloo YMCA.....	0
40	Cornell.....	0
18	Coe.....	0
0	Upper Iowa.....	0
11	Iowa.....	5
Coach-E.K. Leighton		

1899
(1-3-2)

0	Iowa.....	22
6	Grinnell.....	12
0	Cornell.....	11
0	Iowa State.....	0
57	Coe.....	80
0	South Dakota.....	0
Coach-Mr. Sweetland		

1900
(3-4-1)

42	Waterloo High School.....	0
0	Iowa.....	68
6	Cornell.....	6
12	Upper Iowa.....	5
6	Coe.....	16
5	Iowa State.....	0
0	Simpson.....	33
0	Drake.....	50
Coach-Fred Williams		

1901
(3-4-1)

11	Cornell.....	6
0	Iowa.....	16
0	Iowa State.....	0
0	Drake.....	32
6	Simpson.....	6
16	William Penn.....	0
72	Des Moines Univ.....	0
12	Woodbine.....	6
0	Coe.....	6
6	Iowa.....	10
Coach-G.B. Affleck		

1902
(1-6-1)

5	Iowa.....	63
12	Cornell.....	11
5	Drake.....	36
12	Coe.....	18
6	William Penn.....	6
8	Light Guards.....	16
0	Iowa State.....	52
5	Simpson.....	17
Coach-Charles A. Pell		

1903
(4-3-1)

0	Iowa Training.....	0
0	Iowa.....	29
55	Lennox.....	0
28	William Penn.....	0
18	Cornell.....	5
33	Morningside.....	0
6	Coe.....	28
5	Des Moines.....	17
Coach-Charles A. Pell		

1904
(5-3-1)

76	Iowa Training.....	5
36	Simpson.....	0
0	Iowa State.....	17
17	Cornell.....	10
5	Iowa.....	11
75	Coe.....	0
6	William Penn.....	6
6	Drake.....	26
6	Creighton.....	0
Coach-Charles A. Pell		

1905
(5-3-2)

23	Waterloo High School.....	6
23	Charles City.....	0
0	Iowa State.....	29
12	Iowa Training.....	6
6	Cornell.....	0
5	Iowa.....	41
6	Coe.....	6
6	William Penn.....	12
31	Ellsworth.....	0
0	Morningside.....	0
Coach-Charles A. Pell		

1906
No Football

1907
No Football

1908
(5-0-0)

54	Fairbank High School.....	0
22	Lennox.....	0
18	Ellsworth.....	5
15	Ellsworth.....	0
16	Charles City.....	0
Coach-Clayton B. Simmons		

1909
(6-0-0)

28	Charles City.....	0
36	Lennox.....	0
32	Loras.....	16
24	Grinnell.....	6
5	Coe.....	0
6	Leander Clark.....	0
Coach-Clayton B. Simmons		

1910
(1-4-1)

63	Lennox.....	0
0	Leander Clark.....	0
3	Simpson.....	6
0	Ellsworth.....	17
6	Grinnell.....	24
6	Loras.....	17
Coach-J.O. Perrine		

1911
(3-2-1)

27	Waterloo High School.....	0
17	Ellsworth.....	5
0	Leander Clark.....	6
6	Cornell.....	31
0	Loras.....	0
11	Simpson.....	6
Coach-H.F. Pasini		

1912
(5-2-1)

7	Iowa.....	35
7	Grinnell.....	38
6	Coe.....	0
0	Leander Clark.....	0
7	Loras.....	3
6	Ellsworth.....	3
17	Upper Iowa.....	2
39	Waterloo High School.....	0
Coach-H.F. Pasini		

1913
(2-3-1)

3	Iowa.....	45
0	Ellsworth.....	6
12	Grinnell.....	0
0	Leander Clark.....	0
12	Upper Iowa.....	0
0	Drake.....	25
Coach-Allen Berkstreser		

1914
(2-5-1)

6	Des Moines.....	0
0	Iowa.....	95
0	Ellsworth.....	26
6	Dubuque.....	6
7	William Penn.....	19
0	Upper Iowa.....	12
13	Iowa Wesleyan.....	0
3	Drake.....	14
Coach-Allen Berkstreser		

1915
(3-3-0)

7	Dubuque.....	25
10	Loras.....	13
61	Upper Iowa.....	19
82	Wisconsin-Platteville.....	0
9	Morningside.....	20
24	Ellsworth.....	0
Coach-Allen Berkstreser		

1916
(1-7-0)

0	Iowa State.....	12
7	Morningside.....	38
0	Upper Iowa.....	27
0	Cornell.....	27
0	Dubuque.....	20
3	Buena Vista.....	7
2	Dubuque.....	30
13	Ellsworth.....	0
Coach-Allen Berkstreser		

1917
(2-3-0)

42	Iowa Wesleyan.....	0
0	Camp Funston.....	32
0	Upper Iowa.....	7
10	Des Moines.....	0
0	William Penn.....	6
Coach-J.O. Perrine		

1918
(1-3-0)

0	Morningside.....	28
0	Upper Iowa.....	6
19	Camp Dodge.....	0
3	Coe.....	52
Coach-Russell Glaesner		

1919
(2-4-1)

0	Cornell.....	14
0	William Penn.....	0
7	Upper Iowa.....	19
2	Morningside.....	41
51	Ellsworth.....	0
71	Dubuque.....	0
0	Des Moines.....	6
Coach-Ivan Doseff		

1920
(4-2-1)

0	Coe.....	10
14	Buena Vista.....	0
21	William Penn.....	0
14	Parsons.....	0
38	Ellsworth.....	0
14	Loras.....	14
0	Des Moines.....	6
Coach-Ivan Doseff		

1921
(5-1-1)

7	Coe.....	13
66	Still.....	0
18	Buena Vista.....	0
56	Ellsworth.....	0
0	Upper Iowa.....	0
19	Parsons.....	7
14	William Penn.....	6
Coach-L.L. Mendenhall		

1922
(5-2-0)

3	Cornell.....	0
0	Buena Vista.....	3
7	Simpson.....	6
20	Ellsworth.....	3
0	Parsons.....	3
21	William Penn.....	0
14	Upper Iowa.....	12
Coach-L.L. Mendenhall		

1923
(3-3-1)

0	St. Ambrose.....	0
7	Dubuque.....	17
7	Iowa Wesleyan.....	0
35	Ellsworth.....	0
0	Simpson.....	13
7	Upper Iowa.....	0
2	Western Union.....	6
Coach-L.L. Mendenhall		

1924
(2-5-0)

0	St. Ambrose.....	3
54	Iowa Wesleyan.....	6
0	Simpson.....	13
0	William Penn.....	3
0	Parsons.....	2
0	Upper Iowa.....	6
19	Dubuque.....	6
Coach-L.L. Mendenhall		



Paul Bender
1925
(5-1-2)

30	Ellsworth.....	0
21	Iowa Wesleyan.....	3
0	Simpson.....	23
20	Luther.....	9
0	William Penn.....	7
14	Upper Iowa.....	7
16	Northeast Missouri.....	0
3	Colorado State.....	3
Coach-Paul Bender		

1926
(5-3-0)

20	St. Thomas.....	0
23	Western Union.....	0
34	Buena Vista.....	0
0	William Penn.....	14
3	Luther.....	0
13	Upper Iowa.....	6
7	Parsons.....	20
0	Colorado State.....	12
Coach-Paul Bender		

1927
(7-0-1)

6	St. Thomas.....	6
9	Iowa Wesleyan.....	0
6	Buena Vista.....	0
12	William Penn.....	7
41	Luther.....	7
20	Northern Illinois.....	6
14	Upper Iowa.....	6
32	Parsons.....	0
Coach-Paul Bender		

1928
(5-1-3)

0	Coe.....	32
34	Iowa Wesleyan.....	0
40	William Penn.....	0
39	Northern Illinois.....	0
13	Upper Iowa.....	13
0	Grinnell.....	0
0	Parsons.....	0
12	Luther.....	0
12	Des Moines.....	7
Coach-Paul Bender		

YEAR-BY-YEAR RESULTS

CAA 1-AA PLAYOFFS • 85 87 90 91 92 93 94 95 96



1929
(3-4-0)

0	Coe	7
7	Simpson	0
0	Northeast Missouri	14
13	William Penn	7
6	Grinnell	21
6	Luther	7
19	Parsons	6

1935
(4-2-2)

0	Cornell	0
0	Eastern Michigan	3
21	Western Michigan	14
0	Coe	18
32	Simpson	7
7	Grinnell	7
41	Morningside	7
22	South Dakota State	13

1940
(8-1-0)

0	Creighton	20
15	North Dakota	0
13	North Dakota State	7
20	Western Michigan	19
13	Kansas State-Pitt	6
13	Morningside	0
12	South Dakota State	2
27	Nebraska-Omaha	7
52	Simpson	7

1948
(7-3-0)

7	Iowa State	27
32	Morningside	0
6	Drake	0
33	South Dakota State	7
13	Western Michigan	6
0	26 North Dakota	14
34	Augustana	0
0	Emporia State	26
19	North Dakota State	0
7	Dayton	33

1954
(3-5-0)

21	Central Michigan	42
39	North Dakota State	0
12	Drake	14
14	North Dakota	13
50	Augustana	0
12	Morningside	20
33	South Dakota	34
20	South Dakota State	41

1930
(2-5-1)

6	Loras	0
13	Luther	0
2	Coe	13
0	William Penn	0
0	Simpson	6
0	Western Michigan	26
0	Eastern Michigan	19
0	Grinnell	12



Clyde Starbeck

1936
(5-2-2)

0	Iowa State	0
24	Grinnell	0
0	North Dakota	19
21	Coe	0
12	Western Michigan	6
21	Haskell	0
0	South Dakota State	13
0	Morningside	0
7	Nebraska-Omaha	7

1941
(5-3-0)

21	South Dakota State	0
32	North Dakota	10
13	Morningside	0
7	Western Michigan	28
6	Kansas State-Pitt	12
51	North Dakota State	6
0	Drake	13
34	Nebraska-Omaha	13

1949
(5-2-0)

6	Western Michigan	20
27	North Dakota State	6
13	South Dakota State	14
40	North Dakota	0
49	Augustana	0
30	Morningside	10
21	South Dakota	14

1955
(8-1-0)

26	Hastings	7
21	South Dakota State	34
21	Drake	14
32	North Dakota State	0
13	North Dakota	7
28	Augustana	7
13	Morningside	12
33	South Dakota	26
33	Mankato State	7

1931
(3-5-0)

19	Loras	0
0	Grinnell	12
12	William Penn	3
6	Luther	13
9	Simpson	12
0	Western Michigan	14
0	Eastern Michigan	32
6	Coe	0

1938
(3-5-0)

0	Grinnell	0
0	Western Michigan	20
7	North Dakota State	14
14	Coe	0
7	Morningside	13
14	Emporia State	13
2	South Dakota	26
6	Nebraska-Omaha	13

1942
(6-1-0)

38	South Dakota State	0
27	North Dakota State	19
6	Western Michigan	14
26	Morningside	6
36	South Dakota	0
27	Drake	12
48	Nebraska-Omaha	0

1950
(4-4-0)

13	South Dakota State	34
33	North Dakota	21
33	North Dakota State	25
8	Iowa State	26
18	Drake	34
34	Augustana	13
13	Morningside	7
7	South Dakota	14

1956
(2-5-1)

20	Drake	0
44	Northeast Missouri	26
6	Augustana	13
20	Morningside	20
19	North Dakota	20
19	South Dakota	20
27	South Dakota State	31
13	North Dakota State	19

1932
(5-3-1)

7	Loras	0
13	William Penn	0
13	Cornell	0
0	Luther	13
13	Morningside	0
0	Western Michigan	26
7	Simpson	7
12	Eastern Michigan	6
7	Coe	13

1937
(2-4-3)

12	Iowa State	14
20	Grinnell	20
0	North Dakota	21
0	Western Michigan	7
6	Coe	6
33	South Dakota State	0
0	South Dakota	13
13	Nebraska-Omaha	0

1943
No Football (War Years)

1944
No Football (War Years)

1945
(3-3-0)

38	Central (IA)	14
13	Iowa State	48
19	Loras	14
7	Hamline	27
58	South Dakota State	7
6	Drake	53

1951
(3-4-0)

6	South Dakota State	48
49	North Dakota	19
14	North Dakota State	27
6	Drake	39
67	Augustana	7
27	Morningside	7
7	South Dakota	25

1957
(5-3-0)

12	Drake	34
20	South Dakota State	23
18	North Dakota State	0
35	Northeast Missouri	13
54	Augustana	12
7	Morningside	21
27	North Dakota	20
27	South Dakota	7

1933
(3-6-0)

12	Loras	0
7	Cornell	13
13	Grinnell	6
6	Western Michigan	8
0	Coe	19
0	Morningside	6
0	Simpson	13
6	Eastern Michigan	19
25	Luther	13

1939
(5-3-1)

12	Northeast Missouri	0
0	Creighton	26
6	North Dakota	19
7	Emporia State	34
13	Western Michigan	13
16	Coe	0
7	Morningside	0
14	South Dakota	0
19	North Dakota State	0

1946
(4-1-2)

6	South Dakota State	6
18	Iowa State	20
46	Hamline	6
0	Western Michigan	0
38	Morningside	0
21	North Dakota State	0
46	Drake	0

1952
(6-2-0)

12	Drake	14
32	North Dakota State	0
27	Coe	24
27	North Dakota	14
47	Augustana	0
28	Morningside	26
20	South Dakota	34
47	South Dakota State	34

1958
(4-5-0)

29	Bradley	12
25	Mankato State	0
21	North Dakota State	11
20	Drake	16
15	Augustana	26
18	Morningside	26
0	North Dakota	14
8	South Dakota State	13
14	South Dakota	38

1934
(3-3-2)

18	Cornell	0
33	Eastern Michigan	0
0	Western Michigan	7
0	Coe	7
6	Simpson	6
12	Grinnell	2
0	Luther	0

1939
(5-3-1)

12	Northeast Missouri	0
0	Creighton	26
6	North Dakota	19
7	Emporia State	34
13	Western Michigan	13
16	Coe	0
7	Morningside	0
14	South Dakota	0
19	North Dakota State	0

1947
(5-3-1)

14	Iowa State	31
21	North Dakota	0
13	North Dakota State	12
33	Emporia State	6
0	Western Michigan	14
31	Morningside	13
6	Drake	6
39	Augustana	0
7	Bowling Green	19

1953
(6-3-0)

20	Central Michigan	34
19	South Dakota State	52
21	Coe	7
34	North Dakota	6
27	North Dakota State	21
39	Augustana	13
0	Morningside	20
34	South Dakota	27
20	Drake	27

1959
(6-3-0)

22	Bradley	15
21	Mankato State	0
22	North Dakota State	32
14	Drake	6
6	Augustana	7
22	Morningside	14
14	North Dakota	9
6	South Dakota	27
14	South Dakota State	12

Coach-John Baker

Coach-Clyde Starbeck

Coach-Clyde Starbeck

Coach-Clyde Starbeck

Coach-William Hammer



YEAR-BY-YEAR RESULTS

CAA 1-AA PLAYOFFS • 85 87 90 91 92 93 94 95 96 01



Stan Sheriff
1960
(9-1-0)

41	Mankato State	16
19	North Dakota State	7
14	Drake	3
27	Augustana	7
26	Morningside	0
7	North Dakota	0
40	South Dakota	0
12	South Dakota State	0
21	Wheaton	18
Mineral Water Bowl		
6	Hillsdale	17
Coach-Stan B. Sheriff		

1961
(7-2-0)

37	Bradley	6
19	Mankato State	0
33	North Dakota State	8
6	Drake	21
34	Augustana	6
43	Morningside	14
25	North Dakota	0
27	South Dakota	7
13	South Dakota State	36
Coach-Stan B. Sheriff		

1962
(7-1-1)

27	Bradley	6
20	Mankato State	8
28	South Dakota	0
33	North Dakota State	0
15	Drake	21
21	Morningside	18
13	North Dakota	8
13	South Dakota State	13
21	Augustana	15
Coach-Stan B. Sheriff		

1963
(5-3-1)

12	Northern Michigan	11
14	Mankato State	14
33	South Dakota	6
0	North Dakota State	21
12	Drake	21
49	Morningside	14
9	North Dakota	0
13	South Dakota State	27
45	Augustana	6
Coach-Stan B. Sheriff		

1964
(9-2-0)

14	Northern Michigan	7
36	Mankato State	0
7	North Dakota State	14
34	North Dakota	0
41	Drake	14
24	Morningside	14
49	Augustana	0
23	South Dakota State	14
13	South Dakota	6
9	Northern Illinois	14
Pecan Bowl		
19	Lamar Tech	17
Coach-Stan B. Sheriff		
1965		

(4-5-0)

7	Northern Michigan	10
16	Southern Illinois	23
7	North Dakota State	20
0	North Dakota	34
7	Drake	31
14	Morningside	7
27	Augustana	21
41	South Dakota State	0
41	South Dakota	0
Coach-Stan B. Sheriff		

1966
(4-5-0)

0	Northern Michigan	21
6	Drake	9
10	North Dakota	23
28	Augustana	7
7	Southern Illinois	30
2	Morningside	0
13	South Dakota State	7
14	South Dakota	30
41	North Dakota State	14
Coach-Stan B. Sheriff		

1967
(7-3-0)

3	Northern Michigan	7
12	Western Illinois	0
9	North Dakota State	10
7	North Dakota	0
23	Augustana	10
7	Drake	10
29	Morningside	19
17	South Dakota State	16
15	South Dakota	7
14	Eastern Michigan	6
Coach-Stan B. Sheriff		

1968
(5-5-0)

13	Northern Michigan	24
33	Western Illinois	6
14	North Dakota	10
34	Augustana	12
38	South Dakota State	10
21	Drake	19
13	Morningside	14
7	South Dakota	13
15	North Dakota State	31
7	Eastern Michigan	34
Coach-Stan B. Sheriff		

1969
(5-5-0)

14	Northern Michigan	24
10	Central Michigan	28
10	Augustana	21
24	South Dakota State	14
23	Drake	13
30	Morningside	7
14	South Dakota	2
13	North Dakota State	41
40	North Dakota	10
14	Western Illinois	23
Coach-Stan B. Sheriff		

1970
(2-8-0)

0	Northern Michigan	21
9	Central Michigan	27
24	South Dakota State	8
17	South Dakota	41
13	Drake	0
7	Morningside	19
10	North Dakota State	43
6	North Dakota	41
10	Augustana	20
7	Western Illinois	29
Coach-Stan B. Sheriff		

1971
(4-5-0)

9	Northeast Missouri	22
7	Eastern Kentucky	21
23	South Dakota State	0
8	South Dakota	0
0	Drake	28
21	Morningside	0
11	North Dakota State	23
10	North Dakota	23
17	Augustana	0
Coach-Stan B. Sheriff		

1972
(4-6-0)

41	WI-Stevens Point	6
14	Illinois State	24
21	Mankato State	0
7	South Dakota	21
0	North Dakota State	42
14	Drake	21
27	Morningside	13
9	North Dakota	38
32	South Dakota State	0
14	Augustana	20
Coach-Stan B. Sheriff		

1973
(5-5-0)

13	Kansas State-Pitt	0
20	Western Illinois	14
7	Mankato State	28
7	South Dakota	19
0	North Dakota State	21
31	Drake	3
28	Morningside	14
17	North Dakota	14
0	South Dakota State	16
0	Augustana	36
Coach-Stan B. Sheriff		

1974
(5-4-1)

31	Kansas State-Pitt	22
14	Western Illinois	40
28	Mankato State	28
20	North Dakota State	0
26	North Dakota	42
41	Drake	17
49	Morningside	14
23	Augustana	38
22	South Dakota State	21
14	South Dakota	26
Coach-Stan B. Sheriff		

1975
(9-3)*

14	Eastern Illinois	8
30	Nevada-Las Vegas	48
35	Mankato State	6
23	North Dakota State	16
20	North Dakota	21
27	Drake	24
21	Morningside	14
20	Augustana	14
14	South Dakota State	3
45	South Dakota	19
49	Wisconsin-Whitewater	6
12	Western Kentucky	14

*Includes NCAA Div. II game with Western Kentucky
Coach-Stan B. Sheriff

1976
(8-3)

7	Northern Michigan	41
34	Nebraska-Omaha	13
1	at St. Cloud State	0
24	at North Dakota	22
7	at Augustana	6
38	Wayne State	0
37	Morningside	7
13	South Dakota State	16
14	at South Dakota	7
9	North Dakota State	10
47	at WI-Whitewater	20
Coach-Stan B. Sheriff		

1977
(6-5)

21	Northeast Missouri	31
7	at Northern Michigan	41
31	Eastern Illinois	21
0	at North Dakota State	58
9	North Dakota	6
27	Augustana	35
17	Nebraska-Omaha	19
30	at Morningside	13
23	at South Dakota State	12
34	South Dakota	14
27	St. Cloud State	14
Coach-Stan B. Sheriff		

1978
(2-9)

15	Wisconsin-Whitewater	12
14	Youngstown State	31
22	at Eastern Illinois	38
0	at Weber State	35
14	at Nebraska-Omaha	17
35	North Dakota	17
14	at North Dakota State	42
7	Western Illinois	21
9	South Dakota State	10
18	Northern Michigan	20
28	at Akron	39
Coach-Stan B. Sheriff		

1979
(6-5)

0	Minnesota-Morris	13
11	at Northern Michigan	7
21	North Dakota State	10
15	Nebraska-Omaha	39
0	at Youngstown State	29
20	Akron	17
38	at Western Illinois	25
7	at South Dakota State	14
10	Eastern Illinois	7
23	at South Dakota	9
17	Western Kentucky	24
Coach-Stan B. Sheriff		

1980
(7-4)

8	at Nebraska-Omaha	32
31	Weber State	10
49	Arkansas Tech	10
16	at Northern Michigan	20
35	Western Illinois	28
30	Southeast Missouri	7
41	Southwest Missouri	0
38	at Youngstown State	17
9	at Eastern Illinois	14
14	South Dakota	16
63	Evansville	33
Coach-Stan B. Sheriff		

1981
(5-6)

30	Drake	39
21	Grand Valley State	20
14	at Idaho	59
21	at Montana	42
13	Northern Michigan	17
14	at Western Illinois	21
20	at Southwest Missouri	17
38	Eastern Illinois	17
42	Nebraska-Omaha	13
17	at South Dakota	34
45	Youngstown State	43
Coach-Stan B. Sheriff		

1982
(4-6-1)

13	at Drake	40
10	Southwest Missouri	0
10	Eastern Illinois	10
21	Western Illinois	9
13	Idaho	38
17	at Southeast Missouri	20
33	Northern Michigan	14
0	at Nevada-Reno	37
7	at North Dakota State	12
41	South Dakota	24
13	at Youngstown State	25
Coach-Stan B. Sheriff		



Darrell Mudra
1983
(6-5-0)

34	Drake	10
0	at Indiana State	26
13	at Southwest Missouri	35
9	Southern Illinois	52
32	at Western Illinois	26
41	Wisconsin-LaCrosse	0
0	at Eastern Illinois	13
23	Youngstown State	13
26	at Northern Michigan	45
20	at Central Missouri	7
30	Northwest Missouri	21
Coach-Darrell Mudra		

1984
(9-2)

37	Winona State	0
33	at Drake	28
24	Southwest Missouri	10
30	Western Illinois	17
10	at Southern Illinois	40
73	Wisconsin-Whitewater	7
16	at Youngstown State	6
44	Northern Michigan	24
17	at Eastern Illinois	27
34	Central Missouri	0
48	Northwest Missouri	10
Coach-Darrell Mudra		

YEAR-BY-YEAR RESULTS

NCAA 1-AA PLAYOFFS • 85 87 90 91 92 93 94 95 96



The 1992 Panther football team was ranked no. 1 in the nation for five consecutive weeks, from Oct. 5 through Nov. 2. It finished the year ranked no. 3.

1985 (11-2)	
9 at Drake.....	24
10 at Kansas State.....	6
38 at Southwest Missouri.....	17
37 Delaware State.....	17
48 at Western Illinois.....	14
24 Indiana State.....	7
50 Youngstown State.....	26
15 at Illinois State.....	3
21 Eastern Illinois.....	20
49 Northwest Missouri.....	0
41 Northeast Missouri.....	24
17 Eastern Washington+.....	14
33 Georgia Southern++.....	40
+NCAA 1-AA Quarterfinal	
++NCAA 1-AA Semifinal	
Coach-Darrell Mudra	

1986 (7-3-1)	
16 at Mankato State.....	16
17 at Kansas State.....	0
45 Southwest Missouri.....	3
36 Arkansas-Pine Bluff.....	7
30 at Eastern Illinois.....	31
24 at Southern Illinois.....	27
32 Western Illinois.....	30
25 at Montana State.....	46
55 McNeese State.....	38
45 Indiana State.....	10
22 Illinois State.....	13
Coach-Darrell Mudra	

1987 (10-4)	
34 at McNeese State.....	31
7 at Minnesota.....	24
53 Montana State.....	7
38 at Indiana State.....	14
16 Montana.....	33
38 at Iowa State.....	39
52 at Western Illinois.....	7
19 Eastern Illinois.....	17
17 at Southwest Missouri.....	13
20 Southern Illinois.....	3
48 Illinois State.....	17
31 Youngstown State+.....	28
49 Arkansas State+.....	28
41 at NE Louisiana St+.....	OT44
+NCAA 1AA Playoffs	
Coach-Darrell Mudra	

1988 (5-6)	
10 at Pittsburgh.....	59
59 Morgan State.....	10
9 Southwest Missouri.....	28
27 Western Illinois.....	28
17 at Iowa State.....	20
34 at Illinois State.....	7
17 at Eastern Illinois.....	15
6 Indiana State.....	24
12 at Northern Arizona.....	25
77 Wayne State (NE).....	0
24 at Southern Illinois.....	21
Coach-Earle Bruce	



Terry Allen

1989 (8-3)	
14 Mankato State.....	22
10 at Kansas State.....	8
43 Fort Hays State.....	15
22 at Southwest Missouri.....	37
21 at Western Illinois.....	10
24 at Indiana State.....	21
39 Ferris State.....	3
31 Eastern Illinois.....	28
13 at Illinois State.....	32
38 Southern Illinois.....	14
47 Eastern Washington.....	21
Coach-Terry Allen	

1990 (8-4)	
30 Southern Illinois.....	9
6 at Iowa State.....	35
23 at Oklahoma State.....	33
44 at Idaho State.....	10
31 Illinois State.....	0
50 Western Illinois.....	14
23 at Indiana State.....	33
16 at Eastern Illinois.....	10
20 Southwest Missouri St.....	17
52 Clarion University.....	12
36 Northern Arizona.....	16
3 at Boise State+.....	20
+NCAA 1-AA Playoffs	
Coach-Terry Allen	

1991 (11-2)	
30 McNeese State.....	5
45 Augustana (SD).....	22
20 at Southern Illinois.....	21
36 at Idaho.....	14
56 Morgan State.....	6
17 at Illinois State.....	14
49 at Western Kentucky.....	21
22 at Southwest Missouri St.....	0
49 Indiana State.....	21
24 at Western Illinois.....	17
18 Eastern Illinois.....	17
38 Weber State+.....	21
13 at Marshall+.....	41
+NCAA 1-AA Playoffs	
Coach-Terry Allen	

1992 (12-2)	
21 at McNeese State.....	18
49 Idaho State.....	11
27 at Iowa State.....	10
41 Illinois State.....	14
34 Western Kentucky.....	6
30 at Southern Illinois.....	25
27 Idaho.....	26
35 at Indiana State.....	13
14 at Eastern Illinois.....	21
37 Western Illinois.....	6
37 Southwest Missouri State.....	12
17 Eastern Washington+.....	14
29 McNeese State+.....	7
7 Youngstown State+.....	19
+NCAA 1-AA Playoffs	
Coach-Terry Allen	

1993 (8-4)	
10 at McNeese State.....	27
42 at Wyoming.....	45
35 Jacksonville State.....	14
34 Southwest Texas.....	13
20 at Southwest Missouri St.....	14
17 Indiana State.....	10
31 Eastern Illinois.....	27
23 at Western Illinois.....	25
20 at Illinois State.....	19
48 Moorhead State.....	0
49 Southern Illinois.....	17
21 at Boston University+2OT.....	27
+NCAA 1-AA Playoffs	
Coach-Terry Allen	

1994 (8-4)	
28 at Iowa State.....	14
19 at Southwest Texas.....	20
12 Southwest Missouri.....	7
24 McNeese State.....	34
11 at Indiana State.....	10
19 at Eastern Illinois.....	7
24 Illinois State.....	17
36 Western Illinois.....	27
12 at Idaho.....	21
39 at Southern Illinois.....	7
27 Eastern Washington.....	17
20 at Montana+.....	23
+NCAA 1-AA Playoffs	
Coach-Terry Allen	

1995 (8-5)	
7 at Stephen F. Austin.....	26
13 at Iowa.....	34
55 Lock Haven.....	10
37 at Western Illinois.....	7
17 Eastern Illinois.....	7
27 Indiana State.....	10
13 Southern Illinois.....	0
19 at Southwest Missouri.....	17
29 at Illinois State.....	31
12 Idaho.....	16
48 Winona State.....	3
35 at Murray State+.....	34
24 at Marshall+.....	41
+NCAA 1-AA Playoffs	
Coach — Terry Allen	

1996 (12-2)	
31 at Southern Utah.....	21
44 St. Cloud State.....	7
38 Stephen F. Austin.....	12
23 at Iowa State.....	42
43 McNeese State.....	10
47 Illinois State.....	10
38 Southwest Missouri State.....	31
33 at Southern Illinois.....	7
23 at Youngstown State.....	10
34 at Indiana State.....	19
30 Western Illinois.....	6
21 Eastern Illinois+.....	14
38 William & Mary+.....	35
14 at Marshall+.....	31
+NCAA 1-AA Playoffs	
Coach — Terry Allen	

1997 (7-4)	
0 at Iowa.....	66
39 Mankato State.....	15
5 at McNeese State.....	22
28 Southern Illinois.....	27
50 at Illinois State.....	34
22 at Western Illinois 2OT.....	29
35 Youngstown State.....	32
24 at Cal Poly-SLO.....	38
23 at Southwest Missouri State.....	22
53 Southern Utah.....	33
29 Indiana State 3OT.....	21



Mike Dunbar

1998 (7-4)	
28 at Iowa State.....	14
19 at Southwest Texas.....	20
12 Southwest Missouri.....	7
24 McNeese State.....	34
11 at Indiana State.....	10
19 at Eastern Illinois.....	7
24 Illinois State.....	17
36 Western Illinois.....	27
12 at Idaho.....	21
39 at Southern Illinois.....	7
27 Eastern Washington.....	17
20 at Montana+.....	23
+NCAA 1-AA Playoffs	
Coach — Terry Allen	

1999 (8-3)	
41 at McNeese State.....	17
36 at Ohio University.....	21
44 Central Washington.....	7
34 Southern Illinois.....	14
28 at Illinois State.....	47
42 Cal Poly.....	21
29 at Southwest Missouri State.....	17
20 Youngstown State.....	29
44 Indiana State.....	21
27 at Western Illinois.....	46
55 Southwest State (MN).....	14
Coach — Mike Dunbar	



Mark Farley

2000 (7-4)	
47 Morningside.....	14
17 at Boise State.....	42
14 at Southern Illinois.....	34
37 Stephen F. Austin.....	30
34 Illinois State.....	28
24 at Youngstown State.....	28
49 at Indiana State.....	17
31 Southwest Missouri State.....	13
43 at Cal Poly.....	41
60 Prairie View A&M.....	14
41 Western Illinois.....	44
Coach — Mike Dunbar	

2001 (11-3)	
34 Wayne State (MI).....	14
0 at Iowa State.....	45
42 at Ball State.....	39
30 Youngstown State.....	11
27 at Southwest Missouri State.....	3
19 Southern Illinois.....	14
17 at Western Illinois.....	14
14 at Illinois State.....	42
34 Indiana State.....	13
24 at Western Kentucky.....	23
31 Cal Poly.....	13
49 at Eastern Illinois+.....	43
56 Maine+.....	28
0 at Montana+.....	38
+NCAA 1-AA Playoffs	
Coach—Mark Farley	

UNI'S ATHLETIC MISSION AND PHILOSOPHY

CAA 1-AA PLAYOFFS • 85 87 90 91 92 93 94 95 96 01

Northern Iowa's mission is to provide intercollegiate athletics opportunities that will enrich the educational experience of the students and enhance the image of the University. The following statements reflect the commitment to this mission.

*The UNI Athletics Department is an integral part of the University, adding to its richness and diversity. The department is based on the involvement of students who participate in our programs and fans who watch our events because they choose to spend their free time with us.

*We recognize that our most important resource is people. Our students deserve the best facilities, equipment, coaching and supervision that we can provide. Our coaches and administrators not only manage people and programs, but also serve as mentors. All staff members should have opportunities to grow professionally and personally.

*Our department serves as a focal point for many constituents: alumni, students, faculty, staff, and the general public. These constituents hold us to a high standard in all of our interactions and deserve our best efforts.

*There is a need for quality time outside the classroom, library or laboratory. We encourage all students to participate in our programs to achieve the proper balance of education between mind, body and spirit.

*We believe in the overall benefits of athletic competition. Such competition teaches lessons that last beyond our student-athletes' college years.

*We have high standards for our sports programs. Our teams should compete in the upper half of our conferences and, in some cases, in regional and national competition.

*We are committed to the proper development and management of financial resources to carry out the goals and objectives for all of our programs and activities.


*We are committed to the concept of equal opportunity in our programs and in our management practices.

*Our programs operate within the guidelines, rules and regulations of our institution, our conferences and the NCAA.

Panther Alums

"This program is the most important thing. It was here before we were here, and it will be here after we leave. Right now, we represent this program and this university. We represent the community, we represent the state, and we will do everything that we can to put UNI football at the level we're proud of and always have been at this university. When I'm talking about this program, I'm talking about alumni. This place is important to them, just as it is to me."


- UNI Head Coach Mark Farley



Kurt Warner



James Jones



Dedric Ward

Brad Meester



Eddie Berlin



Bryce Paup



2002 UNI FOOTBALL SCHEDULE

DATE	OPPONENT	
Aug. 29	WAYNE STATE (MI) CEDAR FALLS 7:05 p.m.	19 at Youngstown State* Youngstown, OH 3:00 p.m.
Sept. 7	at Oklahoma State Stillwater, OK 6:05 p.m.	26 ILLINOIS STATE* CEDAR FALLS 4:05 p.m.
21	STEPHEN F. AUSTIN (Family Day) CEDAR FALLS 4:05 p.m.	Nov. 2 at Indiana State* Terre Haute, IN 1:05 p.m.
28	at Cal Poly San Luis Obispo, CA 8:00 p.m.	9 WESTERN ILLINOIS* CEDAR FALLS 4:05 p.m.
Oct. 5	WESTERN KENTUCKY* (Homecoming) CEDAR FALLS 4:05 p.m.	16 SOUTHWEST MISSOURI STATE* CEDAR FALLS 5:05 p.m.
12	at Southern Illinois* Carbondale, IL 7:00 p.m.	

*Home games in ALL CAPS; all times Central; *Gateway Football Conference game; game times are subject to change*

