



GOAL

Learn how individuals respond to catcalling. Motivate individuals to take appropriate action against catcalling and street harassment.

1 LITTLE SURVEY

414 RESPONDENTS

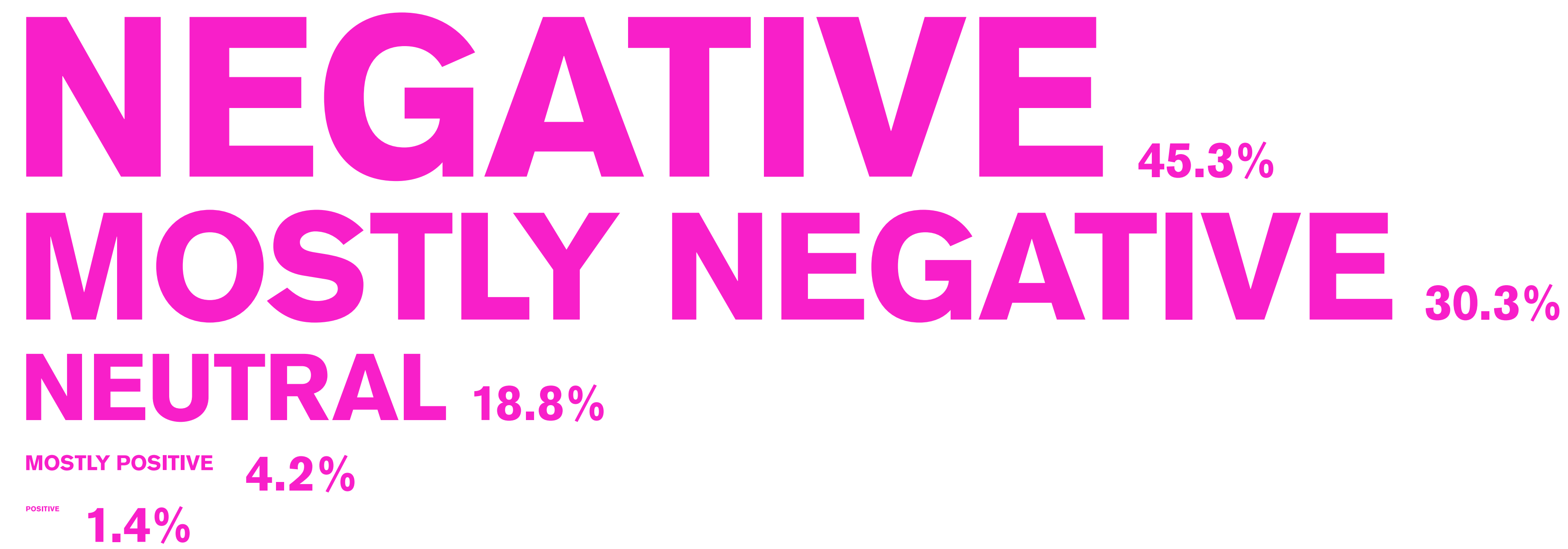
GENDER BREAKDOWN

330 female
70 male
1 transgender female
7 non-conforming


AGE BREAKDOWN

| | |
|----------------|---------------|
| 44 ages 12-17 | 18 ages 45-54 |
| 133 ages 18-24 | 13 ages 55-64 |
| 134 ages 25-34 | 4 ages 65-74 |
| 58 ages 35-44 | 1 ages 75+ |

The feelings caused by catcalling are



When people get catcalled, they




CONSOLE THE VICTIM 12.9%

CONFRONT THE CATCALLERS IN DIRECT CONVERSATION 3.8%

JOKE AROUND WITH CATCALLERS 3.8%

When people see others get catcalled, they



CONSOLE THE VICTIM 17.9%

CONFRONT THE CATCALLERS 12.3%

OTHER 11.3%