

Utah State University

DigitalCommons@USU

All Graduate Plan B and other Reports

Graduate Studies

1986

Automatic Ordering of Program Units for Execution

Ronald D. Williams
Utah State University

Follow this and additional works at: <https://digitalcommons.usu.edu/gradreports>



Part of the [Computer Sciences Commons](#)

Recommended Citation

Williams, Ronald D., "Automatic Ordering of Program Units for Execution" (1986). *All Graduate Plan B and other Reports*. 1169.

<https://digitalcommons.usu.edu/gradreports/1169>

This Report is brought to you for free and open access by the Graduate Studies at DigitalCommons@USU. It has been accepted for inclusion in All Graduate Plan B and other Reports by an authorized administrator of DigitalCommons@USU. For more information, please contact digitalcommons@usu.edu.



AUTOMATIC ORDERING OF PROGRAM

UNITS FOR EXECUTION

by

Ronald D. Williams

A report submitted in partial fulfillment
of the requirements for the degree

of

MASTER OF SCIENCE

in

Computer Science

UTAH STATE UNIVERSITY
Logan, Utah

1986

ACKNOWLEDGEMENTS

I would like to thank my advisor, Professor Wendell L. Pope, Department of Computer Science, Utah State University, for the help given to me as I have proceeded to obtain my master's degree in computer science. His help and suggestions have been very helpful. I would also like to thank my other committee members, Dr. Donald Cooley, Computer Science, and Dr. David Luthy, Accounting, for their time and help.

A special word of appreciation is extended to my parents, Joseph R. and Helen P. Williams of Ogden, Utah, for the considerable support and encouragement they have given me as I have worked towards this degree.

TABLE OF CONTENTS

	page
ACKNOWLEDGEMENTS	ii
LIST OF FIGURES	v
ABSTRACT	vi
 Section	
1. INTRODUCTION	1
2. A NON-PROCEDURAL PROGRAMMING SYSTEM	3
2.1 System Definition	3
2.2 Completeness Test	4
2.3 Feasibility Test	4
2.4 Order Constraints	4
2.5 Imposed Ordering	5
3. SEMAPHORES	6
3.1 Semaphore Definition	6
3.2 Semaphore Use	9
4. ORDERING PROGRAM OVERVIEW	12
4.1 Language and System	12
4.2 Graph Data Structure	12
4.3 Graph Construction	14
4.4 Completeness Test	15
4.5 Feasibility Test	16
4.6 Semaphore Placement	17
5. USE OF THE ORDERING PROGRAM	19
5.1 Source Program	19
5.2 Flagging	20
5.3 Instructions for Use	22
5.4 Sample Input and Output	24
6. SINGLE AND MULTIPROCESSOR ENVIRONMENTS	28
6.1 Single Processor Environment	28
6.2 Multiprocessor Environment	29
6.3 Multiprocessor Synchronization	30
6.4 Conclusion	31

TABLE OF CONTENTS (continued)

REFERENCES	33
APPENDIX	34
Appendix A. Order Program Listing	35

LIST OF FIGURES

Figure	Page
1. Directed Graph	13
2. Graph Data Structure Representation	13
3. Pre-existing inputs	24
4. Source Program Input	24
5. Directed Graph Representation of Source Program	25
6. Output with Semaphores Inserted	27
7. Dual Processor Execution Times	29

ABSTRACT

Automatic Ordering of Program

Units for Execution

by

Ronald D. Williams, Master of Science

Utah State University, 1986

Major Professor: Wendell L. Pope
Department: Computer Science

A program written in today's sequential programming languages must be written according to a rule which states that source instructions must be written in their exact order of execution. A better rule would be to let the programmer write the instructions in any order he wants--then let a program figure out the proper order of execution. Such a system applies not only to individual instructions in a procedure or program, but to procedures in a program and to programs in a job stream.

This paper and its associated automatic ordering program introduce a method by which instructions can be written in any order. The ordering program analyzes the source instructions and determines their order of execution. Semaphores are utilized by the ordering program to control the order of execution of the source instructions. Were this system to be used in conjunction with a compiler, the user of such a compiler would no longer be forced to worry as much about the order of his source instructions. Thus, the programmer would be able to

concentrate more on the "what" of programming rather than so much on the "how" of programming. The programmer, then, would be writing programs at a higher level than is possible with current higher level languages.

(57 pages)

1. INTRODUCTION

In the current sequential programming environment, a programmer must pay explicit attention to the order of statements in a procedure, the order of procedures in a program, and/or the order of programs in a job stream. This is necessitated by the fact that the input to a program unit (where a program unit can be a statement in a procedure, a procedure in a program, or a program in a job stream) often must have been previously created by another program unit. In other words, if program A creates file X as output and program B uses file X as input, then program A must finish executing before program B can start executing.

This project is an exercise in implementing an automatic ordering technique which will determine when all inputs have become available to a particular program unit. The potential benefits of automatic ordering of program units extend into two areas. First, the use of automatic program unit ordering allows the programmer to concentrate on programming at a higher level than is possible in the current sequential programming environment. The programmer can concentrate more on the "what" of programming rather than so much on the "how" of programming. Second, the use of automatic program unit ordering allows different program units to execute concurrently on different processors in a multiprocessor environment. The problem of scheduling the program units on two or more processors thus becomes easier.

This project has attempted to address the above issues. Needless to say, more research remains to be done. However, a basic algorithm

to implement automatic program unit ordering is presented in this project.

Definitions of three terms used extensively by this project are given at this point.

Program unit: A program unit consists of a distinct and separable element of a program. Thus, a program unit can theoretically be an individual statement in a procedure, a procedure in a program, or a program in a job stream. The actual syntax of the program units as used by this project is given later in this paper.

Source program: A source program is a program which is analyzed by the automatic ordering program. In following the convention described under the definition of "program units," a source program can theoretically consist of a procedure of statements, a program of procedures, or a job stream of programs. The actual syntax of the source program as used by this project is given later in this paper.

Ordering program: The ordering program is the program which analyzes the source program and automatically determines the order of program unit execution.

2. A NON-PROCEDURAL PROGRAMMING SYSTEM [2]

2.1 System Definition

A formal definition of the project is given in this section. A less formal and more intuitive description is given in section 4.

In any multiprogramming or multiprocessing environment where a number of programs units are to be executed, the question of their order of execution arises. That is, given a set of program units, how can they be ordered for execution?

Let Q_1, Q_2, \dots, Q_n be the program units to be ordered. Let IN_i be the input set for Q_i , and OUT_i be the output set for Q_i . That is, $IN_i = (X_{i1}, X_{i2}, \dots, X_{ik})$ and $OUT_i = (Y_{i1}, Y_{i2}, \dots, Y_{im})$.

The Q_i can be a collection of statements, procedures, or tasks in one program, a collection of interdependent programs, or any combination thereof. The IN_i and OUT_i can be sets of files, variables, or parameters.

Assume that the Q_i are all submitted to be run, but the order is unspecified. We classify the Q_i as follows:

- 1) Any Q_i with a null input set may begin executing.
- 2) Any Q_i whose input set consists entirely of existing resident files may begin executing.
- 3) All remaining Q_i must be interdependent, i.e., the output from one must be produced before another can begin.

In order to determine the dependencies of the program units as classified above, we form a directed graph as follows: Search the output sets of all Q_i for inputs for Q_j . If an input for Q_j is an output of Q_i , then Q_i must precede Q_j and $\langle i, j \rangle$ is a directed edge in

the graph, and Q_i and Q_j are vertices in the graph. Repeat the search for all j .

2.2 Completeness Test

The system is complete and the graph is finished when inputs for all Q_j have been found. Failure to find one or more inputs means the system can not run and the user must be notified to remove the deficiency.

2.3 Feasibility Test

If the graph has a topological ordering of its vertices, then it has no cycles and the system is feasible and can be run. If the system is not feasible, then the cycles must be reported to the user so they can be removed.

2.4 Order Constraints

An ordering of the Q_i is established by the topological ordering described above. To run the system in that order, establish a semaphore, S_{ij} , for each directed edge, $\langle i,j \rangle$, in the graph. Initialize all the S_{ij} to zero. Prefix Q_j with $P(S_{ij})$ and suffix Q_i with $V(S_{ij})$ (the P and V operations are described in detail in section 3). $P(S_{ij})$ causes Q_j to be blocked from executing when $S_{ij} = 0$, and if $S_{ij} = 1$, Q_j passes its P and may begin executing. $V(S_{ij})$ sets S_{ij} equal to one and causes a search to see if Q_j is amongst the set of all blocked program units. If it is, Q_j is moved to the ready state so that it can begin executing. In a multiprocessing environment, any of potentially several program units in the ready state can be selected for execution.

2.5 Imposed Ordering

Several methods suggest themselves for allowing users to establish an order between any pair of program units not ordered by input-output constraints. One method would be for the user to establish an artificial input-output dependency between the two units. Another method would be to allow the user an opportunity to add an edge to the graph after the completeness test is done. Yet another way would be to give the user the capability to define a semaphore, but this has the disadvantage of having to be done after the feasibility test, and may cause the system to be infeasible. The feasibility test would have to be done again. The issue of imposed ordering has not been addressed by this project. It could, however, be addressed at some future time.

3. SEMAPHORES

3.1 Semaphore Definition

Since the mechanism used by this system to control the order of program execution is the semaphore, a definition and description of the semaphore is given in this chapter. The semaphore was introduced by Dijkstra in 1965 and is commonly used as a process control mechanism. [1]

A semaphore is nothing more than an integer variable with access constraints. Other than at initialization, a semaphore can only be accessed by two atomic operations: P and V. The definitions of the P and V operations are:

```

Procedure P( $S_{ij}$ );
begin
  A: if FLAG then goto A;
  FLAG := true;
  if  $S_{ij} = 0$  then BLOCK( $Q_j$ );
  FLAG := false;
end;

```

```

Procedure V( $S_{ij}$ );
begin
  A: if FLAG then goto A;
  FLAG := true;
   $S_{ij} := S_{ij} + 1$ ;
  if  $Q_j$  is blocked then MOVE( $Q_j$ );
  FLAG := false;
end;

```

where S_{ij} is a semaphore and Q_j is a program unit. [2]

When semaphores are used, we must consider the problem of mutual exclusion. That is, if a P operation is executing on a given semaphore, we cannot allow a V operation (or visa versa) to begin executing on the same semaphore. The use of the FLAG will prevent this. When a P or V operation is entered, the value of the FLAG is checked. If it

is equal to TRUE, then the corresponding V or P operation on this semaphore is currently executing and the IF statement will continue to execute until the value of FLAG becomes equal to FALSE. Once the FLAG is set to FALSE, the IF statement is passed and the FLAG is once again set to TRUE. Mutual exclusion is now ensured.

Another problem encountered when semaphores are used is that of indivisibility of P and V. That is, if a P (or a V) operation is currently executing, we cannot allow it to be interrupted by another instance of execution of the P (or the V) operation. Such a problem can be handled by disabling the hardware interrupt capability upon entering a P or V, and re-enabling it upon exit. This will ensure that a P (or a V) operation which is executing on a given semaphore will not be interrupted and the integrity of that P (or that V) operation will not be threatened.

The P and V operations manage two queues of program units. P puts program units on the BLOCK queue. V moves program units from the BLOCK queue to the READY queue. [2] Such control is performed as follows: Q_j invokes $P(S_{ij})$. As the P operation executes, the value of the semaphore S_{ij} is checked. If S_{ij} is equal to zero, then program unit Q_j is placed on the BLOCK queue where it will remain until it is removed by a V operation (to be described shortly) and control given to the CPU scheduler. If S_{ij} is not equal to zero (meaning the associated V operation has already executed), then control returns to Q_j as it has passed its P. After passing all the P's preceding it, Q_j can begin executing. Scheduling the execution of Q_j is given to the CPU scheduler.

When Q_i finishes executing, all the $V(S_{ij})$ following it are invoked. When the V operation executes, the value of the semaphore S_{ij} is incremented by one. The BLOCK queue is then searched for Q_j (which was placed there by a P operation). If Q_j is found, then the MOVE operation will transfer Q_j from the BLOCK queue to the READY queue and control will then be returned to the calling process. We must be careful when searching the BLOCK queue for a particular Q_j since a given Q_j can be placed on the BLOCK queue more than once. Such a situation will occur if a Q_j is preceded by more than one P operation. Two possible solutions to this problem exist.

The first solution allows a Q_j to exist on the BLOCK queue more than once, but a flag is associated with each occurrence of Q_j . When a P operation on an S_{ij} is executed, the Q_j is simply placed at the end of the BLOCK queue. Then, when searching the BLOCK queue for a Q_j we must see if it exists on the queue more than once and if so, we can not move Q_j to the READY queue until all instances of Q_j on the BLOCK queue have been given authority to execute. Such authority can be given by setting the flag on each instance of Q_j when that instance has been given authority to execute. Once all instances of Q_j have had their flag set, then Q_j can be moved to the READY queue and all Q_j on the BLOCK queue can be removed.

The second and probably better solution is to associate a counter with each Q_j . Each time a P operation on an S_{ij} is executed, a search is made for Q_j on the BLOCK queue. If Q_j is found, its counter is incremented by one. If Q_j is not found, it is added to the BLOCK queue and its counter is set to one. Then, each time a V operation

is executed on S_{ij} , Q_j is found on the BLOCK queue and its counter is decremented by one. When the counter reaches zero, Q_j is ready to execute and can be moved to the READY queue.

As already mentioned, the second solution is probably the better solution. By allowing only one occurrence of Q_j to exist on the BLOCK queue, the system is both easier to comprehend and easier to implement. The searching algorithm is easier since only one occurrence of Q_j has to be found on the BLOCK queue. Another advantage is that the length of the queue is shorter. With the first solution, the maximum length of the queue is equal to n where n is the number of semaphores in a source program. With the second solution, the maximum length of the queue is equal to m where m is the number of program units in a source program.

We note here that the P and V operations must interface with the operating system. Such an interface can not be covered by the limited scope of this project. However, the implementor of such a system must be aware that such considerations must be taken into account.

3.2 Semaphore Use

Assume that all the Q_i are compilable program units in a given language. All Q_i will be embedded in a source program of the same language. The S_{ij} are declared as global variables and are initialized to zero. Each Q_i is preceded by the appropriate calls to the P operation, and suffixed by the appropriate calls to the V operation. [2]

A specific example to show how semaphores work will now be given. Three semaphores, S_{12} , S_{13} , and S_{23} are initialized to the integer

value zero. The calls to the P and V operations are then inserted into a sample source program with program units Q1, Q2, and Q3 as shown.

```

S12 := 0;
S13 := 0;
S23 := 0;

                Q1  V(S12)  V(S13)
P(S12)          Q2  V(S23)
P(S13) P(S23)   Q3.
```

The inputs and outputs to these program units have been intentionally left off in order to simplify this illustration.

In the traditional procedural processing environment, Q1 would execute first, Q2 would execute next, and finally, Q3 would execute. The programmer would have to explicitly order these program units. In a non-procedural environment, the program units can theoretically be listed in any order such as Q3, Q2, Q1. Also, in a multiprocessor environment, some or all the program units can execute concurrently depending on which program units are dependent on the completion of other program units. These problems (non-procedurality and concurrency) will be controlled by P and V operations on semaphores.

Since program unit Q1 does not have a P operation preceding it, execution of Q1 can begin immediately. Program unit Q2 has a P operation on semaphore S12 preceding it. Since S12 was initialized to zero, Q2 is placed on the BLOCK queue and must wait there until the V operation on semaphore S12 following Q1 is executed. Only after the V operation following Q1 is executed can Q2 can begin executing. Likewise, since Q3 has P operations on semaphores S13 and S23 preceding it, Q3 will be placed on the BLOCK queue and will remain there until the V operations on semaphores S13 and S23 following both Q1 and

Q2 are executed. In other words, Q2 is dependent on the completion of Q1, and Q3 is dependent on the completion of both Q1 and Q2.

As has been shown, the use of semaphores is a convenient way to control the order of program execution. This convenience, however, is totally dependent on the way in which semaphores are inserted into the source program. If they are inserted manually by the programmer, then no advantage is gained by their use since the programmer is still explicitly defining the order in which program units can execute. The benefits are gained when program unit ordering is done by an automatic ordering technique and the semaphores are inserted automatically into the source program.

4. ORDERING PROGRAM OVERVIEW

We have thus far discussed the needs and reasons for implementing an automatic ordering technique of program units. We have also discussed the use of semaphores as a mechanism for controlling the execution of these program units. We shall now consider the program used to perform the ordering of the program units.

4.1 Language and System

The ordering program is written in Pascal on a VAX 11/780 running VMS/4.2 operating system.

4.2 Graph Data Structure

The main data structure used by the ordering program is a directed graph. A set of program units with inputs and outputs such as

	Q1	Y1	Y2
X1	Q2	Y3	Y4
X2	Q3	Y5	
X3	Q4	Y6	
X4	Q5	Y7	
X5	Q6	Y8	
X6 X7 X8	Q7		

can be represented by a directed graph such as shown in figure 1 at the top of page 13. The directed graph of figure 1 can then be implemented as a data structure as shown in figure 2 also on page 13.

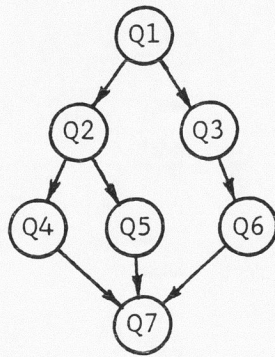


Figure 1. Directed Graph

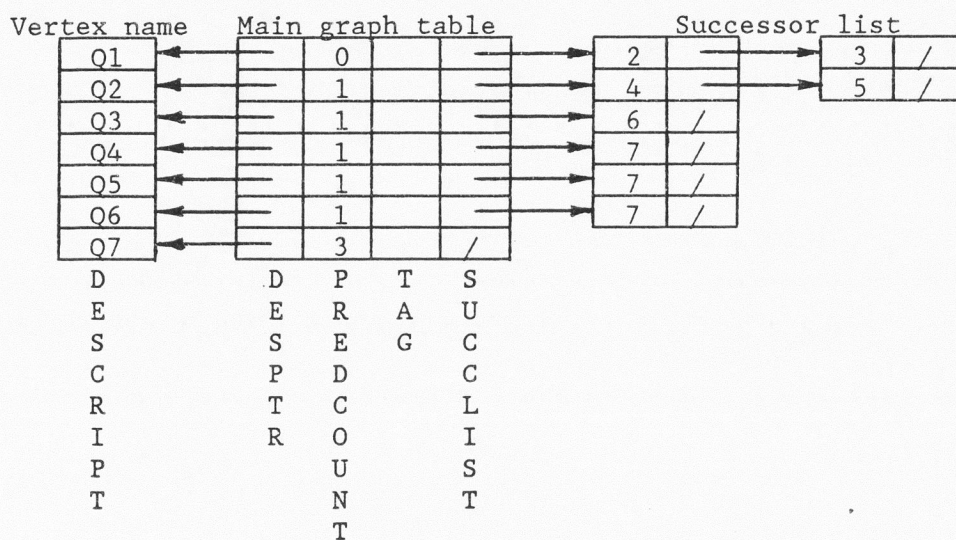


Figure 2. Graph Data Structure Representation

The graph data structure consists of a table of length n where n is the number of vertices in the graph. Each program unit in a source program corresponds directly to a vertex in the graph. In our ordering program, n (or the size of the table) has been set equal to 100 since we do not know in advance the number of program units in a source program. The table contains four columns. DESPTR is a pointer to a description or name of the vertex. The name of the vertex is the program unit. PREDCOUNT shows how many predecessors a vertex has. TAG is a boolean value which will be used during topological sorting

and cycle reporting. SUCCLIST is a pointer to a list containing each immediate successor of a vertex. The successor list can be of infinite length.

4.3 Graph Construction

Before the graph can be constructed, the source program must first be analyzed by a lexical analyzer. The lexical analyzer will examine the source program and find each input of a program unit, each output of a program unit, and the name of the program unit. The inputs are placed in an input list structure in the same order in which they are found in the source program, and the outputs are placed in an output list structure in the same order in which they are found in the source program. The program unit names are placed directly in the graph data structure in the same order in which they are found in the source program. The inputs and outputs can now be easily compared as will be described below. In addition to the input and output lists just described, a list is also created which contains all pre-existing inputs. Once the input, output, and pre-existing input lists are constructed, the relationships between the inputs and the outputs of the program units can be analyzed.

One of three conditions will exist if the source program is written correctly. (1) If a program unit does not have any inputs other than screen input or real-time input, then this program unit is not dependent on any other program unit in the source program. This program unit can be inserted into the graph with its PREDCOUNT set equal to zero. (2) If a program unit has inputs that are all pre-existing, such as resident files, then this program unit is not

dependent on any other program unit in the source program. This program unit can also be added to the graph with its PREDCOUNT set equal to zero. (3) If a program unit Q_j has inputs which are created as the outputs of another program unit Q_i , then program unit Q_j is dependent on program unit Q_i since Q_i 's output is used as input by Q_j . Since there is a dependency between these two program units, an edge is inserted into the graph. This edge consists of a successor record being linked to the SUCCLIST list of graph record i (since i is the predecessor). This successor record contains the value j . Since j now has a predecessor, the PREDCOUNT field of j is incremented by one. Since one program unit can produce more than one output, and since another program unit can use one or more of these outputs as its inputs, care must be taken to ensure that an edge between two vertices is not created more than once. In other words, if an edge between two vertices already exists, then an attempt to insert another identical edge into the graph will be flagged. If the edge already exists, the identical edge will not be created.

4.4 Completeness Test

At the same time the graph is being constructed, the completeness test is being performed. The completeness test fails if a program unit uses an input, but this input is neither an output from another program unit nor a pre-existing input. If a completeness error is found, a message indicating the error and the location in the source program where the error occurred is reported. Construction of the graph continues with the next input. However, processing will terminate after all inputs in the source file have been checked for completeness.

4.5 Feasibility Test

Once the graph is constructed, the feasibility test is performed. The feasibility test consists of performing a topological sort of the graph. If the sort is successful, then no cycles exist in the source program and the source program is feasible. If the topological sort fails, then at least one cycle exists in the source program and the system is not feasible. A cycle reporting routine is then called and the first cycle encountered is reported. Should more than one cycle exist, only the first cycle encountered is reported. The cycle must be removed and the graph rebuilt. If another cycle exists, it will be reported at this time.

Topological sorting is performed by first checking the value of each vertex's PREDCOUNT. If the value is equal to zero, then this vertex has no predecessors and can be ordered. This vertex is inserted into an eligibility queue. Vertices are removed from the eligibility queue one at a time and are, at that time, considered ordered. After a vertex is removed from the eligibility queue, the PREDCOUNT of this vertex's successors can be decremented by one. When a vertex's PREDCOUNT reaches zero, it is eligible for ordering and is inserted into the eligibility queue. This process continues until (1) all PREDCOUNTs become equal to zero in which case no cycles exist, or (2) until there are some PREDCOUNTs not equal to zero, and, at the same time, no vertices exist in the eligibility queue in which case at least one cycle exists. [3] Cycle reporting is performed only when the topological sort routine determines that a cycle exists in the graph. If a cycle exists, the vertex on which the topological sort halted is

the first vertex in the cycle. All successors of this vertex are examined to determine if they are involved in the cycle. If they are, the TAG field associated with this vertex is set to TRUE. When all vertices involved in the cycle are found, the cycle is reported. The cycle is reported by listing the first vertex in the cycle, all subsequent vertices in the cycle, and finally, to complete the cycle, the first vertex in the cycle is listed again. [3]

4.6 Semaphore Placement

When the graph has been found to contain no cycles, the feasibility test is successful and the semaphores can be inserted into the source program. This is a very simple matter. Each vertex of the graph is examined for its successors. The edge between a predecessor and its successor represents a precedence relation. A semaphore is generated to represent the edge. The program unit representing the predecessor vertex in the graph and the program unit representing the successor vertex in the graph are then found in the source program. A P operation on the semaphore is inserted before the successor program unit and a V operation on the semaphore is inserted after the predecessor program unit.

A semaphore is generated by prefixing an "S" to two three-digit integers. The "S" is used to satisfy the requirement that identifier names begin with a character. The first three-digit integer following the "S" represents the location (or line number) in the source program where the predecessor program unit is found. The second three digit integer following the "S" represents the location (or line number) in the source program where the successor program unit is found.

When all semaphores have been inserted, the original source program is replaced by the new source program. The new source program can now be used in conjunction with a compiler which implements semaphores. The actual interface between the ordering program and a compiler is not addressed by this project.

5. USE OF THE ORDERING PROGRAM

5.1 Source Program

To use the ordering program, a set of compilable program units together with the inputs and outputs for each of the program units, is submitted to the ordering program. Any name can be given to the set of program units. An example of such a set is

```
      X1 X2   Q1   Y3 Y4
           X3   Q2   Y5
           Q3   Y6
      X4 X6   Q4   Y7
```

where X1 and X2 are inputs for program unit Q1, and Y3 and Y4 are outputs for program unit Q1. Since the ordering program will automatically order the program units in the correct order of execution, the order in which inputs and outputs for a given program unit appears is immaterial, except that the inputs and outputs for a given program unit must be associated with that program unit by appearing on the same line. In other words, inputs and outputs can precede the program unit, the program unit can precede the inputs and outputs, and so forth. In our example, inputs precede, and outputs follow the program unit. Such an order is not mandatory, but is done here for purposes of illustration. Syntax rules are as follows: A line of the source program may begin in any column of a source record. One or more blanks can separate entries in a source record. The maximum line length is 80 characters. All inputs must begin with the letter "X". An integer value must follow the "X". All program unit names must begin with the letter "Q". Up to 49 characters can follow the "Q". All outputs must begin with the letter "Y". An integer value must follow the "Y". If

an "X" and a "Y" are both followed by the same integer value, then this input and output represent the same data and an edge will be created in the graph to indicate the dependency between these associated program units. The inputs and outputs are optional, but a program unit name is mandatory. An error message will be generated if one does not exist on every line of the source program. The "X"'s, "Y"'s, and "Q"'s can be either upper or lower case letters. A source program can be up to 100 lines in length.

In addition to the source program, a file which contains pre-existing inputs must be created. As with the source program, the names of pre-existing inputs must begin with an "X" and be followed by an integer. At least one space must separate inputs. Input records are a maximum of 80 characters in length.

We should note here that this project is an exercise in the ordering of program units and is not an exercise in parsing. While the ordering program does perform some syntax checking, the amount done is minimal and the user must be aware that his input needs to be syntactically correct.

5.2 Flagging

As discussed in the previous section, each input, each output, and each program unit name is specifically flagged as such. That is, every input must have an "X" preceding it, every output must have a "Y" preceding it, and every program unit name must have a "Q" preceding it. When the lexical analyzer examines the source code, it specifically looks for an "X", a "Y", or a "Q". When it finds one of these three characters, the lexical analyzer knows it has found either an

input, an output, or a program unit name respectively. After finding an identifying flag, the lexical analyzer looks for the remaining characters associated with the just found flag. Blanks delimit the inputs, outputs, and program unit names.

This method of lexical analysis has costs associated with it. These costs come from two areas. (1) The space needed in the source program file to store each of the flags. (2) The time required by the lexical analyzer (and hence the CPU) to search for these flags. However, such a method of lexical analysis does have its benefits. Locations of inputs, outputs, and program unit names can be arbitrary. In other words, outputs can precede inputs, program unit names can follow inputs and outputs, and so forth. This does, in fact, raise the level of programming to a higher level (restrained only by the fact that inputs and outputs must remain on the same line of the source program as their associated program units).

If the costs associated with this method of lexical analysis are considered to be too high, an alternative method does exist for performing the lexical analysis. We can place all inputs into an input set and all outputs into an output set. Such sets can be specified as $IN_i = (X_{i1}, X_{i2}, \dots, X_{ik})$ for the input set and $OUT_i = (Y_{i1}, Y_{i2}, \dots, Y_{im})$ for the output set. We can now require that all inputs (or the input set) precede the program unit name, and all outputs (or the output set) follow the program unit name. Then, when we perform the lexical analysis, we will begin looking only for inputs and will continue to do so until we find a program unit name. The individual inputs will, in this case, be identified only by the

fact that a delimiter will precede and follow each input. No flags will be associated with the input. Once the program unit name is found, we will then look only for outputs and will continue to do so until we find the end of the source line. As with the inputs, the outputs will be identified only by a delimiter preceding and following each output.

We now have a simpler lexical analyzer. We also require less secondary storage to store the source program and we spend less CPU time to perform the lexical analysis. We have, however, lost the flexibility associated with the flagging method. Which method to use can be determined only by the intended use of the ordering program. We note that this project uses the first method just described--the flagging method. Such a decision was made for reasons of simplicity and flexibility. By requiring all inputs, outputs, and program unit names to be flagged as such, recognizing which of the three constructs (input, output, or program unit name) we have found becomes much easier. In using the first method, we do not claim it is any better than the second method--only easier and more flexible. Each method does, however, have the advantages and disadvantages just mentioned. Which ones are given the most weight is a decision which must be made by the implementors of a program such as our ordering program.

5.3 Instructions for Use

Once the input file has been created, the ordering program can be run. Entering "R ORDER" will invoke the ordering program. The following prompt will appear: "Program Source File:". The name of the source program file is entered. The following prompt will then

appear: "Pre-existing Parameters File:". The name of the pre-existing inputs file is entered. If a pre-existing inputs file does not exist for a given source program, the ENTER key can simply be pressed without entering the name of a file. The format of these files is given in the next part of this section. The ordering program will now run to completion. When it finishes, a message will be displayed indicating how many program units were processed.

The following conditions will cause errors--each of which will cause an error message to be generated. (1) A syntax error in the source program or in the pre-existing inputs file will cause an error message to be generated. All syntax errors found in the entire source program will be displayed. Remember, however, that only minimal syntax checking is performed. (2) A completeness error, as discussed in sections 2 and 4, will cause an error message to be generated. All completeness errors will be displayed for an entire source program. (3) A feasibility error, as discussed in sections 2 and 4, will cause an error message to be generated. Only the first cycle encountered will be reported. This cycle must be removed and the ordering program run again to check for additional cycles. (4) Output errors will be reported. If the insertion of semaphores into a source program line causes that line to exceed 132 characters, an error message will be generated and the output file will not be created.

When the ordering program successfully completes execution, an output file containing the inserted semaphores is created. The file will have the same name as the input file with an extension of ".SEM".

5.4 Sample Input and Output

A sample input file consisting of 26 program units has been generated. A pre-existing inputs file also was generated and is shown in figure 3.

```
x1 x2 x3 x4 x5 x6 x7
```

Figure 3. Pre-existing Inputs

The source program input file is shown in figure 4. As described above, the inputs begin with an "X", the outputs begin with a "Y", and the program unit names begin with a "Q".

```

          Q1  y8 y9
        x2 x3 Q2  y10
      x4 x5 x6 Q3  y11 y12 y13
          x7  Q4  y14
        x8 x10 Q5  y15 y16
        x8 x9  Q6  y17
    x10 x11 x12 Q7  y18
          x14 Q8  y19 y20
        x13 x14 Q9  y21 y22 y23 y24
          x15 Q10 y25
        x17 x18 Q11 y28
    x19 x21 x22 x23 x24 Q12 y29 y30
          x16 x25 Q13 y26 y27
        x28 x26 x27 Q14 y41 y42
          x29 Q15 y31
          x30 Q16 y32
          x32 Q17 y35 y36
          x32 Q18 y37
        x31 x28 Q19 y33
          x31 Q20 y34
          x33 Q21 y38
        x25 x34 Q22 y39
    x35 x36 x37 Q23 y40
          x38 x41 Q24 y43
        x42 x43 Q25 y44 y45 y46 y47
        x39 x40 Q26 y48

```

Figure 4. Source Program Input

The ordering program is run, the name of the source program file and the name of the pre-existing inputs file are entered when their respective prompts are displayed. A graph representing the source program is shown in figure 5.

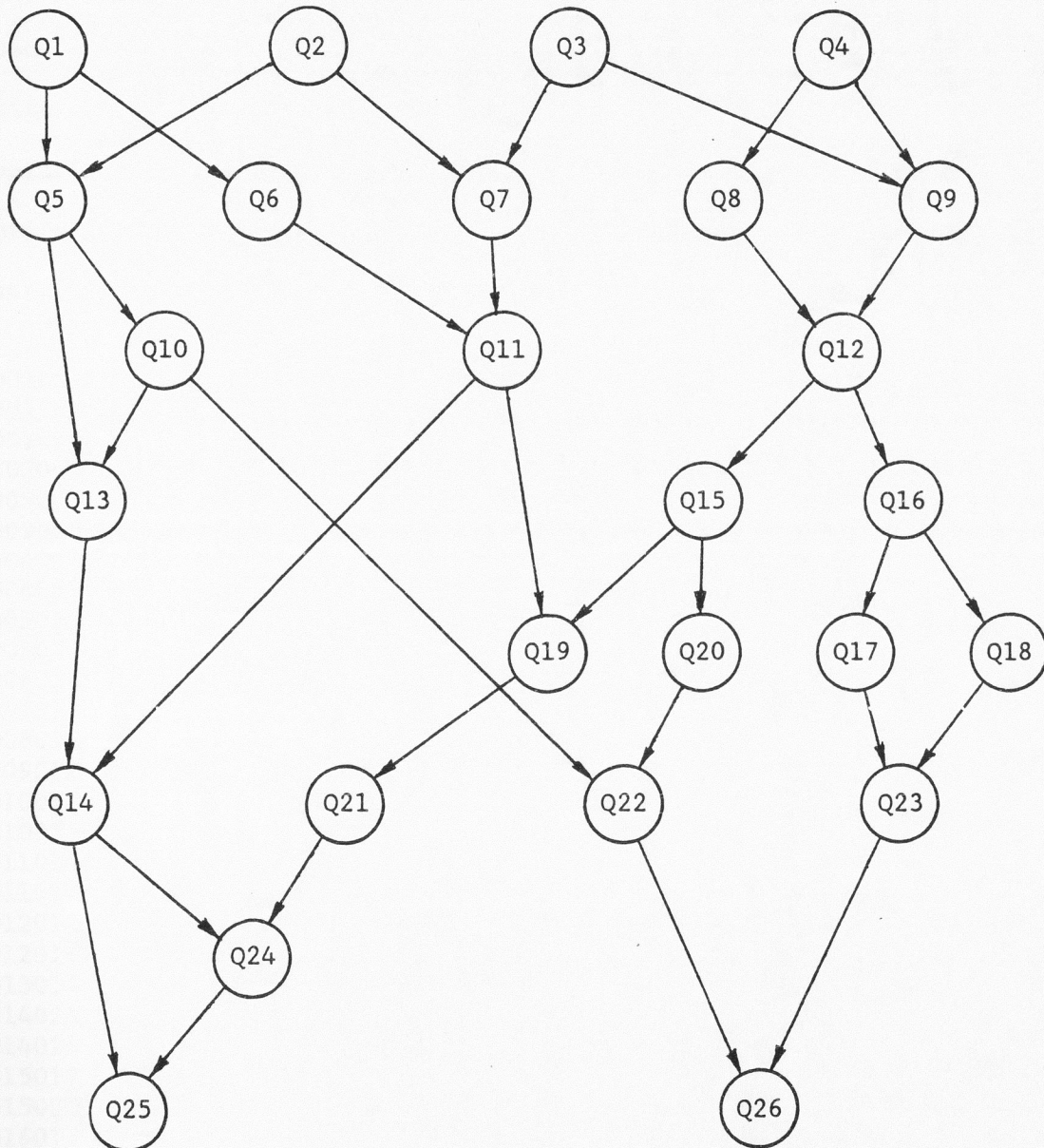


Figure 5. Directed Graph Representation of Source Program

The output produced by the ordering program is shown in figure 6. Note that the semaphores are initialized to zero at the beginning of the program. Also, the insertion of the semaphores has drastically altered the format of the original source program. While this is not necessarily appealing to the eye, the context of the source program has not been altered. One final note, the order of execution of the program units is given at the bottom of the listing. This order of execution applies to both a single processor environment and to a multiprocessor environment. Comparison of these two environments will be made in section 6.

```
S001005 := 0;
S001006 := 0;
S002005 := 0;
S002007 := 0;
S003007 := 0;
S003009 := 0;
S004008 := 0;
S004009 := 0;
S005010 := 0;
S005013 := 0;
S006011 := 0;
S007011 := 0;
S008012 := 0;
S009012 := 0;
S010013 := 0;
S010022 := 0;
S011014 := 0;
S011019 := 0;
S012015 := 0;
S012016 := 0;
S013014 := 0;
S014024 := 0;
S014025 := 0;
S015019 := 0;
S015020 := 0;
S016017 := 0;
S016018 := 0;
S017023 := 0;
```

Figure 6. Output with Semaphores Inserted
(continued on next page)

```

S018023 := 0;
S019021 := 0;
S020022 := 0;
S021024 := 0;
S022026 := 0;
S023026 := 0;
S024025 := 0;

      Q1 y8 y9 V(S001005) V(S001006)
    x2 x3 Q2 y10 V(S002005) V(S002007)
  x4 x5 x6 Q3 y11 y12 y13 V(S003007) V(S003009)
    x7 Q4 y14 V(S004008) V(S004009)
P(S002005) P(S001005)          x8 x10 Q5 y15 y16 V(S005010)
      V(S005013)
P(S001006)          x8 x9 Q6 y17 V(S006011)
P(S003007) P(S002007)      x10 x11 x12 Q7 y18 V(S007011)
P(S004008)          x14 Q8 y19 y20 V(S008012)
P(S004009) P(S003009)      x13 x14 Q9 y21 y22 y23 y24 V(S009012)
P(S005010)          x15 Q10 y25 V(S010013) V(S010022)
P(S007011) P(S006011)      x17 x18 Q11 y28 V(S011014) V(S011019)
P(S009012) P(S008012) x19 x21 x22 x23 x24 Q12 y29 y30 V(S012015)
      V(S012016)
P(S010013) P(S005013)      x16 x25 Q13 y26 y27 V(S013014)
P(S013014) P(S011014)      x28 x26 x27 Q14 y41 y42 V(S014024)
      V(S014025)
P(S012015)          x29 Q15 y31 V(S015019) V(S015020)
P(S012016)          x30 Q16 y32 V(S016017) V(S016018)
P(S016017)          x32 Q17 y35 y36 V(S017023)
P(S016018)          x32 Q18 y37 V(S018023)
P(S015019) P(S011019)      x31 x28 Q19 y33 V(S019021)
P(S015020)          x31 Q20 y34 V(S020022)
P(S019021)          x33 Q21 y38 V(S021024)
P(S020022) P(S010022)      x25 x34 Q22 y39 V(S022026)
P(S018023) P(S017023)      x35 x36 x37 Q23 y40 V(S023026)
P(S021024) P(S014024)      x38 x41 Q24 y43 V(S024025)
P(S024025) P(S014025)      x42 x43 Q25 y44 y45 y46 y47
P(S023026) P(S022026)      x39 x40 Q26 y48

```

Order of program execution:

```

  Q1 Q2 Q3 Q4 Q6 Q5 Q7 Q8 Q9 Q10 Q11 Q12 Q13 Q15 Q16
  Q14 Q19 Q20 Q17 Q18 Q21 Q22 Q23 Q24 Q26 Q25

```

Figure 6. Output with Semaphores Inserted (cont.)

6. SINGLE AND MULTIPROCESSOR ENVIRONMENTS

A comparison of the ordering of program units in both a single processor and a multiprocessor environment shall be considered in this section.

6.1 Single Processor Environment

The main benefit of automatic program unit ordering in a single processor environment is the relief the programmer will have of the worry of arranging the program units in the correct execution order. In the end, the result of automatic ordering and manual ordering are the same. However, the increase in productivity of performing the automatic method over the manual method is potentially quite different. We shall now consider the execution time for the program units in a single processor environment. For purposes of illustration, arbitrary execution times have been assigned to each program unit in the sample program initially considered in section 5. These execution times are contained in parenthesis following each program unit. Note that these program units are listed in the same order in which they will be executed:

Q1(6) Q2(5) Q3(10) Q4(4) Q6(4) Q5(5) Q7(10) Q8(8)
Q9(5) Q10(9) Q11(5) Q12(4) Q13(8) Q15(6) Q16(4) Q14(5)
Q19(7) Q20(6) Q17(7) Q18(5) Q21(8) Q22(7) Q23(5) Q24(10)
Q26(6) Q25(9).

Total execution time is derived simply by adding the execution times of each individual program unit. Given the sample execution times, the total execution time for all the program units is 168 time units.

the reduced execution time is a great benefit to the user. The automatic ordering of the program units just compounds the benefits. Although not addressed here, similar benefits can also be obtained on a multiprocessor system where more than two processors exist.

6.3 Multiprocessor Synchronization

One significant problem exists when using semaphores in a multiprocessor environment. This problem is the synchronization of the different processors. For example, if two processors begin executing a P operation at the same time, then the integrity of the P operation is threatened. Likewise, if one processor begins executing a P operation on a given semaphore and another processor begins executing a V operation on the same semaphore, once again the integrity of the operation (P or V) is threatened. These problems are the same problems of mutual exclusion and indivisibility considered in 3.1, only now, the use of multiple processors complicates the problem even more. Steps must be taken to guard against such loss of integrity.

Synchronization of processors will alleviate this integrity problem. Such synchronization must be performed at the operating system level since it is at this level that the machines actually communicate with each other. One method of synchronization involves the use of a coordinator process residing on one of the processors. The coordinator will ensure that mutual exclusion and indivisibility exists among critical processes. In our case, the critical processes are the P and the V operations. When a process (P or V) wants to invoke mutual exclusion or indivisibility, it sends a *request* message to the coordinator. When the process receives a *reply* message from the coordi-

nator, it can begin executing. After the process is finished executing, it sends a *release* message back to the coordinator.

When a *request* message is received, the coordinator checks to see if some other critical process is executing. If no such process is executing, then the coordinator sends a *reply* message back to the requesting process. Otherwise, the request is queued and will later be serviced when a *release* message is received from some other process. [1]

Other methods of multiprocessor synchronization exist. Such methods include the distributed approach and the token passing approach. See [1] for additional information on these two methods.

6.4 Conclusion

We have attempted, through the implementation of this project, to demonstrate that the automatic ordering of program units is not only feasible from a technological standpoint, but is also desirable from a programmer efficiency standpoint. In a single processor environment, the programmer becomes more efficient since he is not required to worry about the order in which he places program units. In a multiprocessor environment, the programmer becomes even more efficient since he does not have to worry about either program unit ordering nor program unit synchronization. The synchronization of programs in a multiprocessor system offers, by far, the most promising future for automatic program unit ordering.

We should note that there are costs associated with automatic program unit ordering. These costs include the additional overhead of the ordering algorithms which in turn increases computer time used, the

additional complexity of compiling a program (program unit ordering would be closely associated with the compilation process), and the reduced control the programmer will have over his style and method of programming. Historically, when new assemblers and compilers have been introduced, these same questions of increased cost and computer inefficiencies have been raised. Even so, the introduction of these assemblers and compilers have resulted in benefits which have far outweighed any cost and computer inefficiency considerations. Although automatic program unit ordering does have additional costs associated with it, additional research into the subject would surely provide the information needed to efficiently implement such a system.

REFERENCES

1. Peterson, James L., and Silberschatz, Abraham. *Operating System Concepts*. Addison-Wesley Publishing Company, Inc. Reading, Massachusetts. 1985.
2. Pope, Wendell L. *A Non-procedural Programming System*. Department of Computer Science. Utah State University. 1985.
3. Tremblay, J. P., Sorenson, P. G. *An Introduction to Data Structures with Applications*. McGraw-Hill, Inc. New York. 1976.

APPENDIX

Appendix A. Order Program Listing

```
program order(input,output);
```

```
(*****
(*)
(*) Program name: ORDER
(*)
(*) This program performs automatic ordering of program units for ex-
(*) ecution. Given the following input
(*) X1 X2 X3 P1 Y4 Y5 The output Y4 is the same as
(*) X4 X5 P2 Y6 Y7 Y8 the input X4 and the output Y5
(*) P3 Y9 Y10. is the same as the input X5.
(*) We can see that P1 must execute before P2. P3 can execute any time
(*) since it does not have any input parameters which are dependent on
(*) any other program's output. Therefore, P1 and P2 can execute con-
(*) currently with P3. This program, given input like that shown above,
(*) will calculate which program units can execute concurrently.
(*) Semaphores will be used to control the scheduling of the programs.
(*)
(*) The following modules exist in this system:
(*) LEXICAL: Reads input parameters, output parameters, and
(*) enters them into in_list and out_list linked
(*) lists, respectively. The program names are also
(*) read and are entered directly into the graph
(*) data structure (GRAPH_REC). This module also
(*) reads the names of parameters that are pre-existing
(*) parameters and stores them in a linked list called
(*) PRE_LIST.
(*) BUILD: This module takes the input parameter linked list
(*) (in_list), the output parameter linked list (out_list),
(*) and the pre_existing parameters linked list (pre_list),
(*) and builds the graph data structure (graph_rec) using
(*) the above mentioned linked lists.
(*) CYCLES: This module takes the graph data structure (graph_rec)
(*) and determines if any cycles exist in the graph. If one
(*) or more cycles do exist, a message is sent to the user
(*) indicating such and the nodes of the graph in the cycle
(*) are then reported to the user.
(*) SEMAS: This module takes the graph record and inserts semaphores*
(*) between the proper programs. This is done by inserting
(*) a "P" operation before of successor programs and
(*) inserting a "V" operation after predecessor programs.
(*) The output file is then written containing the new pro-
(*) gram with the semaphores inserted.
(*)
(*)
(*****
```

```
type
```

```
descriptor = varying[50] of char; (* Descrip. of a row of GRAPH_REC *)
desc_pointer = ^descriptor; (* Pointer to DESCRIPTOR *)
```

```

node_pointer = ^node_record;          (* Points to nodes of the graph *)
node_record = record                  (* Defines a node of graph *)
    value: integer;                  (* Designates which node in graph *)
    next: node_pointer;             (* Pointer to next node *)
end;
graph_record = record                 (* Defines structure of graph *)
    desptr: desc_pointer;            (* Points to descrip. of graph *)
    predcount: integer;              (* No. of predecessors of node *)
    tag: boolean;                    (* Used in cycle detection *)
    succlist: node_pointer;          (* List of successors of node *)
end;
record_132 = packed array[1..132] of char; (* 80 character record *)
top_sort_str = varying[50] of char;   (* save the topological sort *)

var
description: [global] desc_pointer;    (* Desc. of a row of GRAPH_REC *)
graph_rec: [global] array[1..100] of graph_record; (* Main graph *)
pre, source, out: [global] text;       (* Input and output file names *)
prefile,                                     (* pre-existing parameters *)
infile, outfile: [global] varying[25] of char; (* holds file names *)
lex_error: [global] boolean;           (* True if syntax errors exit *)
in_list, out_list: [global] array[1..100] of node_pointer;
                                     (* Input, output params *)
test, pre_list: [global] node_pointer;  (* Pre-existing parameters *)
p: [global] integer;
record_hold: [global] array[1..100] of record_132; (* Holding for input recs*)
total_rows: [global] integer;          (* Total number of program rows *)
cycles_exist: [global] boolean;        (* True is cycles found in graph *)
top_sort_save: [global] array[1..100] of top_sort_str;
                                     (* save the topological sort *)
a: char;                                (* used to retrieve file names *)

procedure build_lists; extern;
procedure pre_exist; extern;
procedure build_graph; extern;
procedure top_sort; extern;
procedure report_cycles; extern;
procedure insert_semaphores; extern;

begin                                  (* main program *)
write('Program Source File: ');
while (a <> '.') and (not eoln(input)) do (* read the file name character *)
begin (* by character and place the *)
read(a); (* name into the input file name*)
infile := infile + a; (* and into the output file name*)
outfile := outfile + a;
end;
if (eoln(input)) and (a <> '.') then (* get name of the source file *)
outfile := outfile + '.sem' (* add extension to output file *)
else
begin
outfile := outfile + 'sem'; (* add extension to output file *)

```

```

while not eoln(input) do
  begin
    read(a);
    infile := infile + a;
  end;
end;
open(source,infile,history := old);
reset(source);
read(a);
write('Pre-existing Parameters File: ');
readln(prefile);
if length(prefile) <> 0 then
  begin
    open(pre,prefile,history := old);
    reset(pre);
  end;
end;
for p := 1 to 100 do
  begin
    with graph_rec[p] do
      begin
        despctr := nil;
        predcount := 0;
        succlist := nil;
      end;
      in_list[p] := nil;
      out_list[p] := nil;
    end;
  pre_list := nil;
  lex_error := false;
  cycles_exist := false;
  build_lists;
  if length(prefile) <> 0 then
    pre_exist;
  if lex_error then
    begin
      writeln(' ');
      writeln('Lex error exists--program execution halted. ');
    end
  else
    begin
      build_graph;
      top_sort;
      if cycles_exist then
        report_cycles
      else
        insert_semaphores;
    end;
  end;
  writeln(' ');
  writeln('Total program rows: ',total_rows:1);
end. (* end main program *)

```

```
module lexical(input,output);
```

```
(*****
(*)
(*) Module- LEXICAL
(*)
(*) This module contains the BUILD_LISTS and the PRE_EXIST procedures.
(*) These procedures are responsible for building lists to contain the
(*) input, output, and pre-existing program parameters. The program
(*) names are also added to the graph.
(*)
(*)
(*****)
```

```
type
```

```
  descriptor = varying[50] of char;      (* Descr. of a row of GRAPH_REC *)
  desc_pointer = ^descriptor;             (* Pointer to DESCRIPTOR *)
  node_pointer = ^node_record;           (* Points to nodes of the graph *)
  node_record = record                    (* Defines a node of graph *)
    value: integer;                       (* Designates which node in graph *)
    next: node_pointer;                   (* Pointer to next node *)
  end;
  graph_record = record                   (* Defines structure of graph *)
    desptr: desc_pointer;                  (* Points to descr. of graph *)
    predcount: integer;                    (* No. of predecessors of node *)
    tag: boolean;                          (* Used in cycle detection *)
    succlist: node_pointer;                (* List of successors of node *)
  end;
  record_132 = packed array[1..132] of char; (* 80 character record *)
  top_sort_str = varying[50] of char;     (* save the topological sort *)
```

```
var
```

```
  description: [external] desc_pointer;   (* Desc. of a row of GRAPH_REC *)
  graph_rec: [external] array[1..100] of graph_record; (* Main graph *)
  pre, source, out: [external] text;      (* Input and output file names *)
  prefile,                                (* pre-existing parameters *)
  infile, outfile: [external] varying[25] of char; (* holds the file names *)
  lex_error: [external] boolean;          (* True if syntax errors exit *)
  in_list, out_list: [external] array[1..100] of node_pointer;
                                          (* Input, output params *)
  test, pre_list: [external] node_pointer; (* Pre-existing parameters *)
  p: [external] integer;
  record_hold: [external] array[1..100] of record_132; (* Hold for input rec *)
  total_rows: [external] integer;         (* Total number of program rows *)
  cycles_exist: [external] boolean;       (* true if cycles found in graph *)
  top_sort_save: [external] array[1..100] of top_sort_str;
                                          (* save the topological sort *)
```

```
(*****
(*****)
```

```
[global] procedure build_lists;
```

```

(*****
(*)
(*) Procedure BUILD_LISTS:
(*)
(*) Reads each of the input parameters, each of the output parameters,
(*) and each of the program names. If the value is an input parameter,
(*) the integer part is placed into IN_LIST. Rows of IN_LIST correspond
(*) to rows of the program. Input parameters must begin with the letter
(*) "X". If the value is an output parameter, the integer part is
(*) placed into OUT_LIST. Rows of OUT_LIST correspond to rows of the
(*) program. Output parameters must begin with the letter "Y". If the
(*) value is a program name, it will be placed the graph. Only minimal
(*) syntax checking is performed on the program.
(*)
(*****)

var
  p,                (* Row number of program      *)
  i,                (* Position in input record    *)
  number: integer; (* Alpha to integer conversion *)
  c: char;          (* Temp. holds an alpha number *)
  inrecord: record_132; (* Input record, source program*)
  box,             (* Temp. pointer to a node rec *)
  in_rear,         (* Points to rear of list     *)
  out_rear: node_pointer; (* Points to rear of list    *)
  p_found,         (* False if no program found  *)
  valid_num: boolean; (* True if valid param. number *)

begin
  p := 0;          (* Init. to zero              *)
  while not eof(source) do (* Do until end of file      *)
    begin
      readln(source, inrecord); (* Read first input record   *)
      p := p + 1; (* Next row of program       *)
      record_hold[p] := inrecord; (* Keep for later use       *)
      i := 1; (* First position of record   *)
      p_found := false; (* No program name found yet *)
      while i <= 80 do (* Check each position of rec *)
        begin
          if inrecord[i] in ['X','x'] then (* These are input parameters *)
            begin
              valid_num := true; (* Valid unless told otherwise *)
              i := i + 1; (* Check next record position *)
              if inrecord[i] = ' ' then (* Error if not a digit      *)
                begin
                  writeln('** Invalid input parameter on line ', p:1);
                  lex_error := true; (* An error has been found   *)
                  valid_num := false; (* Number is not valid      *)
                end;
              number := 0; (* Initialize to zero        *)
              while inrecord[i] <> ' ' do (* Scan for digits until blank *)
                begin

```

```

c := inrecord[i];      (* Get character from input rec*)
if (c >= '0') and (c <= '9') then (* Valid digit? *)
begin
  number := number * 10 + ord(c) - ord('0');(*Alpha to
int*)
  i := i + 1;      (* Look at next position *)
end
else (* Not a valid digit *)
begin
  writeln('** Invalid input parameter on line ',p:1);
  lex_error := true; (* An error has been found *)
  valid_num := false; (* Number is not valid *)
  while inrecord[i] <> ' ' do (* Find the next blank *)
i := i + 1;      (* Look at next position *)
end;
end;
if valid_num then (* Not unless number is valid *)
begin
  new(box); (* Get a new node *)
  box^.value := number; (* Put parm. number in node *)
  box^.next := nil; (* node will go at end of list *)
  if in_list[p] = nil then (* If this is the first node *)
begin
  in_list[p] := box; (* set pointer in IN_LIST *)
  in_rear := box; (* set rear pointer *)
end
else (* If not the first node *)
begin
  in_rear^.next := box; (* Place at rear of list *)
  in_rear := box; (* Move rear pointer *)
end;
end;
end
end
else
if inrecord[i] in ['Y','y'] then (* Output parameters *)
begin
  valid_num := true; (* Valid unless told otherwise *)
  i := i + 1; (* Look at next position *)
  if inrecord[i] = ' ' then (* Error if not a digit *)
begin
  writeln('** Invalid output parameter on line ',p:1);
  lex_error := true; (* An error has been found *)
  valid_num := false; (* Number is not valid *)
end;
number := 0; (* Initialize to zero *)
while inrecord[i] <> ' ' do (* Scan for digits til blank *)
begin
  c := inrecord[i]; (* Get character from input rec*)
  if (c >= '0') and (c <= '9') then (* Valid digit? *)
begin
  number := number * 10 + ord(c) - ord('0');
(* Convert alpha to integer *)

```



```

        i := i + 1;          (* look at next position      *)
    end
else                          (* Not a valid digit      *)
    begin
        writeln('** Invalid output parameter on line ',p:1);
        lex_error := true; (* An error has been found      *)
        valid_num := false; (* Number is not valid    *)
        while inrecord[i] <> ' ' do (* Find the next blank*)
            i := i + 1;      (* Look at next position  *)
        end;
    end;
end;
if valid_num then              (* Not unless number is valid *)
    begin
        new(box);            (* Get a new node          *)
        box^.value := number; (* Put param. number in node *)
        box^.next := nil;    (* Node will go at end of list *)
        if out_list[p] = nil then (* If this is the first node*)
            begin
                out_list[p] := box; (* Set pointer in OUT_LIST *)
                out_rear := box;    (* Set rear pointer      *)
            end
        else                  (* If not the first node    *)
            begin
                out_rear^.next := box; (* Place at rear of list *)
                out_rear := box;    (* Move rear pointer      *)
            end;
        end;
    end;
end
else
    if inrecord[i] in ['Q','q'] then (* Program name          *)
        begin
            valid_num := true;      (* Valid unless told otherwise *)
            p_found := true;        (* A program name is found      *)
            new(description);      (* Get a new description        *)
            while inrecord[i] <> ' ' do (* Scan for digits til blank*)
                begin
                    description^ := description^ + inrecord[i];
                                                                (* Add character to DESCRIPTION*)
                    i := i + 1;      (* Look at next position      *)
                end;
            graph_rec[p].desptr := description;
                                                                (* Link description into graph *)
        end;
        i := i + 1;                (* Look at next position      *)
    end;
    if not p_found then           (* If program name not found  *)
        begin
            writeln('** Program name was not found on line ',p:1);
            lex_error := true;    (* An error has been found      *)
        end;
    end;
end;
total_rows := p;                (* Remember how many prog lines*)

```

```

end;                                (* build_lists *)

(*****
*****

[global] procedure pre_exist;

(*****
(*)
(*) Procedure PRE_EXIST:
(*)
(*) This procedure reads the file EXISTING.DAT. This file contains
(*) names of parameters that exist before the program begins execution.
(*) These parameters must be present in order to determine if the
(*) program is complete.
(*)
(*)
*****

var
  i: integer;                        (* Position in input record *)
  c: char;                            (* Temp. holds a character *)
  rear: node_pointer;                (* Points to rear of list *)
  valid_num: boolean;                (* True if valid param. number *)
  number: integer;                   (* Alpha to integer conversion *)
  box: node_pointer;                 (* Temp. pointer to node rec *)
  inrecord: record_132;              (* Pre-existing parameters *)

begin
  while not eof(pre) do              (* Do until out of parameters *)
    begin
      readln(pre,inrecord);          (* Get a record *)
      i := 1;
      while i <= 80 do              (* Check each position of rec *)
        begin
          if inrecord[i] in ['X','x'] then (* First char. must be a "Y" *)
            begin
              valid_num := true;      (* Valid unless told otherwise *)
              i := i + 1;              (* Look at the next character *)
              if inrecord[i] = ' ' then (* If blank, then error *)
                begin
                  writeln('** Invalid pre-existing parameter name');
                  lex_error := true;  (* An error was found *)
                  valid_num := false; (* Not a valid number *)
                end;
              number := 0;             (* Initialize to zero *)
              while inrecord[i] <> ' ' do (* Scan for digits only *)
                begin
                  c := inrecord[i];    (* Get char. from input rec *)
                  if (c >= '0') and (c <= '9') then (* Valid digit? *)
                    begin
                      number := number * 10 + ord(c) - ord('0');
                      (* Convert from alpha to integer*)
                    end;
                end;
              end;
            end;
          i := i + 1;
        end;
      end;
    end;
  end;
end;

```

```

        i := i + 1;          (* Look at next position      *)
    end
else
    begin
        writeln('** Invalid pre_existing parameter name');
        lex_error := true;  (* An error was found      *)
        valid_num := false; (* Not a valid number      *)
        while inrecord[i] <> ' ' do
            i := i + 1;     (* Scan until a blank is found *)
        end;
    end;
if valid_num then          (* Not unless number is valid *)
    begin
        new(box);          (* Get a new node            *)
        box^.value := number; (* Put param. number in node *)
        box^.next := nil;  (* Node will go at end of list *)
        if pre_list = nil then (* If first node in list    *)
            begin
                pre_list := box; (* PRE_LIST points at node  *)
                rear := box;    (* Point to rear of list    *)
            end
        else
            begin
                rear^.next := box; (* Place at rear of list    *)
                rear := box;    (* Move rear pointer        *)
            end
        end;
    end;
end;
    i := i + 1;          (* Look at next character    *)
end;
end;
end;
end.

```

```
module build(input,output);
```

```
(*****
*)
(* Module: BUILD *)
*)
(* This module contains two procedures; BUILD_GRAPH, INSERT_NODE. *)
(* Build_graph reads each element of in_list. Each element of out_list *)
(* is then read. If any of the elements are equal, an edge is then *)
(* inserted into the graph data structure. This insertion is done by *)
(* the insert_node procedure. Before the insertion is done, the graph *)
(* is checked to see if the edge already exists. If it does exist, *)
(* the insertion is not done. *)
(* If no output elements exist for a given input element, then pre-list *)
(* is checked to see if these elements are pre-existing parameters. *)
(* No edges are inserted into the graph for matches between these *)
(* elements. If a match is not found in pre_list, then an error has *)
(* occurred because this means that a given input parameter will not *)
(* be in existence when the corresponding program begins execution. *)
(* This error is reported to the user. *)
*)
(*****)
```

```
type
```

```
descriptor = varying[50] of char; (* Descr. of a row of GRAPH_REC *)
desc_pointer = ^descriptor; (* Pointer to DESCRIPTOR *)
node_pointer = ^node_record; (* Points to nodes of the graph *)
node_record = record (* Defines a node of graph *)
    value: integer; (* Designates which node in graph *)
    next: node_pointer; (* Pointer to next node *)
end;
graph_record = record (* Defines structure of graph *)
    desptr: desc_pointer; (* Points to descr. of graph *)
    predcount: integer; (* No. of predecessors of node *)
    tag: boolean; (* Used in cycle detection *)
    succlist: node_pointer; (* List of successors of node *)
end;
record_132 = packed array[1..132] of char; (* 80 character record *)
top_sort_str = varying[50] of char; (* save the topological sort *)
```

```
var
```

```
description: [external] desc_pointer; (* Desc. of a row of GRAPH_REC *)
graph_rec: [external] array[1..100] of graph_record; (* Main graph *)
pre, source, out: [external] text; (* Input and output file names *)
prefile, (* pre-existing parameters *)
infile, outfile: [external] varying[25] of char; (* holds file names *)
lex_error: [external] boolean; (* True if syntax errors exit *)
in_list, out_list: [external] array[1..100] of node_pointer;
(* Input, output params *)
test, pre_list: [external] node_pointer; (* Pre-existing parameters *)
p: [external] integer;
record_hold: [external] array[1..100] of record_132; (* Hold for input rec *)
```

```

total_rows: [external] integer;          (* Total number of program rows*)
cycles_exist: [external] boolean;       (* true if cycles found in graph*)
top_sort_save: [external] array[1..100] of top_sort_str;
                                          (* save the topological sort *)
(*****)

[global] procedure build_graph;

var
  in_value,          (* Value of an input node *)
  out_value: integer; (* Value of an output node *)
  in_p,             (* line number of the org. prog. *)
  out_p: integer;   (* line number of the org. prog. *)
  in_ptr,          (* points to nodes of IN_LIST *)
  out_ptr,         (* points to nodes of OUT_LIST *)
  pre_ptr: node_pointer; (* points to nodes of PRE_LIST *)
  match_found: boolean; (* T if elements are equal *)

(*****)
procedure insert_node(succ,pred: integer);

var
  box,          (* temp. pointer to a node *)
  ptr,         (* temp. point. to graph edges *)
  last_ptr: node_pointer; (* points to next to last node *)
  already_exists: boolean; (* an edge already exists *)

begin
  already_exists := false; (* assume edge doesn't exist *)
  ptr := graph_rec[pred].succlist; (* set to first edge in graph *)
  while (ptr <> nil) and (not already_exists) do (* find end of edge list *)
    if succ = ptr^.value then (* does edge already exist? *)
      already_exists := true (* if it does, set to true *)
    else
      begin
        last_ptr := ptr; (* doesn't exist, rem. this node *)
        ptr := ptr^.next; (* get the next node *)
      end;
  if not already_exists then (* if the edge doesn't exist, *)
    begin (* insert the edge into the graph*)
      graph_rec[succ].predcount := graph_rec[succ].predcount + 1;
      (* add 1 to predecessor count *)
      if graph_rec[pred].succlist = nil then (* is this the first succ. node*)
        begin
          new(box); (* get a new node *)
          box^.value := succ; (* store the succ. value in node *)
          box^.next := nil; (* this node goes at the end *)
          graph_rec[pred].succlist := box; (* link node into succ. list *)
        end
      else (* this isn't the first succ. node*)
        begin
          new(box); (* get a new node *)

```

```

        box^.value := succ;          (* store the succ. value in node *)
        box^.next := nil;           (* this node goes at the end   *)
        last_ptr^.next := box;      (* link node into succ. list  *)
    end;
end;
end;

(*****)

begin
    for in_p := 1 to total_rows do  (* input params. on program rows *)
        begin
            in_ptr := in_list[in_p]; (* point to first node of list  *)
            while in_ptr <> nil do   (* end of the list yet?        *)
                begin
                    match_found := false; (* no match found yet          *)
                    in_value := in_ptr^.value; (* get the parameter value     *)
                    for out_p := 1 to total_rows do (* output params. on program rows*)
                        begin
                            out_ptr := out_list[out_p]; (* point to first node of list *)
                            while (out_ptr <> nil) and (not match_found) do
                                (* check all nodes in this list *)
                                begin
                                    out_value := out_ptr^.value; (* get the parameter value *)
                                    if in_value = out_value then (* are param. values equal? *)
                                        begin
                                            insert_node(in_p,out_p); (* if equ., insert edge in gra*)
                                            match_found := true; (* if true, don't keep looking *)
                                        end;
                                        out_ptr := out_ptr^.next; (* look at the next out param *)
                                    end;
                                end;
                            if not match_found then (* check pre_existing for match *)
                                begin
                                    pre_ptr := pre_list; (* point to pre-existing params *)
                                    while (pre_ptr <> nil) and (not match_found) do
                                        (* check all nodes in this list *)
                                        if in_value = pre_ptr^.value then (* has param. been found *)
                                            match_found := true (* don't look for any more *)
                                        else (* param. not found *)
                                            pre_ptr := pre_ptr^.next; (* get next node in list *)
                                        if not match_found then (* all nodes checked--no matches *)
                                            writeln('*** Completeness Error on input line ',in_p:1);
                                            (* Completeness error exists *)
                                        end;
                                    in_ptr := in_ptr^.next; (* look at next input param. *)
                                end;
                            end;
                        end;
                    end;
                end;
            end;
        end;
    end.

```

```
module cycles(input,output);
```

```
(*****
*)
*) Module: CYCLES
*)
*) This module has two main procedures. TOP_SORT will detect if a
*) cycle exists in the graph. If a cycle does exist, a message is sent*)
*) to the user indicating such. REPORT_CYCLES will inform the user
*) which nodes are contained in the cycle. The algorithm used by this
*) module to detect and report cycles will only report the first cycle
*) it encounters. If more than one cycle exist in the graph, the first
*) one will be reported and this module will stop execution.
*)
*)
(*****)
```

```
type
```

```
  descriptor = varying[50] of char;      (* Descrip. of a row of GRAPH_REC *)
  desc_pointer = ^descriptor;            (* Pointer to DESCRIPTOR *)
  node_pointer = ^node_record;           (* Points to nodes of the graph *)
  node_record = record                   (* Defines a node of graph *)
    value: integer;                      (* Designates which node in graph *)
    next: node_pointer;                  (* Pointer to next node *)
  end;
  graph_record = record                  (* Defines structure of graph *)
    desptr: desc_pointer;                 (* Points to descrip. of graph *)
    predcount: integer;                   (* No. of predecessors of node *)
    tag: boolean;                         (* Used in cycle detection *)
    succlist: node_pointer;               (* List of successors of node *)
  end;
  record_132 = packed array[1..132] of char; (* 80 character record *)
  top_sort_str = varying[50] of char;     (* save the topological sort *)
```

```
var
```

```
  description: [external] desc_pointer;   (* Desc. of a row of GRAPH_REC *)
  graph_rec: [external] array[1..100] of graph_record; (* Main graph *)
  pre, source, out: [external] text;      (* Input and output file names *)
  prefile,                                (* pre-existing parameters *)
  infile, outfile: [external] varying[25] of char; (* holds file names *)
  lex_error: [external] boolean;          (* True if syntax errors exit *)
  in_list, out_list: [external] array[1..100] of node_pointer;
  (* Input, output params *)
  test, pre_list: [external] node_pointer; (* Pre-existing parameters *)
  p: [external] integer;
  record_hold: [external] array[1..100] of record_132; (* Hold for input rec *)
  total_rows: [external] integer;         (* Total number of program rows *)
  cycles_exist: [external] boolean;       (* True if a cycle is found *)
  top_sort_save: [external] array[1..100] of top_sort_str;
  (* save the topological sort *)
```

```
(*****)
```

```

[global] procedure top_sort;

(*****
*)
*) Procedure: TOP_SORT
*)
*)
*) Sorts the graph into topological order. The algorithm is obtained *)
*) from "An Introduction to Data Structures with Applications" by *)
*) Tremblay and Sorenson, published by McGraw-Hill Book Company. *)
*) Pages 438-439. *)
*)
*)
(*****)

var
    q, (* pointer to successor list *)
    trash, (* a node to be DISPOSEd of *)
    front, (* list of sorted nodes *)
    rear: node_pointer; (* list of sorted nodes *)
    hold, (* index into GRAPH_REC *)
    k, (* index into GRAPH_REC *)
    i, (* index into GRAPH_REC *)
    n: integer; (* number of nodes visited *)
    box, (* temp. node record for graph *)
    work_ptr: node_pointer; (* ptr to graph nodes *)
    save_succs: array[1..100] of node_pointer; (* used to save the graph in *)
    program_sort_number: integer; (* index into top_sort_save *)

(*****)
procedure lqinsert(n: integer);

(*****)
*)
*) Procedure: LQINSERT
*)
*)
*) Inserts into a linked list, all nodes which have been visited by *)
*) by the procedure TOP_SORT. This linked list has a front and a rear *)
*) pointer. *)
*)
*)
(*****)

var
    box: node_pointer; (* temp pointer to a new node *)

begin
    new(box); (* get a new box record *)
    box^.value := n; (* n = current node visited *)
    box^.next := nil; (* to be put at end of list *)
    if rear = nil then (* is this first node in list *)
        begin
            front := box; (* link to front pointer *)
            rear := box; (* link to rear pointer *)
        end
    end
end

```



```

else                                (* is not first node in list *)
  begin
    rear^.next := box;              (* link to rear of list *)
    rear := box;                    (* link to rear pointer *)
  end;
end;

```

```

(*****)

```

```

(* The following segment of code is used to work around a bug found *)
(* in the Pascal compiler. The problem being caused by the bug is *)
(* that the graph data structure (GRAPH_REC) is being altered in the*)
(* immediately preceding procedure LQINSERT. As can be seen by *)
(* examining LQINSERT, no reference is ever made to GRAPH_REC. *)
(* However, the graph data structure will be in one state when *)
(* LQINSERT is entered, but will be in another state when *)
(* LQINSERT finishes executing. To solve this problem, a duplicate *)
(* copy of GRAPH_REC is made at this point of the proc. TOP_SORT. *)
(* TOP_SORT calls the procedure LQINSERT several times and it is at *)
(* these times that the error occurs. At the end of TOP_SORT, the *)
(* original graph is recreated from the copy that is being made at *)
(* this time. The entire graph is not copied, but only the edge *)
(* nodes are copied as this is where the problem was occurring *)

```

```

begin                                (* TOP_SORT *)
  front := nil;                       (* no nodes yet to point to *)
  rear := nil;                         (* no nodes yet to point to *)
  for i := 1 to total_rows do         (* do for each row of graph *)
    begin
      work_ptr := graph_rec[i].succlist; (* get ptr to edge nodes *)
      while work_ptr <> nil do         (* get nodes until no more *)
        begin
          new(box);                   (* make a new node *)
          box^.value := work_ptr^.value; (* copy contents to duplicate *)
          box^.next := nil;           (* node doesn't point to others*)
          if rear = nil then          (* if nil, first node in list *)
            begin
              front := box;           (* set front pointer to node *)
              rear := box;           (* set rear pointer to node *)
            end
          else                          (* not first node in list *)
            begin
              rear^.next := box;      (* set ptr in previous node *)
              rear := box;           (* set rear to this node *)
            end;
          work_ptr := work_ptr^.next; (* get next node in graph *)
        end;
        save_succs[i] := front;       (* save this list in row i *)
        front := nil;                (* start on next row of graph *)
        rear := nil;                 (* start on next row of graph *)
      end;
    end;
end;

```

```

(* End of saving the graph--continue with main part of TOP_SORT now. *)

front := nil; (* start by initializing *)
rear := nil; (* start by initializing *)
n := total_rows; (* number of nodes to be sorted*)
for i := 1 to total_rows do (* check all nodes in graph *)
  if graph_rec[i].predcount = 0 then (* if no predecessors *)
    lqinsert(i); (* insert into temp list *)
  program_sort_number := 0; (* just initializing *)
  while front <> nil do (* while nodes in temp list *)
    begin
      k := front^.value; (* get value of first node *)
      n := n - 1; (* this node has been visited *)
      trash := front; (* get rid of it now *)
      front := front^.next; (* point to next node *)
      dispose(trash); (* get rid of front node *)
      program_sort_number := program_sort_number + 1;
      (* point to next row of save *)
      top_sort_save[program_sort_number] := graph_rec[k].desptr^;
      (* copy the node description *)
      graph_rec[k].desptr := nil; (* this node has been visited *)
      if front = nil then (* no nodes in temp list *)
        rear := nil;
      q := graph_rec[k].succlist; (* succ. list of visited node *)
      while q <> nil do (* look at each node to succ list*)
        begin
          hold := q^.value; (* get first successor *)
          graph_rec[hold].predcount := graph_rec[hold].predcount - 1;
          (* subtract 1 from number of predecessors *)
          if graph_rec[hold].predcount = 0 then
            (* if no more predecessors *)
              lqinsert(hold);
            trash := q; (* get rid of node *)
            q := q^.next; (* point to next successor *)
            dispose(trash); (* get rid of front node *)
          end;
        end;
      end;
    end;

    (* This next FOR loop copies the duplicate graph back to the original *)
    (* graph which has been improperly altered at this point of TOP_SORT. *)
    (* See explanation above. *)
    for i := 1 to total_rows do (* copy each row of save back *)
      graph_rec[i].succlist := save_succs[i]; (* to graph data structure *)
    end;

    if n <> 0 then (* cycles exist if not = zero *)
      begin
        writeln(' ');
        writeln('*** System not feasible--One or more cycles exist in system. ');
        writeln('The following cycle exists: ');
        cycles_exist := true; (* global variable *)
      end;
    end;
  end;
end;

```

```
(*****  

(*****
```

```
[global] procedure report_cycles;
```

```
(*****  

(*)  

(*) Procedure: REPORT_CYCLES (*)  

(*)  

(*) This procedure reports all nodes that are contained in a cycle. (*)  

(*) This procedure is only called if the procedure TOP_SORT detects (*)  

(*) that cycles do exist in the system. The algorithm for this (*)  

(*) procedure was obtained from "An Introduction to Data Structures (*)  

(*) with Applications" by Tremblay and Sorenson, published by (*)  

(*) McGraw-Hill Book Company. Pages 439-440. (*)  

(*) (*)  

(*****
```

```
var  

    k, (* used in reversing some values*)  

    i, (* an index into GRAPH_REC *)  

    j, (* an index into GRAPH_REC *)  

    succ: integer; (* index into GRAPH_REC *)  

    p: node_pointer; (* points to successor list *)  

    quit: boolean; (* quit searching for cycle *)  
  

begin  

    for i := 1 to total_rows do (* initialize GRAPH_REC *)  

        with graph_rec[i] do  

            begin  

                predcount := 0; (* to be used for other purposes*)  

                tag := false;  

            end;  

            for i := 1 to total_rows do (* check each node of graph *)  

                if graph_rec[i].desptr <> nil then (* only check nodes in cycle *)  

                    begin  

                        p := graph_rec[i].succlist; (* successors of nodes in cycle*)  

                        while p <> nil do (* find the nodes that belong *)  

                            (* in a cycle *)  

                                begin  

                                    succ := p^.value; (* next node in the cycle *)  

                                    if graph_rec[succ].predcount = 0 then  

                                        graph_rec[succ].predcount := i; (* predcount points to next *)  

                                        (* node in the cycle *)  

                                    p := p^.next; (* get the next node *)  

                                end;  

                            end;  

                        i := 1; (* start at the first node *)  

                        quit := false; (* true when begin of cycle found*)  

                        while (i <= total_rows) and (not quit) do (* marks each node in cycle *)  

                            (* finishes when all nodes have*)  

                            (* been marked *)  

                                (* *)
```

```

if graph_rec[i].predcount <> 0 then (* not zero if in cycle *)
  while not graph_rec[i].tag do (* check all nodes in cycle *)
    begin
      graph_rec[i].tag := true; (* true for a nodes in cycle *)
      i := graph_rec[i].predcount; (* points to next node *)
      quit := true; (* cycle has been found *)
    end
  else
    i := i + 1; (* cycle not found-try next node*)
  j := 0;
  while graph_rec[i].predcount <> 0 do (* reverse the order of the cycle*)
    begin
      k := j;
      j := i;
      i := graph_rec[j].predcount;
      graph_rec[j].predcount := k;
    end;
    graph_rec[i].predcount := j;
    while graph_rec[i].tag do (* go through the cycle and *)
      begin (* print the nodes in the cycle*)
        writeln(graph_rec[i].desptr^);
        graph_rec[i].tag := false; (* node has been printed *)
        i := graph_rec[i].predcount; (* get next node to be printed *)
      end;
      writeln(graph_rec[i].desptr^); (* the node that completes the *)
      (* cycle *)
    end;
  end;
end.

```

```
module semas(input,output);
```

```
(*****
*)
*) Module: SEMAS
*)
*) This module takes the graph and uses it to create a new program
*) source listing with the proper semaphores inserted in the proper
*) places. This is performed by looking at each row of the graph
*) record. Each of the successors are then examined. Since each of
*) the successors is dependent on its predecessor a semaphore will be
*) inserted between these two programs. This will be done by inserting
*) a "P" operator in front of the successor program and inserting a "V"
*) operation behind a predecessor program. This module also checks to
*) make sure that there is enough room remaining on each row of the
*) program to insert the semaphore. If there is insufficient room
*) the semaphore isn't inserted and an error message is reported. The
*) output file isn't produced when this error occurs.
*)
*)
(*****)
```

```
type
```

```
descriptor = varying[50] of char;      (* Descrip. of a row of GRAPH_REC *)
desc_pointer = ^descriptor;             (* Pointer to DESCRIPTOR *)
node_pointer = ^node_record;            (* Points to nodes of the graph *)
node_record = record                    (* Defines a node of graph *)
    value: integer;                     (* Designates which node in graph *)
    next: node_pointer;                 (* Pointer to next node *)
end;
graph_record = record                   (* Defines structure of graph *)
    desptr: desc_pointer;                (* Points to descrip. of graph *)
    predcount: integer;                  (* No. of predecessors of node *)
    tag: boolean;                        (* Used in cycle detection *)
    succlist: node_pointer;              (* List of successors of node *)
end;
record_132 = packed array[1..132] of char; (* 80 character record *)
top_sort_str = varying[50] of char;     (* save the topological sort *)
```

```
var
```

```
description: [external] desc_pointer;    (* Desc. of a row of GRAPH_REC *)
graph_rec: [external] array[1..100] of graph_record; (* Main graph *)
pre, source, out: [external] text;       (* Input and output file names *)
prefile,
infile, outfile: [external] varying[25] of char; (* holds file names *)
lex_error: [external] boolean;           (* True if syntax errors exit *)
in_list, out_list: [external] array[1..100] of node_pointer;
                                           (* Input, output params *)
test, pre_list: [external] node_pointer; (* Pre-existing parameters *)
p: [external] integer;
record_hold: [external] array[1..100] of record_132; (* Hold for input rec *)
total_rows: [external] integer;          (* Total number of program rows *)
```

```

cycles_exist: [external] boolean;          (* True if a cycle is found *)
top_sort_save: [external] array[1..100] of top_sort_str;
                                           (* save the topological sort *)

(*****)
(*****)

[global] procedure insert_semaphores;

type
  init_string = packed array[1..13] of char; (* Semas that are initialized*)

var
  sema_inits: array[1..200] of init_string; (* array on init'ed semas *)
  semaphore_number: integer;               (* index into sema_inits *)
  i,                                           (* a loop counter *)
  j,                                           (* a loop counter *)
  k,                                           (* a loop counter *)
  l: integer;                                 (* a loop counter *)
  value: integer;                             (* a temporary variable *)
  succs: node_pointer;                       (* ptr to graph nodes *)
  sema1,                                       (* a semaphore number *)
  sema2: packed array[1..3] of char;         (* a semaphore number *)
  do_print,                                   (* output file created ?? *)
  end_found: boolean;                        (* end of a row found *)

(*****)

function convert(n: integer): char;

(*****)
(* *)
(* CONVERT *)
(* *)
(* Converts an integer number to a character *)
(* digit. *)
(* *)
(*****)

begin
  case n of
    0: convert := '0';
    1: convert := '1';
    2: convert := '2';
    3: convert := '3';
    4: convert := '4';
    5: convert := '5';
    6: convert := '6';
    7: convert := '7';
    8: convert := '8';
    9: convert := '9';
  end;
end;

```

end;

(*****)

```

begin
  for i := 1 to 200 do
    sema_inits[i] := ' ';
    semaphore_number := 0;
    do_print := true;
    for i := 1 to total_rows do
      begin
        value := i;
        semal[3] := convert(value mod 10);
        value := value div 10;
        semal[2] := convert(value mod 10);
        value := value div 10;
        semal[1] := convert(value mod 10);
        succs := graph_rec[i].succlist;
        while succs <> nil do
          begin
            semaphore_number := semaphore_number + 1;
            j := succs^.value;
            value := j;
            sema2[3] := convert(value mod 10);
            value := value div 10;
            sema2[2] := convert(value mod 10);
            value := value div 10;
            sema2[1] := convert(value mod 10);
            sema_inits[semaphore_number,1] := 'S';
            sema_inits[semaphore_number,2] := semal[1];
            sema_inits[semaphore_number,3] := semal[2];
            sema_inits[semaphore_number,4] := semal[3];
            sema_inits[semaphore_number,5] := sema2[1];
            sema_inits[semaphore_number,6] := sema2[2];
            sema_inits[semaphore_number,7] := sema2[3];
            sema_inits[semaphore_number,8] := ' ';
            sema_inits[semaphore_number,9] := ':';
            sema_inits[semaphore_number,10] := '=';
            sema_inits[semaphore_number,11] := ' ';
            sema_inits[semaphore_number,12] := '0';
            sema_inits[semaphore_number,13] := ' ';
            (* insert "V" sema at rear of program line *)
            k := 132;
            end_found := false;
            while (k <> 0) and (not end_found) do
              if record_hold[i,k] = ' ' then
                k := k - 1;
              else
                end_found := true;
            if k <= 121 then
              begin
                k := k + 2;

```

```

record_hold[i,k] := 'V';      (* insert the "V" operation *)
record_hold[i,k + 1] := '(';
record_hold[i,k + 2] := 'S'; (* insert the proper semaphore *)
record_hold[i,k + 3] := semal[1];
record_hold[i,k + 4] := semal[2];
record_hold[i,k + 5] := semal[3];
record_hold[i,k + 6] := sema2[1];
record_hold[i,k + 7] := sema2[2];
record_hold[i,k + 8] := sema2[3];
record_hold[i,k + 9] := ')';
end
else (* no *)
begin (* indicate that sema can't *)
  writeln(' '); (* be inserted *)
  writeln('Program Record Length Too Long For Semaphore Addition');
  writeln('Program Line Number: ',i:1);
  do_print := false; (* don't print output file *)
end;
      (* insert "P" sema at front of program line *)
k := 132; (* no. of pos. in record_hold *)
end_found := false; (* end hasn't been found yet *)
while (k <> 0) and (not end_found) do (* do until line end found*)
  if record_hold[j,k] = ' ' then (* is position blank *)
    k := k - 1 (* check next position *)
  else
    end_found := true; (* end has been found *)
  if k <= 121 then (* enough room to insert sema *)
    begin (* yes *)
      for l := k + 11 downto 12 do (* move chars right by 12 *)
        record_hold[j,l] := record_hold[j,l - 11];
      for l := 1 to 11 do (* fill emptied pos. with blank*)
        record_hold[j,l] := ' ';
      record_hold[j,1] := 'P'; (* insert "P" operation *)
      record_hold[j,2] := '(';
      record_hold[j,3] := 'S'; (* insert the semaphore *)
      record_hold[j,4] := semal[1];
      record_hold[j,5] := semal[2];
      record_hold[j,6] := semal[3];
      record_hold[j,7] := sema2[1];
      record_hold[j,8] := sema2[2];
      record_hold[j,9] := sema2[3];
      record_hold[j,10] := ')';
    end
  else (* no *)
    begin (* indicate the sema can't *)
      writeln(' '); (* be inserted *)
      writeln('Program Record Length Too Long For Semaphore Addition');
      writeln('Program Line Number: ',j:1);
      do_print := false;
    end;
    succs := succs^.next; (* get the next successor and *)
  end; (* start the process over again*)
end;

```



```

end;
if do_print then                                (* is it ok to print *)
begin                                           (* yes *)
  open(out,outfile,history := new);
  rewrite(out);
  i := 1;                                       (* index into sema_init table *)
  while sema_inits[i,1] <> ' ' do              (* do until no more entries *)
  begin
    writeln(out,sema_inits[i]);                (* write out the line *)
    i := i + 1;                                (* go to the next line *)
  end;
  writeln(out);                                (* print a blank line *)
  for i := 1 to total_rows do                  (* write out the program lines *)
    writeln(out,record_hold[i]);
  writeln(out);                                (* skip some lines *)
  writeln(out,'Order of program execution:');
  i := 1;                                       (* point to first row of save *)
  j := 3;                                       (* start at print position 3 *)
  write(out,' ');
  while length(top_sort_save[i]) > 0 do        (* do until no more descripts.*)
  begin
    if length(top_sort_save[i]) + j + 2 <= 132 then
    begin
      write(out,top_sort_save[i],' ');          (* output line is *)
      j := j + length(top_sort_save[i]) + 2;    (* not yet full *)
      i := i + 1;
    end
    else
    begin
      writeln(out);                             (* output line is *)
      j := 3;                                    (* is now full *)
      write(out,' ');
      write(out,top_sort_save[i],' ');          (* start a new line*)
      j := j + length(top_sort_save[i]) + 2;
      i := i + 1;
    end;
  end;
end;
end
else                                           (* no *)
begin                                           (* indicate length too long *)
  writeln(' ');
  writeln('Program Row Length Errors Encountered In Source Program');
  writeln('No Output File Was Produced');
end;
end;
end.

```