

## Pressure tuning of bond-directional exchange interactions and magnetic frustration in the hyperhoneycomb iridate $\beta$ -Li<sub>2</sub>IrO<sub>3</sub>

L. S. I. Veiga,<sup>1,2,3</sup> M. Etter,<sup>1</sup> K. Glazyrin,<sup>1</sup> F. Sun,<sup>2,4,5</sup> C. A. Escanhoela, Jr.,<sup>2,6</sup> G. Fabbris,<sup>2,7,8</sup> J. R. L. Mardegan,<sup>1</sup> P. S. Malavi,<sup>7</sup> Y. Deng,<sup>7</sup> P. P. Stavropoulos,<sup>9</sup> H.-Y. Kee,<sup>9,10</sup> W. G. Yang,<sup>4,11</sup> M. van Veenendaal,<sup>2,12</sup> J. S. Schilling,<sup>7</sup> T. Takayama,<sup>13,14</sup> H. Takagi,<sup>13,14</sup> and D. Haskel<sup>2,\*</sup>

<sup>1</sup>Deutsches Elektronen-Synchrotron (DESY), D-22607 Hamburg, Germany

<sup>2</sup>Advanced Photon Source, Argonne National Laboratory, Argonne, Illinois 60439, USA

<sup>3</sup>London Centre for Nanotechnology and Department of Physics and Astronomy, University College London, Gower Street, London WC1E 6BT, United Kingdom

<sup>4</sup>Center for High Pressure Science & Technology Advanced Research (HPSTAR), Shanghai 201203, China

<sup>5</sup>Beijing National Laboratory for Condensed Matter Physics and Institute of Physics, Chinese Academy of Sciences, Beijing 100190, China

<sup>6</sup>Brazilian Synchrotron Light Laboratory (LNLS), Brazilian Center for Research in Energy and Materials (CNPEM), Campinas, SP 13083-970, Brazil

<sup>7</sup>Department of Physics, Washington University, St. Louis, Missouri 63130, USA

<sup>8</sup>Department of Condensed Matter Physics and Materials Science, Brookhaven National Laboratory, Upton, New York 11973, USA

<sup>9</sup>Department of Physics and Center for Quantum Materials, University of Toronto, 60 St. George Street, Toronto, Ontario, Canada M5S 1A7

<sup>10</sup>Canadian Institute for Advanced Research/Quantum Materials Program, Toronto, Ontario, Canada M5G 1Z8

<sup>11</sup>High Pressure Synergetic Consortium (HPSynC), Geophysical Laboratory, Carnegie Institution of Washington, Argonne, Illinois 60439, USA

<sup>12</sup>Department of Physics, Northern Illinois University, De Kalb, Illinois 60115, USA

<sup>13</sup>Max Planck Institute for Solid State Research, Heisenbergstrasse 1, D-70569 Stuttgart, Germany

<sup>14</sup>Department of Physics and Department of Advanced Materials, University of Tokyo, 7-3-1 Hongo, Tokyo 113-0033, Japan

(Received 19 May 2017; published 10 October 2017)

We explore the response of Ir 5*d* orbitals to pressure in  $\beta$ -Li<sub>2</sub>IrO<sub>3</sub>, a hyperhoneycomb iridate in proximity to a Kitaev quantum spin-liquid (QSL) ground state. X-ray absorption spectroscopy reveals a reconstruction of the electronic ground state below 2 GPa, the same pressure range where x-ray magnetic circular dichroism shows an apparent collapse of magnetic order. The electronic reconstruction, which manifests a reduction in the effective spin-orbit interaction in 5*d* orbitals, pushes  $\beta$ -Li<sub>2</sub>IrO<sub>3</sub> further away from the pure  $J_{\text{eff}} = 1/2$  limit. Although lattice symmetry is preserved across the electronic transition, x-ray diffraction shows a highly anisotropic compression of the hyperhoneycomb lattice which affects the balance of bond-directional Ir-Ir exchange interactions driven by spin-orbit coupling at Ir sites. An enhancement of symmetric anisotropic exchange over Kitaev and Heisenberg exchange interactions seen in theoretical calculations that use *precisely* this anisotropic Ir-Ir bond compression provides one possible route to the realization of a QSL state in this hyperhoneycomb iridate at high pressures.

DOI: [10.1103/PhysRevB.96.140402](https://doi.org/10.1103/PhysRevB.96.140402)

The novel electronic ground states of 5*d*-based compounds driven by spin-orbit (SO) interactions continue to provide an excellent playground for the realization of unconventional quantum phases of matter including topological insulators [1–4] and quantum spin liquids (QSLs) [5–7]. One example of the latter is the nontrivial QSL ground state of the Kitaev model [8], a rare example of a solvable interacting quantum model with Majorana fermions as its elementary excitations. Material candidates for the possible realization of the Kitaev model include honeycomb-based-lattice systems with strong spin-orbit coupling [6,9], such as the two- and three-dimensional honeycomb iridates  $\alpha$ -Li(Na)<sub>2</sub>IrO<sub>3</sub> [10–16],  $\beta$ -Li<sub>2</sub>IrO<sub>3</sub> [17–19], and  $\gamma$ -Li<sub>2</sub>IrO<sub>3</sub> [7,20–22], as well as  $\alpha$ -RuCl<sub>3</sub> [23,24]. However, it is experimentally established that these materials order magnetically at low temperatures [17,18,20,25–27], spoiling numerous attempts to realize the Kitaev QSL. Hence, tuning structure and related intricate interactions present in these materials through chemical or

physical pressure provides a potential route to introduce magnetic frustration and realize novel phases of matter.

In this Rapid Communication we have investigated the electronic and structural response of  $\beta$ -Li<sub>2</sub>IrO<sub>3</sub> to high pressure. X-ray absorption near edge structure (XANES) measurements at the Ir *L* edges reveal a dramatic suppression of the isotropic Ir (*L*<sub>3</sub>/*L*<sub>2</sub>) branching ratio at  $P \sim 1.5$  GPa, signaling a reduction in the effective strength of spin-orbit interactions in the 5*d* band. This is the same pressure at which net magnetization in applied magnetic field collapses [17]. The reconstructed electronic state preserves the  $\langle L_z \rangle / \langle S_z \rangle$  orbital-to-spin moment ratio of Ir magnetic moments and the insulating ground state, indicating that spin-orbit interactions and Mott physics continue to play a key role in driving the electronic ground state. The electronic/magnetic transition is driven by a highly anisotropic contraction of Ir-Ir bonds which alters the relative strength of direct and indirect hopping channels and the related balance of bond-directional exchange interactions. Configuration interaction and density functional theory calculations corroborate that a strong interplay between hopping, Hubbard *U*, and spin-orbit effects is at play, facilitated by the rather large compressibility of this structure relative to that of

\*haskel@aps.anl.gov

other iridates [bulk modulus  $B_0 = 100(8)$  GPa]. Remarkably, *ab initio* calculations on anisotropically compressed lattices based on  $J$ - $K$ - $\Gamma$  spin Hamiltonians [ $J$ -Heisenberg,  $K$ -Kitaev,  $\Gamma$ -symmetric anisotropic (SA) exchange interactions, respectively] [28] show that SA interactions become dominant at an effective pressure of  $P \sim 1.4$  GPa. Since pure SA models lead to largely degenerate ground states in classical models [29,30] and quantum spin liquids in quantum models [31,32], the shift in the balance of bond-directional exchange interactions driven by anisotropic compression may explain the emergence of quantum paramagnetism and provides one possible route for realization of a novel QSL state in compressed  $\beta$ -Li<sub>2</sub>IrO<sub>3</sub>.

The electronic and magnetic state of  $\beta$ -Li<sub>2</sub>IrO<sub>3</sub> was investigated through Ir  $L$ -edge XANES and x-ray magnetic circular dichroism (XMCD) measurements on polycrystalline samples at beamline 4-ID-D of the Advanced Photon Source of Argonne National Laboratory. Experimental details can be found in the Supplemental Material [33]. Figures 1(a) and 1(b) show the isotropic x-ray absorption spectra at the iridium  $L$  edges as a function of pressure. Of particular importance in the study of  $4d$  and  $5d$  oxides is the assessment of the relevance of spin-orbit interactions. The branching ratio  $BR = I_{L_3}/I_{L_2}$  is directly related to the ground-state expectation value of the angular part of the spin-orbit coupling  $\langle \mathbf{L} \cdot \mathbf{S} \rangle$  through  $BR = (2+r)/(1-r)$ , with  $r = \langle \mathbf{L} \cdot \mathbf{S} \rangle / n_h$ , the number of holes in the  $5d$  states [45]. Figure 1(c) shows the pressure dependence of BR obtained in three independent experimental runs. At ambient pressure, we measured  $BR = 4.5(1)$ , which strongly deviates from the statistical value of 2, indicating the presence of a strong coupling between the local orbital and spin moments and proximity to a  $J_{\text{eff}} = 1/2$  ground state [46,47]. Under pressure, the BR decreases up to 2 GPa and maintains a constant value of  $\sim 3$  above 2 GPa. Using  $n_h = 5$ ,  $\langle \mathbf{L} \cdot \mathbf{S} \rangle$  changes from  $2.27(2)\hbar^2$  at ambient pressure to  $1.3(2)\hbar^2$  at 2 GPa. The reduction in BR coincides with the suppression of net magnetization in an applied magnetic field, as reported in Ref. [17] and in the inset of Fig. 1(c). Temperature- and field-dependent magnetization data, shown in Figs. 1(d) and 1(e), indicate the possible emergence of quantum paramagnetism in the high-pressure phase. Note that the drastic suppression of the BR accompanying the magnetic transition is distinct from what is observed for Sr<sub>2</sub>IrO<sub>4</sub> [47] and BaIrO<sub>3</sub> [46,48], where the BR remains intact through the collapse of the weak ferromagnetic ordering at  $\sim 17$  and  $\sim 4.5$  GPa, respectively.

Additional information on spin-orbit coupling is provided by the ground-state expectation values of  $L_z$  and  $S_z$  extracted via sum rules analysis of the XMCD data at Ir  $L_{2,3}$  edges [49–51]. The pressure-dependent XMCD data at both edges are shown in Fig. 2(a). Noting that the number of holes in  $5d$  states ( $n_h = 5$ ) is rather constant under pressure (the sum of  $L_{2,3}$  intensity in isotropic spectra does not vary more than 10%), we have decomposed the Ir  $5d$  moment into orbital and spin parts [see Fig. 2(b)].<sup>1</sup> Although the net orbital and spin magnetization is drastically suppressed by pressure,

<sup>1</sup>The spin sum rule requires knowledge of the magnetic dipole operator ( $T_z$ ). We have determined  $\langle T_z \rangle$  at ambient pressure using the spin sum rule with  $\langle S_z \rangle$  obtained by subtracting the orbital moment from the net magnetization (SQUID data) at 4 T. Since the point

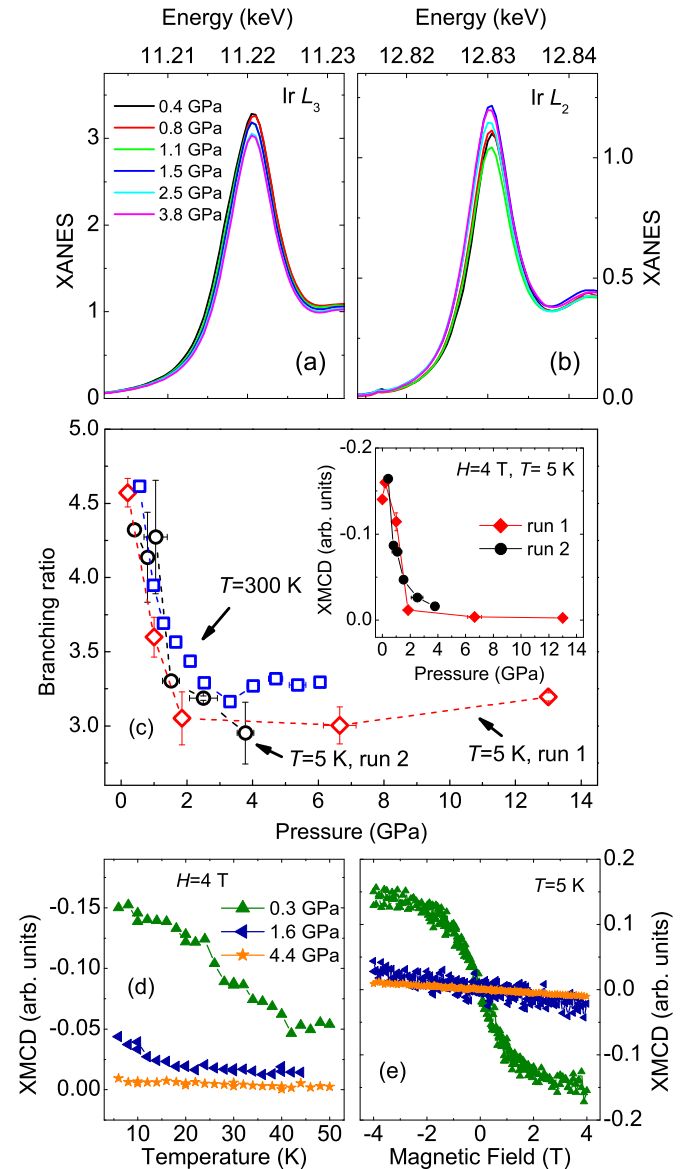


FIG. 1. (a), (b) Ir  $L_{2,3}$  XANES data at  $T = 5$  K as a function of pressure collected in experimental run 2. (c) Pressure dependence of the branching ratio at  $T = 5$  K and 300 K measured in independent experiments. The inset shows the pressure dependence of the XMCD signal for two independent experimental runs (run 1 from Ref. [17]). Note that the collapse of net magnetization coincides with the drop in BR. (d), (e) Temperature- and field-dependent XMCD signal at selected pressures.

the orbital-to-spin moment ratio remains constant across the electronic/magnetic transition observed at  $\sim 1.5$  GPa. The stability of  $\langle L_z \rangle / \langle S_z \rangle$  indicates that the spin-orbit coupling in this material continues to play a key role in dictating the electronic ground state at high pressure.

symmetry/space group does not change in the pressure range where the spin sum rule was applied, we used a pressure-independent  $\langle T_z \rangle / \langle S_z \rangle$  ratio in the spin sum rule to calculate  $\langle S_z \rangle$  and  $\langle L_z \rangle / \langle S_z \rangle$  ratio as a function of pressure.

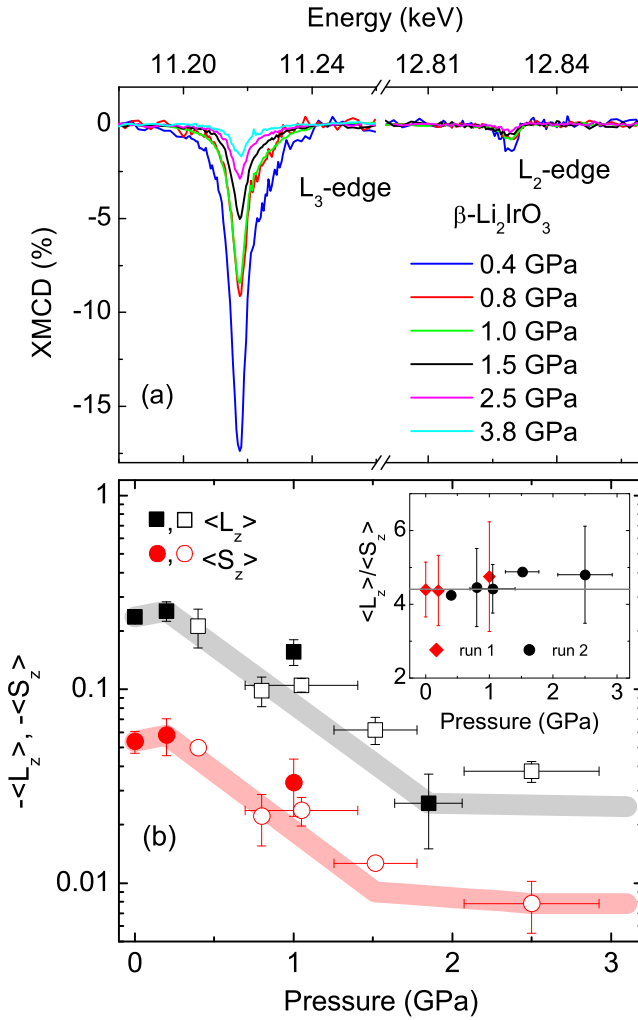


FIG. 2. (a) Normalized XMCD data at the Ir  $L_{2,3}$  edges as a function of pressure for  $\beta$ - $\text{Li}_2\text{IrO}_3$ . The data were collected at  $T = 5$  K,  $H = 4$  T. (b) Pressure dependence of the ground-state expectation values of  $L_z$  and  $S_z$  for two independent experimental runs (run 1, solid symbols; run 2, open symbols). The inset shows the  $\langle L_z \rangle / \langle S_z \rangle$  ratio as a function of pressure [17,52].

We now investigate the mechanism driving the reconstructed  $5d$  state at high pressure. Since XANES probes all the empty  $5d$  states, the measured  $\langle \mathbf{L} \cdot \mathbf{S} \rangle$  includes contributions from a single hole in the  $J_{\text{eff}} = 1/2$  state ( $\langle \mathbf{L} \cdot \mathbf{S} \rangle \approx 1$ ) and four holes in the  $e_g$  states ( $\langle \mathbf{L} \cdot \mathbf{S} \rangle \approx 4 \times 3\zeta_{5d}/10Dq$ ). Here,  $\zeta_{5d}$  is the strength of the effective spin-orbit interaction and  $10Dq$  the octahedral crystal field ( $\zeta_{5d} \ll 10Dq$ ). Configuration interaction calculations indicate that a reduction in  $\zeta_{5d}$  from 0.25 to 0.1 eV between pressures of 1.3 and 1.7 GPa can reproduce the BR data [33], although a physical explanation for such a strong reduction in  $\zeta_{5d}$  in these atomic calculations is not apparent. Density functional theoretical calculations, which properly account for band effects, provide additional insight. As has been shown for both  $\alpha$ - $\text{RuCl}_3$  [30] and  $\beta$ - $\text{Li}_2\text{IrO}_3$  [53], electron correlations ( $U_{\text{eff}} = U - J_H$  where  $U$  is the on-site Coulomb repulsion and  $J_H$  is Hund's coupling) have a significant impact on the effective strength of spin-orbit interactions in the  $5d$  bands, hence on BR. Calculations on  $\beta$ - $\text{Li}_2\text{IrO}_3$  with an am-

bient pressure structure and  $U_{\text{eff}} = 2.5$  eV (without magnetic order) give  $\text{BR} = 4.32$ , while calculations using the 3.08 GPa structure with  $U_{\text{eff}} = 1$  eV give  $\text{BR} = 3.45$  (when considering magnetic order at ambient pressure and  $U_{\text{eff}} = 2.5$  eV, BR changes to 4.66; see Supplemental Material for more details [33]). Such a reduction in  $U_{\text{eff}}$  and a concomitant reduction in the effective strength of SO interactions are driven by a change in the Ir-Ir orbital overlap commensurate with the rather large compressibility of this structure, as discussed below. While a  $J_{\text{eff}}$  description remains valid, pressure pushes  $\beta$ - $\text{Li}_2\text{IrO}_3$  away from the pure  $J_{\text{eff}} = 1/2$  limit. A reduction in  $\zeta_{5d}$  of  $\sim 10\%$  can be obtained from the reduced separation between (predominant)  $J_{\text{eff}} = 1/2, 3/2$  bands. Also, the  $J_{\text{eff}} = 3/2$  character near the Fermi level increases from 16% to 21%; see Ref. [33]. This is in good agreement with results in Ref. [53], where a 22% reduction in  $\zeta_{5d}$  is seen when  $U_{\text{eff}}$  is reduced twice as much from 3.0 to 0.0 eV without a lattice contraction. Also, since  $J_H \sim 0.5$ – $1.0$  eV, a sizable  $U \sim 1.5$ – $2.0$  eV remains active in the high-pressure phase, explaining the preservation of the insulating gap as seen in transport measurements discussed below. The density functional theory (DFT) calculations show a rather constant  $\langle L_z \rangle / \langle S_z \rangle \approx 3.51$ , in agreement with experiment. Since the lattice structure does not display discontinuities at the electronic transition, the suddenness of the BR collapse is likely a manifestation of the intricate interplay between  $U$ ,  $\zeta_{5d}$ , and bandwidth that is a hallmark of this and other iridate systems. We note that other explanations for the BR drop, such as charge transfer from oxygen to Ir sites [54] or strong deviations from octahedral symmetry [33], can be ruled out by our data. We now turn to the structural response in order to seek further insight into the sudden electronic reconstruction and apparent collapse of magnetic order.

Powder and single-crystal x-ray diffraction (XRD) measurements were conducted at HPCAT beamline 16-BM-D of the Advanced Photon Source and P02.2 beamline of Petra III, respectively. Further details on the collection and analyses of the XRD data are given in the Supplemental Material [33]. No structural phase transition is observed to 3.7 GPa, which encompasses the electronic phase transition observed around 1.5 GPa. A new phase clearly emerges above 4.05 GPa [33]. Lattice parameters were refined within the ambient pressure orthorhombic crystal structure (space group  $Fdddz$ ) up to  $P = 3.7$  GPa. The pressure-dependent lattice parameters and Ir-Ir ( $X, Y, Z$ ) bond lengths are shown in Figs. 3(a) and 3(b). The  $b$  lattice parameter contracts at a faster rate than its  $a$  and  $c$  counterparts [ $\frac{\Delta a/a_0}{\Delta P} = -0.30(1)\%/GPa$ ,  $\frac{\Delta b/b_0}{\Delta P} = -0.47(1)\%/GPa$ , and  $\frac{\Delta c/c_0}{\Delta P} = -0.31(2)\%/GPa$ ]. The faster  $b$  axis compression leads to a nearly twofold increase in the compression rate of ( $X, Y$ ) Ir-Ir bonds relative to  $Z$  bonds (1.3% vs 0.7% from 1 bar to 3 GPa; see Fig. 3(b)). This is in striking agreement with theoretical calculations of optimized lattices in this material [28], where ( $X, Y$ ) and  $Z$  bonds contract by 3.4% and 1.7%, respectively, at 10.2 GPa. The new crystal structure, persisting to the highest measured pressure of 8.5 GPa, was refined using single-crystal data as having monoclinic symmetry, space group  $C2/c$ , and lattice parameters (at 5.8 GPa)  $a = 5.7930(8)$  Å,  $b = 8.0824(16)$  Å,  $c = 9.144(2)$  Å, and  $\beta = 106.777(15)^\circ$  [33]. The first-order structural phase transition is accompanied by a volume collapse of  $\sim 0.7\%$  at  $\sim 4.4$  GPa. The degeneracy of ( $X, Y$ )

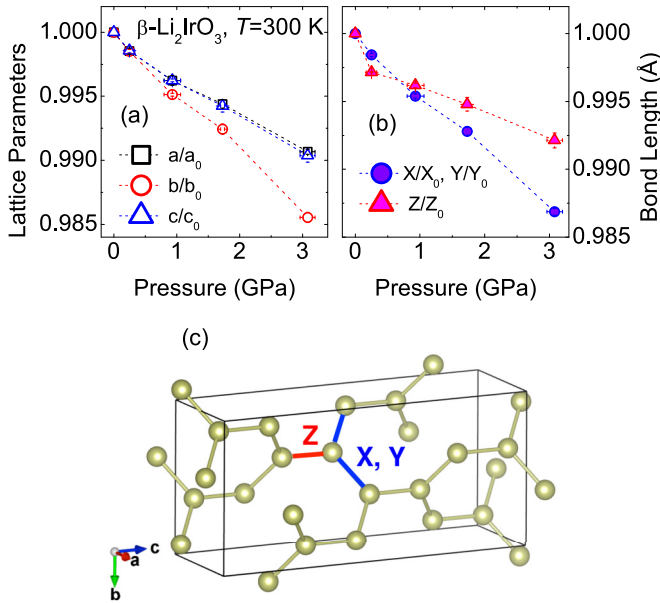


FIG. 3. Pressure dependence of (a) lattice parameters and (b)  $X$ ,  $Y$ , and  $Z$  bond lengths, all normalized to ambient pressure values. Note that in the  $Fdddz$  space group,  $X$  and  $Y$  bond lengths are equal by symmetry. (c) Hyperhoneycomb structure of Ir atoms in  $\beta$ -Li<sub>2</sub>IrO<sub>3</sub>. The blue  $X$  and  $Y$  bonds form the zigzag chains in the hyperhoneycomb network. The red bonds represent the  $Z$  bonds which bridge the zigzag chains. The structure was visualized via VESTA software [55].

bonds is broken in the monoclinic phase and a reduction in the length of  $Y$  bonds by  $\sim 0.3 \text{ \AA}$  may indicate possible dimerization in  $1/3$  of the Ir-Ir bonds. The strain associated with the increasing anisotropy between  $a$ ,  $c$ , and  $b$  lattice parameters under pressure may trigger the transition to the high-pressure, lower-symmetry monoclinic phase [33].

One may be tempted to conclude that a shift of the structural transition to lower pressures on cooling drives the BR drop and collapse of net magnetization. However, the sudden reduction in BR occurs in the same pressure range at both  $T = 5 \text{ K}$  and  $300 \text{ K}$  [Fig. 1(c)], almost  $\sim 3 \text{ GPa}$  away from the onset of the structural phase transition. A small tetragonal distortion which gradually evolves within the low-pressure phase and changes sign across the structural phase transition does not affect the BR, as seen experimentally and as verified by cluster calculations [33]. In addition,  $\beta$ -Li<sub>2</sub>IrO<sub>3</sub> remains an insulator to at least  $7 \text{ GPa}$ , i.e., above both magnetic and structural transitions. While no signature of an insulator-metal transition is observed, the electronic gap (estimated from fits to the resistivity data) decreases linearly with pressure, likely a result of a reduction in on-site Coulomb interactions upon a pressure-induced increase in bandwidth [33]. This is facilitated by a relatively low bulk modulus ( $100 \text{ GPa}$ ) compared to that of Sr<sub>3</sub>Ir<sub>2</sub>O<sub>7</sub> ( $157 \text{ GPa}$ ) [56] and Sr<sub>2</sub>IrO<sub>4</sub> ( $174 \text{ GPa}$ ) [47]. If a collapse of local magnetic moment were to take place at the electronic transition, one would expect a sudden change in the Mott-Hubbard gap, which is not observed [17].

A recent high-pressure study on the polytype  $\gamma$ -Li<sub>2</sub>IrO<sub>3</sub> reveals that the zero-field incommensurate spiral magnetic structure seen in both this and  $\beta$  polytypes at ambient pressure

is no longer present above  $\sim 1.5 \text{ GPa}$  [57], the same pressure where the (in-field) XMCD signal is strongly suppressed, pointing to a common ground state. Since XMCD probes net magnetization, it cannot directly rule out ordered phases with mute dc susceptibility. However, the strong suppression of the magnetic ordering temperature of  $\beta$ -Li<sub>2</sub>IrO<sub>3</sub> at  $1.0 \text{ GPa}$  (from  $\sim 38 \text{ K}$  to  $\sim 15 \text{ K}$ ) [17] suggests vanishing of magnetic ordering at the electronic transition. This is confirmed by temperature- and field-dependent XMCD measurements which show no signs of magnetic ordering and a paramagnetic response in applied magnetic field [Figs. 1(d) and 1(e)]. These results point to a magnetically disordered state with strong magnetic correlations, i.e., a quantum paramagnet or QSL state. In the absence of strong magnetic correlations, one would observe a high magnetic susceptibility and sizable XMCD signal originating from a field-induced alignment of local moments. The XMCD signal of  $\sim 1.5\%$  observed at the  $L_3$  edge in the magnetically disordered phase at  $H = 4 \text{ T}$  and  $T = 5 \text{ K}$  corresponds to a field-induced moment of about  $\sim 0.04 \mu_B/\text{Ir}$ . This is inconsistent with an uncorrelated paramagnetic state which would display a nearly tenfold increase in induced moment under such  $H/T$  conditions and provides strong support for the presence of interacting, localized moments which do not order as a result of frustrated exchange interactions. That the system remains insulating to  $7 \text{ GPa}$  lends further support to the presence of interacting local moments above  $2 \text{ GPa}$ .

The effect of pressure on lattice structure, local moment, and intricate exchange couplings in  $\beta$ -Li<sub>2</sub>IrO<sub>3</sub> was recently investigated using *ab initio* density functional theory calculations [28]. It is found that anisotropic compression of Ir-Ir bonds forming the hyperhoneycomb network significantly alters the relative strength of direct and indirect hopping channels between  $d$  orbitals. In particular, a large increase in  $t_{dd\sigma}$  hopping with pressure causes the bond-directional symmetric anisotropic (SA) exchange interaction ( $\Gamma$  in  $J$ - $K$ - $\Gamma$  spin Hamiltonians [31]) to become dominant over Heisenberg ( $J$ ) and Kitaev ( $K$ ) interactions. Remarkably, this crossover takes place at an (effective) pressure of  $P = 1.4 \text{ GPa}$ . It has been shown that pure SA interactions lead to a macroscopically degenerate manifold of classical ground states in hyperhoneycomb [three-dimensional (3D)] lattices [58], a signature of frustration [29]. Quantum calculations on finite size honeycomb [two dimensional] lattices also confirm the absence of magnetic order in pure SA models [58], and it was recently suggested that this ground state continuously connects to the Kitaev QSL in the presence of bond anisotropy [32]. Our single-crystal XRD experiments at high pressure show the same type of  $(X, Y)$ - and  $Z$ -bond anisotropic compression seen in the theoretical calculations despite the lack of exact agreement in the compressibility of the lattice parameters. This lends support to the SA interaction model put forward in Ref. [28] as one possible mechanism explaining the apparent disappearance of magnetic order in  $\beta$ -Li<sub>2</sub>IrO<sub>3</sub>. Since the electronic reconstruction accompanies disappearance of magnetic order while keeping a finite charge gap (with no change in lattice symmetry), it is possible that a 3D spin-liquid state is stabilized under increasing strength of the bond-dependent SA interactions under pressure. Probing the electronic and magnetic ground state that emerges in the

high-pressure phase with other techniques, such as resonant inelastic x-ray scattering or inelastic neutron scattering, may shed additional details on whether the magnetic excitations are indeed nontrivial, as expected for a QSL state.

We thank A. Pakhomova for help with the single crystal experiment at beamline P02.2 of Petra III. We also thank H.-P. Liermann, A. Ehnes, and I. Schwark for the use of ECSI/Petra III facilities. Work at Argonne is supported by the U.S. Department of Energy, Office of Science, Office of Basic Energy Sciences, under Contract No. DE-AC-02-06CH11357. L.S.I.V. was partly supported by FAPESP (SP-Brazil) under Contract No. 2013/14338-3 during the experiments at APS. Work at UCL is supported by the UK Engineering and Physical Sciences Research Council (EPSRC) (Grants No. EP/N027671/1 and No. EP/N034694/1). C.A.E. Jr. was supported by FAPESP (SP-Brazil) under Contract No. 2016/24137-3. G.F. was partly supported by the U.S. Department of Energy, Office of Science, Office of Basic Energy Sciences, under Contract No. DE-SC00112704, and Early Career Award Program under Award No. 1047478. M.v.V. is also supported by the

U.S. Department of Energy (DOE), Office of Basic Energy Sciences, Division of Materials Sciences and Engineering under Award No. DE-FG02-03ER46097. Research at Washington University was supported by the National Science Foundation (NSF) through Grants No. DMR-1104742 and No. 1505345. P.P.S. and H.-Y.K. are supported by Natural Sciences and Engineering Research Council of Canada. Computations were mainly performed on the GPC supercomputer at the SciNet HPC Consortium. SciNet is funded by the Canada Foundation for Innovation under the auspices of Compute Canada, the Government of Ontario, the Ontario Research Fund-Research Excellence, and the University of Toronto. We also thank GSECARS for use of laser drilling facilities. HPCAT operations are supported by the U.S. Department of Energy (DOE) National Nuclear Security Administration (NNSA) under Award No. DE-NA0001974 and Department of Energy (DOE) Basic Energy Sciences (BES) under Award No. DE-FG02-99ER45775, with partial instrumentation funding by National Science Foundation (NSF). Part of this research was carried out at PETRA III at DESY, a member of Helmholtz Association (HGF).

- 
- [1] Y. Chen, Y.-M. Lu, and H.-Y. Kee, *Nat. Commun.* **6**, 6593 (2015).
- [2] B.-J. Yang and Y. B. Kim, *Phys. Rev. B* **82**, 085111 (2010).
- [3] W. Witczak-Krempa and Y. B. Kim, *Phys. Rev. B* **85**, 045124 (2012).
- [4] J.-M. Carter, V. V. Shankar, M. A. Zeb, and H.-Y. Kee, *Phys. Rev. B* **85**, 115105 (2012).
- [5] G. Jackeli and G. Khaliullin, *Phys. Rev. Lett.* **102**, 017205 (2009).
- [6] W. Witczak-Krempa, G. Chen, Y. B. Kim, and L. Balents, *Annu. Rev. Condens. Matter Phys.* **5**, 57 (2014).
- [7] I. Kimchi, J. G. Analytis, and A. Vishwanath, *Phys. Rev. B* **90**, 205126 (2014).
- [8] A. Kitaev, *Ann. Phys.* **321**, 2 (2006).
- [9] J. G. Rau, E. Kin-Ho Lee, and H.-Y. Kee, *Annu. Rev. Condens. Matter Phys.* **7**, 195 (2015).
- [10] J. Chaloupka, G. Jackeli, and G. Khaliullin, *Phys. Rev. Lett.* **110**, 097204 (2013).
- [11] G. Cao, T. F. Qi, L. Li, J. Terzic, V. S. Cao, S. J. Yuan, M. Tovar, G. Murthy, and R. K. Kaul, *Phys. Rev. B* **88**, 220414 (2013).
- [12] F. Ye, S. Chi, H. Cao, B. C. Chakoumakos, J. A. Fernandez-Baca, R. Custelcean, T. F. Qi, O. B. Korneta, and G. Cao, *Phys. Rev. B* **85**, 180403 (2012).
- [13] Y. Singh, S. Manni, J. Reuther, T. Berlijn, R. Thomale, W. Ku, S. Trebst, and P. Gegenwart, *Phys. Rev. Lett.* **108**, 127203 (2012).
- [14] S. K. Choi, R. Coldea, A. N. Kolmogorov, T. Lancaster, I. I. Mazin, S. J. Blundell, P. G. Radaelli, Y. Singh, P. Gegenwart, K. R. Choi, S.-W. Cheong, P. J. Baker, C. Stock, and J. Taylor, *Phys. Rev. Lett.* **108**, 127204 (2012).
- [15] S. Hwan Chun, J.-W. Kim, J. Kim, H. Zheng, C. C. Stoumpos, C. D. Malliakas, J. F. Mitchell, K. Mehlawat, Y. Singh, Y. Choi, T. Gog, A. Al-Zein, M. M. Sala, M. Krisch, J. Chaloupka, G. Jackeli, G. Khaliullin, and B. J. Kim, *Nat. Phys.* **11**, 462 (2015).
- [16] J. Knolle, G.-W. Chern, D. L. Kovrizhin, R. Moessner, and N. B. Perkins, *Phys. Rev. Lett.* **113**, 187201 (2014).
- [17] T. Takayama, A. Kato, R. Dinnebier, J. Nuss, H. Kono, L. S. I. Veiga, G. Fabbris, D. Haskel, and H. Takagi, *Phys. Rev. Lett.* **114**, 077202 (2015).
- [18] A. Biffin, R. D. Johnson, S. Choi, F. Freund, S. Manni, A. Bombardi, P. Manuel, P. Gegenwart, and R. Coldea, *Phys. Rev. B* **90**, 205116 (2014).
- [19] R. Schaffer, E. K.-H. Lee, Y.-M. Lu, and Y. B. Kim, *Phys. Rev. Lett.* **114**, 116803 (2015).
- [20] K. A. Modic, T. E. Smidt, I. Kimchi, N. P. Breznay, A. Biffin, S. Choi, R. D. Johnson, R. Coldea, P. Watkins-Curry, G. T. McCandless, J. Y. Chan, F. Gandara, Z. Islam, A. Vishwanath, A. Shekhter, R. D. McDonald, and J. G. Analytis, *Nat. Commun.* **5**, 4203 (2014).
- [21] A. Glamazda, P. Lemmens, S. H. Do, Y. S. Choi, and K. Y. Choi, *Nat. Commun.* **7**, 12286 (2016).
- [22] B. Perreault, J. Knolle, N. B. Perkins, and F. J. Burnell, *Phys. Rev. B* **92**, 094439 (2015).
- [23] A. Banerjee, C. A. Bridges, J. Q. Yan, A. A. Aczel, L. Li, M. B. Stone, G. E. Granroth, M. D. Lumsden, Y. Yiu, J. Knolle, S. Bhattacharjee, D. L. Kovrizhin, R. Moessner, D. A. Tennant, D. G. Mandrus, and S. E. Nagler, *Nat. Mater.* **15**, 733 (2016).
- [24] S. M. Winter, Y. Li, H. O. Jeschke, and R. Valentí, *Phys. Rev. B* **93**, 214431 (2016).
- [25] A. Biffin, R. D. Johnson, I. Kimchi, R. Morris, A. Bombardi, J. G. Analytis, A. Vishwanath, and R. Coldea, *Phys. Rev. Lett.* **113**, 197201 (2014).
- [26] S. C. Williams, R. D. Johnson, F. Freund, S. Choi, A. Jesche, I. Kimchi, S. Manni, A. Bombardi, P. Manuel, P. Gegenwart, and R. Coldea, *Phys. Rev. B* **93**, 195158 (2016).
- [27] Y. Singh and P. Gegenwart, *Phys. Rev. B* **82**, 064412 (2010).
- [28] H.-S. Kim, Y. B. Kim, and H.-Y. Kee, *Phys. Rev. B* **94**, 245127 (2016).
- [29] E. K.-H. Lee and Y. B. Kim, *Phys. Rev. B* **91**, 064407 (2015).
- [30] H.-S. Kim, V. Shankar V., A. Catuneanu, and H.-Y. Kee, *Phys. Rev. B* **91**, 241110 (2015).

- [31] J. G. Rau, E. K.-H. Lee, and H.-Y. Kee, *Phys. Rev. Lett.* **112**, 077204 (2014).
- [32] A. Catuneanu, Y. Yamaji, G. Wachtel, H.-Y. Kee, and Y. B. Kim, [arXiv:1701.07837](https://arxiv.org/abs/1701.07837).
- [33] See Supplemental Material at <http://link.aps.org/supplemental/10.1103/PhysRevB.96.140402> for details on the experimental methods used in collecting XRD, XANES/XMCD, and resistivity data at high pressures, and theoretical calculations including configuration interaction, cluster, and density functional theory calculations, which includes Refs. [34–44].
- [34] A. L. Bail, H. Duroy, and J. Fourquet, *Mater. Res. Bull.* **23**, 447 (1988).
- [35] J. S. Schilling, *Mater. Res. Soc. Symp. Proc.* **22**, 79 (1984).
- [36] A. D. Chijioke, W. J. Nellis, A. Soldatov, and I. F. Silvera, *J. Appl. Phys.* **98**, 114905 (2005).
- [37] J. Lim, G. Fabbris, D. Haskel, and J. S. Schilling, *Phys. Rev. B* **91**, 045116 (2015).
- [38] K. Shimizu, K. Amaya, and N. Suzuki, *J. Phys. Soc. Jpn.* **74**, 1345 (2005).
- [39] S. Chikara, D. Haskel, J.-H. Sim, H.-S. Kim, C.-C. Chen, G. Fabbris, L. S. I. Veiga, N. M. Souza-Neto, J. Terzic, K. Butrouna, G. Cao, M. J. Han, and M. van Veenendaal, *Phys. Rev. B* **92**, 081114 (2015).
- [40] B. T. Thole and G. van der Laan, *Phys. Rev. A* **38**, 1943 (1988).
- [41] J.-H. Sim, H. Yoon, S. H. Park, and M. J. Han, *Phys. Rev. B* **94**, 115149 (2016).
- [42] M. J. Han, T. Ozaki, and J. Yu, *Phys. Rev. B* **73**, 045110 (2006).
- [43] T. Ozaki and H. Kino, *Phys. Rev. B* **72**, 045121 (2005).
- [44] T. Ozaki and H. Kino, *Phys. Rev. B* **69**, 195113 (2004).
- [45] G. van der Laan and B. T. Thole, *Phys. Rev. Lett.* **60**, 1977 (1988).
- [46] M. A. Laguna-Marco, D. Haskel, N. Souza-Neto, J. C. Lang, V. V. Krishnamurthy, S. Chikara, G. Cao, and M. van Veenendaal, *Phys. Rev. Lett.* **105**, 216407 (2010).
- [47] D. Haskel, G. Fabbris, M. Zhernenkov, P. P. Kong, C. Q. Jin, G. Cao, and M. van Veenendaal, *Phys. Rev. Lett.* **109**, 027204 (2012).
- [48] M. A. Laguna-Marco, G. Fabbris, N. M. Souza-Neto, S. Chikara, J. S. Schilling, G. Cao, and D. Haskel, *Phys. Rev. B* **90**, 014419 (2014).
- [49] B. T. Thole, P. Carra, F. Sette, and G. van der Laan, *Phys. Rev. Lett.* **68**, 1943 (1992).
- [50] P. Carra, B. T. Thole, M. Altarelli, and X. Wang, *Phys. Rev. Lett.* **70**, 694 (1993).
- [51] C. T. Chen, Y. U. Idzerda, H.-J. Lin, N. V. Smith, G. Meigs, E. Chaban, G. H. Ho, E. Pellegrin, and F. Sette, *Phys. Rev. Lett.* **75**, 152 (1995).
- [52] The spin sum rule requires knowledge of the magnetic dipole operator  $\langle T_z \rangle$ . We have determined  $\langle T_z \rangle$  at ambient pressure using the spin sum rule with  $\langle S_z \rangle$  obtained by subtracting the orbital moment from the net magnetization [superconducting quantum interference device (SQUID) data] at 4 T. Since the point/symmetry space group does not change in the pressure range where the spin sum rule was applied, we used a pressure-independent  $\langle T_z \rangle / \langle S_z \rangle$  ratio in the spin sum rule to calculate  $\langle S_z \rangle$  and  $\langle L_z \rangle / \langle S_z \rangle$  ratio as a function of pressure.
- [53] H.-S. Kim, E. K.-H. Lee, and Y. B. Kim, *Europhys. Lett.* **112**, 67004 (2015).
- [54] In a hypothetical scenario, a transition to a fully occupied  $J_{\text{eff}} = 1/2$  ( $\text{Ir}^{3+}$ ,  $5d^6$ ) state would also result in a sizable reduction in BR [46], but the required charge transfer energies are unphysical and we do not observe an energy shift of the leading absorption edge or peak absorption with pressure.
- [55] K. Momma and F. Izumi, *J. Appl. Crystallogr.* **41**, 653 (2008).
- [56] C. Donnerer, Z. Feng, J. G. Vale, S. N. Andreev, I. V. Solovyev, E. C. Hunter, M. Hanfland, R. S. Perry, H. M. Rønnow, M. I. McMahon, V. V. Mazurenko, and D. F. McMorrow, *Phys. Rev. B* **93**, 174118 (2016).
- [57] N. P. Breznay, A. Ruiz, A. Frano, W. Bi, R. J. Birgeneau, D. Haskel, and J. G. Analytis, *Phys. Rev. B* **96**, 020402 (2017).
- [58] I. Rousochatzakis and N. B. Perkins, *Phys. Rev. Lett.* **118**, 147204 (2017).