



11-2018

Trust Central Eases Funding Decisions with Data

Marden F. Munoz
The Children's Trust

Follow this and additional works at: https://repository.upenn.edu/admindata_conferences_presentations_2018

Munoz, Marden F, "Trust Central Eases Funding Decisions with Data" (2018). *2018 ADRF Network Research Conference Presentations*. 19.

https://repository.upenn.edu/admindata_conferences_presentations_2018/19

DOI <https://doi.org/10.23889/ijpds.v3i5.1088>

This paper is posted at ScholarlyCommons. https://repository.upenn.edu/admindata_conferences_presentations_2018/19
For more information, please contact repository@pobox.upenn.edu.

Trust Central Eases Funding Decisions with Data


Abstract

The Children's Trust is a local government taxing authority that uses property tax dollars to fund programming for Miami-Dade County children and families. To become more efficient, Trust Central was created and now automates our full business cycle. Data flow is solicitation → contracting → program metrics → solicitation. Agencies apply for funding, contract to provide services, report their progress. Their progress is used to determine future solicitation criteria. Data automatically flows from one module to another.

Trust Central allowed us to move from using 5 data points to make funding decisions to 24 data points. We were able to look across our various initiatives to ensure that our funding decisions were equitable. Funding decisions were backed by data and easy to share with applicants. We created context and communicated funding decisions in a way that reduced emotional conflicts and appeals. As a reference point, we had 96 appeal meetings last funding cycle - this funding cycle no appeal meetings and only 19 review meetings; a cost savings of \$15,850 in meetings. Another reference point, we spent 1 week reviewing data to make funding decisions last funding cycle - this funding cycle we spent 4 weeks reviewing data in a more meaningful and valuable way. We made \$68M in funding decisions without any negative feedback from the community. Our relationship with the community pivoted from negative to positive. This is a first for us! We are now positioned to be a mentor for both governmental and non-governmental funders.

Comments

DOI <https://doi.org/10.23889/ijpds.v3i5.1088>



**The
Children's Trust
Trust Central Eases Funding
Decisions with Data**

Marden F. Muñoz
Data Strategist

The Children's Trust

Our mission is to partner with the community to plan, advocate for and fund strategic investments that improve the lives of all children and families in Miami-Dade County.

We envision a community that works together to provide the essential foundations to enable every child to achieve their full potential.

Because All Children Are Our Children

TRUST CENTRAL



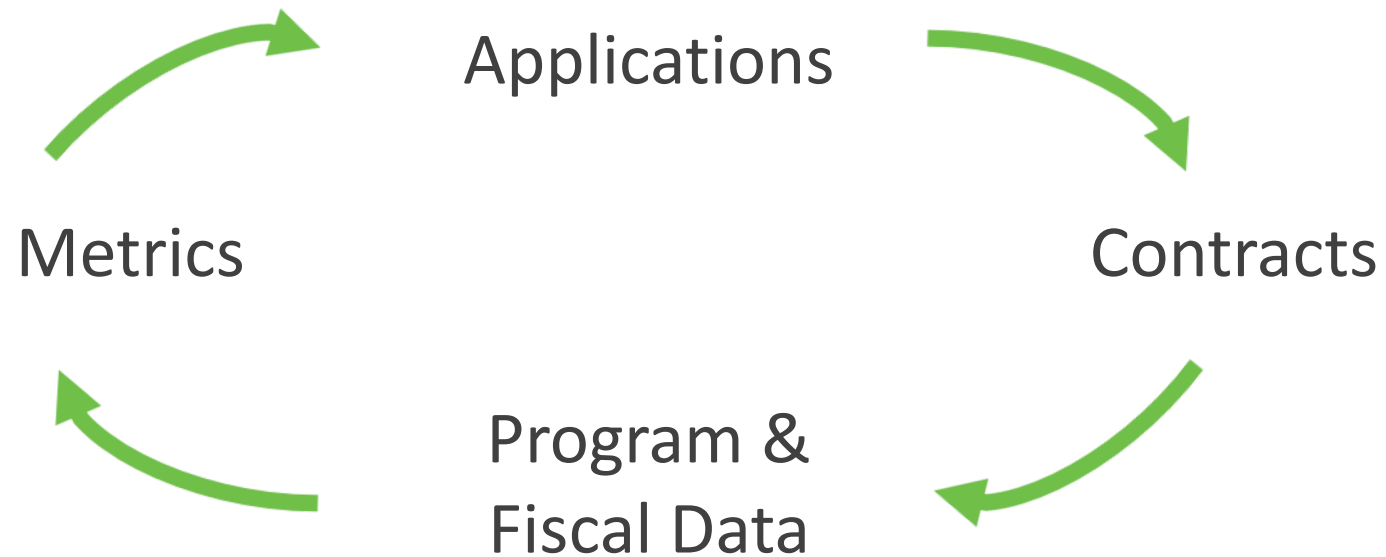
Our Gateway to Information Collection and Insight

Web-Based Application Builder

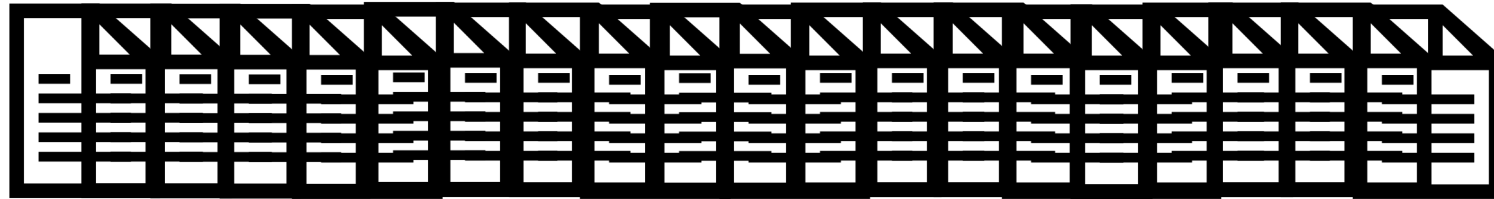
Data Collection

Business Intelligence

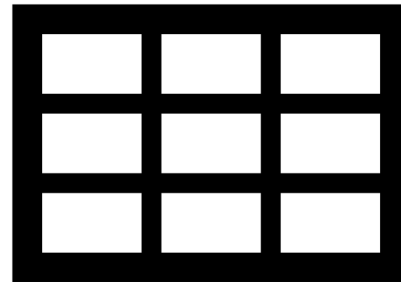
Business Cycle Supported with Data Flow



The Ancient Way



The Old Way



The Trust Central Way





Grants



RECORDS

Qualifications

Applications

Awards

Funding Opportunities

Options

RFP 2018-02 YOUTH DEVELOPMENT

Modify

Preview

Questions 290

Fiscal Review

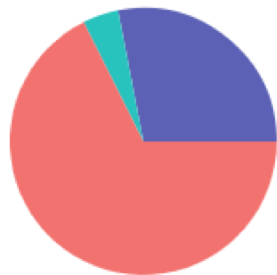
Email Interviews

Team Review

Scenarios

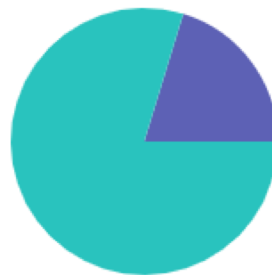
Map

APPLICATION STATUS



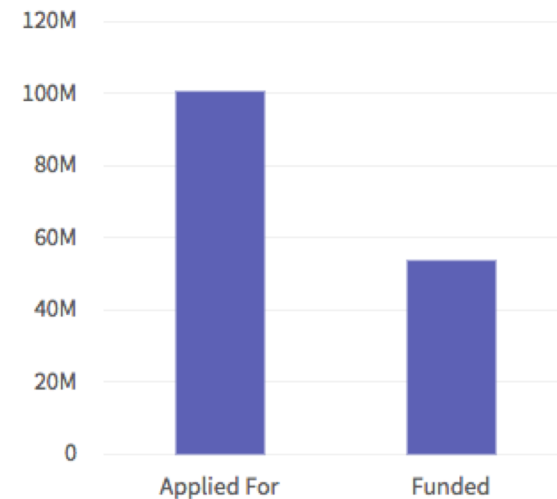
Pending Rejected Reviewed

AWARD STATUS



Award Denied Award Granted

FUNDED





Grants



Records

RFP 2018-02 YOU



Filter 1

Search...

Drag a column here to

Agency ↑

1	Abriendo Puer
2	Abriendo Puer
3	Abundant Livi
4	Abundant Livi
5	ACOP
6	Adults Mankin
7	Adults Mankin
8	Amigos Toget
9	ARC
10	ARC
11	Arts for Learni
12	Arts for Learni

Vivianne scenario

- Applications
- Activities
- Budget Expenses
- Budget Expenses Subcontractors
- Estimated Unit Cost
- Organizational Capacity
- Participant Outcomes
- Participants
- Partners and Service Linkage
- Program Participation
- Sites
- Staffing
- [Delete Scenario]

Updated Scenario - Stephanie

- Applications
- Activities
- Budget Expenses**
- Budget Expenses Subcontractors
- Estimated Unit Cost
- Organizational Capacity
- Participant Outcomes
- Participants
- Partners and Service Linkage
- Program Participation
- Sites
- Staffing
- [Delete Scenario]

Deborah

- Applications
- Activities
- Budget Expenses
- Budget Expenses Subcontractors
- Estimated Unit Cost
- Organizational Capacity
- Participant Outcomes
- Participants
- Partners and Service Linkage
- Program Participation
- Sites
- Staffing
- [Delete Scenario]

Viable - All

- Applications
- Activities



MARDEN MUNOZ



Home / Grants / Scenarios

ns ▾	Applications ▾	Awards ▾	Funding Opportunities	Options ▾
------	----------------	----------	-----------------------	-----------

DY

Generate Award(s)

Grid

Select Mode

Settings

Download

Merge

217

Application Budget ...	Total Amount Subc...	Total Amount as a ...	Division	Total Match Amount	Total Program Cost	SM # Slots total - A...	F
\$753721.70	\$42340.00			\$124975.20	\$878696.90	240	1
\$92741.44	\$7800.00			\$178628.12	\$271369.56	30	1
\$200697.24				\$94682.28	\$295379.82	60	1
\$352410.00				\$136155.00	\$488565.00	40	1
\$500000.28				\$30030.00	\$530030.28	150	1
\$169274.35				\$32971.25	\$202245.60	60	1
\$164247.63	\$61742.30			\$87043.00	\$251290.63	0	1
\$227650.00				\$60746.00	\$288396.00	0	1
\$1325258.17				\$1420455.00	\$2745713.57	150	1
\$848501.82				\$1123071.09	\$1971572.91	125	1
\$366000.00		\$182613.15		\$425186.00	\$791186.42	60	1
\$253600.25		\$182613.15		\$88776.00	\$342376.25	105	1
Sum: \$94850624.01	Sum: \$10361807.67	Sum: \$3764259.98		Sum: \$38571081.44	Sum: \$133421707.21		



Grants

Records ▾ Qualifications ▾ Applications ▾ Awards ▾ Funding Opportunities Options ▾

RFP 2018-02 YOUTH DEVELOPMENT: SCENARIOS - MARDY

Filter 1 Mardy: Applications Generate Award(s) Grid Select Mode Settings Download Merge

Search... 217

Drag a column here to group by that column

	Template	Application Budget ...	Total Amount Subc...	Total Amount as a Subcontractor	Division	Total Match Amount	Total Program Cost	SM # Slots total - A...	Funded
1	Youth Development: K-5	\$753721.70	\$42340.00			\$124975.20	\$878696.90	240	1
2	Youth Development: 6...	\$92741.44	\$7800.00			\$178628.12	\$271369.56	30	1
3	Youth Development: K-5	\$200697.24				\$94682.28	\$295379.82	60	1
4	Youth Development: 6...	\$352410.00				\$136155.00	\$488565.00	40	1
5	Youth Development: K-5	\$500000.28				\$30030.00	\$530030.28	150	1
6	Youth Development: K-5	\$169274.35				\$32971.25	\$202245.60	60	1
7	Youth Development: 6...	\$164247.63	\$61742.30			\$87043.00	\$251290.63	0	1
8	Youth Development: K-5	\$227650.00				\$60746.00	\$288396.00	0	1
9	Youth Development: K-5	\$1325258.17				\$1420455.00	\$2745713.57	150	1
10	Youth Development: 6...	\$848501.82				\$1123071.09	\$1971572.91	125	1
11	Youth Development: K-5	\$366000.00		\$182613.15		\$425186.00	\$791186.42	60	1
12	Youth Development: 6...	\$253600.25		\$182613.15		\$88776.00	\$342376.25	105	1
		Sum: \$94850624.01	Sum: \$10361807.67	Sum: \$3764259.98		Sum: \$38571081.44	Sum: \$133421707.21		



Grants

Records Qualifications Applications Awards Funding Opportunities Options

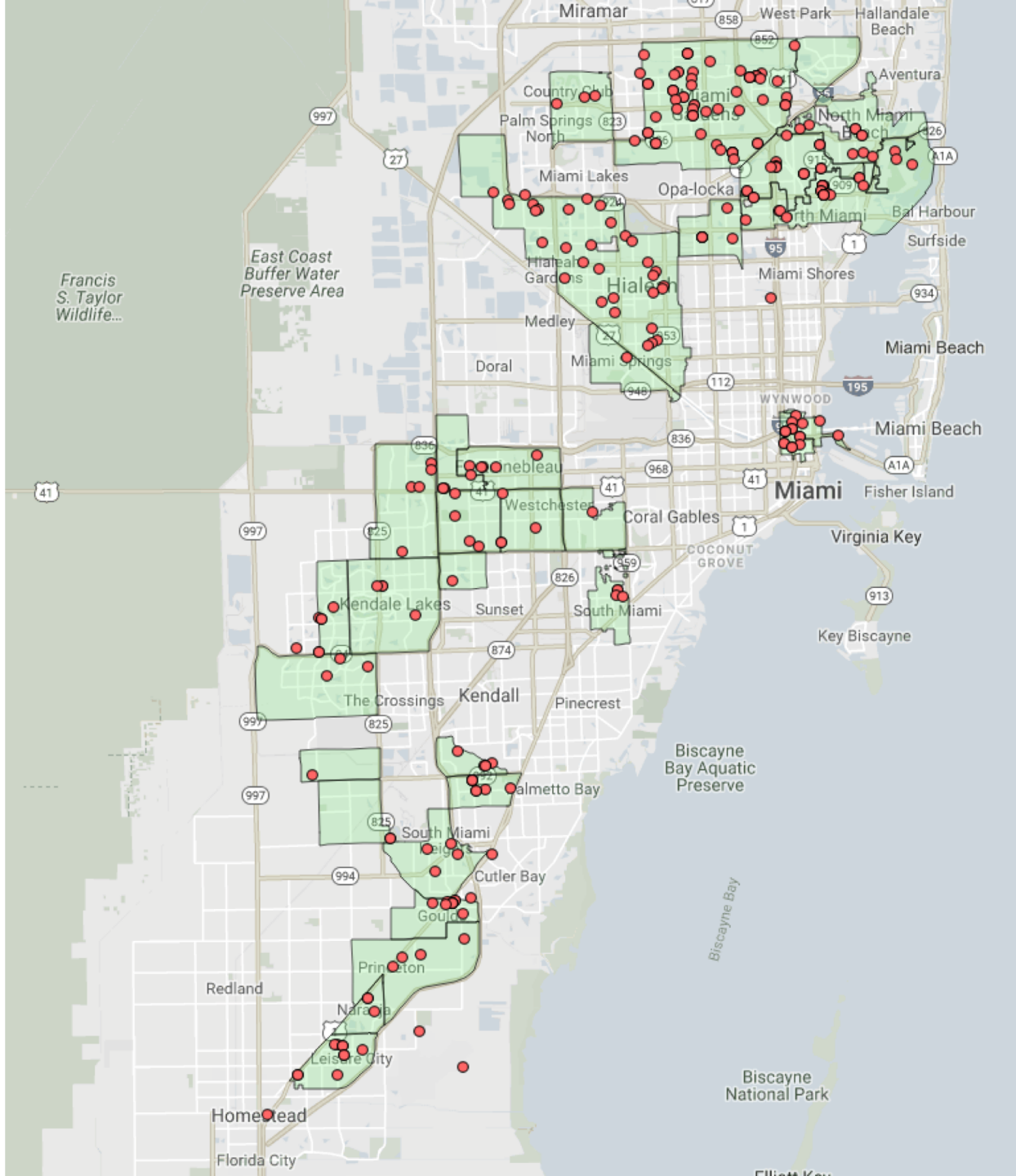
RFP 2018-02 YOUTH DEVELOPMENT: SCENARIOS - MARDY 2

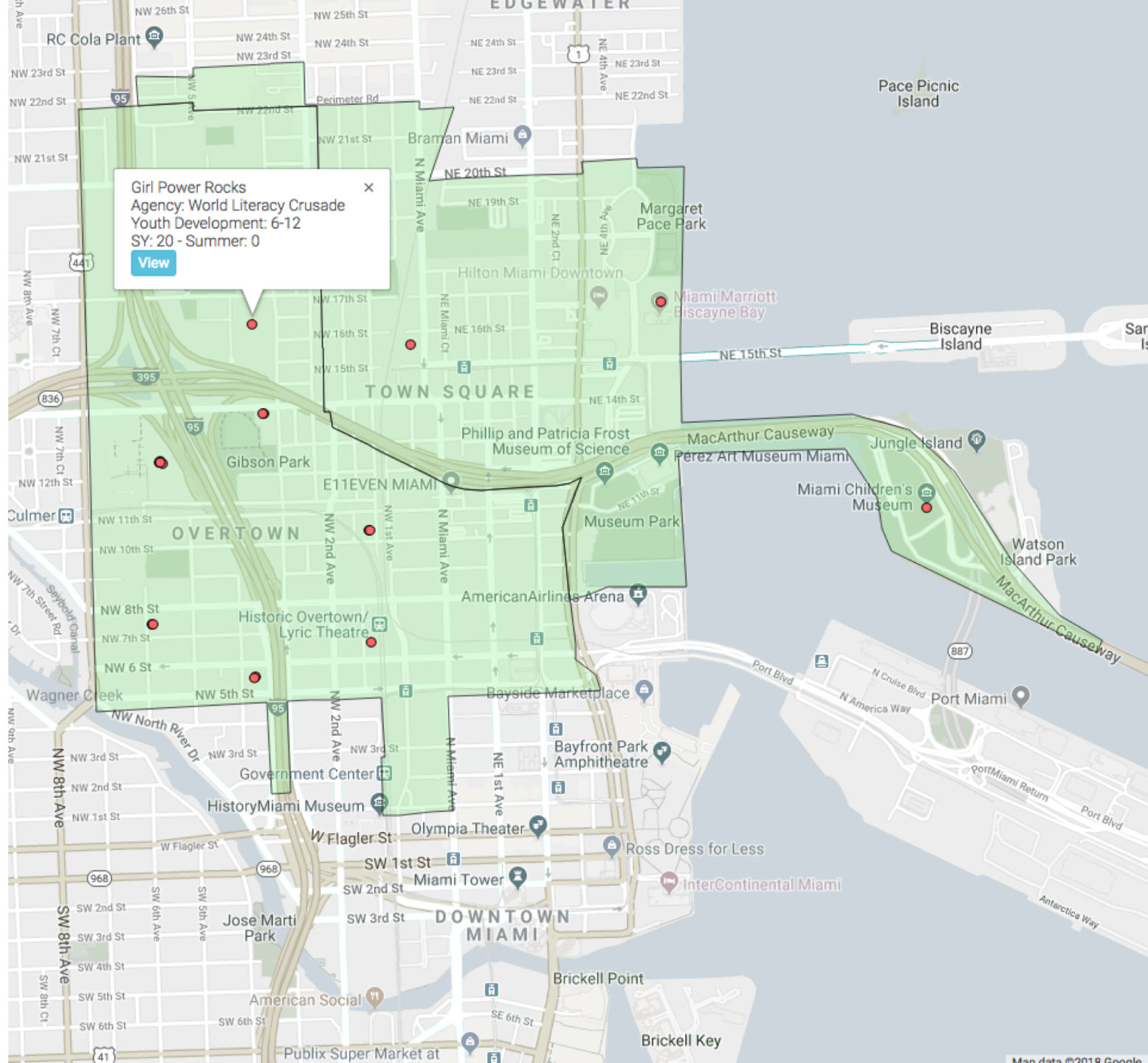
Filter Mardy 2: Sites Multiple Settings Download Merge Search... 276 594

- Grid
- Pivot
- Calendar
- Metrics
- Map

Drag a column here to group by that column

	Priority Area	High Poverty Cens...	Agency	Site Name	SM # Slots site - A...	SY # Slots site - Ap...	Site Timeframe	Zip Code
582	University Park	1	La Vina Del Senor	Kidz XL	25	0	Summer	33165
583	University Park	0	FIU	Dr. Carlos J. Finlay Ele...	0	60	School Year	33184
584	Westchester	0	YMCA	Banyan Elementary Sc...	0	30	School Year	33155
585	Westchester	1	FIU	Coral Park Elementary ...	0	60	School Year	33174
586	Westview	1	Voices For Children/Gu...	Miami Dade College - ...	35	40	School Year,Summer	33167
587	Westview	1	Educate Tomorrow	Miami Dade College - ...	0	40	School Year	33167
588	Westview	1	Opa-Locka Communit...	Carrie P. Meek/Westvi...	25	30	School Year,Summer	33167
589	Westview	1	Concerned African	Miami Dade College - ...	100	0	Summer	33167
590	Westview	1	Opa-Locka Communit...	Henry E. S. Reeves Ele...	30	30	School Year,Summer	33167
591	Westview	1	South Florida Youth Sy...	Miami Dade College - ...	60	0	Summer	33167
592	Westview	1	Miami Dade College	Miami Dade College - ...	30	0	Summer	33167
593	Westwood Lakes	1	YMCA	Cypress Elementary S...	0	45	School Year	33165
594	Westwood Lakes	1	ECQC	Florida Academy Corp.	45	45	School Year,Summer,F...	33165





Funding Decisions backed by Data

Increased data points from 5 to 24

Meaningful review time from 1 to 4 weeks

Allowed time for cross initiative reviews

Reduced emotional conflicts

Reduced appeals from 96 to 0

\$68M in funding decisions without negative feedback

The Children's Trust

Mardy Muñoz

Data Strategist

marden@thechildrenstrust.org

thechildrenstrust.org