

Manuscript version: Author's Accepted Manuscript

The version presented in WRAP is the author's accepted manuscript and may differ from the published version or Version of Record.

Persistent WRAP URL:

<http://wrap.warwick.ac.uk/119365>

How to cite:

Please refer to published version for the most recent bibliographic citation information. If a published version is known of, the repository item page linked to above, will contain details on accessing it.

Copyright and reuse:

The Warwick Research Archive Portal (WRAP) makes this work by researchers of the University of Warwick available open access under the following conditions.

Copyright © and all moral rights to the version of the paper presented here belong to the individual author(s) and/or other copyright owners. To the extent reasonable and practicable the material made available in WRAP has been checked for eligibility before being made available.

Copies of full items can be used for personal research or study, educational, or not-for-profit purposes without prior permission or charge. Provided that the authors, title and full bibliographic details are credited, a hyperlink and/or URL is given for the original metadata page and the content is not changed in any way.

Publisher's statement:

Please refer to the repository item page, publisher's statement section, for further information.

For more information, please contact the WRAP Team at: wrap@warwick.ac.uk.

Trade Blocs and Trade Wars during the Interwar Period*

David S. Jacks (Simon Fraser University and NBER)
Dennis Novy (University of Warwick and CEPR)

June 2019

Abstract

What precisely were the causes and consequences of the trade wars in the 1930s? Were there perhaps deeper forces at work in reorienting global trade prior to the outbreak of World War II? And what lessons may this particular historical episode provide for the present day? To answer these questions, we distinguish between long-run secular trends in the period from 1920 to 1939 related to the formation of trade blocs and short-run disruptions associated with the trade wars of the 1930s. We argue that the trade wars mainly served to intensify pre-existing efforts towards the formation of trade blocs which dated from at least 1920. More speculatively, we argue that the trade wars of the present day may serve a similar purpose as those in the 1930s, that is, the intensification of China- and US-centric trade blocs.

JEL classification: F1, F3, N7

Keywords: Commonwealth, distance, gravity, interwar period, trade blocs, trade wars

Running title: Trade Blocs and Trade Wars

*Paper prepared for a workshop on “Trade Wars” held on April 6, 2019 and organized by the Japan Center for Economic Research. We thank our discussants and the editors as well as the participants at the conference. We also gratefully acknowledge research support from the Economic and Social Research Council (ESRC grant ES/P00766X/1), the Centre for Competitive Advantage in the Global Economy (CAGE, ESRC grant ES/L011719/1) at the University of Warwick, and the Japan Center for Economic Research (JCER). Jacks: Simon Fraser University and NBER, dsjacks@gmail.com. Novy (corresponding author): Department of Economics, University of Warwick, Coventry CV4 7AL, United Kingdom and CEPR, CAGE, CEP/LSE, CESifo, d.novy@warwick.ac.uk.

“Put brutally, it is that barring a political miracle—the whole world is in for the worst dose of economic nationalism that it has ever seen. Worst because it will be deliberate; because the tools are at hand to make it more absolute than ever before; and because the conditions are present that will probably make the resulting dislocation of existing national economics more painful than ever before.” — W. Y. Elliott, *Atlantic Monthly*, October 1933, p. 424.

1. Introduction

With the recent souring of relations between China and the United States, the notion of trade wars is no longer consigned to academic treatments of the disastrous interwar period. Indeed, trade wars have re-emerged as a topic of considerable interest to policymakers. Naturally, outside observers—whether they are academics, the general public, or the investment community—have been quick to draw parallels between recent changes in commercial policy and the experience of the world economy during and after the Great Depression. But what precisely were the causes and consequences of the trade wars in the 1930s? Were there perhaps deeper forces at work in reorienting global trade prior to the outbreak of World War II? And what lessons may this particular historical episode provide for the present day? This paper takes its purpose in providing some answers to these questions, but also in emphasizing the limits of historical parallels across two time periods with some common features but emerging from very different environments.

In section 2, we provide a narrative account of world trade during the interwar period. Following a swift and somewhat surprising post-war recovery, the early 1930s gave rise to a trade collapse in the wake of the Great Depression and the outbreak of protectionism. Here, we stress key developments in commercial policy such as the Smoot-Hawley tariff act, Britain’s exit from both free trade and the gold standard in 1931, and the Imperial Economic Conference of 1932. We also emphasize that the trade wars of the early 1930s were executed primarily against all trade partners and in a distinctly uncoordinated fashion with instances of bilateral retaliation being relatively minor in comparison. Instead, the overwhelming aim of both tariff and non-tariff barriers was as a defense to the deflationary forces embedded in the global economy at the time.

In section 3, we provide a quantitative analysis of bilateral trade flows during the interwar period. Based on a comprehensive annual panel data set drawn from Jacks and

Novy (2018), we analyze the performance of two trade blocs (the Commonwealth and the so-called Reichsmark bloc) and two currency blocs (the gold bloc and the sterling area) first discussed by Eichengreen and Irwin (1995). As organizing principles, we distinguish between long-run secular trends in the period from 1920 to 1939 related to the formation of trade blocs (in particular, the British Commonwealth) and short-run disruptions associated with the trade wars of the early 1930s (in particular, large and widespread declines in bilateral trade, the narrowing of trade imbalances, and sharp drops in average traded distances). We make use of a state-of-the-art gravity model of international trade as our main analytical tool.

A key finding is that trade between Commonwealth countries already began to intensify shortly after World War I and that this trend continued through 1939. We interpret this result as the reorientation of Commonwealth trade towards a more geopolitically-driven goal, in particular the alleviation of many wartime bottlenecks and disruptions to critical resources and war materiel. An important aspect of this reorientation was a concomitant increase in the average distance of bilateral trade flows, reflecting the fact that the key bilateral relationships within the Commonwealth primarily had Britain as their hub and thereby spanned the entire globe. As a result, distance mattered less over time as a determinant of bilateral trade flows within the Commonwealth (i.e., the distance elasticity fell in absolute magnitude). We show that this trend was exclusive to Commonwealth trade and not evident in bilateral trade flows associated with other blocs.

We close our paper in section 4 by drawing out some lessons as well as the limits of historical parallels in helping us to understand trade wars in the present day. First, there are some shared common features across the two periods. In particular, there is the prospect that a formerly dominant multilateral trading system is in danger of being replaced by a set of bilateral “deals”. At the moment, we have not witnessed a collapse of the modern trading system. This is partially for the fact that policymakers seem to have learned some of the lessons of interwar history by not responding in a general fashion to unilateral moves toward protectionism. This does, however, raise the prospect that the trade wars of the present day may serve the same purpose as those in the 1930s, that is, the intensification of existing and nascent trade blocs. Thus, it is easy to imagine a future in which consumers’ preferences, firms’ perceptions of uncertainty, and states’

apprehensions of one another endogenously lead to a reorientation of world trade around China- and US-centric trade blocs. However, the extent to which global value chains can be unraveled arguably places limits on how far this prospective bloc-based trajectory for world trade could proceed.

2. Historical background: post-war recovery, the trade collapse of 1929-1932, and trade blocs versus trade wars in the 1930s

One of the most striking changes arising from World War I can be seen in the simple chronology of European maps. From the wreckage of the Austro-Hungarian and Russian Empires, fully eleven new nation-states arose. Thus, East-Central Europe went from having three principal borders among Austria-Hungary, Germany, and Russia to thirteen new international borders. This presumably had detrimental effects on trade within the region as the academic literature has empirically associated borders with diminished trade flows, even for countries which are economically similar, geographically proximate, and highly integrated (McCallum, 1995). What is more, following World War I many of the previously prevailing trends in trade costs confronted countervailing forces in the form of cartelization in the transport sector, the resurrection of a hobbled gold standard, and a lingering sense of discord and distrust in international relations.

But for all this, the prospect of returning to pre-war levels of integration—and perhaps even pre-war levels of international cooperation—seemed surprisingly bright by the late 1920s. Figure 1 suggests one potential source of such optimism: after suffering through the short-lived worldwide deflationary episode of 1920-1921, world exports grew by 82.5% in the eight years from 1921 to 1929. This was not only the fastest rate of export growth since 1870: 1929 also marked the highest level of world exports yet recorded. Additionally, the distribution of world exports as depicted in Figure 2 was quickly converging to its apparent pre-war equilibrium: in 1929, European exports were 53.9% of the world total (as compared to their 57.7% share in 1913), while the combined Asian and North American export share had quickly receded to 32.9% (as compared to their 28.3% share in 1913 and 53.0% share in 1918). Thus, the global economy seemed well on its way to a successful recovery from the trauma induced by World War I.

However, all such expectations faded shortly after 1929 when two large shocks emerged in the world economy. The simultaneous decline in global economic activity and the drafting of the Smoot-Hawley tariff bill from the summer of 1929 constituted serious threats to the two drivers of the 1920s trade boom: buoyant incomes and relatively open commercial policy. There is close to a professional consensus that the origins of the Great Depression emerged in the US in the form of restrictive monetary policy in 1928-1929 along with a rash of bank failures in 1931 (Friedman and Schwartz, 1963). And there is also close to a professional consensus that its international propagation came from the lethal interaction of the prevailing orthodoxy in economic thought (Eichengreen and Temin, 2000) and the resurrected gold standard (Eichengreen, 1992). In any case, the results were clear with world GDP declining by 10.1% from 1929 to 1932.

With respect to commercial policy, any remaining glimmer of hope steadily diminished throughout the remainder of 1929 and the beginning of 1930 as the session and accompanying log-rolling process surrounding Smoot-Hawley was taken to unprecedented lengths (Taussig, 1930). As Kindleberger (1989, p. 170) writes, “Democrats joined Republicans in their support for tariffs for all who sought them; and both Republicans and Democrats were ultimately pushed from the committee room as lobbyists took over the task of setting the rates.” The aim of the legislation was remarkably clear in its focus as well as remarkably myopic to its likely consequences: in response to not-so-veiled threats of foreign retaliation, the House Ways and Means Committee replied that “they were not so concerned with American exports, but only with the prevention of imports” (quoted in Kottman, 1975, pp. 615-616).

For some countries, the response to Smoot-Hawley was nearly immediate. However, while the trade wars of the 1930s have often been characterized as direct retaliation in response to Smoot-Hawley (e.g., Jones, 1934), the reality is that instances of explicit tit-for-tat behavior in setting commercial policy in the period from 1930 were overshadowed by a general move to wholesale protectionism (Irwin, 2011).¹ Smoot-

¹ Albers (2019) delves into the chief outbreak of bilateral retaliation, namely the commercial policy response of gold bloc countries after the widespread devaluation of currencies from 1931. In this sense, it is hard to distinguish where the so-called currency wars ended and trade wars began.

Hawley was simply then a shot across the bow to the world economy, signaling a precarious commitment to open markets on the part of the leading power of the day.

Another blow in this regard came in 1931 as it witnessed the British abandonment of both the gold standard and its long-standing adherence to free trade (Capie, 1983; Rooth, 2010). But why was this significant? In the first instance, it presented other countries with an alternative, reflationary response to the Great Depression. That is, abandonment of the gold standard put the possibility of external devaluation as opposed to internal deflation on the table (Temin, 1993). In the second instance, it signaled a British willingness to sacrifice the reemergent multilateral trading system in order to further champion a bloc-based trading system with the Commonwealth at its heart (de Bromhead *et al.*, 2019a).

As seen in Figure 3, a trade collapse set in from 1929 to 1932 with real exports down by 49.1%. When matched against the cumulative decline in world GDP (-10.1%) over the same period, this decline in world exports was remarkably severe. Conclusively locating the sources of this trade collapse has remained elusive (cf. Estevadeordal, Frantz, and Taylor, 2003; Madsen, 2001). But clearly, it suggests a strong role for both changes in the composition of trade (de Bromhead *et al.*, 2019b) and rising trade costs (Hynes, Jacks, and O'Rourke, 2011; Jacks, Meissner, and Novy, 2011), particularly in the form of heightened protectionism.

From 1931, much of this protectionism was built on the foundation laid during World War I, and it again gave rise to the substitution of exchange controls, licensing systems, and quantitative restrictions for tariffs as the primary levers of commercial policy. Thus, Gordon (1941) estimates that by 1939 roughly one-half of world trade was either subject only to tariffs or even tariff-free, while the other half was much more tightly circumscribed by non-tariff barriers to trade. But the overwhelming aim of both tariff and non-tariff barriers was as a defense to the deflationary forces embedded in the global economy, particularly for those countries which remained wedded to the gold standard (Eichengreen and Irwin, 2010). Thus, protectionism was exercised primarily against all trade partners and in a distinctly uncoordinated fashion with instances of bilateral retaliation being relatively minor in comparison (Gordon, 1941; Heuser, 1939).

Instead, bilateralism was most prevalent in the series of concessions and treaties which were signed throughout the 1930s. In this regard, reference is generally made to

the US Reciprocal Trade Agreement Act of 1934 as setting the stage (e.g., Berglund, 1935). However, an earlier example is perhaps even more telling. The Imperial Economic (or Ottawa) Conference of 1932 had as its purpose the promotion of intra-imperial trade, primarily through preferential concessions to members rather than common protectionist policy against others (Jacks, 2014). Thus, the UK managed to negotiate seven agreements on a *strictly bilateral* basis with Australia, Canada, India, Newfoundland, New Zealand, South Africa, and Southern Rhodesia as well as grant substantial tariff concessions to a number of non-self-governing colonies (Lattimer, 1934). Likewise, Canada began or finalized seven *bilateral agreements* with Australia, India, the Irish Free State, Newfoundland, New Zealand, South Africa, and Southern Rhodesia (Hart, 2002).

Many if not most of the bilateral concessions reached in the 1930s were specifically geared towards easing balance of payment issues (Gordon, 1941) and therefore may have had the effect of reducing bilateral current account deficits/surpluses (see section 3.3 below). Indeed, at least 59 treaties signed between 1931 and 1939 contained explicit bilateral trade-balancing measures (Snyder, 1940). Presumably, the fear of depleting foreign exchange reserves also explains the extremely short duration of many of these treaties—oftentimes, one year or less—with escape clauses requiring a mere few weeks’ notice being given (Snyder, 1940). What is more, one of the underlying goals of a number of these treaties was the strengthening of existing or new trade blocs, primarily centered on Germany and the UK and at least partially geared towards securing food and raw materials on the basis of national security concerns (Kindleberger, 1989).

The theme of trade blocs has dominated the academic literature on interwar trade, and we return to it in the following section. But for all this, world exports did manage to somewhat recover from their nadir in 1932. As shown in Figure 1, world exports were up 82.0% by 1937, substantially outstripping the increase in global GDP at 20.7%. Admittedly, conditions deteriorated in 1938 when the prospect of another war loomed very large. But the characterization of the entirety of the 1930s as a time of retaliatory and targeted trade wars with deleterious effects on trade flows seems somewhat off the mark.

3. Gravity in the interwar period

In this section, we consider the well-established gravity model of international trade to analyze the shift of trade patterns associated with trade blocs and trade wars during the interwar period.

3.1 Basic framework and previous literature

In the past 20 years, the gravity model has emerged as the uncontested workhorse of empirical international trade. By now, a very large literature documents its applicability both over particular episodes in the history of globalization and in the long run (Jacks, Meissner, and Novy, 2011). Moreover, it has been shown that gravity equations can be derived from a wide range of leading trade models. Although the driving forces behind international trade differ across these models, they all predict a gravity equation for international expenditure patterns. Grossman (1998, pp. 29-30) nicely summarizes this situation: “specialization lies behind the explanatory power [of gravity], and of course some degree of specialization is at the heart of any model of trade...this is true no matter what supply-side considerations give rise to specialization, be they increasing returns to scale in a world of differentiated products, technology differences in a world of Ricardian trade, or large factor endowment differences in a world of Heckscher-Ohlin trade.”

An estimating equation for gravity models of trade which is consistent with the best practice established by the literature (Anderson and van Wincoop, 2003) takes the form of:

$$(1) \ln(x_{ijt}) = \alpha_{it} + \alpha_{jt} + z_{ijt}\beta + \varepsilon_{ijt},$$

where x_{ijt} represents real bilateral exports from country i to j at time t ; the α_{it} and α_{jt} terms represent exporter and importer fixed effects intended to capture multilateral trade barriers, productivity, resource endowments, and any other time-varying country-level attributes which might determine a country's propensity to trade; z_{ijt} is a set of variables representing various bilateral variables that impede or promote the flow of goods between countries i and j . It includes familiar standards in the literature such as the physical bilateral distance separating countries and indicators for trade blocs. The ε_{ijt} variable is an error term.

In the context of the interwar period, there exists a healthy literature on using variants of equation (1) to explore the role of newly formed trade and currency blocs in reorienting world trade, particularly after the Great Depression and the subsequent collapse of both the resurrected gold standard and the vestigial multilateral trading system of the pre-war period. The first entrant to this literature was the work of Eichengreen and Irwin (1995). They consider bilateral trade flows taken separately for the years 1928, 1935, and 1938. Their primary concern is to quantify the independent effects on trade of the formation of trade blocs (in particular, the British Commonwealth and the so-called Reichsmark bloc²) and of the formation of currency blocs (in particular, the sterling area comprised of countries with currencies explicitly tied to the pound sterling and a gold bloc comprised of European countries which remained on the gold standard after Britain's departure in 1931).

Using a (now non-standard) gravity framework, their main result is that there is a positive association between trade and bloc membership within the British Commonwealth and within the Reichsmark bloc. This positive link was apparent as early as 1928, suggesting that the blocs were endogenous to preexisting trade flows among their members. However, there seem to be no discernible effects of the separate currency blocs. Ritschl and Wolf (2011) revisit these results in an attempt to recover the true causal effects of the currency blocs. Likewise, Gowa and Hicks (2013) use a more extensive data set confirming Eichengreen and Irwin's original results. Additionally, they argue that the intent of the blocs was not in terms of enhanced trade flows in general, but in tying satellite countries more closely to Britain and Germany in anticipation of another great war. In what follows, we revisit this literature and shed new light on certain aspects of the 1930s experience with trade blocs, trade flows, and trade wars. Our approach is in part to consider a new panel data set on bilateral trade flows and in part to estimate a gravity model representing the state-of-the-art as in

² Although named for a currency, the Reichsmark bloc constituted a set of "bilateral trading agreements [between Germany and] central and south-eastern European countries and the creation of a central clearing system in Berlin" (Milward, 1985, p. 31). Furthermore, in order to conserve German gold reserves, settlement of the related trade balances only occurred in Reichsmarks, hence the name.

specification (1) with a particular emphasis on the time-varying effects of bloc membership and distance.³

3.2 Bilateral trade data and the definition of blocs

We use a data set of annual bilateral trade flows from 1920 to 1939, deflated by USCPI in 1990, taken from Jacks and Novy (2018), and covering 53 countries (in comparison, Eichengreen and Irwin (1995) consider bilateral trade for 34 countries).⁴ On average, this sample constitutes 82% of world GDP over this period. Thus, we have a balanced sample of 611 country pairs over the 20 years from 1920 to 1939, yielding 12,220 observations in total of which 114 are recorded as zeroes.

We code indicator variables for the various blocs discussed by Eichengreen and Irwin (1995). We consider two trade blocs (the Commonwealth and the Reichsmark bloc) and two currency blocs (the gold bloc and the sterling area). For countries which were not in Eichengreen and Irwin's original sample, we use information on bloc membership provided by Gowa and Hicks (2013, Table A2). Importantly, these bloc indicators do not vary over time. In the main, they capture trade flows within blocs (when both the exporter and the importer are bloc members).

Following Eichengreen and Irwin (1995, p. 15), the Commonwealth consists of seven core countries: Australia, Canada, India, the Irish Free State, New Zealand, South Africa, and the United Kingdom. We adopt this definition but note that the Irish Free State is not in our sample. To this, we add the following nine countries: Egypt, Ghana, Guyana, Hong Kong, Malaysia, Nigeria, Sri Lanka, Sudan, and Zambia. We create two indicators: a baseline indicator comprising all 15 countries and a narrow indicator comprising only the first seven countries, all of which were signatories at the Imperial Economic Conference. The other countries were non-self-governing territories for which

³ The gravity estimation does not include direct indicators of trade wars. Control variables such as bilateral tariffs, quotas and non-tariff barriers, for instance, are not available in a consistent way for our countries over the sample period. We therefore can only trace the effect of trade wars indirectly by focusing on the evolution of trade blocs and the changing nature of bilateral distance effects.

⁴ The countries in our sample are Algeria, Argentina, Australia, Belgian Congo, Belgium, Bolivia, Brazil, British India, Bulgaria, Canada, Ceylon, Chile, China, Colombia, Costa Rica, Cuba, Denmark, the Dutch East Indies, Egypt, Finland, France, Germany, Ghana, Greece, Guyana, Hong Kong, Iran, Italy, Japan, Malaysia, Mexico, the Netherlands, New Zealand, Nicaragua, Nigeria, Norway, Peru, the Philippines, Portugal, Romania, South Africa, the Soviet Union, Spain, the Sudan, Sweden, Switzerland, Thailand, Turkey, the United Kingdom, the United States, Uruguay, Venezuela, and Zambia.

there were some concessions at the Conference, but it is not clear how large these concessions were. Eichengreen and Irwin (1995, p. 16) define the Reichsmark bloc as comprising eight countries: Austria, Brazil, Bulgaria, Czechoslovakia, Germany, Greece, Hungary, and Romania. We adopt this definition but Austria, Czechoslovakia, and Hungary are not in our sample. The results which follow should then be carefully interpreted in light of these important omissions.

In terms of gold bloc countries, Eichengreen and Irwin (1995, p. 17) list Belgium, France, the Netherlands, Poland, and Switzerland. We adopt this definition but note that Poland is not in our sample. We also add Italy following Gowa and Hicks (2013). As to the sterling area, Eichengreen and Irwin (1995, p. 17) list the member countries as Australia, Denmark, Finland, India, the Irish Free State, New Zealand, Norway, Portugal, South Africa, and Sweden. We adopt this definition with the Irish Free State again missing. We also add Argentina, Bolivia, Egypt, and Thailand. These 13 countries (plus the UK) form the core members of the sterling area. In addition, we include the following seven countries that had both currency boards and reasonably stable exchange rates with respect to sterling: Ghana, Guyana, Malaysia, Nigeria, Sri Lanka, Sudan, and Zambia. Our baseline sterling area indicator thus captures 21 countries.⁵ We also construct a narrow indicator that only comprises the 14 core members.

To summarize, within-Commonwealth trade flows represent 8.8% of the observations in the sample (3.6% based on our narrow definition), and Commonwealth trade flows with outside partners represent 34% of observations. The within-Reichsmark bloc only represents a tiny share of our sample—0.3% of observations—and this bloc's trade with outside partners represents 17.8% of observations. For trade within the gold bloc, the fraction of observations is 2.6%, and the corresponding figure for trade between the gold bloc and outside members is 25.5%. Finally, trade flows within the sterling area represent 12.9% (8.8% based on our narrow definition) and 43% with outside members.

⁵ As many countries in the Commonwealth bloc and the sterling area overlap, the correlation between the two indicators is 0.52. The correlations between the other bloc indicators are close to zero.

3.3 Contours of bilateral trade in the wake of the trade collapse of 1929-1932

As a preliminary exercise, we explore a few unexplored contours of the data, particularly as they relate to the second great trade collapse starting from 1929 and the trade wars of the 1930s. First, as already documented in Figure 1, real exports fell by 49.1% from 1929 to 1932. However, it remains an open question as to whether this decline was evenly distributed across country pairs. Figure 3 accordingly plots the distribution of the percentage declines in the real value of trade between 1929 and 1932 for all bilateral pairs at our disposal. The average change was -43% with a very wide range of -97% to +374%. However, fully 93% of bilateral pairs suffered a decline in their trade with one another into 1932. Also, as depicted in Figure 1, a recovery was underway from 1932 as seen in the flattening of the distribution for the cumulative decline between 1929 and 1935 and between 1929 and 1938 where the average changes climbed to -3.2% and +9.7%, respectively. However, this recovery was asymmetric as 63% of bilateral pairs were still registering declines in their trade with one another into 1938, suggesting significant changes potentially along the lines of trade and currency blocs.

Another aspect which we can draw out from the bilateral trade data is the degree to which commercial policy after 1929 was geared towards reducing bilateral trade balance deficits and surpluses. Again, this is a claim often asserted in the contemporary literature (Gordon, 1941; Snyder, 1940), but it has never been documented to the best of our knowledge. Figure 4 depicts the distribution of the (absolute) value of bilateral trade balances for the years 1929, 1932, 1935, and 1938, measured in billions of 1990 USD. It clearly shows a strong progression towards more balanced trade between 1929 (with a mean imbalance of $\mu = 0.19$) and 1932 ($\mu = 0.10$), a slight easing between 1932 and 1935 ($\mu = 0.12$), and a near return to pre-collapse values between 1935 and 1938 ($\mu = 0.15$).⁶ Thus, to the extent that balance of payments pressures were addressed by reducing bilateral trade deficits, much of this impetus had presumably faded by 1938 when other considerations had come to the fore.

A final aspect worth emphasizing here relates to the relatively unappreciated fact that the second great trade collapse disproportionately affected long-distance country

⁶ Alternatively, the transition can be seen if we consider the respective ranges rather than averages for 1929 (0.00, 4.75), 1932 (0.00, 2.08), 1935 (0.00, 2.60), and 1939 (0.00, 4.22).

pairs. As Figure 5 shows, the average trade-weighted distance over the entire period is 5,675 km. However, while the average trade-weighted distance remains relatively stable until 1929, there is a substantial and sudden drop to 5,108 km in 1931. This measure then starts to rise, reaching a peak of 6,013 km in 1937.

These patterns of stability, sharp decline, and substantial recovery can be roughly discerned across all countries and within and outside all trade and currency blocs with two notable exceptions. First, within the Commonwealth the average trade-weighted distance exhibits an upward secular trend throughout the 1920s and 1930s. What is more, there was no decline in this measure—indeed, there was an increase—during the second great trade collapse, suggesting that trade between Commonwealth countries was disrupted proportionally less.⁷ Second, within the sterling area the average trade-weighted distance exhibits a slight but steady decline throughout the 1920s and 1930s.

Finally, all these aspects suggest that in some measure, the effects of the trade wars of the early 1930s were of relatively short duration. Bilateral trade volumes and bilateral trade imbalances were rising on average from their lows in the early 1930s while trade-weighted distances had recovered by 1935. However, the possibility remains that the trade wars of the early 1930s mainly served to intensify pre-existing efforts towards the formation of trade blocs which dated from—and even before—1920.

3.4 Gravity regressions

We run panel gravity regressions based on our annual bilateral trade flows over the period from 1920 to 1939. All regressions include time-varying exporter and importer fixed effects using OLS. We are particularly interested in the behavior of the distance elasticity and indicator variables for the four blocs under consideration.⁸ A standard gravity regression with logarithmic distance as the only regressor of interest yields a distance elasticity of -0.69 with a standard error of 0.02. The R-squared stands at 72%. This basic finding confirms the well-known result that gravity is indeed applicable for the pre-1950 world (see Jacks, Meissner, and Novy, 2011).

⁷ The same observation holds for our narrow Commonwealth dummy that captures fewer countries.

⁸ For the results reported here, we do not include an indicator for a common border between two countries as it does not display any systematic pattern over time, and it is often insignificant.

In the next step, we add indicator variables for the four blocs and allow them to vary over time. These regressions are similar in spirit to those reported by Eichengreen and Irwin (1995, Table 2) and Gowa and Hicks (2013, Table 3). The main difference is that we use data for every consecutive year over this period. This allows us to see time trends more clearly.⁹ We present the results in Figure 6 where we depict the value of the coefficients in every year for our four blocs: within the Commonwealth, within the Reichsmark bloc, within the gold bloc, and within the sterling area. To achieve comparability, we normalize these coefficients to 100 for the year 1920.¹⁰ The gold bloc and sterling area coefficients exhibit no particular trend over time. The Reichsmark bloc coefficient initially falls but then strongly rises after 1932. However, the most striking observation is the rise of within-Commonwealth trade. The Commonwealth coefficient more than doubles throughout the interwar period, reaching a value of 269 in 1939. It shows a particularly strong upward trend after 1931, suggesting an intensification of trade within the Commonwealth due to the imposition of discriminatory trade policies by Britain (de Bromhead *et al.*, 2019a).¹¹

In Figure 7, we plot distance elasticities for each bloc that are allowed to vary over time. That is, we allow for a triple interaction of distance by time by bloc.¹² Again, we normalize these coefficients to 100 for the year 1920. This converts negative coefficients on distance into positive shares of the original effect. Thus, the distance elasticity for the Commonwealth stands at -1.19 in 1920 (index value = 100.0) and -0.31 in 1929 (index value = 26.2).¹³ What is most remarkable from this figure is the fact that the distance

⁹ Since we use exporter and importer fixed effects, we cannot simultaneously include both intra-bloc and extra-bloc indicators due to collinearity. This is in direct contrast with Eichengreen and Irwin (1995) who do not employ importer and importer fixed effects and thus do not control for multilateral resistance effects. Note that since the bloc indicators do not vary over time, we do not add pair fixed effects.

¹⁰ The original coefficients (for the year 1920) are 0.54 for the Commonwealth, 1.32 for the Reichsmark bloc, -0.61 for the gold bloc and 0.98 for the sterling area.

¹¹ Formally, we cannot reject the joint equality of the Commonwealth coefficients (p-value = 0.29) since confidence intervals are quite large. Results are very similar when we use the narrow definitions of the Commonwealth and the sterling area.

¹² We also estimate distance elasticities for the omitted group of pairs that are captured by neither the Commonwealth, the Reichsmark bloc, the gold bloc, nor the sterling area. This group of “other” pairs has a distance elasticity of around -0.30 and is fairly stable over time.

¹³ The other original coefficients (for the year 1920) are -0.23 for the Reichsmark bloc, -0.39 for the gold bloc and -0.33 for the sterling area.

elasticity for the Commonwealth: (1) is consistently falling throughout the 1920s and 1930s¹⁴ and (2) attains a value of zero in 1939.¹⁵

Naturally, this result is linked to the steady rise in the average trade-weighted distance of bilateral trade within the Commonwealth documented in section 3.3: the longer the distance covered by the average trade flow, the less sensitive trade appears to be to distance in the context of regression analysis. Figure 7 also reveals roughly constant distance elasticities for the gold and Reichsmark blocs, while there appears to be a modest—albeit insignificant—increase in the trade-diminishing effects of distance for the sterling area.

In summary, we conclude that interwar trade patterns can be roughly characterized by two dominant observations. First, there was a persistent long-run trend towards the “death of distance” in the context of bilateral trade flows within the Commonwealth, but decidedly nowhere else. Second, there were also substantial increases in bilateral trade flows associated with both the Commonwealth and the Reichsmark bloc from 1931 and 1932, respectively. However, in the case of the Commonwealth, the trade collapse of 1929-1932 and its related trade wars seemed to only reinforce a pre-existing trend built around a surging trade bloc, spanning nearly all continents of the globe.¹⁶

4. The lessons and limits of historical parallels

To summarize, we have argued that the trade wars of the early 1930s were executed primarily against all trade partners and in a distinctly uncoordinated fashion with instances of bilateral retaliation being minor and rare in comparison. Instead, the overwhelming aim of both tariff and non-tariff barriers was as a defense to the deflationary forces embedded in the global economy at the time. Moreover, using an

¹⁴ Eichengreen and Irwin (1995) stress a similar result for the singular year of 1928, citing early evidence by Schlote (1952) and Thorbecke (1960) who “are skeptical that imperial preference was primarily responsible for the growth of intra-Commonwealth trade [as] the trend was evident earlier...”

¹⁵ At the same time, we cannot reject the joint equality of the annual Commonwealth distance elasticities ($p = 0.24$).

¹⁶ Kindleberger (1989, p. 161) explains that the British orientation towards the Commonwealth/Empire to some extent had its origins in World War I. Referring to the duties imposed by the UK in the 1915 McKenna budget, he writes: “The tariffs, moreover, made it possible for the United Kingdom to discriminate in trade in favour of the British Empire, something it could not do under the regime of free trade which had prevailed since the 1850s.”

extensive panel of annual bilateral trade data for the entirety of the interwar period, we have found that the effects of the trade wars of the early 1930s were of relatively short duration and that they mainly served to intensify pre-existing efforts towards the formation of trade blocs, above all the British Commonwealth.

By way of conclusion, we offer up some observations, highlighting the lessons and limits of historical parallels as they relate to the notion of trade wars. First, the present day does seem to share some common features with the 1930s. In particular, there is the prospect that a formerly dominant multilateral trading system is in danger of being replaced by a set of bilateral “deals”. Thus, the 1930s witnessed the unraveling of an informal, but long-standing agreement among most nations of the world in which commercial relations were guided by the distinctly multilateral principles laid out in the Cobden-Chevalier treaty of 1860. But during the better part of 20 years it took to rediscover and institutionalize these features in the form of the GATT, many of these same nations first scrambled to erect protectionist walls against all comers and then to punch holes through them via bilaterally-negotiated systems of preferences.

At the moment, we have not witnessed a wholesale collapse of the modern trading system. This is partially for the fact that policymakers seem to have learned some of the lessons of interwar history by not responding in a general fashion to unilateral moves toward protectionism. This does, however, raise the prospect that the trade wars of the present day may serve the same purpose of those in the 1930s, that is, the intensification of existing and nascent trade blocs. Thus, it requires no great imagination to see a future in which consumers’ preferences, firms’ perceptions of uncertainty, and states’ apprehensions of one another endogenously lead to a reorientation of world trade around China- and US-centric trade blocs.

Of course, one particularly telling difference of the present day from the interwar period comes from the composition of trade. Even a brief review of the historical literature on interwar trade reveals that this was still a world dominated by inter-industry trade with only 43% of world exports being classified as manufactured goods (Jacks and Tang, 2018). In contrast, manufactured goods now constitute the overwhelming majority of world exports, and the subsequent fragmentation of production has given rise to both a heightened sensitivity of trade flows to protectionist measures and a heightened sense of mutual interdependence across countries (Baldwin,

2016; Feenstra, 1998). Thus, the extent to which global value chains can be unraveled arguably places limits on how far this prospective bloc-based trajectory for world trade might proceed.

References

- Albers, T.N.H. (2019), "Currency Devaluations and Beggar-My-Neighbour Penalties: Evidence from the 1930s." *Economic History Review*, forthcoming.
- Anderson, J.E. and E. van Wincoop (2003), "Gravity with Gravitas: A Solution to the Border Puzzle." *American Economic Review* 93(1): 170-192.
- Baldwin, R. (2016), *The Great Convergence: Information Technology and the New Globalization*. Boston: Harvard University Press.
- Berglund, A. (1935), "The Reciprocal Trade Agreements Act of 1934." *American Economic Review* 25(3), 411-425.
- de Bromhead, A., A. Fernihough, M. Lampe, and K.H. O'Rourke (2019a), "When Britain Turned Inward: The Impact of Interwar British Protection." *American Economic Review* 109(2), 325-352.
- de Bromhead, A., A. Fernihough, M. Lampe, and K.H. O'Rourke (2019b), "The Anatomy of a Trade Collapse: The UK, 1929-33." *European Review of Economic History* 23(2), 123-144.
- Capie, F. (1983), *Depression and Protectionism: Britain between the Wars*. London: George Allen and Unwin Limited.
- Eichengreen, B. (1992), *Golden Fetters: The Gold Standard and the Great Depression, 1919-1939*. New York: Oxford University Press.
- Eichengreen, B. and D.A. Irwin (1995), "Trade Blocs, Currency Blocs and the Reorientation of World Trade in the 1930s." *Journal of International Economics* 38(1), 1-24.
- Eichengreen, B. and D.A. Irwin (2010), "The Slide to Protectionism in the Great Depression: Who Succumbed and Why?" *Journal of Economic History* 70(4), 871-891.
- Eichengreen, B. and P. Temin (2000), "The Gold Standard and the Great Depression." *Contemporary European History* 9(2), 183-207.
- Estevadeordal, A., B. Frantz, and A.M. Taylor (2003), "The Rise and Fall of World Trade, 1870-1939." *Quarterly Journal of Economics* 118(2), 359-407.
- Feenstra, R.C. (1998), "Integration of Trade and Disintegration of Production in the Global Economy." *Journal of Economic Perspectives* 12(4), 31-50.
- Friedman, M. and A.J. Schwartz (1963), *A Monetary History of the United States, 1867-1960*. Princeton: Princeton University Press.
- Gordon, M.S. (1941), *Barriers to World Trade: A Study of Recent Commercial Policy*. New York: The Macmillan Company.
- Gowa, J. and R. Hicks (2013), "Politics, Institutions, and Trade: Lessons of the Interwar Era." *International Organization* 67(3), 439-467.
- Grossman, G.M. (1998), Comment. In J. Frankel (Ed.), *The Regionalization of the World Economy*. Chicago: University of Chicago Press.
- Hart, M. (2002). *A Trading Nation: Canadian Trade Policy from Colonialism to Globalization*. Vancouver: University of British Columbia Press.
- Heuser, H. (1939), *Control of International Trade*. London: George Routledge & Sons, Ltd.
- Hynes, W., D.S. Jacks, and K.H. O'Rourke (2011), "Commodity Market Disintegration in the Interwar Period." *European Review of Economic History* 16(2), 119-143.
- Irwin, D.A. (2011), *Peddling Protectionism: Smoot-Hawley and the Great Depression*. Princeton: Princeton University Press.

- Jacks, D.S. (2014), "Defying Gravity: The 1932 Imperial Economic Conference and the Reorientation of Canadian Trade." *Explorations in Economic History* 53(1), 19-39.
- Jacks, D.S., C.M. Meissner, and D. Novy (2011), "Trade Booms, Trade Busts, and Trade Costs." *Journal of International Economics* 83(2), 185-201.
- Jacks, D.S. and D. Novy (2018), "Market Potential and Global Growth over the Long Twentieth Century." *Journal of International Economics* 114, 221-237.
- Jacks, D.S. and J.P. Tang (2018), "Trade and Immigration, 1870-2010." *NBER Working Paper* 25010.
- Jones, J.M. (1934), *Tariff Retaliation: Repercussions of the Hawley-Smoot Bill*. Philadelphia: University of Pennsylvania Press.
- Kindleberger, C.P. (1989), "Commercial Policy between the Wars." In: P. Mathias and S. Pollard (Eds.), *The Industrial Economies: The Development of Economic and Social Policies*. Cambridge: Cambridge University Press.
- Kottman, R.N. (1975), "Herbert Hoover and the Smoot-Hawley Tariff: Canada, a Case Study." *Journal of American History* 62(3), 609-635.
- Lattimer, J. (1934), "The Ottawa Trade Agreement." *Journal of Farm Economics* 16(4), 565-581.
- Madsen, J.B. (2001). "Trade Barriers and the Collapse of World Trade during the Great Depression." *Southern Economic Journal* 67(4), 848-868.
- McCallum, J. (1995), "National Borders Matter: Canada-US Regional Trade Patterns." *American Economic Review* 85(3), 615-623.
- Milward, A.S. (1985), "The Reichsmark Bloc and the International Economy." In H.W. Koch (Ed.), *Aspects of the Third Reich*. London: Macmillan Press.
- Ritschl, A.O. and N. Wolf (2011), "Endogeneity of Currency Areas and Trade Blocs: Evidence from a Natural Experiment." *Kyklos* 64(2), 291-312.
- Rooth, T. (2010), "Retreating from Globalisation: the British Empire/Commonwealth Experience between the Wars." University of Portsmouth.
- Schlote, W. (1952), *British Overseas Trade from 1700 to the 1930s*. Oxford: Blackwell Press.
- Snyder, R.C. (1940), "Commercial Policy as Reflected in Treaties from 1931 to 1939." *American Economic Review* 30(4), 787-802.
- Taussig, F.W. (1930), "The Tariff, 1929-30." *Quarterly Journal of Economics* 44 (2), 175-204.
- Temin, P. (1993), "Transmission of the Great Depression." *Journal of Economic Perspectives* 7(2), 87-102.
- Thorbecke, E. (1960), *The Tendency Towards Regionalization in International Trade*. The Hague: Martinus Nijhoff.



Figure 1: World Exports, 1920-1939
Note: Figures expressed in billions of 1990 USD
Source: Derived from Jacks and Tang (2018)

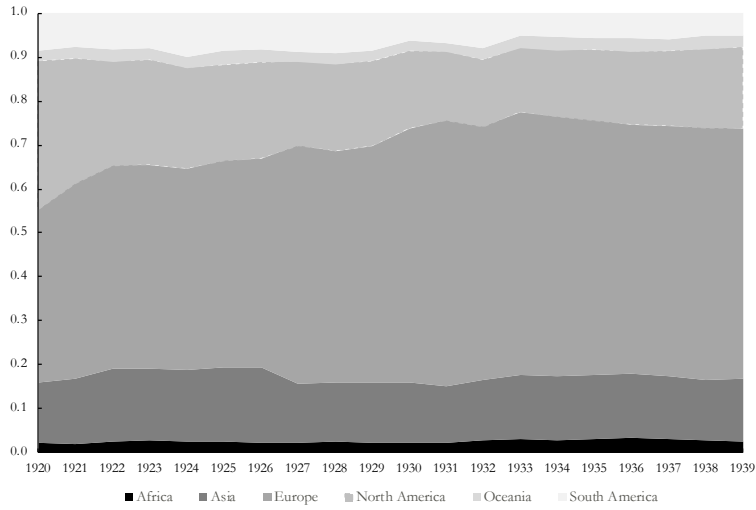


Figure 2: Shares of World Exports, 1920-1939
 Note: Figures depict regional shares of world exports
 Source: Derived from Jacks and Tang (2018)

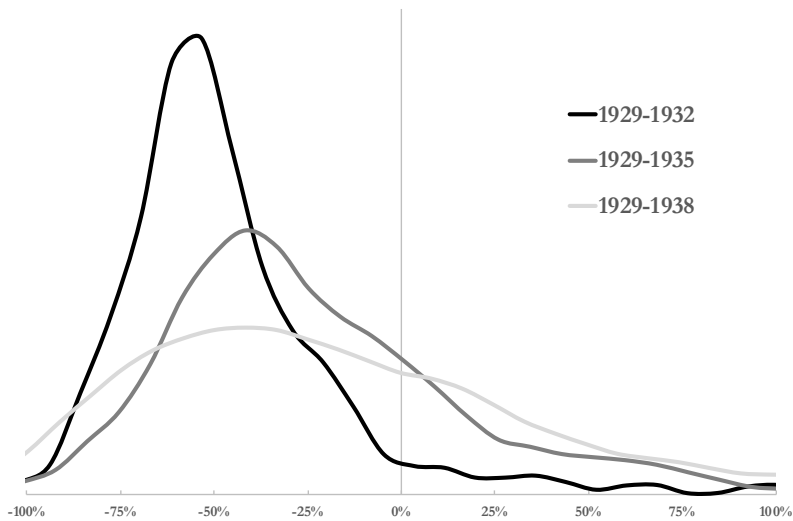


Figure 3: Changes in the Value of Bilateral Trade, 1929-1938
Note: Histogram of percentage changes in trade across country pairs

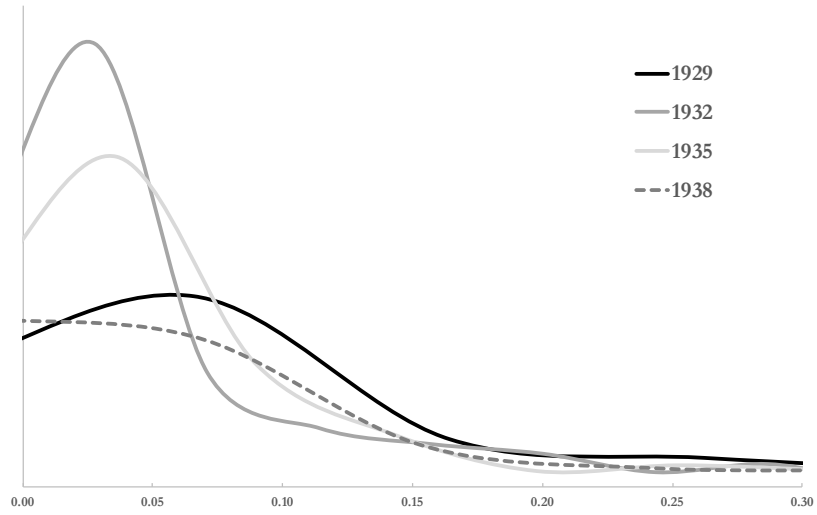


Figure 4: Bilateral Trade Balances (absolute values), 1929-1938
Note: Histogram of trade balances across country pairs in billions of 1990 USD



Figure 5: Trade-Weighted Distances, 1920-1939

Note: Weighted average of bilateral distances in km across country pairs

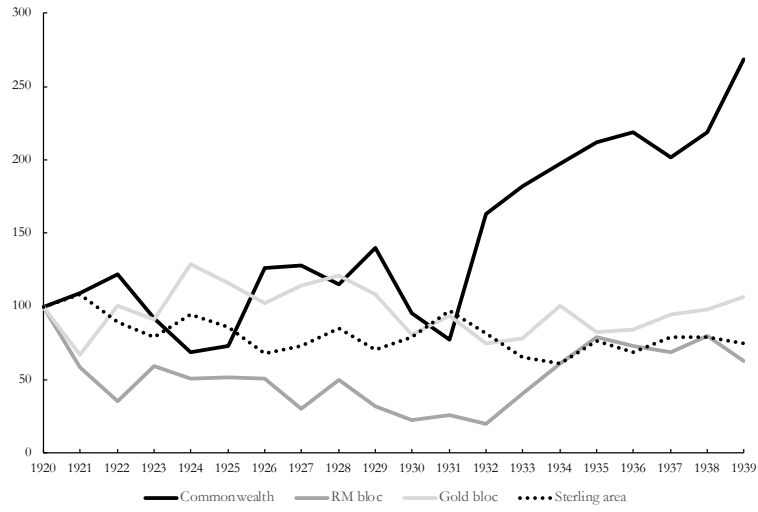


Figure 6: Bilateral Trade within Blocs, 1920-1939

Note: Coefficients for bloc membership by year, normalized to 1920 = 100

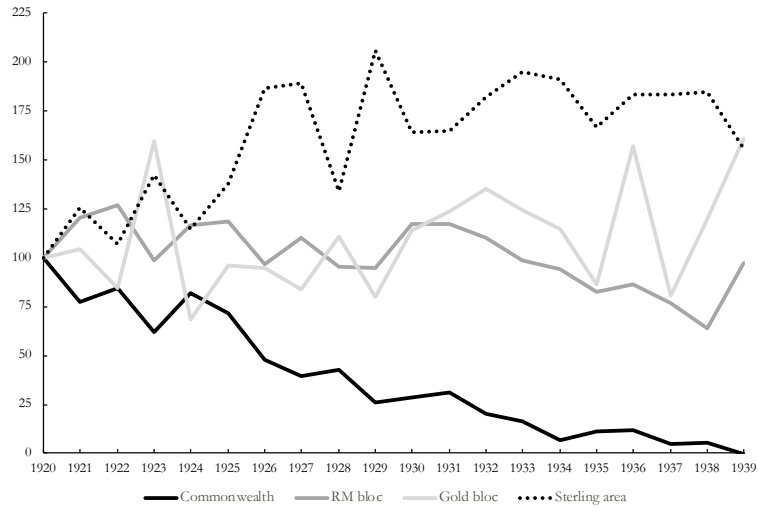


Figure 7: Bilateral Distance Elasticities within Blocs, 1920-1939
 Note: Value of regression coefficient for distance by year, normalized to 1920 = 100