

2013

Part SM: Statistical Mechanics

Konstantin Likharev
SUNY Stony Brook, konstantin.likharev@stonybrook.edu

Follow this and additional works at: <https://commons.library.stonybrook.edu/egp>



Part of the [Physics Commons](#)

Recommended Citation

Likharev, Konstantin, "Part SM: Statistical Mechanics" (2013). *Essential Graduate Physics*. 5.
<https://commons.library.stonybrook.edu/egp/5>

This Book is brought to you for free and open access by the Department of Physics and Astronomy at Academic Commons. It has been accepted for inclusion in Essential Graduate Physics by an authorized administrator of Academic Commons. For more information, please contact mona.ramonetti@stonybrook.edu, hu.wang.2@stonybrook.edu.



Konstantin K. Likharev
Essential Graduate Physics
Lecture Notes and Problems

Beta version

Open online access at

<http://commons.library.stonybrook.edu/egp/>

and

<https://sites.google.com/site/likharevegp/>

Part CM: Statistical Mechanics

Last corrections: 2021/08/27

A version of this material was published in 2019 under the title

Statistical Mechanics: Lecture notes

IOPP, Essential Advanced Physics – Volume 7, ISBN 978-0-7503-1416-6,

with the model solutions of the exercise problems published under the title

Statistical Mechanics: Problems with solutions

IOPP, Essential Advanced Physics – Volume 8, ISBN 978-0-7503-1420-6

However, this online version is better corrected now.

Also recommended:

Konstantin K. Likharev (ed.) *Essential Quotes for Scientists and Engineers*

Springer, 2021, ISBN 978-3-030-63331-8

(see <https://essentialquotes.wordpress.com/>)

Table of Contents

Chapter 1. Review of Thermodynamics (24 pp.)

- 1.1. Introduction: Statistical physics and thermodynamics
- 1.2. The 2nd law of thermodynamics, entropy, and temperature
- 1.3. The 1st and 3rd laws of thermodynamics, and heat capacity
- 1.4. Thermodynamic potentials
- 1.5. Systems with a variable number of particles
- 1.6. Thermal machines
- 1.7. Exercise problems (16)

Chapter 2. Principles of Physical Statistics (44 pp.)

- 2.1. Statistical ensemble and probability
- 2.2. Microcanonical ensemble and distribution
- 2.3. Maxwell's Demon, information, and computing
- 2.4. Canonical ensemble and the Gibbs distribution
- 2.5. Harmonic oscillator statistics
- 2.6. Two important applications
- 2.7. Grand canonical ensemble and distribution
- 2.8. Systems of independent particles
- 2.9. Exercise problems (32)

Chapter 3. Ideal and Not-so-Ideal Gases (34 pp.)

- 3.1. Ideal classical gas
- 3.2. Calculating μ
- 3.3. Degenerate Fermi gas
- 3.4. The Bose-Einstein condensation
- 3.5. Gases of weakly interacting particles
- 3.6. Exercise problems (29)

Chapter 4. Phase Transitions (36 pp.)

- 4.1. First order phase transitions
- 4.2. Continuous phase transitions
- 4.3. Landau's mean-field theory
- 4.4. Ising model: Weiss molecular-field theory
- 4.5. Ising model: Exact and numerical results
- 4.6. Exercise problems (18)

Chapter 5. Fluctuations (44 pp.)

- 5.1. Characterization of fluctuations
- 5.2. Energy and the number of particles
- 5.3. Volume and temperature
- 5.4. Fluctuations as functions of time
- 5.5. Fluctuations and dissipation
- 5.6. The Kramers problem and the Smoluchowski equation

- 5.7. The Fokker-Planck equation
- 5.8. Back to the correlation function
- 5.9. Exercise problems (21)

Chapter 6. Elements of Kinetics (38 pp.)

- 6.1. The Liouville theorem and the Boltzmann equation
- 6.2. The Ohm law and the Drude formula
- 6.3. Electrochemical potential and drift-diffusion equation
- 6.4. Charge carriers in semiconductors: Statics and kinetics
- 6.5. Thermoelectric effects
- 6.6. Exercise problems (15)

* * *

Additional file (available from the author upon request):

Exercise and Test Problems with Model Solutions (131 + 23 = 154 problems; 232 pp.)

**This page is
intentionally left
blank**

Chapter 1. Review of Thermodynamics

This chapter starts with a brief discussion of the subject of statistical physics and thermodynamics, and the relation between these two disciplines. Then I proceed to a review of the basic notions and relations of thermodynamics. Most of this material is supposed to be known to the reader from their undergraduate studies,¹ so the discussion is rather brief.

1.1. Introduction: Statistical physics and thermodynamics

Statistical physics (alternatively called “statistical mechanics”) and *thermodynamics* are two different but related approaches to the same goal: an approximate description of the “internal”² properties of large physical systems, notably those consisting of $N \gg 1$ identical particles – or other components. The traditional example of such a system is a human-scale portion of gas, with the number N of atoms/molecules³ of the order of the Avogadro number $N_A \sim 10^{23}$ (see Sec. 4 below).

The motivation for the statistical approach to such systems is straightforward: even if the laws governing the dynamics of each particle and their interactions were exactly known, and we had infinite computing resources at our disposal, calculating the exact evolution of the system in time would be impossible, at least because it is completely impracticable to measure the exact initial state of each component – in the classical case, the initial position and velocity of each particle. The situation is further exacerbated by the phenomena of chaos and turbulence,⁴ and the quantum-mechanical uncertainty, which do not allow the exact calculation of final positions and velocities of the component particles even if their initial state is known with the best possible precision. As a result, in most situations, only statistical predictions about the behavior of such systems may be made, with the *probability theory* becoming a major tool of the mathematical arsenal.

However, the statistical approach is not as bad as it may look. Indeed, it is almost self-evident that any measurable *macroscopic* variable characterizing a stationary system of $N \gg 1$ particles as a whole (think, e.g., about the stationary pressure P of the gas contained in a fixed volume V) is almost constant in time. Indeed, as we will see below, besides certain exotic exceptions, the relative magnitude of fluctuations – either in time, or among many macroscopically similar systems – of such a variable is of the order of $1/N^{1/2}$, and for $N \sim N_A$ is extremely small. As a result, the *average values* of appropriate macroscopic variables may characterize the state of the system quite well – satisfactory for nearly all practical purposes. The calculation of relations between such average values is the only task of thermodynamics and the main task of statistical physics. (Fluctuations may be important, but due to their smallness, in most cases their analysis may be based on perturbative approaches – see Chapter 5.)

¹ For remedial reading, I can recommend, for example (in the alphabetical order): C. Kittel and H. Kroemer, *Thermal Physics*, 2nd ed., W. H. Freeman (1980); F. Reif, *Fundamentals of Statistical and Thermal Physics*, Waveland (2008); D. V. Schroeder, *Introduction to Thermal Physics*, Addison Wesley (1999).

² Here “internal” is an (admittedly loose) term meaning all the physics unrelated to the motion of the system as a whole. The most important example of internal dynamics is the thermal motion of atoms and molecules.

³ This is perhaps my best chance for a reverent mention of Democritus (circa 460-370 BC) – the Ancient Greek genius who was apparently the first one to conjecture the atomic structure of matter.

⁴ See, e.g., CM Chapters 8 and 9.

Now let us have a fast look at the typical macroscopic variables the statistical physics and thermodynamics should operate with. Since I have already mentioned pressure P and volume V , let me start with this famous pair of variables. First of all, note that volume is an *extensive variable*, i.e. a variable whose value for a system consisting of several non-interacting parts is the sum of those of its parts. On the other hand, pressure is an example of an *intensive variable* whose value is the same for different parts of a system – if they are in equilibrium. To understand why P and V form a natural pair of variables, let us consider the classical playground of thermodynamics, a portion of a gas contained in a cylinder, closed with a movable piston of area A (Fig. 1).

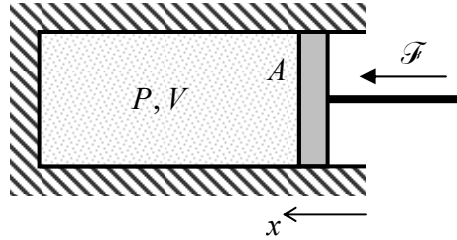


Fig. 1.1. Compressing gas.

Neglecting the friction between the walls and the piston, and assuming that it is being moved so slowly that the pressure P is virtually the same for all parts of the volume at any instant, the elementary work of the external force $\mathcal{F} = PA$, compressing the gas, at a small piston displacement $dx = -dV/A$, is

$$d\mathcal{W} = \mathcal{F}dx \equiv \left(\frac{\mathcal{F}}{A}\right)(Adx) \equiv -PdV. \quad (1.1)$$

Work
on a gas

Of course, the last expression is more general than the model shown in Fig. 1, and does not depend on the particular shape of the system's surface.⁵ (Note that in the notation of Eq. (1), which will be used through the course, the elementary work done *by* the gas *on* the external system equals $-d\mathcal{W}$.)

From the point of analytical mechanics,⁶ V and $(-P)$ is just one of many possible *canonical pairs* of generalized coordinates q_j and generalized forces \mathcal{F}_j , whose products $d\mathcal{W}_j = \mathcal{F}_j dq_j$ give independent contributions to the total work of the environment on the system under analysis. For example, the reader familiar with the basics of electrostatics knows that if the spatial distribution $\mathcal{E}(\mathbf{r})$ of an external electric field does not depend on the electric polarization $\mathcal{P}(\mathbf{r})$ of a dielectric medium placed into the field, its elementary work on the medium is

$$d\mathcal{W} = \int \mathcal{E}(\mathbf{r}) \cdot d\mathcal{P}(\mathbf{r}) d^3r \equiv \int \sum_{j=1}^3 \mathcal{E}_j(\mathbf{r}) d\mathcal{P}_j(\mathbf{r}) d^3r. \quad (1.2a)$$

The most important cases when this condition is fulfilled (and hence Eq. (2a) is valid) are, first, long cylindrical samples in a parallel external field (see, e.g., EM Fig. 3.13) and, second, the polarization of a sample (of any shape) due to that of discrete electric dipoles \mathbf{p}_k , whose electric interaction is negligible. In the latter case, Eq. (2a) may be also rewritten as the sum over the single dipoles, located at points \mathbf{r}_k :⁷

⁵ In order to prove that, it is sufficient to integrate the scalar product $d\mathcal{W} = d\mathcal{F} \cdot d\mathbf{r}$, with $d\mathcal{F} = -\mathbf{n}Pd^2r$, where $d\mathbf{r}$ is the surface displacement vector (see, e.g., CM Sec. 7.1), and \mathbf{n} is the outer normal, over the surface.

⁶ See, e.g., CM Chapters 2 and 10.

⁷ Some of my students needed an effort to reconcile the positive signs in Eqs. (2) with the negative sign in the well-known relation $dU_k = -\mathcal{E}(\mathbf{r}_k)d\mathbf{p}_k$ for the potential energy of a dipole in an external electric field – see, e.g.,

$$d\mathcal{W} = \sum_k d\mathcal{W}_k, \quad \text{with } d\mathcal{W}_k = \mathcal{E}(\mathbf{r}_k) \cdot d\mathbf{p}_k. \quad (1.2b)$$

Very similarly, and at the similar conditions on the external magnetic field $\mathcal{H}(\mathbf{r})$, its elementary work on a magnetic medium may be also represented in either of two forms:⁸

$$d\mathcal{W} = \mu_0 \int \mathcal{H}(\mathbf{r}) \cdot d\mathcal{M}(\mathbf{r}) d^3r \equiv \mu_0 \int \sum_{j=1}^3 \mathcal{H}_j(\mathbf{r}) d\mathcal{M}_j(\mathbf{r}) d^3r, \quad (1.3a)$$

$$d\mathcal{W} = \sum_k d\mathcal{W}_k, \quad \text{with } d\mathcal{W}_k = \mu_0 \mathcal{H}(\mathbf{r}_k) \cdot d\mathbf{m}_k. \quad (1.3b)$$

where \mathcal{M} and \mathbf{m} are the vectors of, respectively, the medium's magnetization and the magnetic moment of a single dipole. Formulas (2) and (3) show that the roles of generalized coordinates may be played by Cartesian components of the vectors \mathcal{P} (or \mathbf{p}) and \mathcal{M} (or \mathbf{m}), with the components of the electric and magnetic fields playing the roles of the corresponding generalized forces. This list may be extended to other interactions (such as gravitation, surface tension in fluids, etc.). Following tradition, I will use the $\{-P, V\}$ pair in almost all the formulas below, but the reader should remember that they all are valid for any other pair $\{\mathcal{F}_j, q_j\}$.⁹

Again, the specific relations between the variables of each pair listed above may depend on the statistical properties of the system under analysis, but their definitions are not based on statistics. The situation is very different for a very specific pair of variables, *temperature* T and *entropy* S , although these “sister variables” participate in many formulas of thermodynamics exactly as if they were just one more canonical pair $\{\mathcal{F}_j, q_j\}$. However, the very existence of these two notions is due to statistics. Namely, temperature T is an intensive variable that characterizes the degree of thermal “agitation” of the system's components. On the contrary, the entropy S is an extensive variable that in most cases evades immediate perception by human senses; it is a qualitative measure of the *disorder* of the system, i.e. the degree of our ignorance about its exact microscopic state.¹⁰

The reason for the appearance of the $\{T, S\}$ pair of variables in formulas of thermodynamics and statistical mechanics is that the statistical approach to large systems of particles brings some qualitatively new results, most notably the notion of the *irreversible* time evolution of collective (*macroscopic*) variables describing the system. On one hand, the irreversibility looks absolutely natural in such phenomena as the diffusion of an ink drop in a glass of water. In the beginning, the ink molecules are located in a certain small part of the system's volume, i.e. to some extent ordered, while at the late stages of diffusion, the position of each molecule in the glass is essentially random. However, as a second thought, the irreversibility is rather surprising, taking into account that the laws governing the

EM Eqs. (3.15). The resolution of this paradox is simple: each term of Eq. (2b) describes the work $d\mathcal{W}_k$ of the electric field on the *internal* degrees of freedom of the k^{th} dipole, changing its *internal* energy E_k : $dE_k = d\mathcal{W}_k$. This energy change may be viewed as coming from the dipole's potential energy in the field: $dE_k = -dU_k$.

⁸ Here, as in all my series, I am using the SI units; for their translation to the Gaussian units, I have to refer the reader to the EM part of the series.

⁹ Note that in systems of discrete particles, most generalized forces, including the fields \mathcal{E} and \mathcal{H} , differ from the pressure P in the sense that their work may be explicitly partitioned into single-particle components – see Eqs. (2b) and (3b). This fact gives some discretion for the calculations based on thermodynamic potentials – see Sec.4.

¹⁰ The notion of entropy was introduced into thermodynamics in 1865 by Rudolf Julius Emanuel Clausius on a purely phenomenological basis. In the absence of a clue about the entropy's microscopic origin (which had to wait for the works by L. Boltzmann and J. Maxwell), this was an amazing intellectual achievement.

motion of the system's components are *time-reversible* – such as the Newton laws or the basic laws of quantum mechanics.¹¹ Indeed, if at a late stage of the diffusion process, we reversed the velocities of all molecules exactly and simultaneously, the ink molecules would again gather (for a moment) into the original spot.¹² The problem is that getting the *information* necessary for the exact velocity reversal is not practicable. This example shows a deep connection between statistical mechanics and information theory.

A qualitative discussion of the reversibility-irreversibility dilemma requires a strict definition of the basic notion of statistical mechanics (and indeed of the probability theory), the *statistical ensemble*, and I would like to postpone it until the beginning of Chapter 2. In particular, in that chapter, we will see that the basic law of irreversible behavior is an increase of the entropy S in any closed system. Thus, the statistical mechanics, without defying the “microscopic” laws governing the evolution of system's components, introduces on top of them some new “macroscopic” laws, intrinsically related to the evolution of *information*, i.e. the degree of our knowledge of the microscopic state of the system.

To conclude this brief discussion of variables, let me mention that as in all fields of physics, a very special role in statistical mechanics is played by the *energy* E . To emphasize the commitment to disregard the motion of the system as a whole in this subfield of physics, the E considered in thermodynamics it is frequently called the *internal energy*, though just for brevity, I will skip this adjective in most cases. The simplest example of such E is the sum of kinetic energies of molecules in a dilute gas at their thermal motion, but in general, the internal energy also includes not only the individual energies of the system's components but also their interactions with each other. Besides a few “pathological” cases of very-long-range interactions, these interactions may be treated as local; in this case the internal energy is proportional to N , i.e. is an extensive variable. As will be shown below, other extensive variables with the dimension of energy are often very useful as well, including the (Helmholtz) *free energy* F , the *Gibbs energy* G , the *enthalpy* H , and the *grand potential* Ω . (The collective name for such variables is *thermodynamic potentials*.)

Now, we are ready for a brief discussion of the relationship between *statistical physics* and *thermodynamics*. While the task of statistical physics is to calculate the macroscopic variables discussed above¹³ for various microscopic models of the system, the main role of thermodynamics is to derive some general relations between the average values of the macroscopic variables (also called *thermodynamic variables*) that do not depend on specific models. Surprisingly, it is possible to accomplish such a feat using just a few either evident or very plausible general assumptions (sometimes called the *laws of thermodynamics*), which find their proof in statistical physics.¹⁴ Such general relations allow for a substantial reduction of the number of calculations we have to do in statistical physics: in most cases, it is sufficient to calculate from the statistics just one or two variables, and then use general

¹¹ Because of that, the possibility of the irreversible macroscopic behavior of microscopically reversible systems was questioned by some serious scientists as recently as in the late 19th century – notably by J. Loschmidt in 1876.

¹² While quantum-mechanical effects, with their intrinsic uncertainty, may be quantitatively important in this example, our qualitative discussion does not depend on them. Another classical example is the chaotic motion of a ball on a 2D Sinai billiard – see CM Chapter 9 and in particular Fig. 9.8 and its discussion.

¹³ Several other quantities, for example the heat capacity C , may be calculated as partial derivatives of the basic variables discussed above. Also, at certain conditions, the number of particles N in a certain system may be not fixed and also considered as an (extensive) variable – see Sec. 5 below.

¹⁴ Admittedly, some of these proofs are based on other plausible but deeper postulates, for example the central statistical hypothesis (Sec. 2.2), whose best proof, to my knowledge, is just the whole body of experimental data.

thermodynamic relations to get all other properties of interest. Thus the thermodynamics, sometimes snubbed as a phenomenology, deserves every respect not only as a useful theoretical tool but also as a discipline more general than any particular statistical model. This is why the balance of this chapter is devoted to a brief review of thermodynamics.

1.2. The 2nd law of thermodynamics, entropy, and temperature

Thermodynamics accepts a phenomenological approach to the entropy S , postulating that there is such a unique extensive measure of the aggregate disorder, and that in a *closed system* (defined as a system completely isolated from its environment, i.e. the system with its internal energy fixed) it may only grow in time, reaching its constant (maximum) value at equilibrium:¹⁵

$$dS \geq 0. \quad (1.4)$$

2nd law of
thermo-
dynamics

This postulate is called the 2nd law of thermodynamics – arguably its only substantial new law.¹⁶

Rather surprisingly, this law, together with the additivity of S in composite systems of non-interacting parts (as an extensive variable), is sufficient for a formal definition of temperature, and a derivation of its basic properties that comply with our everyday notion of this key variable. Indeed, let us consider a closed system consisting of two fixed-volume subsystems (Fig. 2) whose internal relaxation is very fast in comparison with the rate of the thermal flow (i.e. the energy and entropy exchange) between the parts. In this case, on the latter time scale, each part is always in some quasi-equilibrium state, which may be described by a unique relation $E(S)$ between its energy and entropy.¹⁷

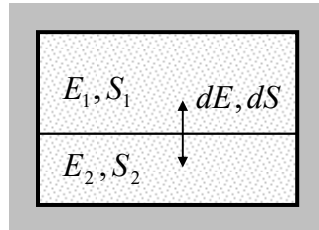


Fig. 1.2. A. composite thermodynamic system.

Neglecting the energy of interaction between the parts (which is always possible at $N \gg 1$, and in the absence of long-range interactions), we may use the extensive character of the variables E and S to write

$$E = E_1(S_1) + E_2(S_2), \quad S = S_1 + S_2, \quad (1.5)$$

for the full energy and entropy of the system. Now let us use them to calculate the following derivative:

¹⁵ Implicitly, this statement also postulates the existence, in a closed system, of *thermodynamic equilibrium*, an asymptotically reached state in which all macroscopic variables, including entropy, remain constant. Sometimes this postulate is called the 0th law of thermodynamics.

¹⁶ Two initial formulations of this law, later proved equivalent, were put forward independently by Lord Kelvin (born William Thomson) in 1851 and by Rudolf Clausius in 1854.

¹⁷ Here we strongly depend on a very important (and possibly the least intuitive) aspect of the 2nd law, namely that the entropy is a *unique* measure of disorder.

$$\frac{dS}{dE_1} = \frac{dS_1}{dE_1} + \frac{dS_2}{dE_1} \equiv \frac{dS_1}{dE_1} + \frac{dS_2}{dE_2} \frac{dE_2}{dE_1} = \frac{dS_1}{dE_1} + \frac{dS_2}{dE_2} \frac{d(E - E_1)}{dE_1}. \quad (1.6)$$

Since the total energy E of the closed system is fixed and hence independent of its re-distribution between the subsystems, we have to take $dE/dE_1 = 0$, and Eq. (6) yields

$$\frac{dS}{dE_1} = \frac{dS_1}{dE_1} - \frac{dS_2}{dE_2}. \quad (1.7)$$

According to the 2nd law of thermodynamics, when the two parts have reached the thermodynamic equilibrium, the total entropy S reaches its maximum, so that $dS/dE_1 = 0$, and Eq. (7) yields

$$\frac{dS_1}{dE_1} = \frac{dS_2}{dE_2}. \quad (1.8)$$

This equality shows that if a thermodynamic system may be partitioned into weakly interacting macroscopic parts, their derivatives dS/dE should be equal in the equilibrium. The reciprocal of this derivative is called *temperature*. Taking into account that our analysis pertains to the situation (Fig. 2) when both volumes $V_{1,2}$ are fixed, we may write this definition as

$$\left(\frac{\partial E}{\partial S} \right)_V \equiv T, \quad (1.9) \quad \text{Definition of temperature}$$

the subscript V meaning that volume is kept constant at the differentiation. (Such notation is common and very useful in thermodynamics, with its broad range of variables.)

Note that according to Eq. (9), if the temperature is measured in energy units¹⁸ (as I will do in this course for the brevity of notation), then S is dimensionless. The transfer to the SI or Gaussian units, i.e. to the temperature T_K measured in kelvins (not “Kelvins”, and not “degrees Kelvin”, please!), is given by the relation $T = k_B T_K$, where the *Boltzmann constant* $k_B \approx 1.38 \times 10^{-23} \text{ J/K} = 1.38 \times 10^{-16} \text{ erg/K}$.¹⁹ In those units, the entropy becomes dimensional: $S_K = k_B S$.

The definition of temperature, given by Eq. (9), is of course in sharp contrast with the popular notion of T as a measure of the average energy of one particle. However, as we will repeatedly see below, in many cases these two notions may be reconciled, with Eq. (9) being more general. In particular, the so-defined T is in semi-quantitative agreement with our everyday notion of temperature:²⁰

(i) according to Eq. (9), the temperature is an intensive variable (since both E and S are extensive), i.e., in a system of similar particles, it is independent of the particle number N ;

¹⁸ Here I have to mention a traditional unit of thermal energy, the calorie, still being used in some applied fields. In the most common modern definition (as the so-called *thermochemical calorie*) it equals exactly 4.148 J.

¹⁹ For the more exact values of this and other constants, see appendix CA: *Selected Physical Constants*. Note that both T and T_K define the natural *absolute* (also called “thermodynamic”) *scale* of temperature, vanishing at the same point – in contrast to such artificial scales as the degrees Celsius (“centigrades”), defined as $T_C \equiv T_K + 273.15$, or the degrees Fahrenheit: $T_F \equiv (9/5)T_C + 32$.

²⁰ Historically, such notion was initially qualitative – just as something distinguishing “hot” from “cold”. After the invention of thermometers (the first one by Galileo Galilei in 1592), mostly based on thermal expansion of fluids, this notion had become quantitative but not very deep: being understood as something “what the thermometer measures” – until its physical sense as a measure of thermal motion’s intensity, was revealed in the 19th century.

- (ii) temperatures of all parts of a system are equal at equilibrium – see Eq. (8);
- (iii) in a closed system whose parts are *not* in equilibrium, thermal energy (*heat*) always flows from a warmer part (with higher T) to the colder part.

In order to prove the last property, let us revisit the closed, composite system shown in Fig. 2, and consider another derivative:

$$\frac{dS}{dt} = \frac{dS_1}{dt} + \frac{dS_2}{dt} \equiv \frac{dS_1}{dE_1} \frac{dE_1}{dt} + \frac{dS_2}{dE_2} \frac{dE_2}{dt}. \quad (1.10)$$

If the internal state of each part is very close to equilibrium (as was assumed from the very beginning) at each moment of time, we can use Eq. (9) to replace the derivatives $dS_{1,2}/dE_{1,2}$ with $1/T_{1,2}$, getting

$$\frac{dS}{dt} = \frac{1}{T_1} \frac{dE_1}{dt} + \frac{1}{T_2} \frac{dE_2}{dt}. \quad (1.11)$$

Since in a closed system $E = E_1 + E_2 = \text{const}$, these time derivatives are related as $dE_2/dt = -dE_1/dt$, and Eq. (11) yields

$$\frac{dS}{dt} = \left(\frac{1}{T_1} - \frac{1}{T_2} \right) \frac{dE_1}{dt}. \quad (1.12)$$

But according to the 2nd law of thermodynamics, this derivative cannot be negative: $dS/dt \geq 0$. Hence,

$$\left(\frac{1}{T_1} - \frac{1}{T_2} \right) \frac{dE_1}{dt} \geq 0. \quad (1.13)$$

For example, if $T_1 > T_2$, then $dE_1/dt \leq 0$, i.e. the warmer part gives energy to its colder counterpart.

Note also that at such a heat exchange, at fixed volumes $V_{1,2}$, and $T_1 \neq T_2$, increases the total system's entropy, without performing any “useful” mechanical work – see Eq. (1).

1.3. The 1st and 3rd laws of thermodynamics, and heat capacity

Now let us consider a *thermally* insulated system whose volume V may be changed by force – see, for example, Fig. 1. Such a system is different from the fully closed one, because its energy E may be changed by the external force's work – see Eq. (1):

$$dE = d\mathcal{W} = -PdV. \quad (1.14)$$

Let the volume change be so slow ($dV/dt \rightarrow 0$) that the system is virtually at equilibrium at any instant. Such a slow process is called *reversible*, and in the particular case of a thermally insulated system, it is also called *adiabatic*. If the pressure P (or any generalized external force \mathcal{F}_j) is deterministic, i.e. is a predetermined function of time, independent of the state of the system under analysis, it may be considered as coming from a fully ordered system, i.e. the one having zero entropy, with the total system (the system under our analysis plus the source of the force) completely closed. Since the entropy of the total closed system should stay constant (see the second of Eqs. (5) above), S of the system under analysis should stay constant on its own. Thus we arrive at a very important conclusion: at an adiabatic process, the entropy of a system cannot change. (Sometimes such a process is called *isentropic*.) This means that we may use Eq. (14) to write

$$P = -\left(\frac{\partial E}{\partial V}\right)_S. \quad (1.15)$$

Now let us consider a more general thermodynamic system that may also exchange thermal energy (“heat”) with its environment (Fig. 3).

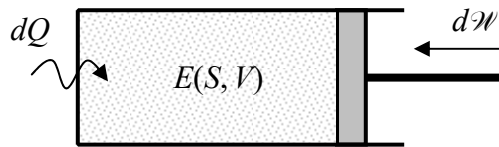


Fig. 1.3. An example of the thermodynamic process involving both the mechanical work by the environment, and the heat exchange with it.

For such a system, our previous conclusion about the entropy’s constancy is not valid, so that S , in equilibrium, may be a function of not only the system’s energy E , but also of its volume: $S = S(E, V)$. Let us consider this relation resolved for energy: $E = E(S, V)$, and write the general mathematical expression for the full differential of E as a function of these two independent arguments:

$$dE = \left(\frac{\partial E}{\partial S}\right)_V dS + \left(\frac{\partial E}{\partial V}\right)_S dV. \quad (1.16)$$

This formula, based on the stationary relation $E = E(S, V)$, is evidently valid not only in equilibrium but also for all very slow, reversible²¹ processes. Now, using Eqs. (9) and (15), we may rewrite Eq. (16) as

$$dE = TdS - PdV. \quad (1.17)$$

Energy:
differential

According to Eq. (1), the second term on the right-hand side of this equation is just the work of the external force, so that due to the conservation of energy,²² the first term has to be equal to the *heat* dQ transferred from the environment to the system (see Fig. 3):

$$dE = dQ + d\mathcal{W}, \quad (1.18)$$

$$dQ = TdS. \quad (1.19)$$

1st law of
thermo-
dynamics

The last relation, divided by T and then integrated along an arbitrary (but reversible!) process,

$$S = \int \frac{dQ}{T} + \text{const}, \quad (1.20)$$

is sometimes used as an alternative definition of entropy S – provided that temperature is defined not by Eq. (9), but in some independent way. It is useful to recognize that entropy (like energy) may be defined

²¹ Let me emphasize again that any adiabatic process is reversible, but not vice versa.

²² Such conservation, expressed by Eqs. (18)-(19), is commonly called the *1st law of thermodynamics*. While it (in contrast with the 2nd law) does not present any new law of nature, and in particular was already used de-facto to write the first of Eqs. (5) and also Eq. (14), such a grand name was absolutely justified in the 19th century when the mechanical nature of the internal energy (the thermal motion) was not at all clear. In this context, the names of three scientists, Benjamin Thompson (who gave, in 1799, convincing arguments that heat cannot be anything but a form of particle motion), Julius Robert von Mayer (who conjectured the conservation of the sum of the thermal and macroscopic mechanical energies in 1841), and James Prescott Joule (who proved this conservation experimentally two years later), have to be reverently mentioned.

to an arbitrary constant, which does not affect any other thermodynamic observables. The common convention is to take

$$S \rightarrow 0, \quad \text{at } T \rightarrow 0. \quad (1.21)$$

This condition is sometimes called the “3rd law of thermodynamics”, but it is important to realize that this is just a convention rather than a real law.²³ Indeed, the convention corresponds well to the notion of the full order at $T = 0$ in some systems (e.g., separate atoms or perfect crystals), but creates ambiguity for other systems, e.g., amorphous solids (like the usual glasses) that may remain highly disordered for “astronomic” times, even at $T \rightarrow 0$.

Now let us discuss the notion of *heat capacity* that, by definition, is the ratio dQ/dT , where dQ is the amount of heat that should be given to a system to raise its temperature by a small amount dT .²⁴ (This notion is important because the heat capacity may be most readily measured experimentally.) The heat capacity depends, naturally, on whether the heat dQ goes only into an increase of the internal energy dE of the system (as it does if its volume V is constant), or also into the mechanical work ($-d\mathcal{W}$) performed by the system at its expansion – as it happens, for example, if the pressure P , rather than the volume V , is fixed (the so-called *isobaric* process – see Fig. 4).

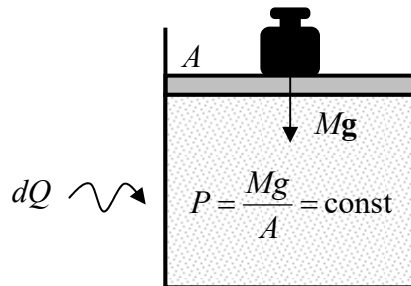


Fig. 1.4. The simplest example of the isobaric process.

Hence we should discuss at least two different quantities,²⁵ the *heat capacity at fixed volume*,

$$C_V \equiv \left(\frac{\partial Q}{\partial T} \right)_V \quad (1.22)$$

Heat capacity: definitions
and the *heat capacity at fixed pressure*

$$C_P \equiv \left(\frac{\partial Q}{\partial T} \right)_P, \quad (1.23)$$

²³Actually, the 3rd law (also called the *Nernst theorem*) as postulated by Walter Hermann Nernst in 1912 was different – and really meaningful: “It is impossible for any procedure to lead to the isotherm $T = 0$ in a finite number of steps.” I will discuss this theorem at the end of Sec. 6.

²⁴By this definition, the full heat capacity of a system is an extensive variable, but it may be used to form such intensive variables as the heat capacity per particle, called the *specific heat capacity*, or just the *specific heat*. (Please note that the last terms are rather ambiguous: they are used for the heat capacity per unit mass, per unit volume, and sometimes even for the heat capacity of the system as the whole, so that some caution is in order.)

²⁵Dividing both sides of Eq. (19) by dT , we get the general relation $dQ/dT = TdS/dT$, which may be used to rewrite the definitions (22) and (23) in the following forms:

$$C_V = T \left(\frac{\partial S}{\partial T} \right)_V, \quad C_P = T \left(\frac{\partial S}{\partial T} \right)_P,$$

more convenient for some applications.

and expect that for all “normal” (mechanically stable) systems, $C_P \geq C_V$. The difference between C_P and C_V is rather minor for most liquids and solids, but may be very substantial for gases – see Sec. 4.

1.4. Thermodynamic potentials

Since for a fixed volume, $d\mathcal{W} = -PdV = 0$, and Eq. (18) yields $dQ = dE$, we may rewrite Eq. (22) in another convenient form

$$C_V = \left(\frac{\partial E}{\partial T} \right)_V. \quad (1.24)$$

so that to calculate C_V from a certain statistical-physics model, we only need to calculate E as a function of temperature and volume. If we want to obtain a similarly convenient expression for C_P , the best way is to introduce a new notion of so-called *thermodynamic potentials* – whose introduction and effective use is perhaps one of the most impressive techniques of thermodynamics. For that, let us combine Eqs. (1) and (18) to write the 1st law of thermodynamics in its most common form

$$dQ = dE + PdV. \quad (1.25)$$

At an isobaric process (Fig. 4), i.e. at $P = \text{const}$, this expression is reduced to

$$(dQ)_P = dE_P + d(PV)_P = d(E + PV)_P. \quad (1.26)$$

Thus, if we introduce a new function with the dimensionality of energy:²⁶

$$H \equiv E + PV, \quad (1.27)$$

Enthalpy:
definition

called *enthalpy* (or, sometimes, the “heat function” or the “heat contents”),²⁷ we may rewrite Eq. (23) as

$$C_P = \left(\frac{\partial H}{\partial T} \right)_P. \quad (1.28)$$

Comparing Eqs. (28) and (24) we see that for the heat capacity, the enthalpy H plays the same role at fixed pressure as the internal energy E plays at fixed volume.

Now let us explore properties of the enthalpy at an *arbitrary* reversible process, i.e. lifting the restriction $P = \text{const}$, but keeping the definition (27). Differentiating this equality, we get

$$dH = dE + PdV + VdP. \quad (1.29)$$

Plugging into this relation Eq. (17) for dE , we see that the terms $\pm PdV$ cancel, yielding a very simple expression

$$dH = TdS + VdP, \quad (1.30)$$

Enthalpy:
differential

whose right-hand side differs from Eq. (17) only by the swap of P and V in the second term, with the simultaneous change of its sign. Formula (30) shows that if H has been found (say, experimentally

²⁶ From the point of view of mathematics, Eq. (27) is a particular case of the so-called *Legendre transformations*.

²⁷ This function (as well as the Gibbs free energy G , see below), had been introduced in 1875 by J. Gibbs, though the term “enthalpy” was coined (much later) by H. Onnes.

measured or calculated for a certain microscopic model) as a function of the entropy S and the pressure P of a system, we can calculate its temperature T and volume V by simple partial differentiation:

$$T = \left(\frac{\partial H}{\partial S} \right)_P, \quad V = \left(\frac{\partial H}{\partial P} \right)_S. \quad (1.31)$$

The comparison of the first of these relations with Eq. (9) shows that not only for the heat capacity but for temperature as well, enthalpy plays the same role at fixed pressure, as played by internal energy at fixed volume.

This success immediately raises the question of whether we could develop this idea further on, by defining other useful thermodynamic potentials – the variables with the dimensionality of energy that would have similar properties – first of all, a potential that would enable a similar swap of T and S in its full differential, in comparison with Eq. (30). We already know that an adiabatic process is the reversible process with fixed entropy, inviting analysis of a reversible process with fixed temperature. Such an *isothermal process* may be implemented, for example, by placing the system under consideration into thermal contact with a much larger system (called either the *heat bath*, or “heat reservoir”, or “thermostat”) that remains in thermodynamic equilibrium at all times – see Fig. 5.

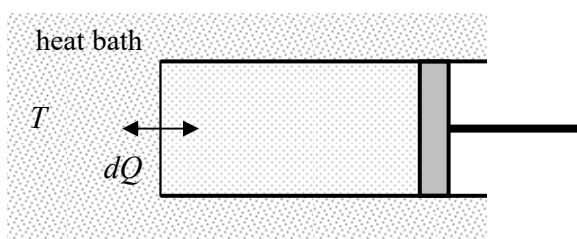


Fig. 1.5. The simplest example of the isothermal process.

Due to its very large size, the heat bath temperature T does not depend on what is being done with our system, and if the change is being done sufficiently slowly (i.e. reversibly), that this temperature is also the temperature of our system – see Eq. (8) and its discussion. Let us calculate the elementary mechanical work $d\mathcal{W}$ (1) at such a reversible isothermal process. According to the general Eq. (18), $d\mathcal{W} = dE - dQ$. Plugging dQ from Eq. (19) into this equality, for $T = \text{const}$ we get

$$(d\mathcal{W})_T = dE - TdS = d(E - TS) \equiv dF, \quad (1.32)$$

where the following combination,

$$F \equiv E - TS, \quad (1.33)$$

Free energy:
definition

is called the *free energy* (or the “Helmholtz free energy”, or just the “Helmholtz energy”²⁸). Just as we have done for the enthalpy, let us establish properties of this new thermodynamic potential for an arbitrarily small, reversible (now not necessarily isothermal!) variation of variables, while keeping the definition (33). Differentiating this relation and then using Eq. (17), we get

$$dF = -SdT - PdV. \quad (1.34)$$

Free energy:
differential

²⁸ It was named after Hermann von Helmholtz (1821-1894). The last of the listed terms for F was recommended by the most recent (1988) IUPAC’s decision, but I will use the first term, which prevails in physics literature. The origin of the adjective “free” stems from Eq. (32): F may be interpreted as the internal energy’s part that is “free” to be transferred to the mechanical work, at the (most common) reversible, isothermal process.

Thus, if we know the function $F(T, V)$, we can calculate S and P by simple differentiation:

$$S = -\left(\frac{\partial F}{\partial T}\right)_V, \quad P = -\left(\frac{\partial F}{\partial V}\right)_T. \quad (1.35)$$

Now we may notice that the system of all partial derivatives may be made full and symmetric if we introduce one more thermodynamic potential. Indeed, we have already seen that each of the three already introduced thermodynamic potentials (E , H , and F) has an especially simple full differential if it is considered as a function of its two *canonical* arguments: one of the “thermal variables” (either S or T) and one of the “mechanical variables” (either P or V):²⁹

$$E = E(S, V); \quad H = H(S, P); \quad F = F(T, V). \quad (1.36)$$

In this list of pairs of four arguments, only one pair is missing: $\{T, P\}$. The thermodynamic function of this pair, which gives the two remaining variables (S and V) by simple differentiation, is called the *Gibbs energy* (or sometimes the “Gibbs free energy”): $G = G(T, P)$. The way to define it in a symmetric way is evident from the so-called *circular diagram* shown in Fig. 6.

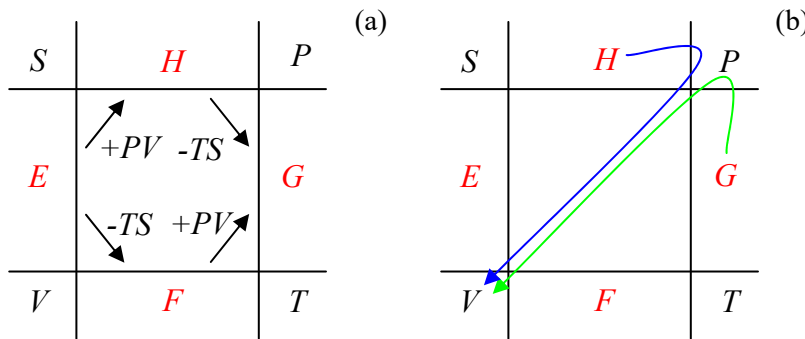


Fig. 1.6. (a) The circular diagram and (b) an example of its use for variable calculation. The thermodynamic potentials are typeset in red, each flanked with its two canonical arguments.

In this diagram, each thermodynamic potential is placed between its two canonical arguments – see Eq. (36). The left two arrows in Fig. 6a show the way the potentials H and F have been obtained from energy E – see Eqs. (27) and (33). This diagram hints that G has to be defined as shown by either of the two right arrows on that panel, i.e. as

$$G \equiv F + PV \equiv H - TS \equiv E - TS + PV. \quad (1.37)$$

Gibbs energy: definition

In order to verify this idea, let us calculate the full differential of this new thermodynamic potential, using, e.g., the first form of Eq. (37) together with Eq. (34):

$$dG = dF + d(PV) = (-SdT - PdV) + (PdV + VdP) \equiv -SdT + VdP, \quad (1.38)$$

Gibbs energy: differential

so that if we know the function $G(T, P)$, we can indeed readily calculate both entropy and volume:

$$S = -\left(\frac{\partial G}{\partial T}\right)_P, \quad V = \left(\frac{\partial G}{\partial P}\right)_T. \quad (1.39)$$

²⁹ Note the similarity of this situation with that in analytical mechanics (see, e.g., CM Chapters 2 and 10): the Lagrangian function may be used to derive the equations of motion if it is expressed as a function of generalized coordinates and their *velocities*, while to use the Hamiltonian function in a similar way, it has to be expressed as a function of the generalized coordinates and the corresponding *momenta*.

The circular diagram completed in this way is a good mnemonic tool for describing Eqs. (9), (15), (31), (35), and (39), which express thermodynamic variables as partial derivatives of the thermodynamic potentials. Indeed, the variable in any corner of the diagram may be found as a partial derivative of any of two potentials that are not its immediate neighbors, over the variable in the opposite corner. For example, the green line in Fig. 6b corresponds to the second of Eqs. (39), while the blue line, to the second of Eqs. (31). At this procedure, all the derivatives giving the variables of the upper row (S and P) have to be taken with negative signs, while those giving the variables of the bottom row (V and T), with positive signs.³⁰

Now I have to justify the collective name “thermodynamic potentials” used for E , H , F , and G . For that, let us consider an *irreversible* process, for example, a direct thermal contact of two bodies with different initial temperatures. As was discussed in Sec. 2, at such a process, the entropy may grow even without the external heat flow: $dS \geq 0$ at $dQ = 0$ – see Eq. (12). This means that at a more general process with $dQ \neq 0$, the entropy may grow faster than predicted by Eq. (19), which has been derived for a reversible process, so that

$$dS \geq \frac{dQ}{T}, \quad (1.40)$$

with the equality approached in the reversible limit. Plugging Eq. (40) into Eq. (18) (which, being just the energy conservation law, remains valid for irreversible processes as well), we get

$$dE \leq TdS - PdV. \quad (1.41)$$

We can use this relation to have a look at the behavior of other thermodynamic potentials in irreversible situations, still keeping their definitions given by Eqs. (27), (33), and (37). Let us start from the (very common) case when both the temperature T and the volume V of a system are kept constant. If the process is reversible, then according to Eq. (34), the full time derivative of the free energy F would equal zero. Eq. (41) says that at an irreversible process, this is not necessarily so: if $dT = dV = 0$, then

$$\frac{dF}{dt} = \frac{d}{dt}(E - TS)_T = \frac{dE}{dt} - T \frac{dS}{dt} \leq 0. \quad (1.42)$$

Hence, in the general (irreversible) situation, F can only decrease, but not increase in time. This means that F eventually approaches its minimum value $F(T, S)$, given by the equations of reversible thermodynamics. To re-phrase this important conclusion, in the case $T = \text{const}$, $V = \text{const}$, the free energy F , i.e. the difference $E - TS$, plays the role of the potential energy in the classical mechanics of dissipative processes: its minimum corresponds to the (in the case of F , thermodynamic) equilibrium of the system. This is one of the key results of thermodynamics, and I invite the reader to give it some thought. One of its possible handwaving interpretations of this fact is that the heat bath with fixed $T > 0$, i.e. with a substantial thermal agitation of its components, “wants” to impose thermal disorder in the system immersed into it, by “rewarding” it with lower F for any increase of disorder.

³⁰ There is also a wealth of other relations between thermodynamic variables that may be represented as second derivatives of the thermodynamic potentials, including four *Maxwell relations* such as $(\partial S/\partial V)_T = (\partial P/\partial T)_V$, etc. (They may be readily recovered from the well-known property of a function of two independent arguments, say, $f(x, y)$: $\partial(\partial f/\partial x)/\partial y = \partial(\partial f/\partial y)/\partial x$.) In this chapter, I will list only the thermodynamic relations that will be used later in the course; a more complete list may be found, e.g., in Sec. 16 of the book by L. Landau and E. Lifshitz, *Statistical Physics, Part 1*, 3rd ed., Pergamon, 1980 (and its later re-printings).

Repeating the calculation for a different case, $T = \text{const}$, $P = \text{const}$, it is easy to see that in this case the same role is played by the Gibbs energy:

$$\frac{dG}{dt} \equiv \frac{d}{dt}(E - TS + PV) = \frac{dE}{dt} - T \frac{dS}{dt} + P \frac{dV}{dt} \leq (T \frac{dS}{dt} - P \frac{dV}{dt}) - T \frac{dS}{dt} + P \frac{dV}{dt} \equiv 0, \quad (1.43)$$

so that the thermal equilibrium now corresponds to the minimum of G rather than F .

For the two remaining thermodynamic potentials, E and H , the calculations similar to Eqs. (42) and (43) make less sense because that would require keeping $S = \text{const}$ (with $V = \text{const}$ for E , and $P = \text{const}$ for H) for an irreversible process, but it is usually hard to prevent the entropy from growing if initially it had been lower than its equilibrium value, at least on the long-term basis.³¹ Thus the circular diagram is not so symmetric after all: G and F are somewhat more useful for most practical calculations than E and H .

Note that the difference $G - F = PV$ between the two “more useful” potentials has very little to do with thermodynamics at all because this difference exists (although is not much advertised) in classical mechanics as well.³² Indeed, the difference may be generalized as $G - F = -\mathcal{F}q$, where q is a generalized coordinate, and \mathcal{F} is the corresponding generalized force. The minimum of F corresponds to the equilibrium of an autonomous system (with $\mathcal{F} = 0$), while the equilibrium position of the same system under the action of external force \mathcal{F} is given by the minimum of G . Thus the external force “wants” the system to subdue to its effect, “rewarding” it with lower G .

Moreover, the difference between F and G becomes a bit ambiguous (approach-dependent) when the product $\mathcal{F}q$ may be partitioned into single-particle components – just as it is done in Eqs. (2b) and (3b) for the electric and magnetic fields. Here the applied field may be taken into account on the microscopic level, including its effect directly into the energy ε_k of each particle. In this case, the field contributes to the total internal energy E directly, and hence the thermodynamic equilibrium (at $T = \text{const}$) is described as the minimum of F . (We may say that in this case $F = G$, unless a difference between these thermodynamic potentials is created by the actual mechanical pressure P .) However, in some cases, typically for condensed systems, with their strong interparticle interactions, the easier (and sometimes the only one practicable³³) way to account for the field is on the macroscopic level, taking $G = F - \mathcal{F}q$. In this case, the same equilibrium state is described as the minimum of G . (Several examples of this dichotomy will be given later in this course.) Whatever the choice, one should mind not take the same field effect into account twice.

³¹ There are a few practicable systems, notably including the so-called *adiabatic magnetic refrigerators* (to be discussed in Chapter 2), where the unintentional growth of S is so slow that the condition $S = \text{const}$ may be closely approached.

³² It is convenient to describe it as the difference between the “usual” (internal) potential energy U of the system to its “Gibbs potential energy” U_G – see CM Sec. 1.4. For the readers who skipped that discussion: my pet example is the usual elastic spring with $U = kx^2/2$, under the effect of an external force \mathcal{F} , whose equilibrium position ($x_0 = \mathcal{F}/k$) evidently corresponds to the minimum of $U_G = U - \mathcal{F}x$, rather than just U .

³³ An example of such an extreme situation is the case when an external magnetic field \mathcal{H} is applied to a superconductor in its so-called *intermediate state*, in which the sample partitions into domains of the “normal” phase with $\mathcal{B} = \mu_0 \mathcal{H}$, and the superconducting phase with $\mathcal{B} = 0$. In this case, the field is effectively applied to the interfaces between the domains, very similarly to the mechanical pressure applied to a gas portion via a piston – see Fig. 1 again.

One more important conceptual question I would like to discuss here is why usually statistical physics pursues the calculation of thermodynamic potentials, rather than just of a relation between P , V , and T . (Such relation is called the *equation of state* of the system.) Let us explore this issue on the particular but important example of an *ideal classical gas* in thermodynamic equilibrium, for which the equation of state should be well known to the reader from undergraduate physics:³⁴

Ideal gas:
equation
of state

$$PV = NT, \quad (1.44)$$

where N is the number of particles in volume V . (In Chapter 3, we will derive Eq. (44) from statistics.) Let us try to use it for the calculation of all thermodynamic potentials, and all other thermodynamic variables discussed above. We may start, for example, from the calculation of the free energy F . Indeed, integrating the second of Eqs. (35) with the pressure calculated from Eq. (44), $P = NT/V$, we get

$$F = -\int PdV|_{T=\text{const}} = -NT \int \frac{dV}{V} \equiv -NT \int \frac{d(V/N)}{(V/N)} = -NT \ln \frac{V}{N} + Nf(T), \quad (1.45)$$

where V has been divided by N in both instances just to represent F as a manifestly extensive variable, in this uniform system proportional to N . The integration “constant” $f(T)$ is some function of temperature, which cannot be recovered from the equation of state. This function affects all other thermodynamic potentials, and the entropy as well. Indeed, using the first of Eqs. (35) together with Eq. (45), we get

$$S = -\left(\frac{\partial F}{\partial T}\right)_V = N \left[\ln \frac{V}{N} - \frac{df(T)}{dT} \right], \quad (1.46)$$

and now may combine Eqs. (33) with (46) to calculate the (internal) energy of the gas,³⁵

$$E = F + TS = \left[-NT \ln \frac{V}{N} + Nf(T) \right] + T \left[N \ln \frac{V}{N} - N \frac{df(T)}{dT} \right] \equiv N \left[f(T) - T \frac{df(T)}{dT} \right], \quad (1.47)$$

then use Eqs. (27), (44) and (47) to calculate its enthalpy,

$$H = E + PV = E + NT = N \left[f(T) - T \frac{df(T)}{dT} + T \right], \quad (1.48)$$

and, finally, plug Eqs. (44) and (45) into Eq. (37) to calculate the Gibbs energy

$$G = F + PV = N \left[-T \ln \frac{V}{N} + f(T) + T \right]. \quad (1.49)$$

³⁴ The long history of the gradual discovery of this relation includes the very early (circa 1662) work by R. Boyle and R. Townely, followed by contributions from H. Power, E. Mariotte, J. Charles, J. Dalton, and J. Gay-Lussac. It was fully formulated by Benoît Paul Émile Clapeyron in 1834, in the form $PV = nRT_K$, where n is the number of moles in the gas sample, and $R \approx 8.31 \text{ J/mole}\cdot\text{K}$ is the so-called *gas constant*. This form is equivalent to Eq. (44), taking into account that $R \equiv k_B N_A$, where $N_A = 6.022 \ 140 \ 76 \times 10^{23} \text{ mole}^{-1}$ is the *Avogadro number*, i.e. the number of molecules per mole. (By the mole’s definition, N_A is just the reciprocal mass, in grams, of the $1/12^{\text{th}}$ part of the ^{12}C atom, which is close to the mass of one proton or neutron – see *Appendix CA: Selected Physical Constants*.) Historically, this equation of state was the main argument for the introduction of the absolute temperature T , because only with it, the equation acquires the spectacularly simple form (44).

³⁵ Note that Eq. (47), in particular, describes a very important property of the ideal classical gas: its energy depends only on temperature (and the number of particles), but not on volume or pressure.

One might ask whether the function $f(T)$ is physically significant, or it is something like the inconsequential, arbitrary constant – like the one that may be always added to the potential energy in non-relativistic mechanics. In order to address this issue, let us calculate, from Eqs. (24) and (28), both heat capacities, which are evidently measurable quantities:

$$C_V = \left(\frac{\partial E}{\partial T} \right)_V = -NT \frac{d^2 f}{dT^2}, \quad (1.50)$$

$$C_P = \left(\frac{\partial H}{\partial T} \right)_P = N \left(-T \frac{d^2 f}{dT^2} + 1 \right) = C_V + N. \quad (1.51)$$

We see that the function $f(T)$, or at least its second derivative, is measurable.³⁶ (In Chapter 3, we will calculate this function for two simple “microscopic” models of the ideal classical gas.) The meaning of this function is evident from the physical picture of the ideal gas: the pressure P exerted on the walls of the containing volume is produced only by the translational motion of the gas molecules, while their internal energy E (and hence other thermodynamic potentials) may be also contributed by the internal dynamics of the molecules – their rotations, vibrations, etc. Thus, the equation of state does *not* give us the full thermodynamic description of a system, while the thermodynamic potentials do.

1.5. Systems with a variable number of particles

Now we have to consider one more important case: when the number N of particles in a system is not rigidly fixed, but may change as a result of a thermodynamic process. A typical example of such a system is a gas sample separated from the environment by a penetrable partition – see Fig. 7.³⁷

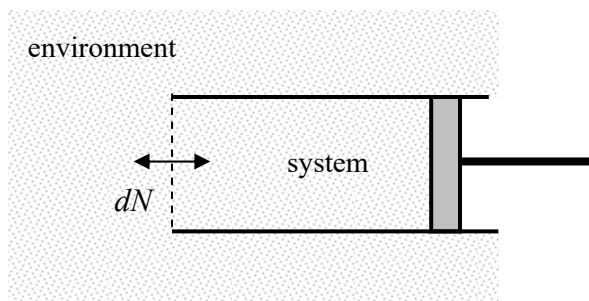


Fig. 1.7. An example of a system with a variable number of particles.

Let us analyze this situation for the simplest case when all the particles are similar. (In Sec. 4.1, this analysis will be extended to systems with particles of several sorts). In this case, we may consider N as an independent thermodynamic variable whose variation may change the energy E of the system, so that (for a slow, reversible process) Eq. (17) should be now generalized as

$$dE = TdS - PdV + \mu dN, \quad (1.52)$$

Chemical potential: definition

³⁶ Note, however, that the difference $C_P - C_V = N$ is independent of $f(T)$. (If the temperature is measured in kelvins, this relation takes a more familiar form $C_P - C_V = nR$.) It is straightforward (and hence left for the reader's exercise) to show that the difference $C_P - C_V$ of *any* system is fully determined by its equation of state.

³⁷ Another important example is a gas in a contact with the open-surface liquid of similar molecules.

where μ is a new function of state, called the *chemical potential*.³⁸ Keeping the definitions of other thermodynamic potentials, given by Eqs. (27), (33), and (37), intact, we see that the expressions for their differentials should be generalized as

$$dH = TdS + VdP + \mu dN, \quad (1.53a)$$

$$dF = -SdT - PdV + \mu dN, \quad (1.53b)$$

$$dG = -SdT + VdP + \mu dN, \quad (1.53c)$$

so that the chemical potential may be calculated as either of the following partial derivatives:³⁹

$$\mu = \left(\frac{\partial E}{\partial N} \right)_{S,V} = \left(\frac{\partial H}{\partial N} \right)_{S,P} = \left(\frac{\partial F}{\partial N} \right)_{T,V} = \left(\frac{\partial G}{\partial N} \right)_{T,P}. \quad (1.54)$$

Despite the formal similarity of all Eqs. (54), one of them is more consequential than the others. Indeed, the Gibbs energy G is the only thermodynamic potential that is a function of two *intensive* parameters, T and P . However, as all thermodynamic potentials, G has to be *extensive*, so that in a system of similar particles it has to be proportional to N :

$$G = Ng, \quad (1.55)$$

where g is some function of T and P . Plugging this expression into the last of Eqs. (54), we see that μ equals exactly this function, so that

$$\mu = \frac{G}{N}, \quad (1.56)$$

i.e. the chemical potential is just the Gibbs energy per particle.

In order to demonstrate how vital the notion of chemical potential may be, let us consider the situation (parallel to that shown in Fig. 2) when a system consists of two parts, with equal pressure and temperature, that can exchange particles at a relatively slow rate (much slower than the speed of the internal relaxation of each part). Then we can write two equations similar to Eqs. (5):

$$N = N_1 + N_2, \quad G = G_1 + G_2, \quad (1.57)$$

where $N = \text{const}$, and Eq. (56) may be used to describe each component of G :

$$G = \mu_1 N_1 + \mu_2 N_2. \quad (1.58)$$

Plugging the N_2 expressed from the first of Eqs. (57), $N_2 = N - N_1$, into Eq. (58), we see that

$$\frac{dG}{dN_1} = \mu_1 - \mu_2, \quad (1.59)$$

so that the minimum of G is achieved at $\mu_1 = \mu_2$. Hence, in the conditions of fixed temperature and pressure, i.e. when G is the appropriate thermodynamic potential, the chemical potentials of the system parts should be equal – the so-called *chemical equilibrium*.

³⁸ This name, of a historic origin, is misleading: as evident from Eq. (52), μ has a clear *physical* sense of the average energy cost of adding one more particle to the system of $N \gg 1$ particles.

³⁹ Note that strictly speaking, Eqs. (9), (15), (31), (35), and (39) should be now generalized by adding another lower index, N , to the corresponding derivatives; I will just imply this.

Finally, later in the course, we will also run into several cases when the volume V of a system, its temperature T , and the chemical potential μ are all fixed. (The last condition may be readily implemented by allowing the system of our interest to exchange particles with an environment so large that its μ stays constant.) The thermodynamic potential appropriate for this case may be obtained by subtraction of the product μN from the free energy F , resulting in the so-called *grand thermodynamic* (or “Landau”) *potential*:

$$\Omega \equiv F - \mu N = F - \frac{G}{N} N \equiv F - G = -PV. \quad (1.60)$$

Grand potential: definition

Indeed, for a reversible process, the full differential of this potential is

$$d\Omega = dF - d(\mu N) = (-SdT - PdV + \mu dN) - (\mu dN + Nd\mu) = -SdT - PdV - Nd\mu, \quad (1.61)$$

Grand potential: differential

so that if Ω has been calculated as a function of T , V , and μ , other thermodynamic variables may be found as

$$S = -\left(\frac{\partial\Omega}{\partial T}\right)_{V,\mu}, \quad P = -\left(\frac{\partial\Omega}{\partial V}\right)_{T,\mu}, \quad N = -\left(\frac{\partial\Omega}{\partial\mu}\right)_{T,V}. \quad (1.62)$$

Now acting exactly as we have done for other potentials, it is straightforward to prove that an irreversible process with fixed T , V , and μ , provides $d\Omega/dt \leq 0$, so that system’s equilibrium indeed corresponds to the minimum of the grand potential Ω . We will repeatedly use this fact in this course.

1.6. Thermal machines

In order to complete this brief review of thermodynamics, I cannot completely pass the topic of *thermal machines* – not because it will be used much in this course, but mostly because of its practical and historic significance.⁴⁰ Figure 8a shows the generic scheme of a thermal machine that may perform mechanical work on its environment (in our notation, equal to $-\mathcal{W}$) during each cycle of the expansion/compression of some “working gas”, by transferring different amounts of heat from a high-temperature heat bath (Q_H) and to the low-temperature bath (Q_L).

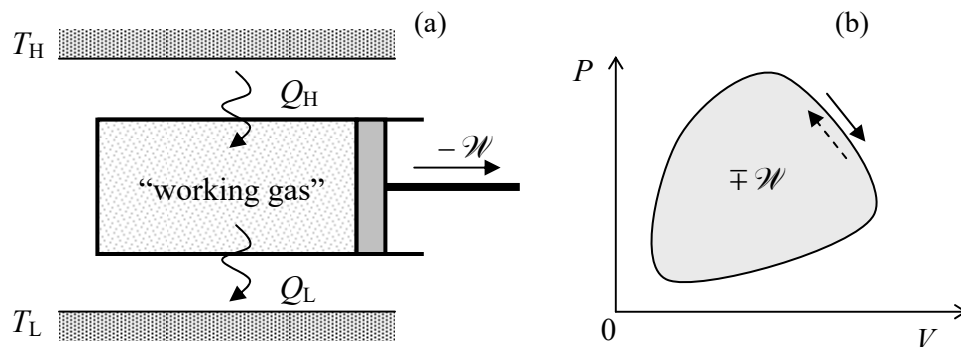


Fig. 1.8. (a) The simplest implementation of a thermal machine, and (b) the graphic representation of the mechanical work it performs. On panel (b), the solid arrow indicates the heat engine cycle direction, while the dashed arrow, the refrigerator cycle direction.

⁴⁰ The whole field of thermodynamics was spurred by the famous 1824 work by Nicolas Léonard Sadi Carnot, in which he, in particular, gave an alternative, indirect form of the 2nd law of thermodynamics – see below.

One relation between the three amounts Q_H , Q_L , and \mathcal{W} is immediately given by the energy conservation (i.e. by the 1st law of thermodynamics):

$$Q_H - Q_L = -\mathcal{W}. \quad (1.63)$$

From Eq. (1), the mechanical work during the cycle may be calculated as

$$-\mathcal{W} = \oint PdV, \quad (1.64)$$

and hence represented by the area circumvented by the state-representing point on the $[P, V]$ plane – see Fig. 8b. Note that the sign of this circular integral depends on the direction of the point's rotation; in particular, the work ($-\mathcal{W}$) done by the working gas is positive at its clockwise rotation (pertinent to *heat engines*) and negative in the opposite case (implemented in *refrigerators* and *heat pumps* – see below). Evidently, the work depends on the exact form of the cycle, which in turn may depend not only on T_H and T_L , but also on the working gas' properties.

An exception from this rule is the famous *Carnot cycle*, consisting of two isothermal and two adiabatic processes (all reversible!). In its heat engine's form, the cycle may start, for example, from an isothermic expansion of the working gas in contact with the hot bath (i.e. at $T = T_H$). It is followed by its additional adiabatic expansion (with the gas being disconnected from both heat baths) until its temperature drops to T_L . Then an isothermal compression of the gas is performed in its contact with the cold bath (at $T = T_L$), followed by its additional adiabatic compression to raise T to T_H again, after which the cycle is repeated again and again. Note that during this cycle the working gas is never in contact with both heat baths simultaneously, thus avoiding the irreversible heat transfer between them. The cycle's shape on the $[V, P]$ plane (Fig. 9a) depends on the exact properties of the working gas and may be rather complicated. However, since the system's entropy is constant at any adiabatic process, the Carnot cycle's shape on the $[S, T]$ plane is always rectangular – see Fig. 9b.

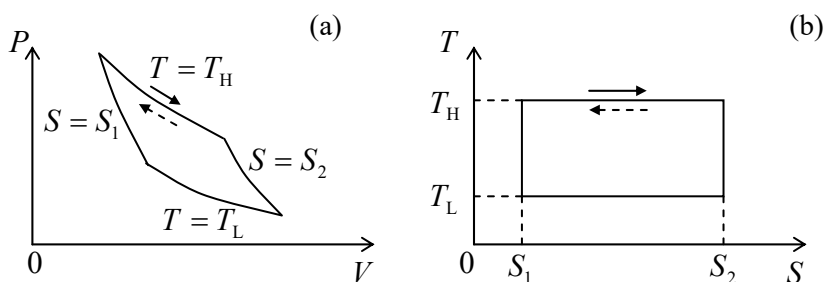


Fig. 1.9. Representation of the Carnot cycle: (a) on the $[V, P]$ plane (schematically), and (b) on the $[S, T]$ plane. The meaning of the arrows is the same as in Fig. 8.

Since during each isotherm, the working gas is brought into thermal contact only with the corresponding heat bath, i.e. its temperature is constant, the relation (19), $dQ = TdS$, may be immediately integrated to yield

$$Q_H = T_H(S_2 - S_1), \quad Q_L = T_L(S_2 - S_1). \quad (1.65)$$

Hence the ratio of these two heat flows is completely determined by their temperature ratio:

$$\frac{Q_H}{Q_L} = \frac{T_H}{T_L}, \quad (1.66)$$

regardless of the working gas properties. Formulas (63) and (66) are sufficient to find the ratio of the work ($-\mathcal{W}$) to any of Q_H and Q_L . For example, the main figure-of-merit of a thermal machine used as a heat engine ($Q_H > 0$, $Q_L > 0$, $-\mathcal{W} = |\mathcal{W}| > 0$), is its *efficiency*

$$\eta \equiv \frac{|\mathcal{W}|}{Q_H} = \frac{Q_H - Q_L}{Q_H} \equiv 1 - \frac{Q_L}{Q_H} \leq 1. \quad (1.67)$$

Heat engine's efficiency: definition

For the Carnot cycle, this definition, together with Eq. (66), immediately yield the famous relation⁴¹

$$\eta_{\text{Carnot}} = 1 - \frac{T_L}{T_H}, \quad (1.68)$$

Carnot cycle's efficiency

which shows that at a given T_L (that is typically the ambient temperature ~ 300 K), the efficiency may be increased, ultimately to 1, by raising the temperature T_H of the heat source.⁴²

The unique nature of the Carnot cycle (see Fig. 9b again) makes its efficiency (68) the upper limit for any heat engine.⁴³ Indeed, in this cycle, the transfer of heat between any heat bath and the working gas is performed reversibly, when their temperatures are equal. (If this is not so, some heat might flow from a hotter to colder bath without performing any work.) In particular, it shows that $\eta_{\text{max}} = 0$ at $T_H = T_L$, i.e., no heat engine can perform mechanical work in the absence of temperature gradients.⁴⁴

On the other hand, if the cycle is reversed (see the dashed arrows in Figs. 8 and 9), the same thermal machine may serve as a *refrigerator*, providing heat removal from the low-temperature bath ($Q_L < 0$) at the cost of consuming external mechanical work: $\mathcal{W} > 0$. This reversal does not affect the basic relation (63), which now may be used to calculate the relevant figure-of-merit, called the *cooling coefficient of performance* ($\text{COP}_{\text{cooling}}$):

$$\text{COP}_{\text{cooling}} \equiv \frac{|Q_L|}{\mathcal{W}} = \frac{Q_L}{Q_H - Q_L}. \quad (1.69)$$

Notice that this coefficient may be above unity; in particular, for the Carnot cycle we may use Eq. (66) (which is also unaffected by the cycle reversal) to get

$$(\text{COP}_{\text{cooling}})_{\text{Carnot}} = \frac{T_L}{T_H - T_L}, \quad (1.70)$$

⁴¹ Curiously, S. Carnot derived his key result still believing that heat is some specific fluid (“caloric”), whose flow is driven by the temperature difference, rather than just a form of particle motion.

⁴² Semi-quantitatively, such trend is valid also for other, less efficient but more practicable heat engine cycles – see Problems 13-16. This trend is the leading reason why internal combustion engines, with T_H of the order of 1,500 K, are more efficient than steam engines, with the difference $T_H - T_L$ of at most a few hundred K.

⁴³ In some alternative axiomatic systems of thermodynamics, this fact is postulated and serves the role of the 2nd law. This is why it is under persisting (dominantly, theoretical) attacks by suggestions of more efficient heat engines – recently, mostly of quantum systems using sophisticated protocols such as the so-called *shortcut-to-adiabaticity* – see, e.g., the recent paper by O. Abah and E. Lutz, *Europhysics Lett.* **118**, 40005 (2017), and references therein. To the best of my knowledge, reliable analyses of all the suggestions put forward so far have confirmed that the Carnot efficiency (68) is the highest possible even in quantum systems.

⁴⁴ Such a hypothetical heat engine, which would violate the 2nd law of thermodynamics, is called the “perpetual motion machine of the 2nd kind” – in contrast to any (also hypothetical) “perpetual motion machine of the 1st kind” that would violate the 1st law, i.e., the energy conservation.

so that this value is larger than 1 at $T_H < 2T_L$, and even may be much larger than that when the temperature difference ($T_H - T_L$) sustained by the refrigerator, tends to zero. For example, in a typical air-conditioning system, this difference is of the order of 10 K, while $T_L \sim 300$ K, so that $(T_H - T_L) \sim T_L/30$, i.e. the Carnot value of $\text{COP}_{\text{cooling}}$ is as high as ~ 30 . (In the state-of-the-art commercial HVAC systems it is within the range of 3 to 4.) This is why the term “cooling efficiency”, used in some textbooks instead of $(\text{COP})_{\text{cooling}}$, may be misleading.

Since in the reversed cycle $Q_H = -\mathcal{W} + Q_L < 0$, i.e. the system provides heat flow into the high-temperature heat bath, it may be used as a *heat pump* for heating purposes. The figure-of-merit appropriate for this application is different from Eq. (69):

$$\text{COP}_{\text{heating}} \equiv \frac{|Q_H|}{\mathcal{W}} = \frac{Q_H}{Q_H - Q_L}, \quad (1.71)$$

so that for the Carnot cycle, using Eq. (66) again, we get

$$(\text{COP}_{\text{heating}})_{\text{Carnot}} = \frac{T_H}{T_H - T_L}. \quad (1.72)$$

Note that this COP is *always* larger than 1, meaning that the Carnot heat pump is always more efficient than the direct conversion of work into heat (when $Q_H = -\mathcal{W}$, so that $\text{COP}_{\text{heating}} = 1$), though practical electricity-driven heat pumps are substantially more complex, and hence more expensive than simple electric heaters. Such heat pumps, with the typical $\text{COP}_{\text{heating}}$ values around 4 in summer and 2 in winter, are frequently used for heating large buildings.

Finally, note that according to Eq. (70), the $\text{COP}_{\text{cooling}}$ of the Carnot cycle tends to zero at $T_L \rightarrow 0$, making it impossible to reach the absolute zero of temperature, and hence illustrating the meaningful (Nernst’s) formulation of the 3rd law of thermodynamics, cited in Sec. 3. Indeed, let us prescribe a finite but very large heat capacity $C(T)$ to the low-temperature bath, and use the definition of this variable to write the following expression for the relatively small change of its temperature as a result of dn similar refrigeration cycles:

$$C(T_L)dT_L = Q_L dn. \quad (1.73)$$

Together with Eq. (66), this relation yields

$$\frac{C(T_L)dT_L}{T_L} = -\frac{|Q_H|}{T_H} dn. \quad (1.74)$$

If $T_L \rightarrow 0$, so that $T_H \gg T_L$ and $|Q_H| \approx -\mathcal{W} = \text{const}$, the right-hand side of this equation does not depend on T_L , so that if we integrate it over many ($n \gg 1$) cycles, getting the following simple relation between the initial and final values of T_L :

$$\int_{T_{\text{ini}}}^{T_{\text{fin}}} \frac{C(T)dT}{T} = -\frac{|Q_H|}{T_H} n. \quad (1.75)$$

For example, if $C(T)$ is a constant, Eq. (75) yields an exponential law,

$$T_{\text{fin}} = T_{\text{ini}} \exp\left\{-\frac{|Q_H|}{CT_H} n\right\}, \quad (1.76)$$

with the absolute zero of temperature not reached as any finite n . Even for an arbitrary function $C(T)$ that does not vanish at $T \rightarrow 0$, Eq. (74) proves the Nernst theorem, because dn diverges at $T_L \rightarrow 0$.⁴⁵

1.7. Exercise problems

1.1. Two bodies, with temperature-independent heat capacities C_1 and C_2 , and different initial temperatures T_1 and T_2 , are placed into a weak thermal contact. Calculate the change of the total entropy of the system before it reaches the thermal equilibrium.

1.2. A gas portion has the following properties:

- (i) its heat capacity $C_V = aT^b$, and
- (ii) the work \mathcal{W}_T needed for its isothermal compression from V_2 to V_1 equals $cT \ln(V_2/V_1)$,

where a , b , and c are some constants. Find the equation of state of the gas, and calculate the temperature dependence of its entropy S and thermodynamic potentials E , H , F , G , and Ω .

1.3. A closed volume with an ideal classical gas of similar molecules is separated with a partition in such a way that the number N of molecules in each part is the same, but their volumes are different. The gas is initially in thermal equilibrium, and its pressure in one part is P_1 , and in the other part, P_2 . Calculate the change of entropy resulting from a fast removal of the partition, and analyze the result.

1.4. An ideal classical gas of N particles is initially confined to volume V , and is in thermal equilibrium with a heat bath of temperature T . Then the gas is allowed to expand to volume $V' > V$ in one of the following ways:

- (i) The expansion is slow, so that due to the sustained thermal contact with the heat bath, the gas temperature remains equal to T .
- (ii) The partition separating the volumes V and $(V' - V)$ is removed very fast, allowing the gas to expand rapidly.

For each process, calculate the eventual changes of pressure, temperature, energy, and entropy of the gas at its expansion.

1.5. For an ideal classical gas with temperature-independent specific heat, derive the relation between P and V at an adiabatic expansion/compression.

1.6. Calculate the speed and the wave impedance of acoustic waves propagating in an ideal classical gas with temperature-independent specific heat, in the limits when the propagation may be treated as:

- (i) an isothermal process, and
- (ii) an adiabatic process.

⁴⁵ Note that for such metastable systems as glasses the situation may be more complicated. (For a detailed discussion of this issue see, e.g., J. Wilks, *The Third Law of Thermodynamics*, Oxford U. Press, 1961.) Fortunately, this issue does not affect other aspects of statistical physics – at least those to be discussed in this course.

Which of these limits is achieved at higher wave frequencies?

1.7. As will be discussed in Sec. 3.5, the so-called “hardball” models of classical particle interaction yield the following equation of state of a gas of such particles:

$$P = T\varphi(n),$$

where $n = N/V$ is the particle density, and the function $\varphi(n)$ is generally different from that ($\varphi_{\text{ideal}}(n) = n$) of the ideal gas, but still independent of temperature. For such a gas, with temperature-independent c_V , calculate:

- (i) the energy of the gas, and
- (ii) its pressure as a function of n at the adiabatic compression.

1.8. For an arbitrary thermodynamic system with a fixed number of particles, prove the following four *Maxwell relations* (already mentioned in Sec. 4):

$$\begin{aligned} \text{(i): } \left(\frac{\partial S}{\partial V}\right)_T &= \left(\frac{\partial P}{\partial T}\right)_V, & \text{(ii): } \left(\frac{\partial V}{\partial S}\right)_P &= \left(\frac{\partial T}{\partial P}\right)_S, \\ \text{(iii): } \left(\frac{\partial S}{\partial P}\right)_T &= -\left(\frac{\partial V}{\partial T}\right)_P, & \text{(iv): } \left(\frac{\partial P}{\partial S}\right)_V &= -\left(\frac{\partial T}{\partial V}\right)_S, \end{aligned}$$

and also the following relation:

$$\left(\frac{\partial E}{\partial V}\right)_T = T\left(\frac{\partial P}{\partial T}\right)_V - P.$$

1.9. Express the heat capacity difference, $C_P - C_V$, via the equation of state $P = P(V, T)$ of the system.

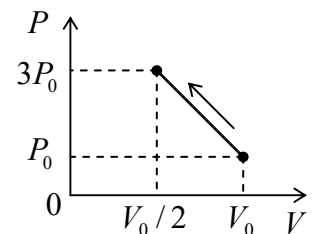
1.10. Prove that the *isothermal compressibility*⁴⁶

$$\kappa_T \equiv -\frac{1}{V}\left(\frac{\partial V}{\partial P}\right)_{T,N}$$

in a single-phase system may be expressed in two different ways:

$$\kappa_T = \frac{V^2}{N^2}\left(\frac{\partial^2 P}{\partial \mu^2}\right)_T = \frac{V}{N^2}\left(\frac{\partial N}{\partial \mu}\right)_{T,V}.$$

1.11. A reversible process, performed with a fixed portion of an ideal classical gas, may be represented on the $[V, P]$ plane with the straight line shown in the figure on the right. Find the point at which the heat flow into/out of the gas changes its direction.

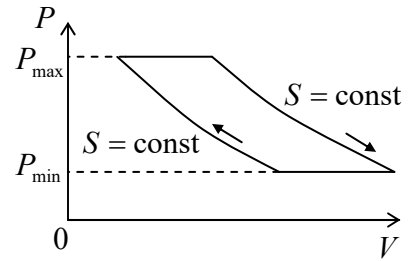


1.12. Two bodies have equal, temperature-independent heat capacities

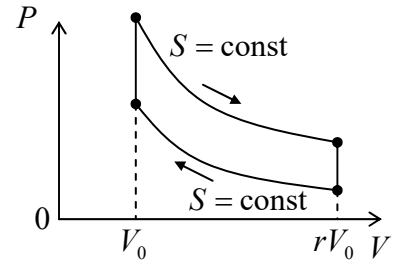
⁴⁶ Note that the compressibility is just the reciprocal bulk modulus, $\kappa = 1/K$ – see, e.g., CM Sec. 7.3.

C , but different temperatures, T_1 and T_2 . Calculate the maximum mechanical work obtainable from this system, using a heat engine.

1.13. Express the efficiency η of a heat engine that uses the so-called *Joule cycle*, consisting of two adiabatic and two isobaric processes (see the figure on the right), via the minimum and maximum values of pressure, and compare the result with η_{Carnot} . Assume an ideal classical working gas with temperature-independent C_P and C_V .



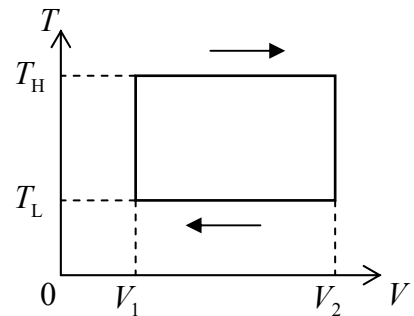
1.14. Calculate the efficiency of a heat engine using the *Otto cycle*,⁴⁷ which consists of two adiabatic and two isochoric (constant-volume) reversible processes – see the figure on the right. Explore how the efficiency depends on the ratio $r \equiv V_{\text{max}}/V_{\text{min}}$, and compare it with the Carnot cycle's efficiency. Assume an ideal classical working gas with temperature-independent heat capacity.



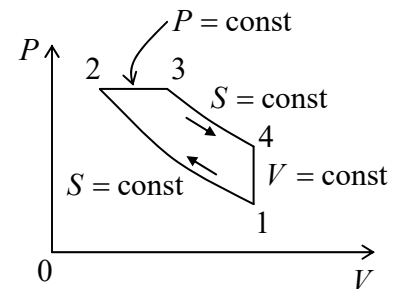
1.15. A heat engine's cycle consists of two isothermal ($T = \text{const}$) and two isochoric ($V = \text{const}$) reversible processes – see the figure on the right.⁴⁸

(i) Assuming that the working gas is an ideal classical gas of N particles, calculate the mechanical work performed by the engine during one cycle.

(ii) Are the specified conditions sufficient to calculate the engine's efficiency? (Justify your answer.)



1.16. The *Diesel cycle* (an approximate model of the Diesel internal combustion engine's operation) consists of two adiabatic processes, one isochoric process, and one isobaric process – see the figure on the right. Assuming an ideal working gas with temperature-independent C_V and C_P , express the efficiency η of the heat engine using this cycle via the gas temperature values in its transitional states corresponding to the corners of the cycle diagram.



⁴⁷ This name stems from the fact that the cycle is an approximate model of operation of the four-stroke internal combustion engine, which was improved and made practicable (though not invented!) by N. Otto in 1876.

⁴⁸ The reversed cycle of this type is a reasonable approximation for the operation of the *Stirling* and *Gifford-McMahon* (GM) refrigerators, broadly used for *cryocooling* – for a recent review see, e.g., A. de Waele, *J. Low Temp. Phys.* **164**, 179 (2011).

Chapter 2. Principles of Physical Statistics

This chapter is the keystone of this course. It starts with a brief discussion of such basic notions of statistical physics as statistical ensembles, probability, and ergodicity. Then the so-called microcanonical distribution postulate is formulated, simultaneously with the statistical definition of the entropy. This allows a derivation of the famous Gibbs (“canonical”) distribution – the most frequently used tool of statistical physics. Then we will discuss one more, “grand canonical” distribution, which is more convenient for some tasks. In particular, it is immediately used for the derivation of the most important Boltzmann, Fermi-Dirac, and Bose-Einstein statistics of independent particles, which will be repeatedly utilized in the following chapters.

2.1. Statistical ensembles and probability

As has been already discussed in Sec. 1.1, statistical physics deals with situations when either unknown initial conditions, or system’s complexity, or the laws of its motion (as in the case of quantum mechanics) do not allow a definite prediction of measurement results. The main formalism for the analysis of such systems is the probability theory, so let me start with a very brief review of its basic concepts, using an informal “physical” language – less rigorous but (hopefully) more transparent than standard mathematical treatments,¹ and quite sufficient for our purposes.

Consider $N \gg 1$ independent similar experiments carried out with *apparently* similar systems (i.e. systems with identical *macroscopic* parameters such as volume, pressure, etc.), but still giving, by any of the reasons listed above, different results of measurements. Such a collection of experiments, together with a fixed method of result processing, is a good example of a *statistical ensemble*. Let us start from the case when the experiments may have M different *discrete* outcomes, and the number of experiments giving the corresponding different results is N_1, N_2, \dots, N_M , so that

$$\sum_{m=1}^M N_m = N. \quad (2.1)$$

The *probability* of each outcome, for the given statistical ensemble, is then defined as

$$W_m \equiv \lim_{N \rightarrow \infty} \frac{N_m}{N}. \quad (2.2)$$

Probability

Though this definition is so close to our everyday experience that it is almost self-evident, a few remarks may still be relevant.

First, the probabilities W_m depend on the exact statistical ensemble they are defined for, notably including the method of result processing. As the simplest example, consider throwing the standard cubic-shaped dice many times. For the ensemble of all thrown and counted dice, the probability of each outcome (say, “1”) is $1/6$. However, nothing prevents us from defining another statistical ensemble of dice-throwing experiments in which all outcomes “1” are discounted. Evidently, the probability of

¹ For the reader interested in a more rigorous approach, I can recommend, for example, Chapter 18 of the handbook by G. Korn and T. Korn – see MA Sec. 16(ii).

finding outcomes “1” in this modified (but legitimate) ensemble is 0, while for all other five outcomes (“2” to “6”), it is 1/5 rather than 1/6.

Second, a statistical ensemble does not necessarily require N similar physical systems, e.g., N distinct dice. It is intuitively clear that tossing the same die N times constitutes an ensemble with similar statistical properties. More generally, a set of N experiments with the same system gives a statistical ensemble equivalent to the set of experiments with N different systems, provided that the experiments are kept independent, i.e. that outcomes of past experiments do not affect those of the experiments to follow. Moreover, for many physical systems of interest, no special preparation of each experiment is necessary, and N experiments separated by sufficiently long time intervals, form a “good” statistical ensemble – the property called *ergodicity*.²

Third, the reference to infinite N in Eq. (2) does not strip the notion of probability from its practical relevance. Indeed, it is easy to prove (see Chapter 5) that, at very general conditions, at finite but sufficiently large N , the numbers N_m are approaching their *average* (or *expectation*) values³

$$\langle N_m \rangle \equiv W_m N, \quad (2.3)$$

with the relative deviations decreasing as $\sim 1/\langle N_m \rangle^{1/2}$, i.e. as $1/N^{1/2}$.

Now let me list those properties of probabilities that we will immediately need. First, dividing both sides of Eq. (1) by N and following the limit $N \rightarrow \infty$, we get the well-known *normalization condition*

$$\sum_{m=1}^M W_m = 1; \quad (2.4)$$

just remember that it is true only if each experiment definitely yields one of the outcomes N_1, N_2, \dots, N_M .

Second, if we have an additive function of the results,

$$f = \frac{1}{N} \sum_{m=1}^M N_m f_m, \quad (2.5)$$

where f_m are some definite (deterministic) coefficients, the *statistical average* (also called the *expectation value*) of the function is naturally defined as

² The most popular counter-example is an energy-conserving system. Consider, for example, a system of particles placed in a potential that is a quadratic form of its coordinates. The theory of oscillations tells us (see, e.g., CM Sec. 6.2) that this system is equivalent to a set of non-interacting harmonic oscillators. Each of these oscillators conserves its own initial energy E_j forever, so that the statistics of N measurements of one such system may differ from that of N different systems with a random distribution of E_j , even if the total energy of the system, $E = \sum_j E_j$, is the same. Such non-ergodicity, however, is a rather feeble phenomenon and is readily destroyed by any of many mechanisms, such as weak interaction with the environment (leading, in particular, to oscillation damping), potential anharmonicity (see, e.g., CM Chapter 5), and chaos (CM Chapter 9), all of them strongly enhanced by increasing the number of particles in the system, i.e. the number of its degrees of freedom. This is why an overwhelming part of real-life systems are ergodic; for the readers interested in non-ergodic exotics, I can recommend the monograph by V. Arnold and A. Avez, *Ergodic Problems of Classical Mechanics*, Addison-Wesley, 1989.

³ Here, and everywhere in this series, angle brackets $\langle \dots \rangle$ mean averaging over a statistical ensemble, which is generally different from averaging over time – as it will be the case in quite a few examples considered below.

$$\langle f \rangle \equiv \lim_{N \rightarrow \infty} \frac{1}{N} \sum_{m=1}^M \langle N_m \rangle f_m, \quad (2.6)$$

so that using Eq. (3) we get

Expectation
value via
probabilities

$$\langle f \rangle = \sum_{m=1}^M W_m f_m. \quad (2.7)$$

Notice that Eq. (3) may be considered as the particular form of this general result, when all $f_m = 1$.

Next, the spectrum of possible experimental outcomes is frequently continuous for all practical purposes. (Think, for example, about the set of positions of the marks left by bullets fired into a target from afar.) The above formulas may be readily generalized to this case; let us start from the simplest situation when all different outcomes may be described by just one continuous scalar variable q – which replaces the discrete index m in Eqs. (1)-(7). The basic relation for this case is the self-evident fact that the probability dW of having an outcome within a small interval dq near some point q is proportional to the magnitude of that interval:

$$dW = w(q) dq, \quad (2.8)$$

where $w(q)$ is some function of q , which does not depend on dq . This function is called *probability density*. Now all the above formulas may be recast by replacing the probabilities W_m with the products (8), and the summation over m , with the integration over q . In particular, instead of Eq. (4) the normalization condition now becomes

$$\int w(q) dq = 1, \quad (2.9)$$

where the integration should be extended over the whole range of possible values of q . Similarly, instead of the discrete values f_m participating in Eq. (5), it is natural to consider a function $f(q)$. Then instead of Eq. (7), the expectation value of the function may be calculated as

Expectation
value via
probability
density

$$\langle f \rangle = \int w(q) f(q) dq. \quad (2.10)$$

It is also straightforward to generalize these formulas to the case of more variables. For example, the state of a classical particle with three degrees of freedom may be fully described by the probability density w defined in the 6D space of its generalized radius-vector \mathbf{q} and momentum \mathbf{p} . As a result, the expectation value of a function of these variables may be expressed as a 6D integral

$$\langle f \rangle = \int w(\mathbf{q}, \mathbf{p}) f(\mathbf{q}, \mathbf{p}) d^3 q d^3 p. \quad (2.11)$$

Some systems considered in this course consist of components whose quantum properties cannot be ignored, so let us discuss how $\langle f \rangle$ should be calculated in this case. If by f_m we mean measurement results, then Eq. (7) (and its generalizations) remains valid, but since these numbers themselves may be affected by the intrinsic quantum-mechanical uncertainty, it may make sense to have a bit deeper look into this situation. Quantum mechanics tells us⁴ that the most general expression for the expectation value of an observable f in a certain ensemble of macroscopically similar systems is

$$\langle f \rangle = \sum_{m,m'} W_{mm'} f_{m'm} \equiv \text{Tr}(Wf). \quad (2.12)$$

⁴ See, e.g., QM Sec. 7.1.

Here $f_{mm'}$ are the matrix elements of the quantum-mechanical operator \hat{f} corresponding to the observable f , in a full basis of orthonormal states m ,

$$f_{mm'} = \langle m | \hat{f} | m' \rangle, \quad (2.13)$$

while the coefficients $W_{mm'}$ are the elements of the so-called *density matrix* W , which represents, in the same basis, the *density operator* \hat{W} describing properties of this ensemble. Eq. (12) is evidently more general than Eq. (7), and is reduced to it only if the density matrix is diagonal:

$$W_{mm'} = W_m \delta_{mm'}, \quad (2.14)$$

(where $\delta_{mm'}$ is the Kronecker symbol), when the diagonal elements W_m play the role of probabilities of the corresponding states.

Thus formally, the largest difference between the quantum and classical description is the presence, in Eq. (12), of the off-diagonal elements of the density matrix. They have the largest values in the *pure* (also called “coherent”) ensemble, in which the state of the system may be described with *state vectors*, e.g., the *ket-vector*

$$|\alpha\rangle = \sum_m \alpha_m |m\rangle, \quad (2.15)$$

where α_m are some (generally, complex) coefficients. In this case, the density matrix elements are merely

$$W_{mm'} = \alpha_m^* \alpha_{m'}, \quad (2.16)$$

so that the off-diagonal elements are of the same order as the diagonal elements. For example, in the very important particular case of a *two-level system*, the pure-state density matrix is

$$W = \begin{pmatrix} \alpha_1^* \alpha_1 & \alpha_1^* \alpha_2 \\ \alpha_2^* \alpha_1 & \alpha_2^* \alpha_2 \end{pmatrix}, \quad (2.17)$$

so that the product of its off-diagonal components is as large as that of the diagonal components.

In the most important basis of stationary states, i.e. the eigenstates of the system’s time-independent Hamiltonian, the coefficients α_m oscillate in time as⁵

$$\alpha_m(t) = \alpha_m(0) \exp\left\{-i \frac{E_m}{\hbar} t\right\} \equiv |\alpha_m| \exp\left\{-i \frac{E_m}{\hbar} t + i\varphi_m\right\}, \quad (2.18)$$

where E_m are the corresponding eigenenergies, and φ_m are constant phase shifts. This means that while the diagonal terms of the density matrix (16) remain constant, its off-diagonal components are oscillating functions of time:

$$W_{mm'} = \alpha_m^* \alpha_{m'} = |\alpha_{m'} \alpha_m| \exp\left\{i \frac{E_m - E_{m'}}{\hbar} t\right\} \exp\{i(\varphi_{m'} - \varphi_m)\}. \quad (2.19)$$

⁵ Here I use the Schrödinger picture of quantum dynamics, in which the matrix elements $f_{mm'}$ representing quantum-mechanical operators, do not evolve in time. The final results of this discussion do not depend on the particular picture – see, e.g., QM Sec. 4.6.

Due to the extreme smallness of the Planck constant (on the human scale of things), minuscule random perturbations of eigenenergies are equivalent to substantial random changes of the phase multipliers, so that the time average of any off-diagonal matrix element tends to zero. Moreover, even if our statistical ensemble consists of systems with exactly the same E_m , but different values φ_m (which are typically hard to control at the initial preparation of the system), the average values of all $W_{mm'}$ (with $m \neq m'$) vanish again.

This is why, besides some very special cases, typical statistical ensembles of quantum particles are far from being pure, and in most cases (certainly including the thermodynamic equilibrium), a good approximation for their description is given by the opposite limit of the so-called *classical mixture*, in which all off-diagonal matrix elements of the density matrix equal zero, and its diagonal elements W_{mm} are merely the probabilities W_m of the corresponding eigenstates. In this case, for the observables compatible with energy, Eq. (12) is reduced to Eq. (7), with f_m being the eigenvalues of the variable f , so that we may base our further discussion on this key relation and its continuous extensions (10)-(11).

2.2. Microcanonical ensemble and distribution

Now we move to the now-standard approach to statistical mechanics, based on the three statistical ensembles introduced in the 1870s by Josiah Willard Gibbs.⁶ The most basic of them is the so-called *microcanonical statistical ensemble*⁷ defined as a set of macroscopically similar closed (isolated) systems with *virtually* the same total energy E . Since in quantum mechanics the energy of a closed system is quantized, in order to make the forthcoming discussion suitable for quantum systems as well, it is convenient to include to the ensemble all systems with energies E_m within a relatively narrow interval $\Delta E \ll E$ (see Fig. 1) that is nevertheless much larger than the average distance δE between the energy levels, so that the number M of different quantum states within the interval ΔE is large, $M \gg 1$. Such choice of ΔE is only possible if $\delta E \ll E$; however, the reader should not worry too much about this condition, because the most important applications of the microcanonical ensemble are for very large systems (and/or very high energies) when the energy spectrum is very dense.⁸




Fig. 2.1. A *very* schematic image of the microcanonical ensemble. (Actually, the ensemble deals with quantum *states* rather than energy *levels*. An energy level may be degenerate, i.e. correspond to several states.)

This ensemble serves as the basis for the formulation of the postulate which is most frequently called the *microcanonical distribution* (or, more adequately, “the main statistical postulate” or “the main

⁶ Personally, I believe that the genius of J. Gibbs, praised by Albert Einstein as the “greatest mind in the American history”, is still insufficiently recognized, and agree with R. Millikan that Gibbs “did for statistical mechanics and thermodynamics what [...] Maxwell did for electrodynamics”.

⁷ The terms “microcanonical”, as well as “canonical” (see Sec. 4 below) are apparently due to Gibbs and I was unable to find out his motivation for the former name. (“Canonical” in the sense of “standard” or “common” is quite appropriate, but why “micro”? Perhaps to reflect the smallness of ΔE ?)

⁸ Formally, the main result of this section, Eq. (20), is valid for any M (including $M = 1$); it is just less informative for small M – and trivial for $M = 1$.

statistical hypothesis”): *in the thermodynamic equilibrium of a microcanonical ensemble, all its states have equal probabilities,*

$$W_m = \frac{1}{M} = \text{const.} \quad (2.20)$$

Micro-canonical distribution

Though in some constructs of statistical mechanics this equality is derived from other axioms, which look more plausible to their authors, I believe that Eq. (20) may be taken as the starting point of the statistical physics, supported “just” by the compliance of all its corollaries with experimental observations.

Note that the postulate (20) is closely related to the macroscopic irreversibility of the systems that are microscopically virtually reversible (closed): if such a system was initially in a certain state, its time evolution with just minuscule interactions with the environment (which is necessary for reaching the thermodynamic equilibrium) eventually leads to the uniform distribution of its probability among all states with essentially the same energy. Each of these states is not “better” than the initial one; rather, in a macroscopic system, there are just so many of these states that the chance to find the system in the initial state is practically nil – again, think about the ink drop diffusion into a glass of water.⁹

Now let us find a suitable definition of the entropy S of a microcanonical ensemble’s member – for now, in the thermodynamic equilibrium only. This was done in 1877 by another giant of statistical physics, Ludwig Eduard Boltzmann – on the basis of the prior work by James Clerk Maxwell on the kinetic theory of gases – see Sec. 3.1 below. In the present-day terminology, since S is a measure of *disorder*, it should be related to the amount of information¹⁰ *lost* when the system went irreversibly from the full order to the full disorder, i.e. from one definite state to the microcanonical distribution (20). In an even more convenient formulation, this is the amount of information necessary to find the exact state of your system in a microcanonical ensemble.

In the information theory, the amount of information necessary to make a definite choice between two options with equal probabilities (Fig. 2a) is defined as

$$I(2) \equiv \log_2 2 = 1. \quad (2.21)$$

This unit of information is called a *bit*.

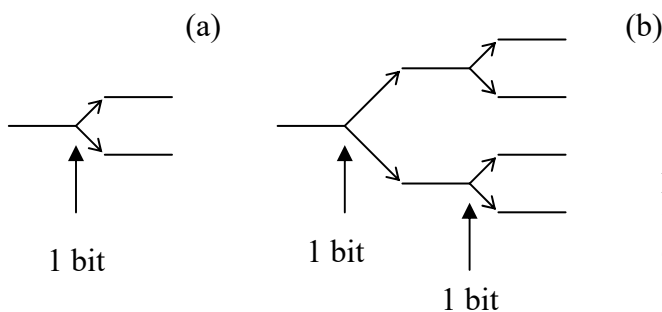


Fig. 2.2. “Logarithmic trees” of binary decisions for choosing between (a) $M = 2$, and (b) $M = 4$ opportunities with equal probabilities.

⁹ Though I have to move on, let me note that the microcanonical distribution (20) is a very nontrivial postulate, and my advice to the reader is to find some time to give additional thought to this keystone of the whole building of statistical mechanics.

¹⁰ I will rely on the reader’s common sense and intuitive understanding of what information is, because even in the formal information theory, this notion is essentially postulated – see, e.g., the wonderfully clear text by J. Pierce, *An Introduction to Information Theory*, Dover, 1980.

Now, if we need to make a choice between four equally probable opportunities, it can be made in two similar steps (Fig. 2b), each requiring one bit of information, so that the total amount of information necessary for the choice is

$$I(4) = 2I(2) = 2 \equiv \log_2 4. \quad (2.22)$$

An obvious extension of this process to the choice between $M = 2^m$ states gives

$$I(M) = mI(2) = m \equiv \log_2 M. \quad (2.23)$$

This measure, if extended naturally to any integer M is quite suitable for the definition of entropy at equilibrium, with the only difference that, following tradition, the binary logarithm is replaced with the natural one:¹¹

$$S \equiv \ln M. \quad (2.24a)$$

Using Eq. (20), we may recast this definition in its most frequently used form

Entropy
in
equilibrium

$$S = \ln \frac{1}{W_m} \equiv -\ln W_m. \quad (2.24b)$$

(Again, please note that Eq. (24) is valid in thermodynamic equilibrium only!)

Note that Eq. (24) satisfies the major properties of the entropy discussed in thermodynamics. First, it is a unique characteristic of the disorder. Indeed, according to Eq. (20), M (at fixed ΔE) is the only possible measure characterizing the microcanonical distribution, and so is its unique function $\ln M$. This function also satisfies another thermodynamic requirement to the entropy, of being an extensive variable. Indeed, for several independent systems, the joint probability of a certain state is just a product of the partial probabilities, and hence, according to Eq. (24), their entropies just add up.

Now let us see whether Eqs. (20) and (24) are compatible with the 2nd law of thermodynamics. For that, we need to generalize Eq. (24) for S to an arbitrary state of the system (generally, out of thermodynamic equilibrium), with an arbitrary set of state probabilities W_m . Let us first recognize that M in Eq. (24) is just the number of possible ways to commit a particular system to a certain state m ($m = 1, 2, \dots, M$), in a statistical ensemble where each state is equally probable. Now let us consider a more general ensemble, still consisting of a large number $N \gg 1$ of similar systems, but with a certain number $N_m = W_m N \gg 1$ of systems in each of M states, with the factors W_m not necessarily equal. In this case, the evident generalization of Eq. (24) is that the entropy S_N of the whole ensemble is

$$S_N \equiv \ln M(N_1, N_2, \dots), \quad (2.25)$$

where $M(N_1, N_2, \dots)$ is the number of ways to commit a particular system to a certain state m while keeping all numbers N_m fixed. This number $M(N_1, N_2, \dots)$ is clearly equal to the number of ways to distribute N distinct balls between M different boxes, with the fixed number N_m of balls in each box, but

¹¹ This is of course just the change of a constant factor: $S(M) = \ln M = \ln 2 \times \log_2 M = \ln 2 \times I(M) \approx 0.693 I(M)$. A review of Chapter 1 shows that nothing in thermodynamics prevents us from choosing such a constant coefficient arbitrarily, with the corresponding change of the temperature scale – see Eq. (1.9). In particular, in the SI units, where Eq. (24b) becomes $S = -k_B \ln W_m$, one bit of information corresponds to the entropy change $\Delta S = k_B \ln 2 \approx 0.693 k_B \approx 0.965 \times 10^{-23}$ J/K. By the way, the formula “ $S = k \log W$ ” is engraved on L. Boltzmann’s tombstone in Vienna.

in no particular order within it. Comparing this description with the definition of the so-called *multinomial coefficients*,¹² we get

$$M(N_1, N_2, \dots) = {}^N C_{N_1, N_2, \dots, N_M} \equiv \frac{N!}{N_1! N_2! \dots N_M!}, \quad \text{with } N = \sum_{m=1}^M N_m. \quad (2.26)$$

To simplify the resulting expression for S_N , we can use the famous *Stirling formula*, in its crudest, de Moivre's form,¹³ whose accuracy is suitable for most purposes of statistical physics:

$$\ln(N!)_{N \rightarrow \infty} \rightarrow N(\ln N - 1). \quad (2.27)$$

When applied to our current problem, this formula gives the following average entropy per system,¹⁴

$$\begin{aligned} S \equiv \frac{S_N}{N} &= \frac{1}{N} \left[\ln(N!) - \sum_{m=1}^M \ln(N_m!) \right]_{N_m \rightarrow \infty} \rightarrow \frac{1}{N} \left[N(\ln N - 1) - \sum_{m=1}^M N_m (\ln N_m - 1) \right] \\ &\equiv - \sum_{m=1}^M \frac{N_m}{N} \ln \frac{N_m}{N}, \end{aligned} \quad (2.28)$$

and since this result is only valid in the limit $N_m \rightarrow \infty$ anyway, we may use Eq. (2) to represent it as

$$S = - \sum_{m=1}^M W_m \ln W_m = \sum_{m=1}^M W_m \ln \frac{1}{W_m}. \quad (2.29)$$

Entropy
out of
equilibrium

This extremely important result¹⁵ may be interpreted as the average of the entropy values given by Eq. (24), weighed with specific probabilities W_m per the general formula (7).¹⁶

Now let us find what distribution of probabilities W_m provides the largest value of the entropy (29). The answer is almost evident from a good glance at Eq. (29). For example, if for a subgroup of $M' \leq M$ states the coefficients W_m are constant and equal to $1/M'$, so that $W_m = 0$ for all other states, all M' non-zero terms in the sum (29) are equal to each other, so that

$$S = M' \frac{1}{M'} \ln M' \equiv \ln M', \quad (2.30)$$

and the closer M' to its maximum value M the larger S . Hence, the maximum of S is reached at the uniform distribution given by Eq. (24).

¹² See, e.g., MA Eq. (2.3). Despite the intimidating name, Eq. (26) may be very simply derived. Indeed, $N!$ is just the number of all possible permutations of N balls, i.e. the ways to place them in *certain* positions – say, inside M boxes. Now to take into account that the particular order of the balls in each box is not important, that number should be divided by all numbers $N_m!$ of possible permutations of balls within each box – that's it.

¹³ See, e.g., MA Eq. (2.10).

¹⁴ Strictly speaking, I should use the notation $\langle S \rangle$ here. However, following the style accepted in thermodynamics, I will drop the averaging signs until we will really need them to avoid confusion. Again, this shorthand is not too bad because the relative fluctuations of entropy (as those of any macroscopic variable) are very small at $N \gg 1$.

¹⁵ With the replacement of $\ln W_m$ with $\log_2 W_m$ (i.e. division of both sides by $\ln 2$), Eq. (29) becomes the famous *Shannon* (or “Boltzmann-Shannon”) *formula* for the average information I per symbol in a long communication string using M different symbols, with probability W_m each.

¹⁶ In some textbooks, this interpretation is even accepted as the derivation of Eq. (29); however, it is evidently less strict than the one outlined above.

In order to prove this important fact more strictly, let us find the maximum of the function given by Eq. (29). If its arguments W_1, W_2, \dots, W_M were completely independent, this could be done by finding the point (in the M -dimensional space of the coefficients W_m) where all partial derivatives $\partial S/\partial W_m$ equal zero. However, since the probabilities are constrained by the condition (4), the differentiation has to be carried out more carefully, taking into account this interdependence:

$$\left[\frac{\partial}{\partial W_m} S(W_1, W_2, \dots) \right]_{\text{cond}} = \frac{\partial S}{\partial W_m} + \sum_{m' \neq m} \frac{\partial S}{\partial W_{m'}} \frac{\partial W_{m'}}{\partial W_m}. \quad (2.31)$$

At the maximum of the function S , all such expressions should be equal to zero simultaneously. This condition yields $\partial S/\partial W_m = \lambda$, where the so-called *Lagrange multiplier* λ is independent of m . Indeed, at such point Eq. (31) becomes

$$\left[\frac{\partial}{\partial W_m} S(W_1, W_2, \dots) \right]_{\text{cond}} = \lambda + \sum_{m' \neq m} \lambda \frac{\partial W_{m'}}{\partial W_m} \equiv \lambda \left(\frac{\partial W_m}{\partial W_m} + \sum_{m' \neq m} \frac{\partial W_{m'}}{\partial W_m} \right) \equiv \lambda \frac{\partial}{\partial W_m} (1) = 0. \quad (2.32)$$

For our particular expression (29), the condition $\partial S/\partial W_m = \lambda$ yields

$$\frac{\partial S}{\partial W_m} \equiv \frac{d}{dW_m} [-W_m \ln W_m] \equiv -\ln W_m - 1 = \lambda. \quad (2.33)$$

The last equality holds for all m (and hence the entropy reaches its maximum value) only if W_m is independent on m . Thus the entropy (29) indeed reaches its maximum value (24) at equilibrium.

To summarize, we see that the statistical definition (24) of entropy does fit all the requirements imposed on this variable by thermodynamics. In particular, we have been able to *prove* the 2nd law of thermodynamics using that definition together with the fundamental postulate (20).

Now let me discuss one possible point of discomfort with that definition: the values of M , and hence W_m , depend on the accepted energy interval ΔE of the microcanonical ensemble, for whose choice no exact guidance is offered. However, if the interval ΔE contains many states, $M \gg 1$, as was assumed before, then with a very small relative error (vanishing in the limit $M \rightarrow \infty$), M may be represented as

$$M = g(E)\Delta E, \quad (2.34)$$

where $g(E)$ is the *density of states* of the system:

$$g(E) \equiv \frac{d\Sigma(E)}{dE}, \quad (2.35)$$

$\Sigma(E)$ being the total number of states with energies *below* E . (Note that the average interval δE between energy levels, mentioned at the beginning of this section, is just $\Delta E/M = 1/g(E)$.) Plugging Eq. (34) into Eq. (24), we get

$$S = \ln M = \ln g(E) + \ln \Delta E, \quad (2.36)$$

so that the only effect of a particular choice of ΔE is an offset of the entropy by a constant, and in Chapter 1 we have seen that such constant shift does not affect any measurable quantity. Of course, Eq. (34), and hence Eq. (36) are only precise in the limit when the density of states $g(E)$ is so large that the range available for the appropriate choice of ΔE :

$$g^{-1}(E) \ll \Delta E \ll E, \quad (2.37)$$

is sufficiently broad: $g(E)E = E/\delta E \gg 1$.

In order to get some feeling of the functions $g(E)$ and $S(E)$ and the feasibility of the condition (37), and also to see whether the microcanonical distribution may be directly used for calculations of thermodynamic variables in particular systems, let us apply it to a microcanonical ensemble of many sets of $N \gg 1$ independent, similar harmonic oscillators with frequency ω . (Please note that the requirement of a virtually fixed energy is applied, in this case, to the total energy E_N of each *set* of oscillators, rather to energy E of a single oscillator – which may be virtually arbitrary, though certainly much less than $E_N \sim NE \gg E$.) Basic quantum mechanics tells us¹⁷ that the eigenenergies of such an oscillator form a discrete, equidistant spectrum:

$$E_m = \hbar\omega \left(m + \frac{1}{2} \right), \quad \text{where } m = 0, 1, 2, \dots \quad (2.38)$$

If ω is kept constant, the ground-state energy $\hbar\omega/2$ does not contribute to any thermodynamic properties of the system,¹⁸ so that for the sake of simplicity we may take that point as the energy origin, and replace Eq. (38) with $E_m = m\hbar\omega$. Let us carry out an approximate analysis of the system for the case when its average energy per oscillator,

$$E = \frac{E_N}{N}, \quad (2.39)$$

is much larger than the energy quantum $\hbar\omega$.

For one oscillator, the number of states with energy ε_1 below a certain value $E_1 \gg \hbar\omega$ is evidently $\Sigma(E_1) \approx E_1/\hbar\omega \equiv (E_1/\hbar\omega)/1!$ (Fig. 3a). For two oscillators, all possible values of the total energy ($\varepsilon_1 + \varepsilon_2$) below some level E_2 correspond to the points of a 2D square grid within the right triangle shown in Fig. 3b, giving $\Sigma(E_2) \approx (1/2)(E_2/\hbar\omega)^2 \equiv (E_2/\hbar\omega)^2/2!$. For three oscillators, the possible values of the total energy ($\varepsilon_1 + \varepsilon_2 + \varepsilon_3$) correspond to those points of the 3D cubic grid, that fit inside the right pyramid shown in Fig. 3c, giving $\Sigma(E_3) \approx (1/3)[(1/2)(E_3/\hbar\omega)^3] \equiv (E_3/\hbar\omega)^3/3!$, etc.

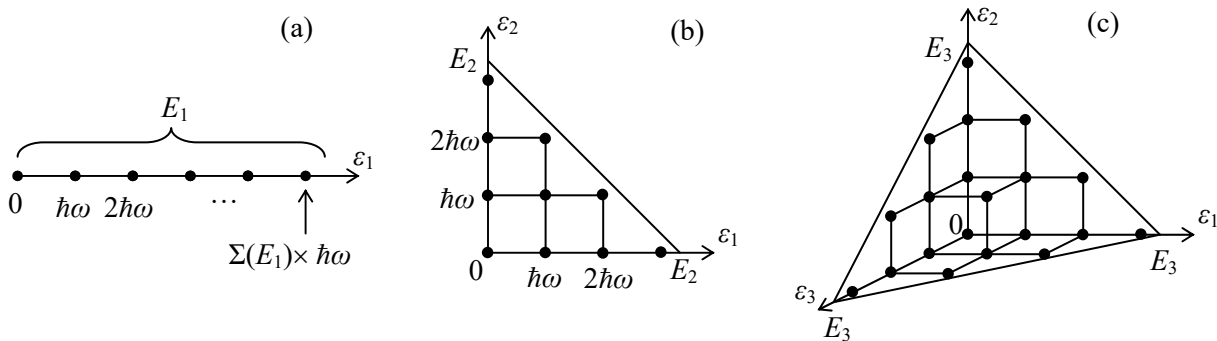


Fig. 2.3. Calculating functions $\Sigma(E_N)$ for systems of (a) one, (b) two, and (c) three harmonic oscillators.

¹⁷ See, e.g., QM Secs. 2.9 and 5.4.

¹⁸ Let me hope that the reader knows that the ground-state energy *is* experimentally measurable – for example, using the famous *Casimir effect* – see, e.g., QM Sec. 9.1. (In Sec. 5.5 below I will briefly discuss another method of experimental observation of that energy.)

An evident generalization of these formulas to arbitrary N gives the number of states¹⁹

$$\Sigma(E_N) \approx \frac{1}{N!} \left(\frac{E_N}{\hbar\omega} \right)^N. \quad (2.40)$$

Differentiating this expression over the energy, we get

$$g(E_N) \equiv \frac{d\Sigma(E_N)}{dE_N} = \frac{1}{(N-1)!} \frac{E_N^{N-1}}{(\hbar\omega)^N}, \quad (2.41)$$

so that

$$S_N(E_N) = \ln g(E_N) + \text{const} = -\ln[(N-1)!] + (N-1) \ln E_N - N \ln(\hbar\omega) + \text{const}. \quad (2.42)$$

For $N \gg 1$ we can ignore the difference between N and $(N-1)$ in both instances, and use the Stirling formula (27) to simplify this result as

$$S_N(E) - \text{const} \approx N \left(\ln \frac{E_N}{N\hbar\omega} + 1 \right) \approx N \left(\ln \frac{E}{\hbar\omega} \right) \equiv \ln \left[\left(\frac{E}{\hbar\omega} \right)^N \right]. \quad (2.43)$$

(The second, approximate step is only valid at very high $E/\hbar\omega$ ratios, when the logarithm in Eq. (43) is substantially larger than 1.) Returning for a second to the density of states, we see that in the limit $N \rightarrow \infty$, it is exponentially large:

$$g(E_N) = e^{S_N} \approx \left(\frac{E}{\hbar\omega} \right)^N, \quad (2.44)$$

so that the conditions (37) may be indeed satisfied within a very broad range of ΔE .

Now we can use Eq. (43) to find all thermodynamic properties of the system, though only in the limit $E \gg \hbar\omega$. Indeed, according to thermodynamics, if the system's volume and the number of particles in it are fixed, the derivative dS/dE is nothing else than the reciprocal temperature in thermal equilibrium – see Eq. (1.9). In our current case, we imply that the harmonic oscillators are distinct, for example by their spatial positions. Hence, even if we can speak of some volume of the system, it is certainly fixed.²⁰ Differentiating Eq. (43) over energy E , we get

$$\frac{1}{T} \equiv \frac{dS_N}{dE_N} = \frac{N}{E_N} = \frac{1}{E}. \quad (2.45)$$

Classical
oscillator:
average
energy

Reading this result backward, we see that the average energy E of a harmonic oscillator equals T (i.e. $k_B T_K$ is SI units). At this point, the first-time student of thermodynamics should be very much relieved to see that the counter-intuitive thermodynamic definition (1.9) of temperature does indeed correspond to what we all have known about this notion from our kindergarten physics courses.

The result (45) may be readily generalized. Indeed, in quantum mechanics, a harmonic oscillator with eigenfrequency ω may be described by the Hamiltonian operator

¹⁹ The coefficient $1/N!$ in this formula has the geometrical meaning of the (hyper)volume of the N -dimensional right pyramid with unit sides.

²⁰ For the same reason, the notion of pressure P in such a system is not clearly defined, and neither are any thermodynamic potentials but E and F .

$$\hat{H} = \frac{\hat{p}^2}{2m} + \frac{\kappa \hat{q}^2}{2}, \quad (2.46)$$

where q is some generalized coordinate, p is the corresponding generalized momentum, m is oscillator's mass,²¹ and κ is the spring constant, so that $\omega = (\kappa/m)^{1/2}$. Since in the thermodynamic equilibrium the density matrix is always diagonal in the basis of stationary states m (see Sec. 1 above), the quantum-mechanical averages of the kinetic and potential energies may be found from Eq. (7):

$$\left\langle \frac{p^2}{2m} \right\rangle = \sum_{m=0}^{\infty} W_m \langle m | \frac{\hat{p}^2}{2m} | m \rangle, \quad \left\langle \frac{\kappa q^2}{2} \right\rangle = \sum_{m=0}^{\infty} W_m \langle m | \frac{\kappa \hat{q}^2}{2} | m \rangle, \quad (2.47)$$

where W_m is the probability to occupy the m^{th} energy level, and bra- and ket-vectors describe the stationary state corresponding to that level.²² However, both classical and quantum mechanics teach us that for any m , the bra-ket expressions under the sums in Eqs. (47), which represent the average kinetic and mechanical energies of the oscillator on its m^{th} energy level, are equal to each other, and hence each of them is equal to $E_m/2$. Hence, even though we do not know the probability distribution W_m yet (it will be calculated in Sec. 5 below), we may conclude that in the “classical limit” $T \gg \hbar\omega$,

$$\boxed{\left\langle \frac{p^2}{2m} \right\rangle = \left\langle \frac{\kappa q^2}{2} \right\rangle = \frac{T}{2}.} \quad (2.48) \quad \text{Equipartition theorem}$$

Now let us consider a system with an arbitrary number of degrees of freedom, described by a more general Hamiltonian:²³

$$\hat{H} = \sum_j \hat{H}_j, \quad \text{with } \hat{H}_j = \frac{\hat{p}_j^2}{2m_j} + \frac{\kappa_j \hat{q}_j^2}{2}, \quad (2.49)$$

with (generally, different) frequencies $\omega_j = (\kappa_j/m_j)^{1/2}$. Since the “modes” (effective harmonic oscillators) contributing to this Hamiltonian, are independent, the result (48) is valid for each of the modes. This is the famous *equipartition theorem*: at thermal equilibrium with $T \gg \hbar\omega_j$, the average energy of each so-called *half-degree of freedom* (which is defined as any variable, either p_j or q_j , giving a quadratic contribution to the system's Hamiltonian), is equal to $T/2$.²⁴ In particular, for each of three Cartesian component contributions to the kinetic energy of a free-moving particle, this theorem is valid for *any* temperature, because such components may be considered as 1D harmonic oscillators with vanishing potential energy, i.e. $\omega_j = 0$, so that condition $T \gg \hbar\omega_j$ is fulfilled at any temperature.

²¹ I am using this fancy font for the mass to avoid any chance of its confusion with the state number.

²² Note again that while we have committed the energy E_N of N oscillators to be fixed (to apply Eq. (36), valid only for a microcanonical ensemble at thermodynamic equilibrium), the single oscillator's energy E in our analysis may be arbitrary – within the limits $\hbar\omega \ll E \leq E_N \sim NT$.

²³ As a reminder, the Hamiltonian of any system whose classical Lagrangian function is an arbitrary quadratic form of its generalized coordinates and the corresponding generalized velocities, may be brought to the form (49) by an appropriate choice of “normal coordinates” q_j which are certain linear combinations of the original coordinates – see, e.g., CM Sec. 6.2.

²⁴ This also means that in the classical limit, the heat capacity of a system is equal to one-half of the number of its half-degrees of freedom (in the SI units, multiplied by k_B).

I believe that this case study of harmonic oscillator systems was a fair illustration of both the strengths and the weaknesses of the microcanonical ensemble approach.²⁵ On one hand, we could readily calculate virtually everything we wanted in the classical limit $T \gg \hbar\omega$, but calculations for an arbitrary $T \sim \hbar\omega$, though possible, are rather unpleasant because for that, all vertical steps of the function $\Sigma(E_N)$ have to be carefully counted. In Sec. 4, we will see that other statistical ensembles are much more convenient for such calculations.

Let me conclude this section with a short notice on deterministic classical systems with just a few degrees of freedom (and even simpler mathematical objects called “maps”) that may exhibit essentially disordered behavior, called the *deterministic chaos*.²⁶ Such chaotic system may be approximately characterized by an entropy defined similarly to Eq. (29), where W_m are the probabilities to find it in different small regions of phase space, at well-separated small time intervals. On the other hand, one can use an expression slightly more general than Eq. (29) to define the so-called *Kolmogorov* (or “Kolmogorov-Sinai”) *entropy* K that characterizes the speed of loss of the information about the initial state of the system, and hence what is called the “chaos depth”. In the definition of K , the sum over m is replaced with the summation over all possible permutations $\{m\} = m_0, m_1, \dots, m_{N-1}$ of small space regions, and W_m is replaced with $W_{\{m\}}$, the probability of finding the system in the corresponding regions m at time moment t_m , with $t_m = m\tau$, in the limit $\tau \rightarrow 0$, with $N\tau = \text{const}$. For chaos in the simplest objects, 1D maps, K is equal to the Lyapunov exponent $\lambda > 0$.²⁷ For systems of higher dimensionality, which are characterized by several Lyapunov exponents λ , the Kolmogorov entropy is equal to the phase-space average of the sum of all positive λ . These facts provide a much more practicable way of (typically, numerical) calculation of the Kolmogorov entropy than the direct use of its definition.²⁸

2.3. Maxwell’s Demon, information, and computation

Before proceeding to other statistical distributions, I would like to make a detour to address one more popular concern about Eq. (24) – the direct relation between entropy and information. Some physicists are still uneasy with entropy being nothing else than the (deficit of) information, though to the best of my knowledge, nobody has yet been able to suggest any experimentally verifiable difference between these two notions. Let me give one example of their direct relation.²⁹ Consider a cylinder containing just one molecule (considered as a point particle), and separated into two halves by a movable partition with a door that may be opened and closed at will, at no energy cost – see Fig. 4a. If the door is open and the system is in thermodynamic equilibrium, we do not know on which side of the partition the molecule is. Here the disorder, i.e. the entropy has the largest value, and there is no way to get, from a large ensemble of such systems in equilibrium, any useful mechanical energy.

²⁵ The reader is strongly urged to solve Problem 2, whose task is to do a similar calculation for another key (“two-level”) physical system, and compare the results.

²⁶ See, e.g., CM Chapter 9 and literature therein.

²⁷ For the definition of λ , see, e.g., CM Eq. (9.9).

²⁸ For more discussion, see, e.g., either Sec. 6.2 of the monograph H. G. Schuster and W. Just, *Deterministic Chaos*, 4th ed., Wiley-VHS, 2005, or the monograph by Arnold and Avez, cited in Sec. 1.

²⁹ This system is frequently called the *Szilard engine*, after L. Szilard who published its detailed theoretical discussion in 1929, but is essentially a straightforward extension of the thought experiment suggested by J. Maxwell as early as 1867.

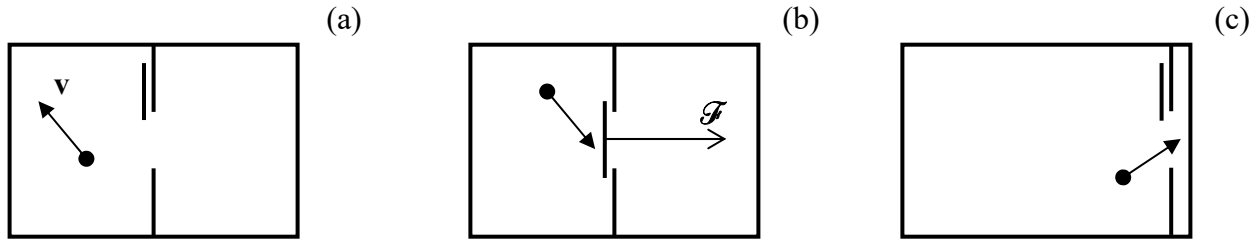


Fig. 2.4. The Szilard engine: a cylinder with a single molecule and a movable partition: (a) before and (b) after closing the door, and (c) after opening the door at the end of the expansion stage.

Now, let us consider that we know (as instructed by, in Lord Kelvin’s formulation, an omniscient *Maxwell’s Demon*) on which side of the partition the molecule is currently located. Then we may close the door, trapping the molecule, so that its repeated impacts on the partition create, on average, a pressure force \mathcal{F} directed toward the empty part of the volume (in Fig. 4b, the right one). Now we can get from the molecule some mechanical work, say by allowing the force \mathcal{F} to move the partition to the right, and picking up the resulting mechanical energy by some deterministic (zero-entropy) external mechanism. After the partition has been moved to the right end of the volume, we can open the door again (Fig. 4c), equalizing the molecule’s average pressure on both sides of the partition, and then slowly move the partition back to the middle of the volume – without its resistance, i.e. without doing any substantial work. With the continuing help by the Maxwell’s Demon, we can repeat the cycle again and again, and hence make the system perform unlimited mechanical work, fed “only” by the molecule’s thermal motion, and the information about its position – thus implementing the perpetual motion machine of the 2nd kind – see Sec. 1.6. The fact that such heat engines do not exist means that getting any *new* information, at non-zero temperature (i.e. at a substantial thermal agitation of particles) has a non-zero energy cost.

In order to evaluate this cost, let us calculate the maximum work per cycle that can be made by the Szilard engine (Fig. 4), assuming that it is constantly in the thermal equilibrium with a heat bath of temperature T . Formula. (21) tells us that the information supplied by the demon (on what exactly half of the volume contains the molecule) is exactly one bit, $I(2) = 1$. According to Eq. (24), this means that by getting this information we are changing the entropy of our system by

$$\Delta S_I = -\ln 2. \quad (2.50)$$

Now, it would be a mistake to plug this (negative) entropy change into Eq. (1.19). First, that relation is only valid for slow, reversible processes. Moreover (and more importantly), this equation, as well as its irreversible version (1.41), is only valid for a fixed statistical ensemble. The change ΔS_I does not belong to this category and may be formally described by the change of the statistical ensemble – from the one consisting of all similar systems (experiments) with an unknown location of the molecule, to a new ensemble consisting of the systems with the molecule in its certain (in Fig. 4, left) half.³⁰

Now let us consider a slow expansion of the “gas” after the door had been closed. At this stage, we do not need the Demon’s help any longer (i.e. the statistical ensemble may be fixed), and can indeed use the relation (1.19). At the assumed isothermal conditions ($T = \text{const}$), this relation may be integrated

³⁰ This procedure of the *statistical ensemble re-definition* is the central point of the connection between physics and information theory, and is crucial in particular for any (or rather any meaningful :-)) discussion of measurements in quantum mechanics – see, e.g., QM Secs. 2.5 and 10.1.

over the whole expansion process, getting $\Delta Q = T\Delta S$. At the final position shown in Fig. 4c, the system's entropy should be the same as initially, i.e. before the door had been opened, because we again do not know where in the volume the molecule is. This means that the entropy was replenished, during the reversible expansion, from the heat bath, by $\Delta S = -\Delta S_I = +\ln 2$, so that $\Delta Q = T\Delta S = T\ln 2$. Since by the end of the whole cycle the internal energy E of the system is the same as before, all this heat could have gone into the mechanical energy obtained during the expansion. Thus the maximum obtained work per cycle (i.e. for each obtained information bit) is $T\ln 2$ ($k_B T_K \ln 2$ in the SI units), about 4×10^{-21} Joule at room temperature. This is exactly the energy cost of getting one bit of *new* information about a system at temperature T . The smallness of that amount on the everyday human scale has left the Szilard engine an academic theoretical exercise for almost a century. However, recently several such devices, of various physical nature, were implemented experimentally (with the Demon's role played by an instrument measuring the position of the particle without a substantial effect on its motion), and the relation $\Delta Q = T\ln 2$ was proved, with a gradually increasing precision.³¹

Actually, discussion of another issue closely related to Maxwell's Demon, namely of energy consumption at numerical calculations, was started earlier, in the 1960s. It was motivated by the exponential (*Moore's-law*) progress of the digital integrated circuits, which has led in particular, to a fast reduction of the energy ΔE "spent" (turned into heat) per one binary logic operation. In the recent generations of semiconductor digital integrated circuits, the typical ΔE is still above 10^{-17} J, i.e. still exceeds the room-temperature value of $T\ln 2 \approx 4 \times 10^{-21}$ J by several orders of magnitude. Still, some engineers believe that thermodynamics imposes this important lower limit on ΔE and hence presents an insurmountable obstacle to the future progress of computation. Unfortunately, in the 2000s this delusion resulted in a substantial and unjustified shift of electron device research resources toward using "non-charge degrees of freedom" such as spin (as if they do not obey the general laws of statistical physics!), so that the issue deserves at least a brief discussion.

Let me believe that the reader of these notes understands that, in contrast to naïve popular talk, computers *do not create* any new information; all they can do is reshaping ("processing") the input information, *losing* most of it on the go. Indeed, any digital computation algorithm may be decomposed into simple, binary logical operations, each of them performed by a circuit called the *logic gate*. Some of these gates (e.g., the logical NOT performed by inverters, as well as memory READ and WRITE operations) do not change the amount of information in the computer. On the other hand, such *information-irreversible* logic gates as two-input NAND (or NOR, or XOR, etc.) erase one bit at each operation, because they turn two input bits into one output bit – see Fig. 5a.

In 1961, Rolf Landauer argued that each logic operation should turn into heat at least energy

$$\Delta E_{\min} = T \ln 2 \equiv k_B T_K \ln 2 . \quad (2.51)$$

This result may be illustrated with the Szilard engine (Fig. 4), operated in a reversed cycle. At the first stage, with the door closed, it uses external mechanical work $\Delta E = T\ln 2$ to reduce the volume in that the molecule is confined, from V to $V/2$, pumping heat $\Delta Q = \Delta E$ into the heat bath. To model a logically irreversible logic gate, let us now open the door in the partition, and thus lose one bit of information about the molecule's position. Then we will never get the work $T\ln 2$ back, because moving the partition

Irreversible
computation:
energy cost

³¹ See, for example, A. Bérut *et al.*, *Nature* **483**, 187 (2012); J. Koski *et al.*, *PNAS USA* **111**, 13786 (2014); Y. Jun *et al.*, *Phys. Rev. Lett.* **113**, 190601 (2014); J. Peterson *et al.*, *Proc. Roy. Soc. A* **472**, 20150813 (2016).

back to the right, with the door open, takes place at zero average pressure. Hence, Eq. (51) gives a fundamental limit for energy loss (per bit) at the logically irreversible computation.

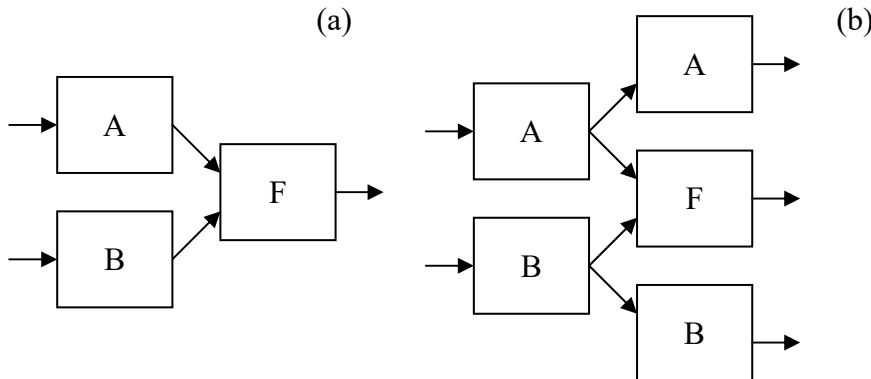


Fig. 2.5. Simple examples of (a) irreversible and (b) potentially reversible logic circuits. Each rectangle denotes a circuit storing one bit of information.

However, in 1973 Charles Bennett came up with convincing arguments that it is possible to avoid such energy loss by using only operations that are *reversible* not only physically, but also logically.³² For that, one has to avoid any loss of information, i.e. any erasure of intermediate results, for example in the way shown in Fig. 5b.³³ At the end of all calculations, after the result has been copied into memory, the intermediate results may be “rolled back” through reversible gates to be eventually merged into a copy of input data, again without erasing a single bit. The minimal energy dissipation at such reversible calculation tends to zero as the operation speed is decreased, so that the average energy loss per bit may be less than the perceived “fundamental thermodynamic limit” (51). The price to pay for this ultralow dissipation is a very high complexity of the hardware necessary for the storage of all intermediate results. However, using irreversible gates sparsely, it may be possible to reduce the complexity dramatically, so that in the future such *mostly* reversible computation may be able to reduce energy consumption in practical digital electronics.³⁴

Before we leave Maxwell’s Demon behind, let me use it to revisit, for one more time, the relation between the reversibility of the classical and quantum mechanics of Hamiltonian systems and the irreversibility possible in thermodynamics and statistical physics. In the gedanken experiment shown in Fig. 4, the laws of mechanics governing the motion of the molecule are reversible at all times. Still, at partition’s motion to the right, driven by molecular impacts, the entropy grows, because the molecule picks up the heat $\Delta Q > 0$, and hence the entropy $\Delta S = \Delta Q/T > 0$, from the heat bath. The physical mechanism of this irreversible entropy (read: disorder) growth is the interaction of the molecule with uncontrollable components of the heat bath, and the resulting loss of information about the motion of the molecule. Philosophically, such emergence of irreversibility in large systems is a strong argument against *reductionism* – a naïve belief that knowing the exact laws of Nature at the lowest, most fundamental level of its complexity, we can readily understand all phenomena on the higher levels of its

³² C. Bennett, *IBM J. Res. Devel.* **17**, 525 (1973); see also C. Bennett, *Int. J. Theor. Phys.* **21**, 905 (1982).

³³ For that, all gates have to be *physically reversible*, with no static power consumption. Such logic devices do exist, though they are still not very practicable – see, e.g., K. Likharev, *Int. J. Theor. Phys.* **21**, 311 (1982). (Another reason for citing, rather reluctantly, my own paper is that it also gave constructive proof that the reversible computation may also beat the perceived “fundamental quantum limit”, $\Delta E \Delta t > \hbar$, where Δt is the time of the binary logic operation.)

³⁴ Many currently explored schemes of *quantum computing* are also reversible – see, e.g., QM Sec. 8.5 and references therein.

organization. In reality, the macroscopic irreversibility of large systems is a good example³⁵ of a new law (in this case, the 2nd law of thermodynamics) that becomes relevant on a substantially new, higher level of complexity – without defying the lower-level laws. Without such new laws, very little of the higher-level organization of Nature may be understood.

2.4. Canonical ensemble and the Gibbs distribution

As was shown in Sec. 2 (see also a few problems of the list given in the end of this chapter), the microcanonical distribution may be directly used for solving some simple problems. However, its further development, also due to J. Gibbs, turns out to be much more convenient for calculations.

Let us consider a statistical ensemble of macroscopically similar systems, each in thermal equilibrium with a heat bath of the same temperature T (Fig. 6a). Such an ensemble is called *canonical*.

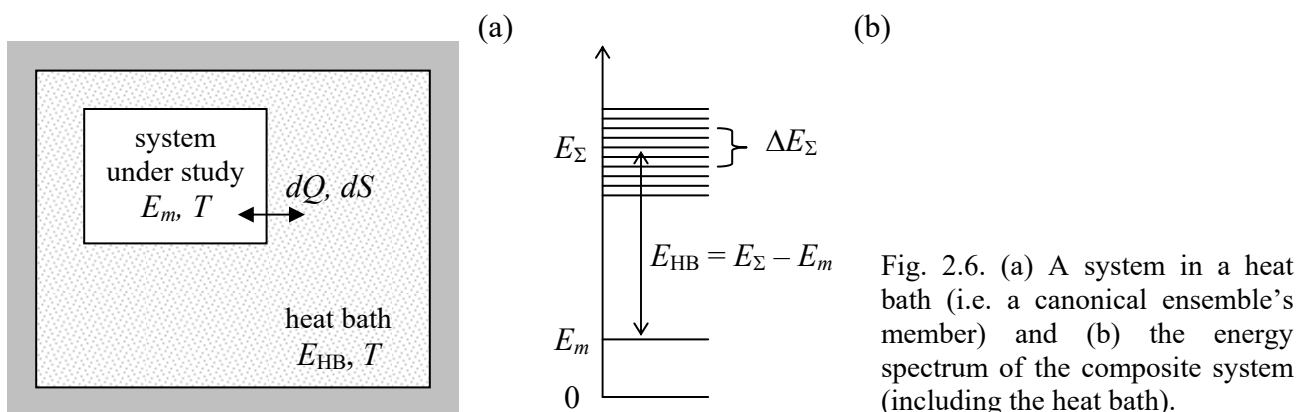


Fig. 2.6. (a) A system in a heat bath (i.e. a canonical ensemble's member) and (b) the energy spectrum of the composite system (including the heat bath).

It is intuitively evident that if the heat bath is sufficiently large, any thermodynamic variables characterizing the system under study should not depend on the *heat bath's* environment. In particular, we may assume that the heat bath is thermally insulated, so that the total energy E_Σ of the *composite* system, consisting of the system of our interest plus the heat bath, does not change in time. For example, if the system of our interest is in a certain (say, m^{th}) quantum state, then the sum

$$E_\Sigma = E_m + E_{HB} \quad (2.52)$$

is time-independent. Now let us partition the considered *canonical* ensemble of such systems into much smaller sub-ensembles, each being a *microcanonical* ensemble of composite systems whose total, time-independent energies E_Σ are the same – as was discussed in Sec. 2, within a certain small energy interval $\Delta E_\Sigma \ll E_\Sigma$ – see Fig. 6b. Due to the very large size of each heat bath in comparison with that of the system under study, the heat bath's density of states g_{HB} is very high, and ΔE_Σ may be selected so that

$$\frac{1}{g_{HB}} \ll \Delta E_\Sigma \ll |E_m - E_{m'}| \ll E_{HB}, \quad (2.53)$$

where m and m' are any states of the system of our interest.

³⁵ Another famous example is Charles Darwin's theory of biological evolution.

According to the microcanonical distribution, the probabilities to find the composite system, within each of these microcanonical sub-ensembles, in any state are equal. Still, the heat bath energies $E_{\text{HB}} = E_{\Sigma} - E_m$ (Fig. 6b) of the members of this sub-ensemble may be different – due to the difference in E_m . The probability $W(E_m)$ to find the system of our interest (within the selected sub-ensemble) in a state with energy E_m is proportional to the number ΔM of the corresponding heat baths in the sub-ensemble. As Fig. 6b shows, in this case we may write $\Delta M = g_{\text{HB}}(E_{\text{HB}})\Delta E_{\Sigma}$. As a result, within the microcanonical sub-ensemble with the total energy E_{Σ} ,

$$W_m \propto \Delta M = g_{\text{HB}}(E_{\text{HB}})\Delta E_{\Sigma} = g_{\text{HB}}(E_{\Sigma} - E_m)\Delta E_{\Sigma}. \quad (2.54)$$

Let us simplify this expression further, using the Taylor expansion with respect to relatively small $E_m \ll E_{\Sigma}$. However, here we should be careful. As we have seen in Sec. 2, the density of states of a large system is an extremely fast growing function of energy, so that if we applied the Taylor expansion directly to Eq. (54), the Taylor series would converge for very small E_m only. A much broader applicability range may be obtained by taking logarithms of both parts of Eq. (54) first:

$$\ln W_m = \text{const} + \ln[g_{\text{HB}}(E_{\Sigma} - E_m)] + \ln \Delta E_{\Sigma} = \text{const} + S_{\text{HB}}(E_{\Sigma} - E_m), \quad (2.55)$$

where the last equality results from the application of Eq. (36) to the heat bath, and $\ln \Delta E_{\Sigma}$ has been incorporated into the (inconsequential) constant. Now, we can Taylor-expand the (much more smooth) function of energy on the right-hand side, and limit ourselves to the two leading terms of the series:

$$\ln W_m \approx \text{const} + S_{\text{HB}} \Big|_{E_m=0} - \frac{dS_{\text{HB}}}{dE_{\text{HB}}} \Big|_{E_m=0} E_m. \quad (2.56)$$

But according to Eq. (1.9), the derivative participating in this expression is nothing else than the reciprocal temperature of the heat bath, which (due to the large bath size) does not depend on whether E_m is equal to zero or not. Since our system of interest is in the thermal equilibrium with the bath, this is also the temperature T of the system – see Eq. (1.8). Hence Eq. (56) is merely

$$\ln W_m = \text{const} - \frac{E_m}{T}. \quad (2.57)$$

This equality describes a substantial decrease of W_m as E_m is increased by $\sim T$, and hence our linear approximation (56) is virtually exact as soon as E_{HB} is much larger than T – the condition that is rather easy to satisfy, because as we have seen in Sec. 2, the average energy per one degree of freedom of the system of the heat bath is also of the order of T , so that its total energy is much larger because of its much larger size.

Now we should be careful again because so far Eq. (57) was only derived for a sub-ensemble with a certain fixed E_{Σ} . However, since the second term on the right-hand side of Eq. (57) includes only E_m and T , which are independent of E_{Σ} , this relation, perhaps with different constant terms, is valid for all sub-ensembles of the canonical ensemble, and hence for that ensemble as the whole. Hence for the total probability to find our system of interest in a state with energy E_m , in the canonical ensemble with temperature T , we can write

$$W_m = \text{const} \times \exp\left\{-\frac{E_m}{T}\right\} \equiv \frac{1}{Z} \exp\left\{-\frac{E_m}{T}\right\}. \quad (2.58)$$

Gibbs
distribution

This is the famous *Gibbs distribution*,³⁶ sometimes called the “canonical distribution”, which is arguably the summit of statistical physics,³⁷ because it may be used for a straightforward (or at least conceptually straightforward :-) calculation of all statistical and thermodynamic variables of a vast range of systems.

Before illustrating this, let us first calculate the coefficient Z participating in Eq. (58) for the general case. Requiring, per Eq. (4), the sum of all W_m to be equal 1, we get

$$Z = \sum_m \exp\left\{-\frac{E_m}{T}\right\}, \quad (2.59)$$

Statistical
sum

where the summation is formally extended to all quantum states of the system, though in practical calculations, the sum may be truncated to include only the states that are noticeably occupied. The apparently humble normalization coefficient Z turns out to be so important for applications that it has a special name – or actually, two names: either the *statistical sum* or the *partition function* of the system. To appreciate the importance of Z , let us use the general expression (29) for entropy to calculate it for the particular case of the canonical ensemble, i.e. the Gibbs distribution (58) of the probabilities W_n :

$$S = -\sum_m W_m \ln W_m = \frac{\ln Z}{Z} \sum_m \exp\left\{-\frac{E_m}{T}\right\} + \frac{1}{ZT} \sum_m E_m \exp\left\{-\frac{E_m}{T}\right\}. \quad (2.60)$$

On the other hand, according to the general rule (7), the thermodynamic (i.e. ensemble-averaged) value E of the internal energy of the system is

$$E = \sum_m W_m E_m = \frac{1}{Z} \sum_m E_m \exp\left\{-\frac{E_m}{T}\right\}, \quad (2.61a)$$

so that the second term on the right-hand side of Eq. (60) is just E/T , while the first term equals $\ln Z$, due to Eq. (59). (By the way, using the notion of *reciprocal temperature* $\beta \equiv 1/T$, with the account of Eq. (59), Eq. (61a) may be also rewritten as

$$E = -\frac{\partial(\ln Z)}{\partial\beta}. \quad (2.61b)$$

E from Z

This formula is very convenient for calculations if our prime interest is the average internal energy E rather than F or W_n .) With these substitutions, Eq. (60) yields a very simple relation between the statistical sum and the entropy of the system:

$$S = \frac{E}{T} + \ln Z. \quad (2.62)$$

Now using Eq. (1.33), we see that Eq. (62) gives a straightforward way to calculate the free energy F of the system from nothing other than its statistical sum (and temperature):

³⁶ The temperature dependence of the type $\exp\{-\text{const}/T\}$, especially when showing up in rates of certain events, e.g., chemical reactions, is also frequently called the *Arrhenius law* – after chemist S. Arrhenius who has noticed this law in numerous experimental data. In all cases I am aware of, the Gibbs distribution is the underlying reason of the Arrhenius law. (We will see several examples of that later in this course.)

³⁷ This is the opinion of many physicists, including Richard Feynman – who climbs on this “summit” already on the first page of his brilliant book *Statistical Mechanics*, CRC Press, 1998. (This is a collection of lectures on a few diverse, mostly advanced topics of statistical physics, rather than its systematic course, so that it can hardly be used as the first textbook on the subject. However, I can highly recommend its first chapter to all my readers.)

$$F \equiv E - TS = -T \ln Z. \quad (2.63) \quad F \text{ from } Z$$

The relations (61b) and (63) play the key role in the connection of statistics to thermodynamics, because they enable the calculation, from Z alone, of the thermodynamic potentials of the system in equilibrium, and hence of all other variables of interest, using the general thermodynamic relations – see especially the circular diagram shown in Fig. 1.6, and its discussion in Sec. 1.4. Let me only note that to calculate the pressure P , e.g., from the second of Eqs. (1.35), we would need to know the explicit dependence of F , and hence of the statistical sum Z on the system's volume V . This would require the calculation, by appropriate methods of either classical or quantum mechanics, of the dependence of the eigenenergies E_m on the volume. Numerous examples of such calculations will be given later in the course.

Before proceeding to first such examples, let us notice that Eqs. (59) and (63) may be readily combined to give an elegant equality,

$$\exp\left\{-\frac{F}{T}\right\} = \sum_m \exp\left\{-\frac{E_m}{T}\right\}. \quad (2.64)$$

This equality, together with Eq. (59), enables us to rewrite the Gibbs distribution (58) in another form:

$$W_m = \exp\left\{\frac{F - E_m}{T}\right\}, \quad (2.65)$$

more convenient for some applications. In particular, this expression shows that since all probabilities W_m are below 1, F is always *lower* than the lowest energy level. Also, Eq. (65) clearly shows that the probabilities W_m do not depend on the energy reference, i. e. on an arbitrary constant added to all E_m – and hence to E and F .

2.5. Harmonic oscillator statistics

The last property may be immediately used in our first example of the Gibbs distribution application to a particular, but very important system – the harmonic oscillator, for a much more general case than was done in Sec. 2, namely for an arbitrary relation between T and $\hbar\omega$.³⁸ Let us consider a canonical ensemble of similar oscillators, each in a contact with a heat bath of temperature T . Selecting the ground-state energy $\hbar\omega/2$ for the origin of E , the oscillator eigenenergies (38) become $E_m = m\hbar\omega$ (with $m = 0, 1, \dots$), so that the Gibbs distribution (58) for probabilities of these states is

$$W_m = \frac{1}{Z} \exp\left\{-\frac{E_m}{T}\right\} = \frac{1}{Z} \exp\left\{-\frac{m\hbar\omega}{T}\right\}, \quad (2.66)$$

with the following statistical sum:

$$Z = \sum_{m=0}^{\infty} \exp\left\{-\frac{m\hbar\omega}{T}\right\} \equiv \sum_{m=0}^{\infty} \lambda^m, \quad \text{where } \lambda \equiv \exp\left\{-\frac{\hbar\omega}{T}\right\} \leq 1. \quad (2.67)$$

This is just the well-known infinite geometric progression (the “geometric series”),³⁹ with the sum

³⁸ The task of making a similar (and even simpler) calculation for another key quantum-mechanical object, the two-level system, is left for the reader's exercise.

³⁹ See, e.g., MA Eq. (2.8b).

$$Z = \frac{1}{1 - \lambda} \equiv \frac{1}{1 - e^{-\hbar\omega/T}}, \quad (2.68)$$

Quantum
oscillator:
statistics

so that Eq. (66) yields

$$W_m = \left(1 - e^{-\hbar\omega/T}\right) e^{-m\hbar\omega/T}. \quad (2.69)$$

Figure 7a shows W_m for several lower energy levels, as functions of temperature, or rather of the $T/\hbar\omega$ ratio. The plots show that the probability to find the oscillator in each particular state (except for the ground one, with $m = 0$) vanishes in both low- and high-temperature limits, and reaches its maximum value $W_m \sim 0.3/m$ at $T \sim m\hbar\omega$, so that the contribution $m\hbar\omega W_m$ of each excited level to the average oscillator energy E is always smaller than $\hbar\omega$.

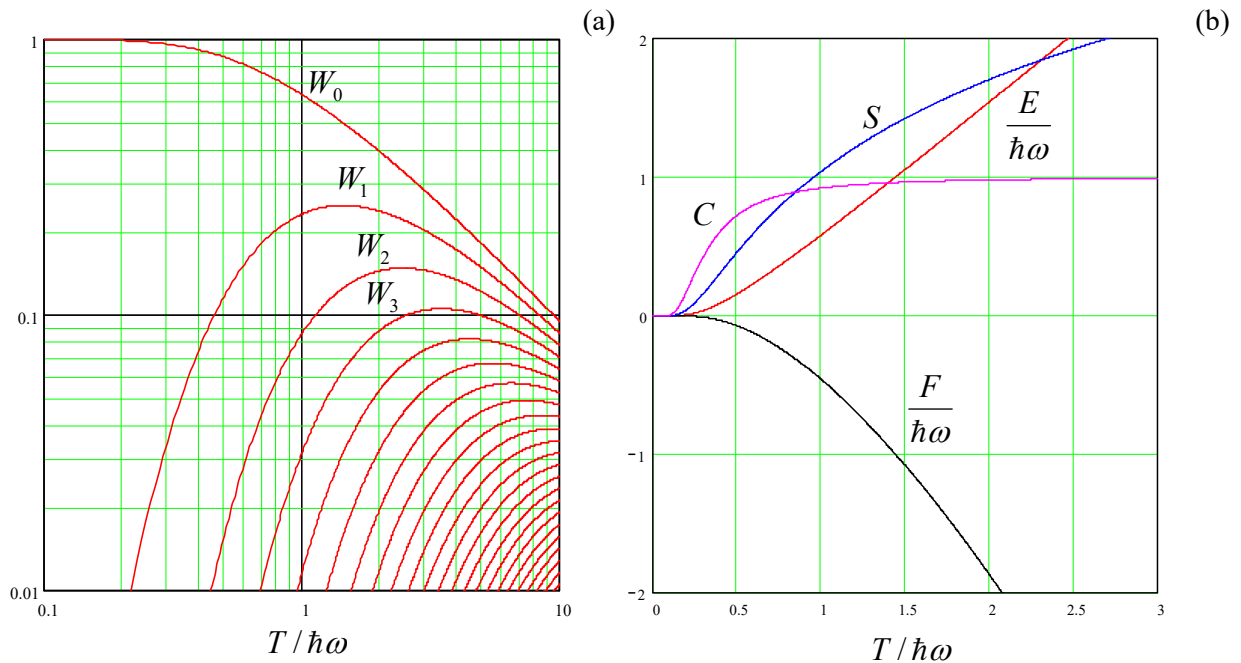


Fig. 2.7. Statistical and thermodynamic parameters of a harmonic oscillator, as functions of temperature.

This average energy may be calculated in either of two ways: either using Eq. (61a) directly:

$$E = \sum_{m=0}^{\infty} E_m W_m = \left(1 - e^{-\hbar\omega/T}\right) \sum_{m=0}^{\infty} m\hbar\omega e^{-m\hbar\omega/T}, \quad (2.70)$$

or (simpler) using Eq. (61b), as

$$E = -\frac{\partial}{\partial \beta} \ln Z = \frac{\partial}{\partial \beta} \ln(1 - \exp\{-\beta\hbar\omega\}), \quad \text{where } \beta \equiv \frac{1}{T}. \quad (2.71)$$

Both methods give (of course) the same result,⁴⁰

⁴⁰ It was first obtained in 1924 by S. Bose and is sometimes called the *Bose distribution* – a particular case of the *Bose-Einstein distribution* to be discussed in Sec. 8 below.

$$E = E(\omega, T) = \hbar\omega \frac{1}{e^{\hbar\omega/T} - 1}, \quad (2.72)$$

Quantum oscillator: average energy

which is valid for arbitrary temperature and plays a key role in many fundamental problems of physics. The red line in Fig. 7b shows this result as a function of the normalized temperature. At relatively low temperatures, $T \ll \hbar\omega$, the oscillator is predominantly in its lowest (ground) state, and its energy (on top of the constant zero-point energy $\hbar\omega/2$, which was used in our calculation as the reference) is exponentially small: $E \approx \hbar\omega \exp\{-\hbar\omega/T\} \ll T, \hbar\omega$. On the other hand, in the high-temperature limit, the energy tends to T . This is exactly the result (a particular case of the equipartition theorem) that was obtained in Sec. 2 from the microcanonical distribution. Please note how much simpler is the calculation using the Gibbs distribution, even for an arbitrary ratio $T/\hbar\omega$.

To complete the discussion of the thermodynamic properties of the harmonic oscillator, we can calculate its free energy using Eq. (63):

$$F = T \ln \frac{1}{Z} = T \ln(1 - e^{-\hbar\omega/T}). \quad (2.73)$$

Now the entropy may be found from thermodynamics: either from the first of Eqs. (1.35), $S = -(\partial F/\partial T)_V$, or (even more easily) from Eq. (1.33): $S = (E - F)/T$. Both relations give, of course, the same result:

$$S = \frac{\hbar\omega}{T} \frac{1}{e^{\hbar\omega/T} - 1} - \ln(1 - e^{-\hbar\omega/T}). \quad (2.74)$$

Finally, since in the general case the dependence of the oscillator properties (essentially, of ω) on volume V is not specified, such variables as P , μ , G , W , and Ω are not defined, and what remains is to calculate the average heat capacity C per one oscillator:

$$C = \frac{\partial E}{\partial T} = \left(\frac{\hbar\omega}{T}\right)^2 \frac{e^{\hbar\omega/T}}{(e^{\hbar\omega/T} - 1)^2} \equiv \left[\frac{\hbar\omega/2T}{\sinh(\hbar\omega/2T)} \right]^2. \quad (2.75)$$

The calculated thermodynamic variables are plotted in Fig. 7b. In the low-temperature limit ($T \ll \hbar\omega$), they all tend to zero. On the other hand, in the high-temperature limit ($T \gg \hbar\omega$), $F \rightarrow -T \ln(T/\hbar\omega) \rightarrow -\infty$, $S \rightarrow \ln(T/\hbar\omega) \rightarrow +\infty$, and $C \rightarrow 1$ (in the SI units, $C \rightarrow k_B$). Note that the last limit is the direct corollary of the equipartition theorem: each of the two “half-degrees of freedom” of the oscillator gives, in the classical limit, the same contribution $C = 1/2$ into its heat capacity.

Now let us use Eq. (69) to discuss the statistics of the quantum oscillator described by Hamiltonian (46), in the coordinate representation. Again using the density matrix’ diagonality in thermodynamic equilibrium, we may use a relation similar to Eqs. (47) to calculate the probability density to find the oscillator at coordinate q :

$$w(q) = \sum_{m=0}^{\infty} W_m w_m(q) = \sum_{m=0}^{\infty} W_m |\psi_m(q)|^2 = (1 - e^{-\hbar\omega/T}) \sum_{m=0}^{\infty} e^{-m\hbar\omega/T} |\psi_m(q)|^2, \quad (2.76)$$

where $\psi_m(q)$ is the normalized eigenfunction of the m^{th} stationary state of the oscillator. Since each $\psi_m(q)$ is proportional to the Hermite polynomial⁴¹ that requires at least m elementary functions for its

⁴¹ See, e.g., QM Sec. 2.10.

representation, working out the sum in Eq. (76) is a bit tricky,⁴² but the final result is rather simple: $w(q)$ is just a normalized *Gaussian distribution* (the “bell curve”),

$$w(q) = \frac{1}{(2\pi)^{1/2} \delta q} \exp\left\{-\frac{q^2}{2(\delta q)^2}\right\}, \quad (2.77)$$

with $\langle q \rangle = 0$, and

$$\langle q^2 \rangle = (\delta q)^2 = \frac{\hbar}{2m\omega} \coth \frac{\hbar\omega}{2T}. \quad (2.78)$$

Since the function $\coth \xi$ tends to 1 at $\xi \rightarrow \infty$, and diverges as $1/\xi$ at $\xi \rightarrow 0$, Eq. (78) shows that the width δq of the coordinate distribution is nearly constant (and equal to that, $(\hbar/2m\omega)^{1/2}$, of the ground-state wavefunction ψ_0) at $T \ll \hbar\omega$, and grows as $(T/m\omega^2)^{1/2} \equiv (T/\kappa)^{1/2}$ at $T/\hbar\omega \rightarrow \infty$.

As a sanity check, we may use Eq. (78) to write the following expression,

$$U \equiv \left\langle \frac{\kappa q^2}{2} \right\rangle = \frac{\hbar\omega}{4} \coth \frac{\hbar\omega}{2T} \rightarrow \begin{cases} \hbar\omega/4, & \text{for } T \ll \hbar\omega, \\ T/2, & \text{for } \hbar\omega \ll T, \end{cases} \quad (2.79)$$

for the average potential energy of the oscillator. To comprehend this result, let us recall that Eq. (72) for the average full energy E was obtained by counting it from the ground state energy $\hbar\omega/2$ of the oscillator. If we add this reference energy to that result, we get

Quantum
oscillator:
total average
energy

$$E = \frac{\hbar\omega}{e^{\hbar\omega/T} - 1} + \frac{\hbar\omega}{2} \equiv \frac{\hbar\omega}{2} \coth \frac{\hbar\omega}{2T}. \quad (2.80)$$

We see that for arbitrary temperature, $U = E/2$, as was already discussed in Sec. 2. This means that the average kinetic energy, equal to $E - U$, is also the same:⁴³

$$\left\langle \frac{p^2}{2m} \right\rangle = \left\langle \frac{\kappa q^2}{2} \right\rangle = \frac{E}{2} = \frac{\hbar\omega}{4} \coth \frac{\hbar\omega}{2T}. \quad (2.81)$$

In the classical limit $T \gg \hbar\omega$, both energies equal $T/2$, reproducing the equipartition theorem result (48).

2.6. Two important applications

The results of the previous section, especially Eq. (72), have innumerable applications in physics and related disciplines, but here I have time for a brief discussion of only two of them.

(i) Blackbody radiation. Let us consider a free-space volume V limited by non-absorbing (i.e. ideally reflecting) walls. Electrodynamics tells us⁴⁴ that the electromagnetic field in such a “cavity” may be represented as a sum of “modes” with the time evolution similar to that of the usual harmonic

⁴² The calculation may be found, e.g., in QM Sec. 7.2.

⁴³ As a reminder: the equality of these two averages, at arbitrary temperature, was proved already in Sec. 2.

⁴⁴ See, e.g., EM Sec. 7.8.

oscillator. If the volume V is large enough,⁴⁵ the number of these modes within a small range dk of the wavevector magnitude k is

$$dN = \frac{gV}{(2\pi)^3} d^3k = \frac{gV}{(2\pi)^3} 4\pi k^2 dk, \quad (2.82)$$

where for electromagnetic waves, the degeneracy factor g is equal to 2, due to their two different independent (e.g., linear) polarizations of waves with the same wave vector \mathbf{k} . With the linear, isotropic dispersion relation for waves in vacuum, $k = \omega/c$, Eq. (82) yields

$$dN = \frac{2V}{(2\pi)^3} 4\pi \frac{\omega^2 d\omega}{c^3} \equiv V \frac{\omega^2}{\pi^2 c^3} d\omega. \quad (2.83)$$

On the other hand, quantum mechanics says⁴⁶ that the energy of such a “field oscillator” is quantized per Eq. (38), so that at thermal equilibrium its average energy is described by Eq. (72). Plugging that result into Eq. (83), we see that the spectral density of the electromagnetic field’s energy, per unit volume, is

$$u(\omega) \equiv \frac{E}{V} \frac{dN}{d\omega} = \frac{\hbar\omega^3}{\pi^2 c^3} \frac{1}{e^{\hbar\omega/T} - 1}. \quad (2.84) \quad \text{Planck's radiation law}$$

This is the famous *Planck’s blackbody radiation law*.⁴⁷ To understand why its common name mentions radiation, let us consider a small planar part, of area dA , of a surface that completely absorbs electromagnetic waves incident from any direction. (Such “perfect black body” approximation may be closely approached using special experimental structures, especially in limited frequency intervals.) Figure 8 shows that if the arriving wave was planar, with the incidence angle θ , then the power $d\mathcal{P}(\omega)$ absorbed by the surface of small area dA , within a small frequency interval $d\omega$, i.e. the energy incident at that area in unit time, would be equal to the radiation energy within the same frequency interval, contained inside an imaginary cylinder (shaded in Fig. 8) of height c , base area $dA \cos\theta$, and hence volume $dV = c dA \cos\theta$:

$$d\mathcal{P}_\theta(\omega) = u(\omega) d\omega dV = u(\omega) d\omega c dA \cos\theta. \quad (2.85)$$

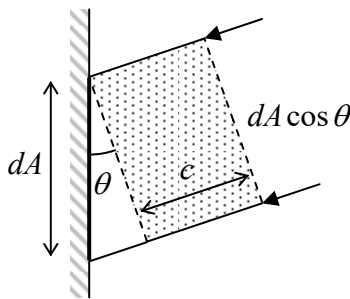


Fig. 2.8. Calculating the relation between $d\mathcal{P}(\omega)$ and $u(\omega)d\omega$.

⁴⁵ In our current context, the volume should be much larger than $(c\hbar/T)^3$, where $c \approx 3 \times 10^8$ m/s is the speed of light. For the room temperature ($T \approx k_B \times 300\text{K} \approx 4 \times 10^{-21}$ J), this lower bound is of the order of 10^{-16} m³.

⁴⁶ See, e.g., QM Sec. 9.1.

⁴⁷ Let me hope the reader knows that this law was first suggested in 1900 by Max Planck as an empirical fit for the experimental data on blackbody radiation, and this was the historic point at which the Planck constant \hbar (or rather $h \equiv 2\pi\hbar$) was introduced – see, e.g., QM Sec. 1.1.

Since the thermally-induced field is isotropic, i.e. propagates equally in all directions, this result should be averaged over all solid angles within the polar angle interval $0 \leq \theta \leq \pi/2$:

$$\frac{d\mathcal{P}(\omega)}{dAd\omega} = \frac{1}{4\pi} \int \frac{d\mathcal{P}_\theta(\omega)}{dAd\omega} d\Omega = cu(\omega) \frac{1}{4\pi} \int_0^{\pi/2} \sin\theta d\theta \int_0^{2\pi} d\varphi \cos\theta = \frac{c}{4} u(\omega). \quad (2.86)$$

Hence the Planck's expression (84), multiplied by $c/4$, gives the power absorbed by such a "blackbody" surface. But at thermal equilibrium, this absorption has to be exactly balanced by the surface's own radiation, due to its non-zero temperature T .

I hope the reader is familiar with the main features of the Planck law (84), including its general shape (Fig. 9), with the low-frequency asymptote $u(\omega) \propto \omega^2$ (due to its historic significance bearing the special name of the *Rayleigh-Jeans law*), the exponential drop at high frequencies (the *Wien law*), and the resulting maximum of the function $u(\omega)$, reached at the frequency ω_{\max} with

$$\hbar\omega_{\max} \approx 2.82T, \quad (2.87)$$

i.e. at the wavelength $\lambda_{\max} = 2\pi/k_{\max} = 2\pi c/\omega_{\max} \approx 2.22 c\hbar/T$.

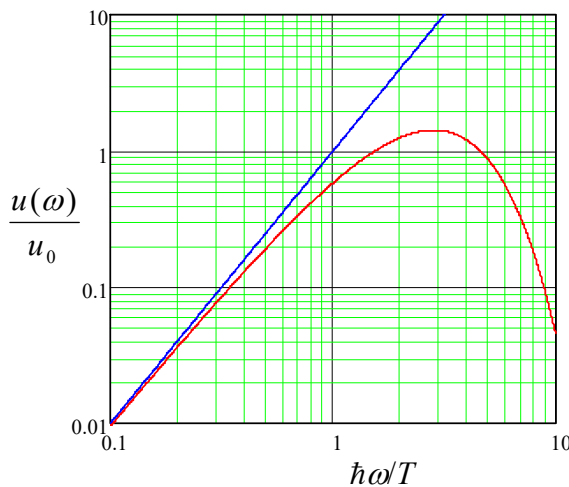


Fig. 2.9. The frequency dependence of the blackbody radiation density, normalized by $u_0 \equiv T^3/\pi^2\hbar^2c^3$, according to the Planck law (red line) and the Rayleigh-Jeans law (blue line).

Still, I cannot help mentioning a few important particular values: one corresponding to the visible light ($\lambda_{\max} \sim 500$ nm) for the Sun's effective surface temperature $T_K \approx 6,000$ K, and another one corresponding to the mid-infrared range ($\lambda_{\max} \sim 10$ μm) for the Earth's surface temperature $T_K \approx 300$ K. The balance of these two radiations, absorbed and emitted by the Earth, determines its surface temperature and hence has the key importance for all life on our planet. This is why it is at the front and center of the current climate change discussions. As one more example, the cosmic microwave background (CMB) radiation, closely following the Planck law with $T_K = 2.725$ K (and hence having the maximum density at $\lambda_{\max} \approx 1.9$ mm), and in particular its (very small) anisotropy, is a major source of data for modern cosmology.

Now let us calculate the total energy E of the blackbody radiation inside some volume V . It may be found from Eq. (84) by its integration over all frequencies:^{48:49}

⁴⁸ The last step in Eq. (88) uses a table integral, equal to $\Gamma(4)\zeta(4) = (3!)(\pi^4/90) = \pi^4/15$ – see, e.g., MA Eq. (6.8b), with $s = 4$, and then MA Eqs. (6.7e), and (2.7b).

$$E = V \int_0^{\infty} u(\omega) d\omega = V \int_0^{\infty} \frac{\hbar \omega^3}{\pi^2 c^3} \frac{d\omega}{e^{\hbar \omega/T} - 1} = \frac{VT^4}{\pi^2 \hbar^3 c^3} \int_0^{\infty} \frac{\xi^3 d\xi}{e^{\xi} - 1} = V \frac{\pi^2}{15 \hbar^3 c^3} T^4. \quad (2.88)$$

Using Eq. (86) to recast Eq. (88) into the total power radiated by a blackbody surface, we get the well-known *Stefan* (or “Stefan-Boltzmann”) law⁵⁰

$$\frac{d\mathcal{P}}{dA} = \frac{\pi^2}{60 \hbar^3 c^2} T^4 \equiv \sigma T_K^4, \quad (2.89a) \quad \text{Stefan law}$$

where σ is the *Stefan-Boltzmann constant*

$$\sigma \equiv \frac{\pi^2}{60 \hbar^3 c^2} k_B^4 \approx 5.67 \times 10^{-8} \frac{\text{W}}{\text{m}^2 \text{K}^4}. \quad (2.89b) \quad \text{Stefan-Boltzmann constant}$$

By this point, the thoughtful reader should have an important concern ready: Eq. (84) and hence Eq. (88) are based on Eq. (72) for the average energy of each oscillator, referred to its ground-state energy $\hbar\omega/2$. However, the radiation power should not depend on the energy origin; why have not we included the ground energy of each oscillator into the integration (88), as we have done in Eq. (80)? The answer is that usual radiation detectors only measure the *difference* between the power \mathcal{P}_{in} of the incident radiation (say, that of a blackbody surface with temperature T) and their own back-radiation power \mathcal{P}_{out} , corresponding to some effective temperature T_d of the detector – see Fig. 10. But however low T_d is, the temperature-independent contribution $\hbar\omega/2$ of the ground-state energy to the back radiation is always there. Hence, the term $\hbar\omega/2$ drops out from the balance, and cannot be detected – at least in this simple way. This is the reason why we had the right to ignore this contribution in Eq. (88) – very fortunately, because it would lead to the integral’s divergence at its upper limit. However, let me repeat that the ground-state energy of the electromagnetic field oscillators is physically real – and important – see Sec. 5.5 below.

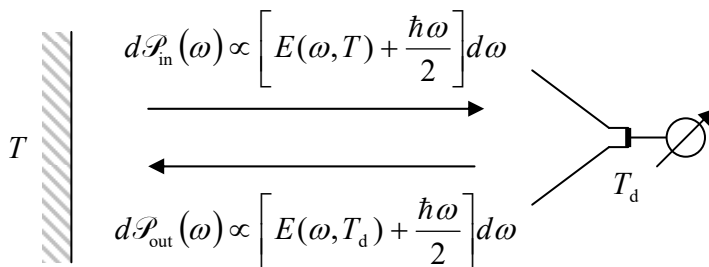


Fig. 2.10. The power balance at the electromagnetic radiation power measurement.

One more interesting result may be deduced from the free energy F of the electromagnetic radiation, which may be calculated by integration of Eq. (73) over all the modes, with the appropriate weight (83):

⁴⁹ Note that the heat capacity $C_V \equiv (\partial E / \partial T)_V$, following from Eq. (88), is proportional to T^3 at any temperature, and hence does not obey the trend $C_V \rightarrow \text{const}$ at $T \rightarrow \infty$. This is the result of the unlimited growth, with temperature, of the number of thermally-excited field oscillators with frequencies ω below T/\hbar .

⁵⁰ Its functional part ($E \propto T^4$) was deduced in 1879 by Joseph Stefan from earlier experiments by John Tyndall. Theoretically, it was proved in 1884 by L. Boltzmann, using a result derived earlier by Adolfo Bartoli from the Maxwell equations for the electromagnetic field – all well before Max Planck’s work.

$$F = \sum_{\omega} T \ln(1 - e^{-\hbar\omega/T}) \rightarrow \int_0^{\infty} T \ln(1 - e^{-\hbar\omega/T}) \frac{dN}{d\omega} d\omega = \int_0^{\infty} T \ln(1 - e^{-\hbar\omega/T}) \left(V \frac{\omega^2}{\pi^2 c^3} \right) d\omega. \quad (2.90)$$

Representing $\omega^2 d\omega$ as $d(\omega^3)/3$, we can readily work out this integral by parts, reducing it to a table integral similar to that in Eq. (88), and getting a surprisingly simple result:

$$F = -V \frac{\pi^2}{45 \hbar^3 c^3} T^4 \equiv -\frac{E}{3}. \quad (2.91)$$

Now we can use the second of the general thermodynamic relations (1.35) to calculate the pressure exerted by the radiation on the walls of the containing volume V :⁵¹

$$P = -\left(\frac{\partial F}{\partial V} \right)_T = \frac{\pi^2}{45 \hbar^3 c^3} T^4 = \frac{E}{3V}. \quad (2.92a)$$

Rewritten in the form,

$$PV = \frac{E}{3}, \quad (2.92b)$$

Photon gas:
PV vs. E

this result may be considered as the equation of state of the electromagnetic field, i.e. from the quantum-mechanical point of view, of the *photon gas*. Note that the equation of state (1.44) of the ideal classical gas may be represented in a similar form, but with a coefficient generally different from Eq. (92). Indeed, according to the equipartition theorem, for an ideal gas of non-relativistic particles whose internal degrees of freedom are in a fixed (say, ground) state, the temperature-dependent energy is that of the three translational “half-degrees of freedom”, $E = 3N(T/2)$. Expressing from here the product $NT = (2E/3)$, and plugging it into Eq. (1.44), we get a relation similar to Eq. (92), but with a twice larger factor before E . On the other hand, a *relativistic* treatment of the classical gas shows that Eq. (92) is valid for any gas in the ultra-relativistic limit, $T \gg mc^2$, where m is the rest mass of the gas’ particle. Evidently, photons (i.e. particles with $m = 0$) satisfy this condition at any energy.⁵²

Finally, let me note that Eq. (92) allows for the following interesting interpretation. The last of Eqs. (1.60), being applied to Eq. (92), shows that in this particular case the grand thermodynamic potential Ω equals $(-E/3)$, so that according to Eq. (91), it is equal to F . But according to the definition of Ω , i.e. the first of Eqs. (1.60), this means that the chemical potential of the electromagnetic field excitations (photons) vanishes:

$$\mu = \frac{F - \Omega}{N} = 0. \quad (2.93)$$

In Sec. 8 below, we will see that the same result follows from the comparison of Eq. (72) and the general Bose-Einstein distribution for arbitrary bosons. So, from the statistical point of view, photons may be considered as bosons with zero chemical potential.

(ii) Specific heat of solids. The heat capacity of solids is readily measurable, and in the early 1900s, its experimentally observed temperature dependence served as an important test for the then-

⁵¹ This formula may be also derived from the expression for the forces exerted by the electromagnetic radiation on the walls (see, e.g. EM Sec. 9.8), but the above calculation is much simpler.

⁵² Note that according to Eqs. (1.44), (88), and (92), the difference between the equations of state of the photon gas and an ideal gas of non-relativistic particles, expressed in the more usual form $P = P(V, T)$, is much more dramatic: $P \propto T^4 V^0$ vs. $P \propto T^1 V^{-1}$.

emerging quantum theories. However, the theoretical calculation of C_V is not simple⁵³ – even for insulators, whose specific heat at realistic temperatures is due to thermally-induced vibrations of their crystal lattice alone.⁵⁴ Indeed, at relatively low frequencies, a solid may be treated as an elastic continuum. Such a continuum supports three different modes of mechanical waves with the same frequency ω , that all obey linear dispersion laws, $\omega = vk$, but the velocity $v = v_l$ for one of these modes (the *longitudinal sound*) is higher than that (v_t) of two other modes (the *transverse sound*).⁵⁵ At such frequencies, the wave mode density may be described by an evident generalization of Eq. (83):

$$dN = V \frac{1}{(2\pi)^3} \left(\frac{1}{v_l^3} + \frac{2}{v_t^3} \right) 4\pi\omega^2 d\omega. \quad (2.94a)$$

For what follows, it is convenient to rewrite this relation in a form similar to Eq. (83):

$$dN = \frac{3V}{(2\pi)^3} 4\pi \frac{\omega^2 d\omega}{v^3}, \quad \text{with } v \equiv \left[\frac{1}{3} \left(\frac{1}{v_l^3} + \frac{2}{v_t^3} \right) \right]^{-1/3}. \quad (2.94b)$$

However, the basic wave theory shows⁵⁶ that as the frequency ω of a sound wave in a periodic structure is increased so that its half-wavelength π/k approaches the crystal period d , the dispersion law $\omega(k)$ becomes nonlinear before the frequency reaches its maximum at $k = \pi/d$. To make things even more complex, 3D crystals are generally anisotropic, so that the dispersion law is different in different directions of the wave propagation. As a result, the exact statistics of thermally excited sound waves, and hence the heat capacity of crystals, is rather complex and specific for each particular crystal type.

In 1912, P. Debye suggested an approximate theory of the specific heat's temperature dependence, which is in a surprisingly good agreement with experiment for many insulators, including polycrystalline and amorphous materials. In his model, the linear (*acoustic*) dispersion law $\omega = vk$, with the effective sound velocity v defined by the second of Eqs. (94b), is assumed to be exact all the way up to some cutoff frequency ω_D , the same for all three wave modes. This *Debye frequency* may be defined by the requirement that the total number of acoustic modes, calculated within this model from Eq. (94b),

$$N = V \frac{1}{(2\pi)^3} \frac{3}{v^3} \int_0^{\omega_D} 4\pi\omega^2 d\omega = \frac{V\omega_D^3}{2\pi^2 v^3}, \quad (2.95)$$

is equal to the universal number $N = 3nV$ of the degrees of freedom (and hence of independent oscillation modes) in a 3D system of nV elastically coupled particles, where n is the atomic density of the crystal, i.e. the number of atoms per unit volume.⁵⁷ For this model, Eq. (72) immediately yields the following expression for the average energy and specific heat (in thermal equilibrium at temperature T):

$$E = V \frac{1}{(2\pi)^3} \frac{3}{v^3} \int_0^{\omega_D} \frac{\hbar\omega}{e^{\hbar\omega/T} - 1} 4\pi\omega^2 d\omega \equiv 3nVT D(x)_{x=T_D/T}, \quad (2.96)$$

⁵³ Due to a rather low temperature expansion of solids, the difference between their C_V and C_p is small.

⁵⁴ In good conductors (e.g., metals), specific heat is contributed (and at low temperatures, dominated) by free electrons – see Sec. 3.3 below.

⁵⁵ See, e.g., CM Sec. 7.7.

⁵⁶ See, e.g., CM Sec. 6.3, in particular Fig. 6.5 and its discussion.

⁵⁷ See, e.g., CM Sec. 6.2.

Debye
law

$$c_V \equiv \frac{C_V}{nV} = \frac{1}{nV} \left(\frac{\partial E}{\partial T} \right)_V = 3 \left[D(x) - x \frac{dD(x)}{dx} \right]_{x=T_D/T}, \quad (2.97)$$

where $T_D \equiv \hbar\omega_D$ is called the *Debye temperature*,⁵⁸ and

$$D(x) \equiv \frac{3}{x^3} \int_0^x \frac{\xi^3 d\xi}{e^\xi - 1} \rightarrow \begin{cases} 1, & \text{for } x \rightarrow 0, \\ \pi^4/5x^3, & \text{for } x \rightarrow \infty, \end{cases} \quad (2.98)$$

is the *Debye function*. Red lines in Fig. 11 show the temperature dependence of the specific heat c_V (per particle) within the Debye model. At high temperatures, it approaches a constant value of three, corresponding to the energy $E = 3nVT$, in agreement with the equipartition theorem for each of three degrees of freedom (i.e. six half-degrees of freedom) of each mode. (This value of c_V is known as the *Dulong-Petit law*.) In the opposite limit of low temperatures, the specific heat is much smaller:

$$c_V \approx \frac{12\pi^4}{5} \left(\frac{T}{T_D} \right)^3 \ll 1, \quad (2.99)$$

reflecting the reduction of the number of excited phonons with $\hbar\omega < T$ as the temperature is decreased.

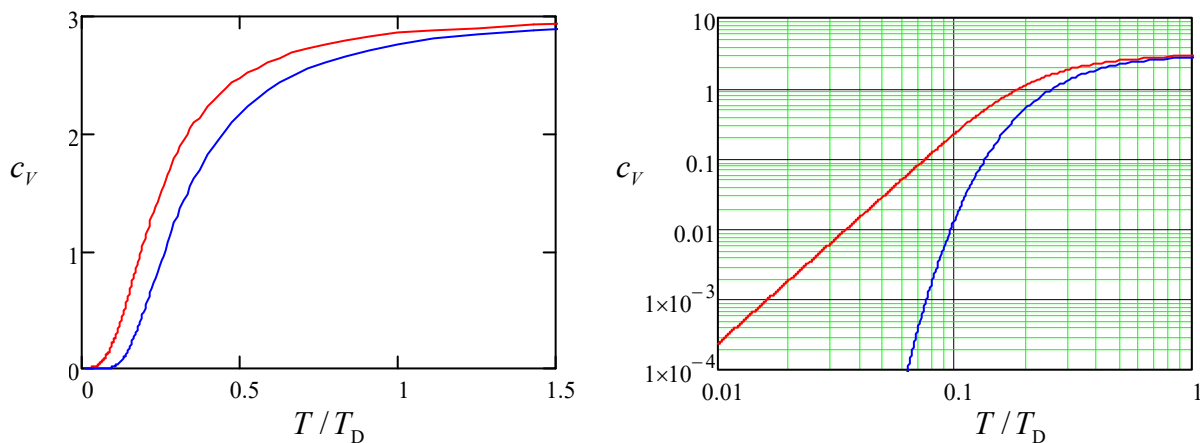


Fig. 2.11. The specific heat as a function of temperature in the Debye (red lines) and Einstein (blue lines) models.

As a historic curiosity, P. Debye's work followed one by A. Einstein, who had suggested (in 1907) a simpler model of crystal vibrations. In his model, all $3nV$ independent oscillatory modes of nV atoms of the crystal have approximately the same frequency, say ω_E , and Eq. (72) immediately yields

$$E = 3nV \frac{\hbar\omega_E}{e^{\hbar\omega_E/T} - 1}, \quad (2.100)$$

so that the specific heat is functionally similar to Eq. (75):

⁵⁸ In the SI units, the Debye temperature T_D is of the order of a few hundred K for most simple solids (e.g., ~430 K for aluminum and ~340 K for copper), with somewhat lower values for crystals with heavy atoms (~105 K for lead), and reaches its highest value ~2200 K for diamond, with its relatively light atoms and very stiff lattice.

$$c_V \equiv \frac{1}{nV} \left(\frac{\partial E}{\partial T} \right)_V = 3 \left[\frac{\hbar \omega_E / 2T}{\sinh(\hbar \omega_E / 2T)} \right]^2. \quad (2.101)$$

This dependence $c_V(T)$ is shown with blue lines in Fig. 11 (assuming, for the sake of simplicity, that $\hbar \omega_E = T_D$). At high temperatures, this result does satisfy the universal Dulong-Petit law ($c_V = 3$), but for $T \ll T_D$, Einstein's model predicts a much faster (exponential) drop of the specific heat as the temperature is reduced. (The difference between the Debye and Einstein models is not too spectacular on the linear scale, but in the log-log plot, shown on the right panel of Fig. 11, it is rather dramatic.⁵⁹) The Debye model is in a much better agreement with experimental data for simple, monoatomic crystals, thus confirming the conceptual correctness of his wave-based approach.

Note, however, that when a genius such as Albert Einstein makes an error, there is usually some deep and important background under it. Indeed, crystals with the basic cell consisting of atoms of two or more types (such as NaCl, etc.), feature two or more separate branches of the dispersion law $\omega(k)$ – see, e.g., Fig. 12. While the lower, “acoustic” branch is virtually similar to those for monoatomic crystals and may be approximated by the Debye model, $\omega = vk$, reasonably well, the upper (“optical”⁶⁰) branch does not approach $\omega = 0$ at any k . Moreover, for large values of the atomic mass ratio r , the optical branches are almost flat, with virtually k -independent frequencies ω_0 , which correspond to simple oscillations of each light atom between its heavy neighbors. For thermal excitations of such oscillations, and their contribution to the specific heat, Einstein's model (with $\omega_E = \omega_0$) gives a very good approximation, so that for such solids, the specific heat may be well described by a sum of the Debye and Einstein laws (97) and (101), with appropriate weights.

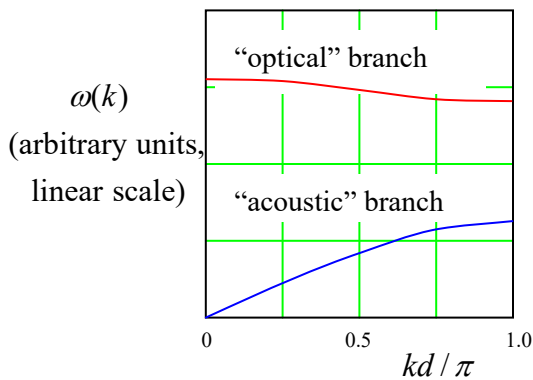


Fig. 2.12. The dispersion relation for mechanical waves in a simple 1D model of a solid, with similar interparticle distances d , but alternating particle masses, plotted for a particular mass ratio $r = 5$ – see CM Chapter 6.

2.7. Grand canonical ensemble and distribution

As we have seen, the Gibbs distribution is a very convenient way to calculate the statistical and thermodynamic properties of systems with a fixed number N of particles. However, for systems in which N may vary, another distribution is preferable for applications. Several examples of such situations (as

⁵⁹ This is why there is the following general “rule of thumb” in quantitative sciences: if you plot your data on a linear rather than log scale, you better have a good excuse ready. (An example of a valid excuse: the variable you are plotting changes its sign within the range you want to exhibit.)

⁶⁰ This term stems from the fact that at $k \rightarrow 0$, the mechanical waves corresponding to these branches have phase velocities $v_{ph} \equiv \omega(k)/k$ that are much higher than that of the acoustic waves, and may approach the speed of light. As a result, these waves can strongly interact with electromagnetic (practically, optical) waves of the same frequency, while acoustic waves cannot.

well as the basic thermodynamics of such systems) have already been discussed in Sec. 1.5. Perhaps even more importantly, statistical distributions for systems with variable N are also applicable to some ensembles of independent particles in certain single-particle states even if the number of the particles is fixed – see the next section.

With this motivation, let us consider what is called the *grand canonical ensemble* (Fig. 13). It is similar to the canonical ensemble discussed in Sec. 4 (see Fig. 6) in all aspects, besides that now the system under study and the heat bath (in this case more often called the *environment*) may exchange not only heat but also particles. In this ensemble, all environments are in both the thermal and chemical equilibrium, with their temperatures T and chemical potentials μ the same for all members.

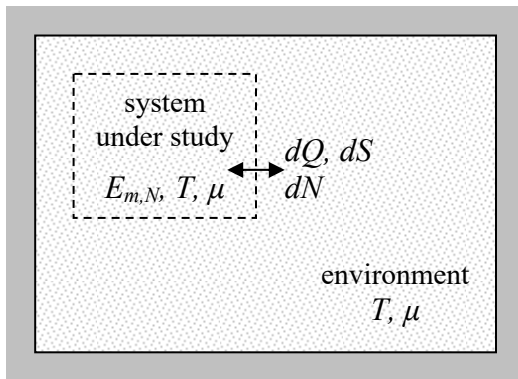


Fig. 2.13. A member of the grand canonical ensemble.

Let us assume that the system of interest is also in the chemical and thermal equilibrium with its environment. Then using exactly the same arguments as in Sec. 4 (including the specification of microcanonical sub-ensembles with fixed E_Σ and N_Σ), we may generalize Eq. (55), taking into account that the entropy S_{env} of the environment is now a function of not only its energy $E_{\text{env}} = E_\Sigma - E_{m,N}$,⁶¹ but also of the number of particles $N_{\text{env}} = N_\Sigma - N$, with E_Σ and N_Σ fixed:

$$\begin{aligned} \ln W_{m,N} &\propto \ln M = \ln g_{\text{env}}(E_\Sigma - E_{m,N}, N_\Sigma - N) + \ln \Delta E_\Sigma = S_{\text{env}}(E_\Sigma - E_{m,N}, N_\Sigma - N) + \text{const} \\ &\approx S_{\text{env}} \Big|_{E_\Sigma, N_\Sigma} - \frac{\partial S_{\text{env}}}{\partial E_{\text{env}}} \Big|_{E_\Sigma, N_\Sigma} E_{m,N} - \frac{\partial S_{\text{env}}}{\partial N_{\text{env}}} \Big|_{E_\Sigma, N_\Sigma} N + \text{const}. \end{aligned} \quad (2.102)$$

To simplify this relation, let us rewrite Eq. (1.52) in the following equivalent form:

$$dS = \frac{1}{T} dE + \frac{P}{T} dV - \frac{\mu}{T} dN. \quad (2.103)$$

Hence, if the entropy S of a system is expressed as a function of E , V , and N , then

$$\left(\frac{\partial S}{\partial E} \right)_{V,N} = \frac{1}{T}, \quad \left(\frac{\partial S}{\partial V} \right)_{E,N} = \frac{P}{T}, \quad \left(\frac{\partial S}{\partial N} \right)_{E,V} = -\frac{\mu}{T}. \quad (2.104)$$

Applying the first one and the last one of these relations to the last form of Eq. (102), and using the equality of the temperatures T and chemical potentials μ in the system under study and its environment, at equilibrium (as was discussed in Sec. 1.5), we get

⁶¹ The additional index in the new notation $E_{m,N}$ for the energy of the system of interest reflects the fact that its spectrum is generally dependent on the number N of particles in it.

$$\ln W_{m,N} = S_{\text{env}}(E_{\Sigma}, N_{\Sigma}) - \frac{1}{T} E_{m,N} + \frac{\mu}{T} N + \text{const.} \quad (2.105)$$

Again, exactly as at the derivation of the Gibbs distribution in Sec. 4, we may argue that since $E_{m,N}$, T , and μ do not depend on the choice of environment's size, i.e. on E_{Σ} and N_{Σ} , the probability $W_{m,N}$ for a system to have N particles and be in m^{th} quantum state in the whole grand canonical ensemble should also obey Eq. (105). As a result, we get the so-called *grand canonical distribution*:

$$W_{m,N} = \frac{1}{Z_G} \exp\left\{\frac{\mu N - E_{m,N}}{T}\right\}. \quad (2.106)$$

Grand canonical distribution

Just as in the case of the Gibbs distribution, the constant Z_G (most often called the *grand statistical sum*, but sometimes the “grand partition function”) should be determined from the probability normalization condition, now with the summation of probabilities $W_{m,N}$ over all possible values of both m and N :

$$Z_G = \sum_{m,N} \exp\left\{\frac{\mu N - E_{m,N}}{T}\right\}. \quad (2.107)$$

Grand canonical sum

Now, using the general Eq. (29) to calculate the entropy for the distribution (106) (exactly like we did it for the canonical ensemble), we get the following expression,

$$S = -\sum_{m,N} W_{m,N} \ln W_{m,N} = \frac{E}{T} - \frac{\mu \langle N \rangle}{T} + \ln Z_G, \quad (2.108)$$

which is evidently a generalization of Eq. (62).⁶² We see that now the grand thermodynamic potential Ω (rather than the free energy F) may be expressed directly via the normalization coefficient Z_G :

$$\Omega \equiv F - \mu \langle N \rangle = E - TS - \mu \langle N \rangle = T \ln \frac{1}{Z_G} = -T \ln \sum_{m,N} \exp\left\{\frac{\mu N - E_{m,N}}{T}\right\}. \quad (2.109)$$

 Ω from Z_G

Finally, solving the last equality for Z_G , and plugging the result back into Eq. (106), we can rewrite the grand canonical distribution in the form

$$W_{m,N} = \exp\left\{\frac{\Omega + \mu N - E_{m,N}}{T}\right\}, \quad (2.110)$$

similar to Eq. (65) for the Gibbs distribution. Indeed, in the particular case when the number N of particles is fixed, $N = \langle N \rangle$, so that $\Omega + \mu N = \Omega + \mu \langle N \rangle \equiv F$, Eq. (110) is reduced to Eq. (65).

2.8. Systems of independent particles

Now let us apply the general statistical distributions discussed above to a simple but very important case when the system we are considering consists of many similar particles whose explicit (“direct”) interaction is negligible. As a result, each particular energy value $E_{m,N}$ of such a system may

⁶² The average number of particles $\langle N \rangle$ is exactly what was called N in thermodynamics (see Chapter 1), but I keep this explicit notation here to make a clear distinction between this average value of the variable, and its particular values participating in Eqs. (102)-(110).

be represented as a sum of energies ε_k of the particles, where the index k numbers single-particle states – rather than those of the whole system, as the index m does.

Let us start with the classical limit. In classical mechanics, the energy quantization effects are negligible, i.e. there is a formally infinite number of quantum states k within each finite energy interval. However, it is convenient to keep, for the time being, the discrete-state language, with the understanding that the average number $\langle N_k \rangle$ of particles in each of these states, usually called the *state occupancy*, is very small. In this case, we may apply the Gibbs distribution to the canonical ensemble of *single particles*, and hence use it with the substitution $E_m \rightarrow \varepsilon_k$, so that Eq. (58) becomes

Boltzmann
distribution

$$\langle N_k \rangle = c \exp\left\{-\frac{\varepsilon_k}{T}\right\} \ll 1, \quad (2.111)$$

where the constant c should be found from the normalization condition:

$$\sum_k \langle N_k \rangle = 1. \quad (2.112)$$

This is the famous *Boltzmann distribution*.⁶³ Despite its formal similarity to the Gibbs distribution (58), let me emphasize the conceptual difference between these two important formulas. The Gibbs distribution describes the probability to find the *whole system* on one of its states with energy E_m , and it is *always* valid – more exactly, for a canonical ensemble of systems in thermodynamic equilibrium. On the other hand, the Boltzmann distribution describes the occupancy of an energy level of a *single particle*, and, as we will see in just a minute, is valid for quantum particles *only in the classical limit* $\langle N_k \rangle \ll 1$, even if they do not interact directly.

The last fact may be surprising, because it may seem that as soon as particles of the system are independent, nothing prevents us from using the Gibbs distribution to derive Eq. (111), regardless of the value of $\langle N_k \rangle$. This is indeed true if the particles are *distinguishable*, i.e. may be distinguished from each other – say by their fixed spatial positions, or by the states of certain internal degrees of freedom (say, spin), or by any other “pencil mark”. However, it is an experimental fact that elementary particles of each particular type (say, electrons) are *identical* to each other, i.e. cannot be “pencil-marked”.⁶⁴ For such particles we have to be more careful: even if they do not interact *explicitly*, there is still some *implicit* dependence in their behavior, which is especially evident for the so-called *fermions* (elementary particles with semi-integer spin): they obey the *Pauli exclusion principle* that forbids two identical particles to be in the same quantum state, even if they do not interact explicitly.⁶⁵

⁶³ The distribution was first suggested in 1877 by L. Boltzmann. For the particular case when ε is the kinetic energy of a free classical particle (and hence has a continuous spectrum), it is reduced to the *Maxwell distribution* (see Sec. 3.1 below), which was derived earlier – in 1860.

⁶⁴ This invites a natural question: what particles are “elementary enough” for their identity? For example, protons and neutrons have an internal structure, in some sense consisting of quarks and gluons; can they be considered elementary? Next, if protons and neutrons are elementary, are atoms? molecules? What about *really* large molecules (such as proteins)? viruses? The general answer to these questions, given by quantum mechanics (or rather experiment :-), is that any particles/systems, no matter how large and complex they are, are identical if they not only have the same internal structure but also are exactly in the same internal quantum state – for example, in the ground state of all their internal degrees of freedom.

⁶⁵ For a more detailed discussion of this issue, see, e.g., QM Sec. 8.1.

Note that the term “the same quantum state” carries a heavy meaning load here. For example, if two particles are confined to stay at different spatial positions (say, reliably locked in different boxes), they are *distinguishable* even if they are internally *identical*. Thus the Pauli principle, as well as other particle identity effects such as the Bose-Einstein condensation to be discussed in the next chapter, are important only when identical particles may move in the same spatial region. To emphasize this fact, it is common to use, instead of “identical”, a more precise (though grammatically rather unpleasant) adjective *indistinguishable*.

In order to take these effects into account, let us examine statistical properties of a system of many non-interacting but indistinguishable particles (at the first stage of calculation, either fermions or bosons) in equilibrium, applying the grand canonical distribution (109) to a very unusual grand canonical ensemble: a subset of particles in the same quantum state k (Fig. 14).

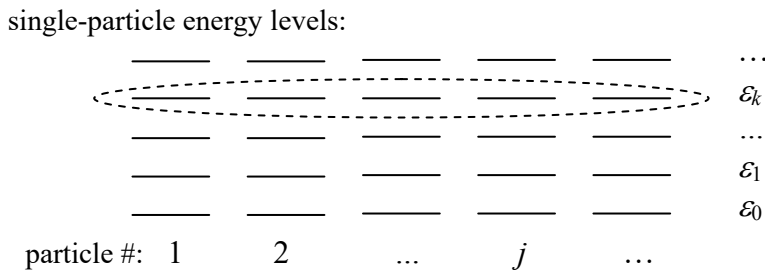


Fig. 2.14. The grand canonical ensemble of particles in the same quantum state with energy ϵ_k – schematically.

In this ensemble, the role of the environment may be played just by the set of particles in all other states $k' \neq k$, because due to infinitesimal interactions, the particles may gradually change their states. In the resulting equilibrium, the chemical potential μ and temperature T of the system should not depend on the state number k , though the grand thermodynamic potential Ω_k of the chosen particle subset may. Replacing N with N_k – the particular (not average!) number of particles in the selected k^{th} state, and the particular energy value $E_{m,N}$ with $\epsilon_k N_k$, we reduce the final form of Eq. (109) to

$$\Omega_k = -T \ln \left[\sum_{N_k} \exp \left\{ \frac{\mu N_k - \epsilon_k N_k}{T} \right\} \right] \equiv -T \ln \left[\sum_{N_k} \left(\exp \left\{ \frac{\mu - \epsilon_k}{T} \right\} \right)^{N_k} \right], \tag{2.113}$$

where the summation should be carried out over all possible values of N_k . For the final calculation of this sum, the elementary particle type is essential.

On one hand, for *fermions*, obeying the Pauli principle, the numbers N_k in Eq. (113) may take only two values, either 0 (the state k is unoccupied) or 1 (the state is occupied), and the summation gives

$$\Omega_k = -T \ln \left[\sum_{N_k=0,1} \left(\exp \left\{ \frac{\mu - \epsilon_k}{T} \right\} \right)^{N_k} \right] \equiv -T \ln \left(1 + \exp \left\{ \frac{\mu - \epsilon_k}{T} \right\} \right). \tag{2.114}$$

Now the state occupancy may be calculated from the last of Eqs. (1.62) – in this case, with the (average) N replaced with $\langle N_k \rangle$:

$$\langle N_k \rangle = - \left(\frac{\partial \Omega_k}{\partial \mu} \right)_{T,V} = \frac{1}{e^{(\epsilon_k - \mu)/T} + 1}. \tag{2.115}$$

Fermi-Dirac distribution

This is the famous *Fermi-Dirac distribution*, derived in 1926 independently by Enrico Fermi and Paul Dirac.

On the other hand, *bosons* do not obey the Pauli principle, and for them the numbers N_k can take any non-negative integer values. In this case, Eq. (113) turns into the following equality:

$$\Omega_k = -T \ln \left[\sum_{N_k=0}^{\infty} \left(\exp \left\{ \frac{\mu - \varepsilon_k}{T} \right\} \right)^{N_k} \right] \equiv -T \ln \sum_{N_k=0}^{\infty} \lambda^{N_k}, \quad \text{with } \lambda \equiv \exp \left\{ \frac{\mu - \varepsilon_k}{T} \right\}. \quad (2.116)$$

This sum is just the usual geometric series, which converges if $\lambda < 1$, giving

$$\Omega_k = -T \ln \frac{1}{1 - \lambda} \equiv T \ln \left(1 - \exp \left\{ \frac{\mu - \varepsilon_k}{T} \right\} \right), \quad \text{for } \mu < \varepsilon_k. \quad (2.117)$$

In this case, the average occupancy, again calculated using Eq. (1.62) with N replaced with $\langle N_k \rangle$, obeys the *Bose-Einstein distribution*,

$$\langle N_k \rangle = - \left(\frac{\partial \Omega_k}{\partial \mu} \right)_{T,V} = \frac{1}{e^{(\varepsilon_k - \mu)/T} - 1}, \quad \text{for } \mu < \varepsilon_k, \quad (2.118)$$

Bose-Einstein distribution

which was derived in 1924 by Satyendra Nath Bose (for the particular case $\mu = 0$) and generalized in 1925 by Albert Einstein for an arbitrary chemical potential. In particular, comparing Eq. (118) with Eq. (72), we see that harmonic oscillator's *excitations*,⁶⁶ each with energy $\hbar\omega$, may be considered as bosons, with the chemical potential equal to zero. As a reminder, we have already obtained this equality ($\mu = 0$) in a different way – see Eq. (93). Its physical interpretation is that the oscillator excitations may be created inside the system, so that there is no energy cost μ of moving them into the system under consideration from its environment.

The simple form of Eqs. (115) and (118), and their similarity (besides “only” the difference of the signs before the unity in their denominators), is one of the most beautiful results of physics. This similarity, however, should not disguise the fact that the energy dependences of the occupancies $\langle N_k \rangle$ given by these two formulas are very different – see their linear and semi-log plots in Fig. 15.

In the Fermi-Dirac statistics, the level occupancy is not only finite, but below 1 at any energy, while in the Bose-Einstein it may be above 1, and diverges at $\varepsilon_k \rightarrow \mu$. However, as the temperature is increased, it eventually becomes much larger than the difference $(\varepsilon_k - \mu)$. In this limit, $\langle N_k \rangle \ll 1$, both quantum distributions coincide with each other, as well as with the classical Boltzmann distribution (111) with $c = \exp\{\mu/T\}$:

$$\langle N_k \rangle \rightarrow \exp \left\{ \frac{\mu - \varepsilon_k}{T} \right\}, \quad \text{for } \langle N_k \rangle \rightarrow 0. \quad (2.119)$$

Boltzmann distribution: identical particles

This distribution (also shown in Fig. 15) may be, therefore, understood also as the high-temperature limit for indistinguishable particles of both sorts.

⁶⁶ As the reader certainly knows, for the electromagnetic field oscillators, such excitations are called *photons*; for mechanical oscillation modes, *phonons*. It is important, however, not to confuse these mode *excitations* with the oscillators as such, and be very careful in prescribing to them certain spatial locations – see, e.g., QM Sec. 9.1.

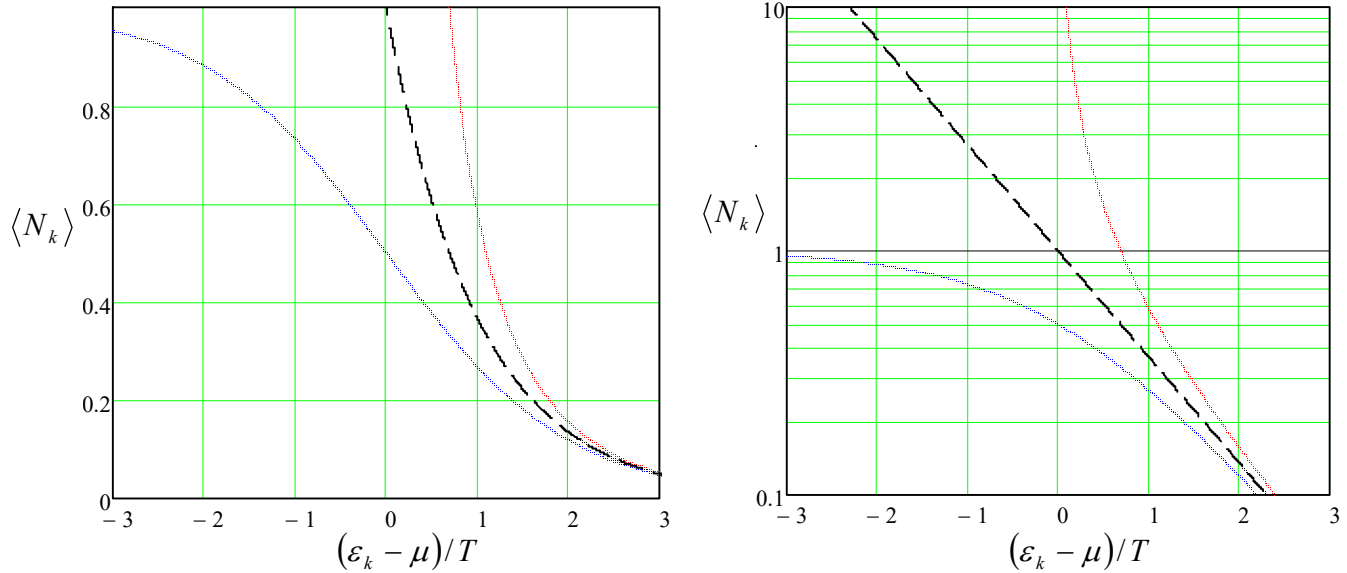


Fig. 2.15. The Fermi-Dirac (blue line), Bose-Einstein (red line), and Boltzmann (dashed line) distributions for indistinguishable quantum particles. (The last distribution is valid only asymptotically, at $\langle N_k \rangle \ll 1$.)

A natural question now is how to find the chemical potential μ participating in Eqs. (115), (118), and (119). In the grand canonical ensemble as such (Fig. 13), with the number of particles variable, the value of μ is imposed by the system's environment. However, both the Fermi-Dirac and Bose-Einstein distributions are also *approximately* applicable (in thermal equilibrium) to systems with a *fixed but very large* number N of particles. In these conditions, the role of the environment for some subset of $N' \ll N$ particles is essentially played by the remaining $N - N'$ particles. In this case, μ may be found by the calculation of $\langle N \rangle$ from the corresponding probability distribution, and then requiring it to be equal to the genuine number of particles in the system. In the next section, we will perform such calculations for several particular systems.

For that and other applications, it will be convenient for us to have ready formulas for the entropy S of a general (i.e. not necessarily equilibrium) state of systems of independent Fermi or Bose particles, expressed not as a function of W_m of the whole system, as in Eq. (29), but via the occupancy numbers $\langle N_k \rangle$. For that, let us consider an ensemble of *composite systems*, each consisting of $M \gg 1$ similar but distinct *component systems*, numbered by index $m = 1, 2, \dots, M$, with independent (i.e. not directly interacting) particles. We will assume that though in each of M component systems the number $N_k^{(m)}$ of particles in their k^{th} quantum state may be different (Fig. 16), their total number $N_k^{(\Sigma)}$ in the composite system is fixed. As a result, the total energy of the composite system is fixed as well,

$$\sum_{m=1}^M N_k^{(m)} = N_k^{(\Sigma)} = \text{const}, \quad E_k = \sum_{m=1}^M N_k^{(m)} \varepsilon_k = N_k^{(\Sigma)} \varepsilon_k = \text{const}, \quad (2.120)$$

so that an ensemble of many such composite systems (with the same k), in equilibrium, is microcanonical.

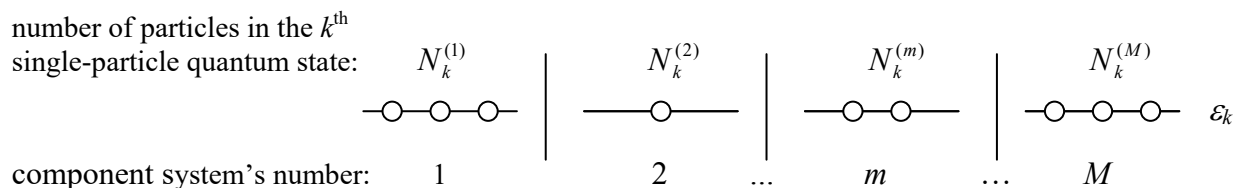


Fig. 2.16. A composite system of $N_k^{(\Sigma)}$ particles in the k^{th} quantum state, distributed between M component systems.

According to Eq. (24a), the average entropy S_k per component system in this microcanonical ensemble may be calculated as

$$S_k = \lim_{M \rightarrow \infty} \frac{\ln M_k}{M}, \quad (2.121)$$

where M_k is the number of possible different ways such a composite system (with fixed $N_k^{(\Sigma)}$) may be implemented. Let us start the calculation of M_k for Fermi particles – for which the Pauli principle is valid. Here the level occupancies $N_k^{(m)}$ may be only equal to either 0 or 1, so that the distribution problem is solvable only if $N_k^{(\Sigma)} \leq M$, and evidently equivalent to the choice of $N_k^{(\Sigma)}$ balls (in arbitrary order) from the total number of M distinct balls. Comparing this formulation with the definition of the binomial coefficient,⁶⁷ we immediately get

$$M_k = {}^M C_{N_k^{(\Sigma)}} = \frac{M!}{(M - N_k^{(\Sigma)})! N_k^{(\Sigma)}!}. \quad (2.122)$$

From here, using the Stirling formula (again, in its simplest form (27)), we get

Fermions:
entropy

$$S_k = -\langle N_k \rangle \ln \langle N_k \rangle - (1 - \langle N_k \rangle) \ln(1 - \langle N_k \rangle), \quad (2.123)$$

where

$$\langle N_k \rangle \equiv \lim_{M \rightarrow \infty} \frac{N_k^{(\Sigma)}}{M} \quad (2.124)$$

is exactly the average occupancy of the k^{th} single-particle state in each system, which was discussed earlier in this section. Since for a Fermi system, $\langle N_k \rangle$ is always somewhere between 0 and 1, its entropy (123) is always positive.

In the Bose case, where the Pauli principle is not valid, the number $N_k^{(m)}$ of particles on the k^{th} energy level in each of the systems is an arbitrary (non-negative) integer. Let us consider $N_k^{(\Sigma)}$ particles and $(M - 1)$ partitions (shown by vertical lines in Fig. 16) between M systems as $(M - 1 + N_k^{(\Sigma)})$ mathematical objects ordered along one axis. Each specific location of the partitions evidently fixes all $N_k^{(m)}$. Hence M_k may be calculated as the number of possible ways to distribute the $(M - 1)$ indistinguishable partitions among these $(M - 1 + N_k^{(\Sigma)})$ ordered objects, i.e. as the following binomial coefficient:⁶⁸

⁶⁷ See, e.g., MA Eq. (2.2).

⁶⁸ See also MA Eq. (2.4).

$$M_k = {}^{M+N_k-1}C_{M-1} = \frac{(M-1+N_k^{(\Sigma)})!}{(M-1)!N_k^{(\Sigma)}!}. \quad (2.125)$$

Applying the Stirling formula (27) again, we get the following result,

$$S_k = -\langle N_k \rangle \ln \langle N_k \rangle + (1 + \langle N_k \rangle) \ln(1 + \langle N_k \rangle), \quad (2.126) \quad \text{Bosons: entropy}$$

which again differs from the Fermi case (123) “only” by the signs in the second term, and is valid for any positive $\langle N_k \rangle$.

Expressions (123) and (126) are valid for an arbitrary (possibly non-equilibrium) case; they may be also used for an alternative derivation of the Fermi-Dirac (115) and Bose-Einstein (118) distributions, which are valid only in equilibrium. For that, we may use the method of Lagrange multipliers, requiring (just like it was done in Sec. 2) the total entropy of a system of N independent, similar particles,

$$S = \sum_k S_k, \quad (2.127)$$

considered as a function of state occupancies $\langle N_k \rangle$, to attain its maximum, under the conditions of the fixed total number of particles N and total energy E :

$$\sum_k \langle N_k \rangle = N = \text{const}, \quad \sum_k \langle N_k \rangle \varepsilon_k = E = \text{const}. \quad (2.128)$$

The completion of this calculation is left for the reader’s exercise.

In the classical limit, when the average occupancies $\langle N_k \rangle$ of all states are small, the Fermi and Bose expressions for S_k tend to the same limit

$$S_k = -\langle N_k \rangle \ln \langle N_k \rangle, \quad \text{for } \langle N_k \rangle \ll 1. \quad (2.129) \quad \text{Boltzmann entropy}$$

This expression, frequently referred to as the *Boltzmann* (or “classical”) *entropy*, might be also obtained, for arbitrary $\langle N_k \rangle$, directly from the functionally similar Eq. (29), by considering an ensemble of systems, each consisting of just one classical particle, so that $E_m \rightarrow \varepsilon_k$ and $W_m \rightarrow \langle N_k \rangle$. Let me emphasize again that for indistinguishable particles, such identification is generally (i.e. at $\langle N_k \rangle \sim 1$) illegitimate even if the particles do not interact explicitly. As we will see in the next chapter, indistinguishability may affect the statistical properties of identical particles even in the classical limit.

2.9. Exercise problems

2.1. A famous example of macroscopic irreversibility was suggested in 1907 by P. Ehrenfest. Two dogs share $2N \gg 1$ fleas. Each flea may jump onto another dog, and the rate Γ of such events (i.e. the probability of jumping per unit time) does not depend either on time or on the location of other fleas. Find the time evolution of the average number of fleas on a dog, and of the flea-related part of the total dogs’ entropy (at arbitrary initial conditions), and prove that the entropy can only grow.⁶⁹

⁶⁹ This is essentially a simpler (and funnier :-)) version of the particle scattering model used by L. Boltzmann to prove his famous *H-theorem* (1872). Besides the historic significance of that theorem, the model used in it (see Sec. 6.2 below) is as cartoonish, and not more general.

2.2. Use the microcanonical distribution to calculate thermodynamic properties (including the entropy, all relevant thermodynamic potentials, and the heat capacity), of a two-level system in thermodynamic equilibrium with its environment, at temperature T that is comparable with the energy gap Δ . For each variable, sketch its temperature dependence, and find its asymptotic values (or trends) in the low-temperature and high-temperature limits.

Hint: The two-level system is any quantum system with just two different stationary states, whose energies (say, E_0 and E_1) are separated by a gap $\Delta \equiv E_1 - E_0$. Its most popular (but by no means the only!) example is the spin- $1/2$ of a particle, e.g., an electron, in an external magnetic field.⁷⁰

2.3. Solve the previous problem using the Gibbs distribution. Also, calculate the probabilities of the energy level occupation, and give physical interpretations of your results, in both temperature limits.

2.4. Calculate low-field magnetic susceptibility χ of a quantum spin- $1/2$ particle with a gyromagnetic ratio γ , in thermal equilibrium with an environment at temperature T , neglecting its orbital motion. Compare the result with that for a classical spontaneous magnetic dipole \mathbf{m} of a fixed magnitude m_0 , free to change its direction in space.

Hint: The low-field magnetic susceptibility of a single particle is defined⁷¹ as

$$\chi = \left. \frac{\partial \langle m_z \rangle}{\partial \mathcal{H}} \right|_{\mathcal{H} \rightarrow 0},$$

where the z -axis is aligned with the direction of the external magnetic field \mathcal{H} .

2.5. Calculate the low-field magnetic susceptibility of a particle with an arbitrary (either integer or semi-integer) spin s , neglecting its orbital motion. Compare the result with the solution of the previous problem.

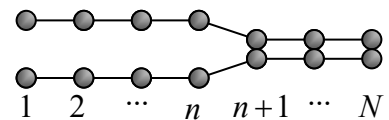
Hint: Quantum mechanics⁷² tells us that the Cartesian component m_z of the magnetic moment of such a particle, in the direction of the applied field, has $(2s + 1)$ stationary values:

$$m_z = \gamma \hbar m_s, \quad \text{with } m_s = -s, -s + 1, \dots, s - 1, s,$$

where γ is the gyromagnetic ratio of the particle, and \hbar is Planck's constant.

2.6.* Analyze the possibility of using a system of non-interacting spin- $1/2$ particles, placed into a strong, controllable external magnetic field, for refrigeration.

2.7. The rudimentary “zipper” model of DNA replication is a chain of N links that may be either open or closed – see the figure on the right. Opening a link increases the system's energy by $\Delta > 0$; a link may change its state (either open or closed) only if all links to the left of it are



⁷⁰ See, e.g., QM Secs. 4.6 and 5.1, for example, Eq. (4.167).

⁷¹ This “atomic” (or “molecular”) susceptibility should be distinguished from the “volumic” susceptibility $\chi_m \equiv \partial \mathcal{M}_z / \partial \mathcal{H}$, where \mathcal{M} is the magnetization, i.e. the magnetic moment of a unit volume of a system – see, e.g., EM Eq. (5.111). For a uniform medium with $n \equiv N/V$ non-interacting dipoles per unit volume, $\chi_m = n\chi$.

⁷² See, e.g., QM Sec. 5.7, in particular Eq. (5.169).

open, while those on the right of it, are closed. Calculate the average number of open links at thermal equilibrium, and analyze its temperature dependence, especially for the case $N \gg 1$.

2.8. Use the microcanonical distribution to calculate the average entropy, energy, and pressure of a classical particle of mass m , with no internal degrees of freedom, free to move in volume V , at temperature T .

Hint: Try to make a more accurate calculation than has been done in Sec. 2.2 for the system of N harmonic oscillators. For that, you will need to know the volume V_d of a d -dimensional hypersphere of the unit radius. To avoid being too cruel, I am giving it to you:

$$V_d = \pi^{d/2} / \Gamma\left(\frac{d}{2} + 1\right),$$

where $\Gamma(\xi)$ is the gamma function.⁷³

2.9. Solve the previous problem starting from the Gibbs distribution.

2.10. Calculate the average energy, entropy, free energy, and the equation of state of a classical 2D particle (without internal degrees of freedom), free to move within area A , at temperature T , starting from:

- (i) the microcanonical distribution, and
- (ii) the Gibbs distribution.

Hint: For the equation of state, make the appropriate modification of the notion of pressure.

2.11. A quantum particle of mass m is confined to free motion along a 1D segment of length a . Using any approach you like, calculate the average force the particle exerts on the “walls” (ends) of such “1D potential well” in thermal equilibrium, and analyze its temperature dependence, focusing on the low-temperature and high-temperature limits.

Hint: You may consider the series $\Theta(\xi) \equiv \sum_{n=1}^{\infty} \exp\{-\xi n^2\}$ a known function of ξ .⁷⁴

2.12.* Rotational properties of diatomic molecules (such as N_2 , CO , etc.) may be reasonably well described by the so-called *dumbbell model*: two point particles, of masses m_1 and m_2 , with a fixed distance d between them. Ignoring the translational motion of the molecule as the whole, use this model to calculate its heat capacity, and spell out the result in the limits of low and high temperatures. Discuss whether your solution is valid for the so-called *homonuclear* molecules, consisting of two similar atoms, such as H_2 , O_2 , N_2 , etc.

2.13. Calculate the heat capacity of a heteronuclear diatomic molecule, using the simple model described in the previous problem, but now assuming that the rotation is confined to one plane.⁷⁵

⁷³ For its definition and main properties, see, e.g., MA Eqs. (6.6)-(6.9).

⁷⁴ It may be reduced to the so-called elliptic theta-function $\theta_3(z, \tau)$ for a particular case $z = 0$ – see, e.g., Sec. 16.27 in the Abramowitz-Stegun handbook cited in MA Sec. 16(ii). However, you do not need that (or any other) handbook to solve this problem.

⁷⁵ This is a reasonable model of the constraints imposed on small atomic groups (e.g., ligands) by their atomic environment inside some large molecules.

2.14. A classical, rigid, strongly elongated body (such as a thin needle), is free to rotate about its center of mass, and is in thermal equilibrium with its environment. Are the angular velocity vector $\boldsymbol{\omega}$ and the angular momentum vector \mathbf{L} , on average, directed along the elongation axis of the body, or normal to it?

2.15. Two similar classical electric dipoles, of a fixed magnitude d , are separated by a fixed distance r . Assuming that each dipole moment \mathbf{d} may take any spatial direction and that the system is in thermal equilibrium, write the general expressions for its statistical sum Z , average interaction energy E , heat capacity C , and entropy S , and calculate them explicitly in the high-temperature limit.

2.16. A classical 1D particle of mass m , residing in the potential well

$$U(x) = \alpha|x|^\gamma, \quad \text{with } \gamma > 0,$$

is in thermal equilibrium with its environment, at temperature T . Calculate the average values of its potential energy U and the full energy E , using two approaches:

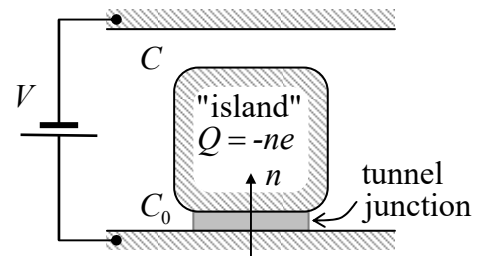
- (i) directly from the Gibbs distribution, and
- (ii) using the virial theorem of classical mechanics.⁷⁶

2.17. For a thermally-equilibrium ensemble of slightly anharmonic classical 1D oscillators, with mass m and potential energy

$$U(q) = \frac{\kappa}{2}x^2 + \alpha x^3,$$

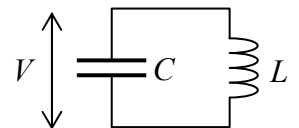
with a small coefficient α , calculate $\langle x \rangle$ in the first approximation in low temperature T .

2.18.* A small conductor (in this context, usually called the *single-electron island*) is placed between two conducting electrodes, with voltage V applied between them. The gap between one of the electrodes and the island is so narrow that electrons may tunnel quantum-mechanically through this gap (the “weak tunnel junction”) – see the figure on the right. Calculate the average charge of the island as a function of V at temperature T .



Hint: The quantum-mechanical tunneling of an electron through a weak junction⁷⁷ between two macroscopic conductors and their subsequent energy relaxation, may be considered as a single inelastic (energy-dissipating) event, so that the only energy relevant for the thermal equilibrium of the system is its electrostatic potential energy.

2.19. An LC circuit (see the figure on the right) is in thermodynamic equilibrium with its environment. Calculate the r.m.s. fluctuation $\delta V \equiv \langle V^2 \rangle^{1/2}$



⁷⁶ See, e.g., CM Problem 1.12.

⁷⁷ In this particular context, the adjective “weak” denotes a junction with the tunneling transparency so low that the tunneling electron’s wavefunction loses its quantum-mechanical coherence before the electron has a chance to tunnel back. In a typical junction of a macroscopic area this condition is fulfilled if its effective resistance is much higher than the quantum unit of resistance (see, e.g., QM Sec. 3.2), $R_Q \equiv \pi\hbar/2e^2 \approx 6.5 \text{ k}\Omega$.

of the voltage across it, for an arbitrary ratio $T/\hbar\omega$, where $\omega = (LC)^{-1/2}$ is the resonance frequency of this “tank circuit”.

2.20. Derive Eq. (92) from simplistic arguments, representing the blackbody radiation as an ideal gas of photons treated as classical ultra-relativistic particles. What do similar arguments give for an ideal gas of classical but non-relativistic particles?

2.21. Calculate the enthalpy, the entropy, and the Gibbs energy of blackbody electromagnetic radiation with temperature T inside volume V , and then use these results to find the law of temperature and pressure drop at an adiabatic expansion.

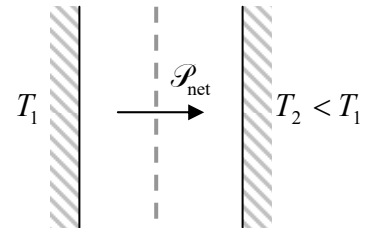
2.22. As was mentioned in Sec. 6(i), the relation between the temperatures T_{\oplus} of the visible Sun’s surface and that (T_{\circ}) of the Earth’s surface follows from the balance of the thermal radiation they emit. Prove that the experimentally observed relation indeed follows, with good precision, from a simple model in which the surfaces radiate as perfect black bodies with constant temperatures.

Hint: You may pick up the experimental values you need from any (reliable :-) source.

2.23. If a surface is not perfectly radiation-absorbing (“black”), the electromagnetic power of its thermal radiation differs from the Planck radiation law by a frequency-dependent factor $\varepsilon < 1$, called the *emissivity*. Prove that such surface reflects the $(1 - \varepsilon)$ fraction of the incident radiation.

2.24. If two black surfaces, facing each other, have different temperatures (see the figure on the right), then according to the Stefan radiation law (89), there is a net flow of thermal radiation, from a warmer surface to the colder one:

$$\frac{\mathcal{P}_{\text{net}}}{A} = \sigma(T_1^4 - T_2^4).$$



For many applications, notably including most low-temperature experiments, this flow is detrimental. One way to suppress it is to reduce the emissivity ε (for its definition, see the previous problem) of both surfaces – say by covering them with shiny metallic films. An alternative way toward the same goal is to place, between the surfaces, a thin layer (usually called the *thermal shield*), with a low emissivity of both surfaces – see the dashed line in Fig. above. Assuming that the emissivity is the same in both cases, find out which way is more efficient.

2.25. Two parallel, well-conducting plates of area A are separated by a free-space gap of a constant thickness $t \ll A^{1/2}$. Calculate the energy of the thermally-induced electromagnetic field inside the gap at thermal equilibrium with temperature T in the range

$$\frac{\hbar c}{A^{1/2}} \ll T \ll \frac{\hbar c}{t}.$$

Does the field push the plates apart?

2.26. Use the Debye theory to estimate the specific heat of aluminum at room temperature (say, 300 K), and express the result in the following popular units:

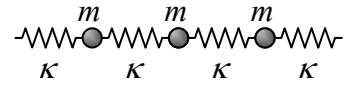
- (i) eV/K per atom,
- (ii) J/K per mole, and
- (iii) J/K per gram.

Compare the last number with the experimental value (from a reliable book or online source).

2.27. Low-temperature specific heat of some solids has a considerable contribution from thermal excitation of spin waves, whose dispersion law scales as $\omega \propto k^2$ at $\omega \rightarrow 0$.⁷⁸ Neglecting anisotropy, calculate the temperature dependence of this contribution to C_V at low temperatures, and discuss conditions of its experimental observation.

Hint: Just as the photons and phonons discussed in section 2.6, the quantum excitations of spin waves (called *magnons*) may be considered as non-interacting bosonic quasiparticles with zero chemical potential, whose statistics obeys Eq. (2.72).

2.28. Derive a general expression for the specific heat of a very long, straight chain of similar particles of mass m , confined to move only in the direction of the chain, and elastically interacting with effective spring constants κ – see the figure on the right. Spell out the result in the limits of very low and very high temperatures.



Hint: You may like to use the following integral:⁷⁹ $\int_0^{+\infty} \frac{\xi^2 d\xi}{\sinh^2 \xi} = \frac{\pi^2}{6}$.

2.29. Calculate the r.m.s. thermal fluctuation of the middle point of a uniform guitar string of length l , stretched by force \mathcal{F} , at temperature T . Evaluate your result for $l = 0.7$ m, $\mathcal{F} = 10^3$ N, and room temperature.

Hint: You may like to use the following series: $1 + \frac{1}{3^2} + \frac{1}{5^2} + \dots \equiv \sum_{m=0}^{\infty} \frac{1}{(2m+1)^2} = \frac{\pi^2}{8}$.

2.30. Use the general Eq. (123) to re-derive the Fermi-Dirac distribution (115) for a system in equilibrium.

2.31. Each of two identical particles, not interacting directly, may be in any of two quantum states, with single-particle energies ε equal to 0 and Δ . Write down the statistical sum Z of the system, and use it to calculate its average total energy E at temperature T , for the cases when the particles are:

- (i) distinguishable (say, by their positions);
- (ii) indistinguishable fermions;
- (iii) indistinguishable bosons.

Analyze and interpret the temperature dependence of E for each case, assuming that $\Delta > 0$.

2.32. Calculate the chemical potential of a system of $N \gg 1$ independent fermions, kept at a fixed temperature T , if each particle has two non-degenerate energy levels separated by gap Δ .

⁷⁸ Note that the same dispersion law is typical for bending waves in thin elastic rods – see, e.g., CM Sec. 7.8.

⁷⁹ It may be reduced, via integration by parts, to the table integral MA Eq. (6.8d) with $n = 1$.

**This page is
intentionally left
blank**

Chapter 3. Ideal and Not-So-Ideal Gases

In this chapter, the general principles of thermodynamics and statistics, discussed in the previous two chapters, are applied to examine the basic physical properties of gases, i.e. collections of identical particles (for example, atoms or molecules) that are free to move inside a certain volume, either not interacting or weakly interacting with each other. We will see that due to the quantum statistics, properties of even the simplest, so-called ideal gases, with negligible direct interactions between particles, may be highly nontrivial.

3.1. Ideal classical gas

Direct interactions of typical atoms and molecules are well localized, i.e. rapidly decreasing with distance r between them and becoming negligible at a certain distance r_0 . In a gas of N particles inside volume V , the average distance r_{ave} between the particles is $(V/N)^{1/3}$. As a result, if the gas density $n \equiv N/V = (r_{\text{ave}})^{-3}$ is much lower than r_0^{-3} , i.e. if $nr_0^3 \ll 1$, the chance for its particles to approach each other and interact is rather small. The model in which such direct interactions are completely ignored is called the *ideal gas*.

Let us start with a *classical* ideal gas, which may be defined as the ideal gas in whose behavior the quantum effects are also negligible. As was discussed in Sec. 2.8, the condition of that is to have the average occupancy of each quantum state low:

$$\langle N_k \rangle \ll 1. \quad (3.1)$$

It may seem that we have already found all properties of such a system, in particular the equilibrium occupancy of its states – see Eq. (2.111):

$$\langle N_k \rangle = \text{const} \times \exp\left\{-\frac{\varepsilon_k}{T}\right\}. \quad (3.2)$$

In some sense this is true, but we still need, first, to see what exactly Eq. (2) means for the gas, a system with an essentially continuous energy spectrum, and, second, to show that, rather surprisingly, the particles' indistinguishability affects some properties of even classical gases.

The first of these tasks is evidently easiest for gas out of any external fields, and with no internal degrees of freedom.¹ In this case, ε_k is just the kinetic energy of the particle, which is an isotropic and parabolic function of p :

$$\varepsilon_k = \frac{p^2}{2m} = \frac{p_x^2 + p_y^2 + p_z^2}{2m}. \quad (3.3)$$

Now we have to use two facts from other fields of physics, hopefully well known to the reader. First, in quantum mechanics, the linear momentum \mathbf{p} is associated with the wavevector \mathbf{k} of the de Broglie wave,

¹ In more realistic cases when particles do have internal degrees of freedom, but they are all in a certain (say, ground) quantum state, Eq. (3) is valid as well, with ε_k referred to the internal ground-state energy. The effect of thermal excitation of the internal degrees of freedom will be briefly discussed at the end of this section.

$\mathbf{p} = \hbar\mathbf{k}$. Second, the eigenvalues of \mathbf{k} for *any* waves (including the de Broglie waves) in free space are uniformly distributed in the momentum space, with a constant density of states, given by Eq. (2.82):

$$\frac{dN_{\text{states}}}{d^3k} = \frac{gV}{(2\pi)^3}, \quad \text{i.e.} \quad \frac{dN_{\text{states}}}{d^3p} = \frac{gV}{(2\pi\hbar)^3}, \quad (3.4)$$

where g is the degeneracy of particle's internal states (for example, for all spin- $1/2$ particles, the spin degeneracy $g = 2s + 1 = 2$). Even regardless of the exact proportionality coefficient between dN_{states} and d^3p , the very fact that this coefficient does not depend on \mathbf{p} means that the probability dW to find the particle in a small region $d^3p = dp_1 dp_2 dp_3$ of the momentum space is proportional to the right-hand side of Eq. (2), with ε_k given by Eq. (3):

$$dW = C \exp\left\{-\frac{p^2}{2mT}\right\} d^3p = C \exp\left\{-\frac{p_1^2 + p_2^2 + p_3^2}{2mT}\right\} dp_1 dp_2 dp_3. \quad (3.5)$$

Maxwell
distribution

This is the famous *Maxwell distribution*.² The normalization constant C may be readily found from the last form of Eq. (5), by requiring the integral of dW over all the momentum space to equal 1. Indeed, the integral is evidently a product of three similar 1D integrals over each Cartesian component p_j of the momentum ($j = 1, 2, 3$), which may be readily reduced to the well-known dimensionless Gaussian integral,³ so that we get

$$C = \left[\int_{-\infty}^{+\infty} \exp\left\{-\frac{p_j^2}{2mT}\right\} dp_j \right]^{-3} = \left[(2mT)^{1/2} \int_{-\infty}^{+\infty} e^{-\xi^2} d\xi \right]^{-3} = (2\pi mT)^{-3/2}. \quad (3.6)$$

As a sanity check, let us use the Maxwell distribution to calculate the average energy corresponding to each half-degree of freedom:

$$\begin{aligned} \left\langle \frac{p_j^2}{2m} \right\rangle &= \int \frac{p_j^2}{2m} dW = \left[C^{1/3} \int_{-\infty}^{+\infty} \frac{p_j^2}{2m} \exp\left\{-\frac{p_j^2}{2mT}\right\} dp_j \right] \times \left[C^{1/3} \int_{-\infty}^{+\infty} \exp\left\{-\frac{p_{j'}^2}{2mT}\right\} dp_{j'} \right]^2 \\ &= \frac{T}{\pi^{1/2}} \int_{-\infty}^{+\infty} \xi^2 e^{-\xi^2} d\xi. \end{aligned} \quad (3.7)$$

The last, dimensionless integral equals $\sqrt{\pi}/2$,⁴ so that, finally,

$$\left\langle \frac{p_j^2}{2m} \right\rangle = \left\langle \frac{mv_j^2}{2} \right\rangle = \frac{T}{2}. \quad (3.8)$$

² This formula had been suggested by J. C. Maxwell as early as 1860, i.e. well before the Boltzmann and Gibbs distributions were developed. Note also that the term “Maxwell distribution” is often associated with the distribution of the particle momentum (or velocity) *magnitude*,

$$dW = 4\pi C p^2 \exp\left\{-\frac{p^2}{2mT}\right\} dp = 4\pi C m^3 v^2 \exp\left\{-\frac{mv^2}{2T}\right\} dv, \quad \text{with } 0 \leq p, v < \infty,$$

which immediately follows from the first form of Eq. (5), combined with the expression $d^3p = 4\pi p^2 dp$ due to the spherical symmetry of the distribution in the momentum/velocity space.

³ See, e.g., MA Eq. (6.9b).

⁴ See, e.g., MA Eq. (6.9c).

This result is (fortunately :-) in agreement with the equipartition theorem (2.48). It also means that the r.m.s. velocity of each particle is

$$\delta v \equiv \langle v^2 \rangle^{1/2} = \left\langle \sum_{j=1}^3 v_j^2 \right\rangle^{1/2} = \langle 3v_j^2 \rangle^{1/2} = \left(3 \frac{T}{m} \right)^{1/2}. \quad (3.9)$$

For a typical gas (say, for N_2 , the air's main component), with $m \approx 28m_p \approx 4.7 \times 10^{-26}$ kg, this velocity, at room temperature ($T = k_B T_K \approx k_B \times 300 \text{ K} \approx 4.1 \times 10^{-21}$ J) is about 500 m/s, comparable with the sound velocity in the same gas – and with the muzzle velocity of a typical handgun bullet. Still, it is measurable using even the simple table-top equipment (say, a set of two concentric, rapidly rotating cylinders with a thin slit collimating an atomic beam emitted at the axis) that was available in the end of the 19th century. Experiments using such equipment gave convincing early confirmations of the Maxwell distribution.

This is all very simple (isn't it?), but actually the thermodynamic properties of a classical gas, especially its entropy, are more intricate. To show that, let us apply the Gibbs distribution to a gas portion consisting of N particles, rather than just one of them. If the particles are exactly similar, the eigenenergy spectrum $\{\varepsilon_k\}$ of each of them is also exactly the same, and each value E_m of the total energy is just the sum of particular energies $\varepsilon_{k(l)}$ of the particles, where $k(l)$, with $l = 1, 2, \dots, N$, is the number of the energy level on which the l^{th} particle resides. Moreover, since the gas is classical, $\langle N_k \rangle \ll 1$, the probability of having two or more particles in any state may be ignored. As a result, we can use Eq. (2.59) to write

$$Z \equiv \sum_m \exp\left\{-\frac{E_m}{T}\right\} = \sum_{k(l)} \exp\left\{-\frac{1}{T} \sum_l \varepsilon_{k(l)}\right\} = \sum_{k(1)} \sum_{k(2)} \dots \sum_{k(N)} \prod_l \exp\left\{-\frac{\varepsilon_{k(l)}}{T}\right\}, \quad (3.10)$$

where the summation has to be carried over all possible states of each particle. Since the summation over each set $\{k(l)\}$ concerns only one of the operands of the product of exponents under the sum, it is tempting to complete the calculation as follows:

$$Z \rightarrow Z_{\text{dist}} = \sum_{k(1)} \exp\left\{-\frac{\varepsilon_{k(1)}}{T}\right\} \cdot \sum_{k(2)} \exp\left\{-\frac{\varepsilon_{k(2)}}{T}\right\} \dots \sum_{k(N)} \exp\left\{-\frac{\varepsilon_{k(N)}}{T}\right\} = \left(\sum_k \exp\left\{-\frac{\varepsilon_k}{T}\right\} \right)^N, \quad (3.11)$$

where the final summation is over all states of one particle. This formula is indeed valid for distinguishable particles.⁵ However, if the particles are indistinguishable (again, meaning that they are internally identical *and* free to move within the same spatial region), Eq. (11) has to be modified by what is called the *correct Boltzmann counting*:

Correct
Boltzmann
counting

$$Z = \frac{1}{N!} \left(\sum_k \exp\left\{-\frac{\varepsilon_k}{T}\right\} \right)^N, \quad (3.12)$$

that considers all quantum states different only by particle permutations, as the same state.

⁵ Since, by our initial assumption, each particle belongs to the same portion of gas, i.e. cannot be distinguished from others by its spatial position, this requires some internal “pencil mark” for each particle – for example, a specific structure or a specific quantum state of its internal degrees of freedom.

This expression is valid for any set $\{\varepsilon_k\}$ of eigenenergies. Now let us use it for the translational 3D motion of free particles, taking into account that the fundamental relation (4) implies the following rule for the replacement of a sum over quantum states of such motion with an integral:⁶

$$\sum_k (\dots) \rightarrow \int (\dots) dN_{\text{states}} = \frac{gV}{(2\pi)^3} \int (\dots) d^3k = \frac{gV}{(2\pi\hbar)^3} \int (\dots) d^3p. \quad (3.13)$$

In application to Eq. (12), this rule yields

$$Z = \frac{1}{N!} \left(\frac{gV}{(2\pi\hbar)^3} \left[\int_{-\infty}^{+\infty} \exp\left\{-\frac{p_j^2}{2mT}\right\} dp_j \right]^3 \right)^N. \quad (3.14)$$

The integral in the square brackets is the same one as in Eq. (6), i.e. is equal to $(2\pi mT)^{1/2}$, so that finally

$$Z = \frac{1}{N!} \left(\frac{gV}{(2\pi\hbar)^3} (2\pi mT)^{3/2} \right)^N \equiv \frac{1}{N!} \left[gV \left(\frac{mT}{2\pi\hbar^2} \right)^{3/2} \right]^N. \quad (3.15)$$

Now, assuming that $N \gg 1$,⁷ and applying the Stirling formula, we can calculate the gas' free energy:

$$F = T \ln \frac{1}{Z} = -NT \ln \frac{V}{N} + Nf(T), \quad (3.16a)$$

with

$$f(T) \equiv -T \left\{ \ln \left[g \left(\frac{mT}{2\pi\hbar^2} \right)^{3/2} \right] + 1 \right\}. \quad (3.16b)$$

The first of these relations exactly coincides with Eq. (1.45), which was derived in Sec. 1.4 from the equation of state $PV = NT$, using thermodynamic identities. At that stage, this equation of state was just postulated, but now we can *derive* it by calculating the pressure from the second of Eqs. (1.35), and Eq. (16a):

$$P = - \left(\frac{\partial F}{\partial V} \right)_T = \frac{NT}{V}. \quad (3.17)$$

So, the equation of state of the ideal classical gas, with density $n \equiv N/V$, is indeed given by Eq. (1.44):

$$P = \frac{NT}{V} \equiv nT. \quad (3.18)$$

Hence we may use Eqs. (1.46)-(1.51), derived from this equation of state, to calculate all other thermodynamic variables of the gas. For example, using Eq. (1.47) with $f(T)$ given by Eq. (16b), for the internal energy and the specific heat of the gas we immediately get

⁶ As a reminder, we have already used this rule (twice) in Sec. 2.6, with particular values of g .

⁷ For the opposite limit when $N = g = 1$, Eq. (15) yields the results obtained, by two alternative methods, in the solutions of Problems 2.8 and 2.9. Indeed, for $N = 1$, the "correct Boltzmann counting" factor $N!$ equals 1, so that the particle distinguishability effects vanish – naturally.

$$E = N \left[f(T) - T \frac{df(T)}{dT} \right] = \frac{3}{2} NT, \quad c_V \equiv \frac{C_V}{N} = \frac{1}{N} \left(\frac{\partial E}{\partial T} \right)_V = \frac{3}{2}, \quad (3.19)$$

in full agreement with Eq. (8) and hence with the equipartition theorem.

Much less trivial is the result for entropy, which may be obtained by combining Eqs. (1.46) and (16a):

$$S = - \left(\frac{\partial F}{\partial T} \right)_V = N \left[\ln \frac{V}{N} - \frac{df(T)}{dT} \right]. \quad (3.20)$$

This formula,⁸ in particular, provides the means to resolve the following *gas mixing paradox* (sometimes called the “Gibbs paradox”). Consider two volumes, V_1 and V_2 , separated by a partition, each filled with the same gas, with the same density n , at the same temperature T , and hence with the same pressure P . Now let us remove the partition and let the gas portions mix; would the total entropy change? According to Eq. (20), it would not, because the ratio $V/N = n$, and hence the expression in the square brackets is the same in the initial and the final state, so that the entropy is additive, as any extensive variable should be. This makes full sense if the gas particles in both parts of the volume are truly identical, i.e. the partition’s removal does not change our information about the system. However, let us assume that all particles are distinguishable; then the entropy should clearly increase because the mixing would decrease our information about the system, i.e. increase its disorder. A quantitative description of this effect may be obtained using Eq. (11). Repeating for Z_{dist} the calculations made above for Z , we readily get a different formula for entropy:

$$S_{\text{dist}} = N \left[\ln V - \frac{df_{\text{dist}}(T)}{dT} \right], \quad f_{\text{dist}}(T) \equiv -T \ln \left[g \left(\frac{mT}{2\pi\hbar^2} \right)^{3/2} \right]. \quad (3.21)$$

Please notice that in contrast to the S given by Eq. (20), this entropy includes the term $\ln V$ instead of $\ln(V/N)$, so that S_{dir} is *not* proportional to N (at fixed temperature T and density N/V). While for distinguishable particles this fact does not present any conceptual problem, for indistinguishable particles it would mean that entropy was not an extensive variable, i.e. would contradict the basic assumptions of thermodynamics. This fact emphasizes again the necessity of the correct Boltzmann counting in the latter case.

Using Eq. (21), we can calculate the change of entropy due to mixing two gas portions, with N_1 and N_2 distinguishable particles, at a fixed temperature T (and hence at unchanged function f_{dist}):

$$\Delta S_{\text{dist}} = (N_1 + N_2) \ln(V_1 + V_2) - (N_1 \ln V_1 + N_2 \ln V_2) = N_1 \ln \frac{V_1 + V_2}{V_1} + N_2 \ln \frac{V_1 + V_2}{V_2} > 0. \quad (3.22)$$

Note that for a particular case, $V_1 = V_2 = V/2$, Eq. (22) reduces to the simple result, $\Delta S_{\text{dist}} = (N_1 + N_2) \ln 2$, which may be readily understood in terms of the information theory. Indeed, allowing each particle of the total number $N = N_1 + N_2$ to spread to a twice larger volume, we lose one bit of information per particle, i.e. $\Delta I = (N_1 + N_2)$ bits for the whole system. Let me leave it for the reader to show that Eq. (22) is also valid if particles in each sub-volume are indistinguishable from each other, but different from

⁸ The result represented by Eq. (20), with the function f given by Eq. (16b), was obtained independently by O. Sackur and H. Tetrode as early as in 1911, i.e. well before the final formulation of quantum mechanics in the late 1920s.

those in another sub-volume, i.e. for mixing of two different gases.⁹ However, it is certainly *not* applicable to the system where *all* particles are identical, stressing again that the correct Boltzmann counting (12) does indeed affect the gas entropy, even though it may be not as consequential as the Maxwell distribution (5), the equation of state (18), and the average energy (19).

In this context, one may wonder whether the change (22) (called the *mixing entropy*) is experimentally observable. The answer is yes. For example, after free mixing of two different gases, and hence boosting their total entropy by ΔS_{dist} , one can use a thin movable membrane that is *semipermeable*, i.e. whose pores are penetrable for particles of one type only, to separate them again, thus reducing the entropy back to the initial value, and measure either the necessary mechanical work $\Delta \mathcal{W} = T\Delta S_{\text{dist}}$ or the corresponding heat discharge into the heat bath. Practically, measurements of this type are easier in *weak solutions*¹⁰ – systems with a small concentration $c \ll 1$ of particles of one sort (*solute*) within much more abundant particles of another sort (*solvent*). The mixing entropy also affects the thermodynamics of chemical reactions in gases and liquids.¹¹ Note that besides purely thermal-mechanical measurements, the mixing entropy in some conducting solutions (*electrolytes*) is also measurable by a purely electrical method, called *cyclic voltammetry*, in which a low-frequency ac voltage, applied between two solid-state electrodes embedded in the solution, is used to periodically separate different ions, and then mix them again.¹²

Now let us briefly discuss two generalizations of our results for ideal classical gases. First, let us consider such gas in an external field of potential forces. It may be described by replacing Eq. (3) with

$$\varepsilon_k = \frac{p_k^2}{2m} + U(\mathbf{r}_k), \quad (3.23)$$

where \mathbf{r}_k is the position of the k^{th} particular particle, and $U(\mathbf{r})$ is the potential energy of the particle. If the potential $U(\mathbf{r})$ is changing in space sufficiently slowly,¹³ Eq. (4) is still applicable, but only to small volumes, $V \rightarrow dV = d^3r$ whose linear size is much smaller than the spatial scale of substantial variations of the function $U(\mathbf{r})$. Hence, instead of Eq. (5), we may only write the probability dW of finding the particle in a small volume $d^3r d^3p$ of the 6-dimensional phase space:

⁹ By the way, if an ideal classical gas consists of particles of several different sorts, its full pressure is a sum of independent *partial pressures* exerted by each component – the so-called *Dalton law*. While this fact was an important experimental discovery in the early 1800s, for statistical physics this is just a straightforward corollary of Eq. (18), because in an ideal gas, the component particles do not interact.

¹⁰ Interestingly, the statistical mechanics of weak solutions is very similar to that of ideal gases, with Eq. (18) recast into the following formula (derived in 1885 by J. van 't Hoff), $PV = cNT$, for the partial pressure of the solute. One of its corollaries is that the net force (called the *osmotic pressure*) exerted on a semipermeable membrane is proportional to the difference of the solute concentrations it is supporting.

¹¹ Unfortunately, I do not have time for even a brief introduction into this important field, and have to refer the interested reader to specialized textbooks – for example, P. A. Rock, *Chemical Thermodynamics*, University Science Books, 1983; or P. Atkins, *Physical Chemistry*, 5th ed., Freeman, 1994; or G. M. Barrow, *Physical Chemistry*, 6th ed., McGraw-Hill, 1996.

¹² See, e.g., either Chapter 6 in A. Bard and L. Falkner, *Electrochemical Methods*, 2nd ed., Wiley, 2000 (which is a good introduction to electrochemistry as the whole); or Sec. II.8.3.1 in F. Scholz (ed.), *Electroanalytical Methods*, 2nd ed., Springer, 2010.

¹³ Quantitatively, the effective distance of substantial variations of the potential, $T/|\nabla U(\mathbf{r})|$, has to be much larger than the *mean free path* l of the gas particles, i.e. the average distance a particle passes its successive collisions with its counterparts. (For more on this notion, see Chapter 6 below.)

$$dW = w(\mathbf{r}, \mathbf{p}) d^3 r d^3 p, \quad w(\mathbf{r}, \mathbf{p}) = \text{const} \times \exp\left\{-\frac{p^2}{2mT} - \frac{U(\mathbf{r})}{T}\right\}. \quad (3.24)$$

Hence, the Maxwell distribution of particle velocities is still valid at each point \mathbf{r} , so that the equation of state (18) is also valid locally. A new issue here is the spatial distribution of the total density,

$$n(\mathbf{r}) \equiv N \int w(\mathbf{r}, \mathbf{p}) d^3 p, \quad (3.25)$$

of all gas particles, regardless of their momentum/velocity. For this variable, Eq. (24) yields¹⁴

$$n(\mathbf{r}) = n(0) \exp\left\{-\frac{U(\mathbf{r})}{T}\right\}, \quad (3.26)$$

where the potential energy at the origin ($\mathbf{r} = 0$) is used as the reference of U , and the local gas pressure may be still calculated from the local form of Eq. (18):

$$P(\mathbf{r}) = n(\mathbf{r})T = P(0) \exp\left\{-\frac{U(\mathbf{r})}{T}\right\}. \quad (3.27)$$

A simple example of numerous applications of Eq. (27) is an approximate description of the Earth's atmosphere. At all heights $h \ll R_E \sim 6 \times 10^6$ m above the Earth's surface (say, above the sea level), we may describe the Earth gravity effect by the potential $U = mgh$, and Eq. (27) yields the so-called *barometric formula*

$$P(h) = P(0) \exp\left\{-\frac{h}{h_0}\right\}, \quad \text{with } h_0 \equiv \frac{T}{mg} = \frac{k_B T_K}{mg}. \quad (3.28)$$

For the same N_2 , the main component of the atmosphere, at $T_K = 300$ K, $h_0 \approx 7$ km. This gives the correct order of magnitude of the atmosphere's thickness, though the exact law of the pressure change differs somewhat from Eq. (28), because the flow of radiation from Sun and Earth cause a relatively small deviation of the atmospheric air from the thermal equilibrium: a drop of its temperature T with height, with the so-called *lapse rate* of about 2% (~ 6.5 K) per km.

The second generalization I need to discuss is to particles with internal degrees of freedom. Now ignoring the potential energy $U(\mathbf{r})$, we may describe them by replacing Eq. (3) with

$$\varepsilon_k = \frac{p^2}{2m} + \varepsilon_k', \quad (3.29)$$

where ε_k' describes the internal energy spectrum of the k^{th} particle. If the particles are similar, we may repeat all the above calculations, and see that all their results (including the Maxwell distribution, and the equation of state) are still valid, with the only exception of Eq. (16), which now becomes

$$f(T) = -T \left\{ \ln \left[g \left(\frac{mT}{2\pi\hbar^2} \right)^{3/2} \right] + 1 + \ln \left[\sum_{\varepsilon_k'} \exp\left\{-\frac{\varepsilon_k'}{T}\right\} \right] \right\}. \quad (3.30)$$

¹⁴ In some textbooks, Eq. (26) is also called the *Boltzmann distribution*, though it certainly should be distinguished from Eq. (2.111).

As we already know from Eqs. (1.50)-(1.51), this change may affect both specific heats of the ideal gas – though not their difference, $c_V - c_P = 1$. They may be readily calculated for usual atoms and molecules, at not very high temperatures (say the room temperature of ~ 25 meV), because in these conditions, $\varepsilon_k' \gg T$ for most their internal degrees of freedom, including the electronic and vibrational ones. (The typical energy of the lowest electronic excitations is of the order of a few eV, and that of the lowest vibrational excitations is only an order of magnitude lower.) As a result, these degrees of freedom are “frozen out”: they are in their ground states, so that their contributions $\exp\{-\varepsilon_k'/T\}$ to the sum in Eq. (30), and hence to the heat capacity, are negligible. In monoatomic gases, this is true for all degrees of freedom besides those of the translational motion, already taken into account by the first term in Eq. (30), i.e. by Eq. (16b), so that their specific heat is typically well described by Eq. (19).

The most important exception is the rotational degrees of freedom of diatomic and polyatomic molecules. As quantum mechanics shows,¹⁵ the excitation energy of these degrees of freedom scales as $\hbar^2/2I$, where I is the molecule’s relevant moment of inertia. In the most important molecules, this energy is rather low (e.g. for N_2 , it is close to 0.25 meV, i.e. $\sim 1\%$ of the room temperature), so that at usual conditions they are well excited and, moreover, behave virtually as classical degrees of freedom, each giving a quadratic contribution to the molecule’s energy, and hence obeying the equipartition theorem, i.e. giving an extra contribution of $T/2$ to the energy, i.e. $1/2$ to the specific heat.¹⁶ In polyatomic molecules, there are three such classical degrees of freedom (corresponding to their rotations about three principal axes¹⁷), but in diatomic molecules, only two.¹⁸ Hence, these contributions may be described by the following generalization of Eq. (19):

$$c_V = \begin{cases} 3/2, & \text{for monoatomic gases,} \\ 5/2, & \text{for gases of diatomic molecules,} \\ 3, & \text{for gases of polyatomic molecules.} \end{cases} \quad (3.31)$$

Please keep in mind, however, that as the above discussion shows, this simple result is invalid at very low and very high temperatures; its most notable violation is that the thermal activation of vibrational degrees of freedom for many important molecules at temperatures of a few thousand K.

3.2. Calculating μ

Now let us discuss properties of ideal gases of free, indistinguishable particles in more detail, paying special attention to the chemical potential μ – which, for some readers, may still be a somewhat mysterious aspect of the Fermi and Bose distributions. Note again that particle indistinguishability *requires* the absence of thermal excitations of their internal degrees of freedom, so that in the balance of this chapter such excitations will be ignored, and the particle’s energy ε_k will be associated with its “external” energy alone: for a free particle in an ideal gas, with its kinetic energy (3).

¹⁵ See, e.g., either the model solution of Problem 2.12 (and references therein), or QM Secs. 3.6 and 5.6.

¹⁶ This result may be readily obtained again from the last term of Eq. (30) by treating it exactly like the first one was and then applying the general Eq. (1.50).

¹⁷ See, e.g., CM Sec. 4.1.

¹⁸ This conclusion of the quantum theory may be interpreted as the indistinguishability of the rotations about the molecule’s symmetry axis.

Let us start from the classical gas, and recall the conclusion of thermodynamics that μ is just the Gibbs potential per unit particle – see Eq. (1.56). Hence we can calculate $\mu = G/N$ from Eqs. (1.49) and (16b). The result,

$$\mu = -T \ln \frac{V}{N} + f(T) + T = T \ln \left[\frac{N}{gV} \left(\frac{2\pi\hbar^2}{mT} \right)^{3/2} \right], \quad (3.32a)$$

which may be rewritten as

$$\exp\left\{\frac{\mu}{T}\right\} = \frac{N}{gV} \left(\frac{2\pi\hbar^2}{mT} \right)^{3/2}, \quad (3.32b)$$

gives us some information about μ not only for a classical gas but for quantum (Fermi and Bose) gases as well. Indeed, we already know that for indistinguishable particles, the Boltzmann distribution (2.111) is valid only if $\langle N_k \rangle \ll 1$. Comparing this condition with the quantum statistics (2.115) and (2.118), we see again that the condition of the gas behaving classically may be expressed as

$$\exp\left\{\frac{\mu - \varepsilon_k}{T}\right\} \ll 1 \quad (3.33)$$

for all ε_k . Since the lowest value of ε_k given by Eq. (3) is zero, Eq. (33) may be satisfied only if $\exp\{\mu/T\} \ll 1$. This means that the chemical potential of a classical gas has to be not just negative, but also “strongly negative” in the sense

$$-\mu \gg T. \quad (3.34a)$$

According to Eq. (32), this important condition may be represented as

$$T \gg T_0, \quad (3.34b)$$

with T_0 defined as

Quantum
scale of
temperature

$$T_0 \equiv \frac{\hbar^2}{m} \left(\frac{N}{gV} \right)^{2/3} \equiv \frac{\hbar^2}{m} \left(\frac{n}{g} \right)^{2/3} \equiv \frac{\hbar^2}{g^{2/3} m r_{\text{ave}}^2}, \quad (3.35)$$

where r_{ave} is the average distance between the gas particles:

$$r_{\text{ave}} \equiv \frac{1}{n^{1/3}} = \left(\frac{V}{N} \right)^{1/3}. \quad (3.36)$$

In this form, the condition (34) is very transparent physically: disregarding the factor $g^{2/3}$ (which is typically of the order of 1), it means that the average thermal energy of a particle, which is always of the order of T , has to be much larger than the energy of quantization of particle’s motion at the length r_{ave} . An alternative form of the same condition is¹⁹

$$r_{\text{ave}} \gg g^{-1/3} r_c, \quad \text{where } r_c \equiv \frac{\hbar}{(mT)^{1/2}}. \quad (3.37)$$

For a typical gas (say, N_2 , with $m \approx 14m_p \approx 2.3 \times 10^{-26}$ kg) at the standard room temperature ($T = k_B \times 300\text{K} \approx 4.1 \times 10^{-21}$ J), the correlation length r_c is close to 10^{-11} m, i.e. is significantly smaller than the

¹⁹ In quantum mechanics, the parameter r_c so defined is frequently called the *correlation length* – see, e.g., QM Sec. 7.2 and in particular Eq. (7.37).

physical size $a \sim 3 \times 10^{-10}$ m of the molecule. This estimate shows that at room temperature, as soon as any practical gas is rare enough to be ideal ($r_{\text{ave}} \gg a$), it is classical, i.e. the only way to observe quantum effects in the translational motion of molecules is very deep refrigeration. According to Eq. (37), for the same nitrogen molecule, taking $r_{\text{ave}} \sim 10^2 a \sim 10^{-8}$ m (to ensure that direct interaction effects are negligible), the temperature should be well below 1 mK.

In order to analyze quantitatively what happens with gases when T is reduced to such low values, we need to calculate μ for an arbitrary ideal gas of indistinguishable particles. Let us use the lucky fact that the Fermi-Dirac and the Bose-Einstein statistics may be represented with one formula:

$$\langle N(\varepsilon) \rangle = \frac{1}{e^{(\varepsilon - \mu)/T} \pm 1}, \quad (3.38)$$

where (and everywhere in the balance of this section) the top sign stands for fermions and the lower one for bosons, to discuss fermionic and bosonic ideal gases in one shot.

If we deal with a member of the *grand canonical* ensemble (Fig. 2.13), in which not only T but also μ is externally fixed, we may use Eq. (38) to calculate the *average* number N of particles in volume V . If the volume is so large that $N \gg 1$, we may use the general state counting rule (13) to get

$$N = \frac{gV}{(2\pi)^3} \int \langle N(\varepsilon) \rangle d^3k = \frac{gV}{(2\pi\hbar)^3} \int \frac{d^3p}{e^{[\varepsilon(p) - \mu]/T} \pm 1} = \frac{gV}{(2\pi\hbar)^3} \int_0^\infty \frac{4\pi p^2 dp}{e^{[\varepsilon(p) - \mu]/T} \pm 1}. \quad (3.39)$$

In most practical cases, however, the number N of gas particles is fixed by particle confinement (i.e. the gas portion under study is a member of a *canonical* ensemble – see Fig. 2.6), and hence μ rather than N should be calculated. Let us use the trick already mentioned in Sec. 2.8: if N is very large, the relative fluctuation of the particle number, at fixed μ , is negligibly small ($\delta N/N \sim 1/\sqrt{N} \ll 1$), and the relation between the *average* values of N and μ should not depend on which of these variables is exactly fixed. Hence, Eq. (39), with μ having the sense of the *average* chemical potential, should be valid even if N is *exactly* fixed, so that the small fluctuations of N are replaced with (equally small) fluctuations of μ . Physically, in this case the role of the μ -fixing environment for any sub-portion of the gas is played by the rest of it, and Eq. (39) expresses the condition of self-consistency of such chemical equilibrium.

So, at $N \gg 1$, Eq. (39) may be used for calculating the average μ as a function of two independent parameters: N (i.e. the gas density $n = N/V$) and temperature T . For carrying out this calculation, it is convenient to convert the right-hand side of Eq. (39) to an integral over the particle's energy $\varepsilon(p) = p^2/2m$, so that $p = (2m\varepsilon)^{1/2}$, and $dp = (m/2\varepsilon)^{1/2} d\varepsilon$, getting

$$N = \frac{gVm^{3/2}}{\sqrt{2\pi^2\hbar^3}} \int_0^\infty \frac{\varepsilon^{1/2} d\varepsilon}{e^{(\varepsilon - \mu)/T} \pm 1}. \quad (3.40)$$

Basic
equation
for μ

This key result may be represented in two other, more convenient forms. First, Eq. (40), derived for our current (3D, isotropic and parabolic-dispersion) approximation (3), is just a particular case of the following self-evident state-counting relation

$$N = \int_0^\infty g(\varepsilon) \langle N(\varepsilon) \rangle d\varepsilon, \quad (3.41)$$

where

$$g(\varepsilon) \equiv dN_{\text{states}}/d\varepsilon \quad (3.42)$$

is the temperature-independent density of all quantum states of a particle – regardless of whether they are occupied or not. Indeed, according to the general Eq. (4), for our simple model (3),

$$g(\varepsilon) = g_3(\varepsilon) \equiv \frac{dN_{\text{states}}}{d\varepsilon} = \frac{d}{d\varepsilon} \left(\frac{gV}{(2\pi\hbar)^3} \frac{4\pi}{3} p^3 \right) = \frac{gVm^{3/2}}{\sqrt{2\pi^2\hbar^3}} \varepsilon^{1/2}, \quad (3.43)$$

so that we return to Eq. (39).

On the other hand, for some calculations, it is convenient to introduce the following dimensionless energy variable: $\xi \equiv \varepsilon/T$, to express Eq. (40) via a dimensionless integral:

$$N = \frac{gV(mT)^{3/2}}{\sqrt{2\pi^2\hbar^3}} \int_0^\infty \frac{\xi^{1/2} d\xi}{e^{\xi - \mu/T} \pm 1}. \quad (3.44)$$

As a sanity check, in the classical limit (34), the exponent in the denominator of the fraction under the integral is much larger than 1, and Eq. (44) reduces to

$$N = \frac{gV(mT)^{3/2}}{\sqrt{2\pi^2\hbar^3}} \int_0^\infty \frac{\xi^{1/2} d\xi}{e^{\xi - \mu/T}} \approx \frac{gV(mT)^{3/2}}{\sqrt{2\pi^2\hbar^3}} \exp\left\{\frac{\mu}{T}\right\} \int_0^\infty \xi^{1/2} e^{-\xi} d\xi, \quad \text{at } -\mu \gg T. \quad (3.45)$$

By the definition of the gamma function $\Gamma(\xi)$,²⁰ the last integral is just $\Gamma(3/2) = \pi^{1/2}/2$, and we get

$$\exp\left\{\frac{\mu}{T}\right\} = N \frac{\sqrt{2\pi^2\hbar^3}}{gV(mT)^{3/2}} \frac{2}{\sqrt{\pi}} = \left(2\pi \frac{T_0}{T}\right)^{3/2}, \quad (3.46)$$

which is exactly the same result as given by Eq. (32), obtained earlier in a rather different way – from the Boltzmann distribution and thermodynamic identities.

Unfortunately, in the general case of arbitrary μ , the integral in Eq. (44) cannot be worked out analytically.²¹ The best we can do is to use T_0 , defined by Eq. (35), to rewrite Eq. (44) in the following convenient, fully dimensionless form:

$$\frac{T}{T_0} = \left[\frac{1}{\sqrt{2\pi^2}} \int_0^\infty \frac{\xi^{1/2} d\xi}{e^{\xi - \mu/T} \pm 1} \right]^{-2/3}, \quad (3.47)$$

and then use this relation to calculate the ratios T/T_0 and $\mu/T_0 \equiv (\mu/T) \times (T/T_0)$, as functions of μ/T numerically. After that, we may plot the results versus each other, now considering the first ratio as the argument. Figure 1 below shows the resulting plots, for both particle types. They show that at high temperatures, $T \gg T_0$, the chemical potential is negative and approaches the classical behavior given by Eq. (46) for both fermions and bosons – just as we could expect. However, at temperatures $T \sim T_0$ the type of statistics becomes crucial. For fermions, the reduction of temperature leads to μ changing its

²⁰ See, e.g., MA Eq. (6.7a).

²¹ For the reader's reference only: for the upper sign, the integral in Eq. (40) is a particular form (for $s = 1/2$) of a special function called the *complete Fermi-Dirac integral* F_s , while for the lower sign, it is a particular case (for $s = 3/2$) of another special function called the *polylogarithm* Li_s . (In what follows, I will not use these notations.)

sign from negative to positive, and then approaching a constant positive value called the *Fermi energy*, $\varepsilon_F \approx 7.595 T_0$ at $T \rightarrow 0$. On the contrary, the chemical potential of a bosonic gas stays negative, and then turns into zero at a certain *critical temperature* $T_c \approx 3.313 T_0$. Both these limits, which are very important for applications, may (and will be :-) explored analytically, separately for each statistics.

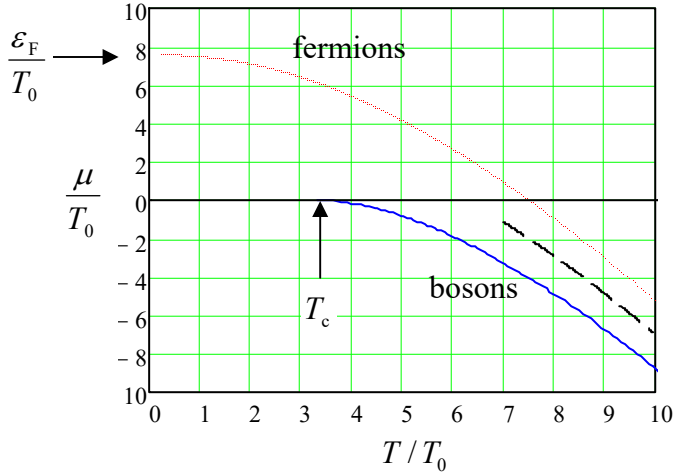


Fig. 3.1. The chemical potential of an ideal gas of $N \gg 1$ indistinguishable quantum particles, as a function of temperature at a fixed gas density $n \equiv N/V$ (i.e. fixed $T_0 \propto n^{2/3}$), for two different particle types. The dashed line shows the classical approximation (46), valid only at $T \gg T_0$.

Before carrying out such studies (in the next two sections), let me show that, rather surprisingly, for any non-relativistic, ideal quantum gas, the relation between the product PV and the energy,

$$PV = \frac{2}{3}E, \quad (3.48)$$

Ideal gas:
PV vs. E

is exactly the same as follows from Eqs. (18) and (19) for the classical gas, and hence does *not* depend on the particle statistics. To prove this, it is sufficient to use Eqs. (2.114) and (2.117) for the grand thermodynamic potential of each quantum state, which may be conveniently represented by a single formula,

$$\Omega_k = \mp T \ln \left(1 \pm e^{(\mu - \varepsilon_k)/T} \right), \quad (3.49)$$

and sum them over all states k , using the general summation formula (13). The result for the total grand potential of a 3D gas with the dispersion law (3) is

$$\Omega = \mp T \frac{gV}{(2\pi\hbar)^3} \int_0^\infty \ln \left(1 \pm e^{(\mu - p^2/2m)/T} \right) 4\pi p^2 dp = \mp T \frac{gVm^{3/2}}{\sqrt{2\pi^2\hbar^3}} \int_0^\infty \ln \left(1 \pm e^{(\mu - \varepsilon)/T} \right) \varepsilon^{1/2} d\varepsilon. \quad (3.50)$$

Working out this integral by parts, exactly as we did it with the one in Eq. (2.90), we get

$$\Omega = -\frac{2}{3} \frac{gVm^{3/2}}{\sqrt{2\pi^2\hbar^3}} \int_0^\infty \frac{\varepsilon^{3/2} d\varepsilon}{e^{(\varepsilon - \mu)/T} \pm 1} = -\frac{2}{3} \int_0^\infty \varepsilon g_3(\varepsilon) \langle N(\varepsilon) \rangle d\varepsilon. \quad (3.51)$$

But the last integral is just the total energy E of the gas:

$$E = \frac{gV}{(2\pi\hbar)^3} \int_0^\infty \frac{p^2}{2m} \frac{4\pi p^2 dp}{e^{[\varepsilon(p) - \mu]/T} \pm 1} = \frac{gVm^{3/2}}{\sqrt{2\pi^2\hbar^3}} \int_0^\infty \frac{\varepsilon^{3/2} d\varepsilon}{e^{(\varepsilon - \mu)/T} \pm 1} = \int_0^\infty \varepsilon g_3(\varepsilon) \langle N(\varepsilon) \rangle d\varepsilon, \quad (3.52)$$

Ideal gas:
energy

so that for any temperature and any particle type, $\Omega = -(2/3)E$. But since, from thermodynamics, $\Omega = -PV$, we have Eq. (48) proved. This universal relation²² will be repeatedly used below.

3.3. Degenerate Fermi gas

Analysis of low-temperature properties of a *Fermi gas* is very simple in the limit $T = 0$. Indeed, in this limit, the Fermi-Dirac distribution (2.115) is just the step function:

$$\langle N(\varepsilon) \rangle = \begin{cases} 1, & \text{for } \varepsilon < \mu, \\ 0, & \text{for } \mu < \varepsilon, \end{cases} \quad (3.53)$$

- see by the bold line in Fig. 2a. Since $\varepsilon = p^2/2m$ is isotropic in the momentum space, in that space the particles, at $T = 0$, fully occupy all possible quantum states inside a sphere (frequently called either the *Fermi sphere* or the *Fermi sea*) with some radius p_F (Fig. 2b), while all states above the sea surface are empty. Such *degenerate Fermi gas* is a striking manifestation of the Pauli principle: though in thermodynamic equilibrium at $T = 0$ all particles try to lower their energies as much as possible, only g of them may occupy each translational (“orbital”) quantum state. As a result, the sphere’s volume is proportional to the particle number N , or rather to their density $n = N/V$.

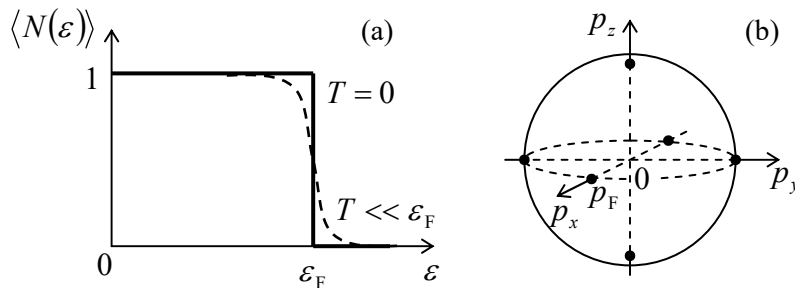


Fig. 3.2. Representations of the Fermi sea: (a) on the Fermi distribution plot, and (b) in the momentum space.

Indeed, the radius p_F may be readily related to the number of particles N using Eq. (39), with the upper sign, whose integral in this limit is just the Fermi sphere’s volume:

$$N = \frac{gV}{(2\pi\hbar)^3} \int_0^{p_F} 4\pi p^2 dp = \frac{gV}{(2\pi\hbar)^3} \frac{4\pi}{3} p_F^3. \quad (3.54)$$

Now we can use Eq. (3) to express via N the chemical potential μ (which, in the limit $T = 0$, it bears the special name of the *Fermi energy* ε_F)²³:

Fermi energy

$$\varepsilon_F \equiv \mu|_{T=0} = \frac{p_F^2}{2m} = \frac{\hbar^2}{2m} \left(6\pi^2 \frac{N}{gV} \right)^{2/3} \equiv \left(\frac{9\pi^4}{2} \right)^{1/3} T_0 \approx 7.595 T_0, \quad (3.55a)$$

where T_0 is the quantum temperature scale defined by Eq. (35). This formula quantifies the low-temperature trend of the function $\mu(T)$, clearly visible in Fig. 1, and in particular, explains the ratio ε_F/T_0 mentioned in Sec. 2. Note also a simple and very useful relation,

²² For gases of diatomic and polyatomic molecules at relatively high temperatures, when some of their internal degrees of freedom are thermally excited, Eq. (48) is valid only for the translational-motion energy.

²³ Note that in the electronic engineering literature, μ is usually called the *Fermi level*, for any temperature.

$$\varepsilon_F = \frac{3}{2} \frac{N}{g_3(\varepsilon_F)}, \quad \text{i.e. } g_3(\varepsilon_F) = \frac{3}{2} \frac{N}{\varepsilon_F}, \quad (3.55b)$$

that may be obtained immediately from the comparison of Eqs. (43) and (54).

The total energy of the degenerate Fermi gas may be (equally easily) calculated from Eq. (52):

$$E = \frac{gV}{(2\pi\hbar)^3} \int_0^{p_F} \frac{p^2}{2m} 4\pi p^2 dp = \frac{gV}{(2\pi\hbar)^3} \frac{4\pi}{2m} \frac{p_F^5}{5} = \frac{3}{5} \varepsilon_F N, \quad (3.56)$$

showing that the average energy, $\langle \varepsilon \rangle \equiv E/N$, of a particle inside the Fermi sea is equal to 3/5 of that (ε_F) of the particles in the most energetic occupied states, on the Fermi surface. Since, according to the formulas of Chapter 1, at zero temperature $H = G = N\mu$, and $F = E$, the only thermodynamic variable still to be calculated is the gas pressure P . For it, we could use any of the thermodynamic relations $P = (H - E)/V$ or $P = -(\partial F/\partial V)_T$, but it is even easier to use our recent result (48). Together with Eq. (56), it yields

$$P = \frac{2}{3} \frac{E}{V} = \frac{2}{5} \varepsilon_F \frac{N}{V} = \left(\frac{36\pi^4}{125} \right)^{1/3} P_0 \approx 3.035 P_0, \quad \text{where } P_0 \equiv nT_0 = \frac{\hbar^2 n^{5/3}}{mg^{2/3}}. \quad (3.57)$$

From here, it is straightforward to calculate the *bulk modulus* (reciprocal *compressibility*),²⁴

$$K \equiv -V \left(\frac{\partial P}{\partial V} \right)_T = \frac{2}{3} \varepsilon_F \frac{N}{V}, \quad (3.58)$$

which may be simpler to measure experimentally than P .

Perhaps the most important example²⁵ of the degenerate Fermi gas is the *conduction electrons* in metals – the electrons that belong to outer shells of the isolated atoms but become shared in solid metals, and as a result, can move through the crystal lattice almost freely. Though the electrons (which are fermions with spin $s = 1/2$ and hence with the spin degeneracy $g = 2s + 1 = 2$) are negatively charged, the Coulomb interaction of the conduction electrons with each other is substantially compensated by the positively charged ions of the atomic lattice, so that they follow the simple model discussed above, in which the interaction is disregarded, reasonably well. This is especially true for alkali metals (forming Group 1 of the periodic table of elements), whose experimentally measured Fermi surfaces are spherical within 1% – even within 0.1% for Na.

Table 1 lists, in particular, the experimental values of the bulk modulus for such metals, together with the values given by Eq. (58) using the ε_F calculated from Eq. (55) with the experimental density of the conduction electrons. The agreement is pretty impressive, taking into account that the simple theory

²⁴ For a general discussion of this notion, see, e.g., CM Eqs. (7.32) and (7.36).

²⁵ Recently, nearly degenerate gases (with $\varepsilon_F \sim 5T$) have been formed of weakly interacting Fermi atoms as well – see, e.g., K. Aikawa *et al.*, *Phys. Rev. Lett.* **112**, 010404 (2014), and references therein. Another interesting example of the system that may be approximately treated as a degenerate Fermi gas is the set of $Z \gg 1$ electrons in a heavy atom. However, in this system the account of electron interaction via the electrostatic field they create is important. Since for this *Thomas-Fermi model* of atoms, the thermal effects are unimportant, it was discussed already in the quantum-mechanical part of this series (see QM Chapter 8). However, its analysis may be streamlined using the notion of the chemical potential, introduced only in this course – the problem left for the reader's exercise.

described above completely ignores the Coulomb and exchange interactions of the electrons. This agreement implies that, surprisingly, the experimentally observed rigidity of solids (or at least metals) is predominantly due to the kinetic energy (3) of the conduction electrons, rather than any electrostatic interactions – though, to be fair, these interactions are the crucial factor defining the equilibrium value of n . Numerical calculations using more accurate approximations (e.g., the Density Functional Theory²⁶), which agree with experiment with a few-percent accuracy, confirm this conclusion.²⁷

Table 3.1. Experimental and theoretical parameters of electrons' Fermi sea in some alkali metals²⁸

Metal	ε_F (eV) Eq. (55)	K (GPa) Eq. (58)	K (GPa) experiment	γ (mcal/mole·K ²) Eq. (69)	γ (mcal/mole·K ²) experiment
Na	3.24	923	642	0.26	0.35
K	2.12	319	281	0.40	0.47
Rb	1.85	230	192	0.46	0.58
Cs	1.59	154	143	0.53	0.77

Looking at the values of ε_F listed in this table, note that room temperatures ($T_K \sim 300$ K) correspond to $T \sim 25$ meV. As a result, virtually all experiments with metals, at least in their solid or liquid form, are performed in the limit $T \ll \varepsilon_F$. According to Eq. (39), at such temperatures, the occupancy step described by the Fermi-Dirac distribution has a non-zero but relatively small width of the order of T – see the dashed line in Fig. 2a. Calculations for this case are much facilitated by the so-called *Sommerfeld expansion formula*²⁹ for the integrals like those in Eqs. (41) and (52):

Sommerfeld
expansion

$$I(T) \equiv \int_0^{\infty} \varphi(\varepsilon) \langle N(\varepsilon) \rangle d\varepsilon \approx \int_0^{\mu} \varphi(\varepsilon) d\varepsilon + \frac{\pi^2}{6} T^2 \frac{d\varphi(\mu)}{d\mu}, \quad \text{for } T \ll \mu, \quad (3.59)$$

where $\varphi(\varepsilon)$ is an arbitrary function that is sufficiently smooth at $\varepsilon = \mu$ and integrable at $\varepsilon = 0$. To prove this formula, let us introduce another function,

$$f(\varepsilon) \equiv \int_0^{\varepsilon} \varphi(\varepsilon') d\varepsilon', \quad \text{so that } \varphi(\varepsilon) = \frac{df(\varepsilon)}{d\varepsilon}, \quad (3.60)$$

and work out the integral $I(T)$ by parts:

$$I(T) \equiv \int_0^{\infty} \frac{df(\varepsilon)}{d\varepsilon} \langle N(\varepsilon) \rangle d\varepsilon = \int_{\varepsilon=0}^{\varepsilon=\infty} \langle N(\varepsilon) \rangle df$$

²⁶ See, e.g., QM Sec. 8.4.

²⁷ Note also a huge difference between the very high bulk modulus of metals ($K \sim 10^{11}$ Pa) and its very low values in usual, atomic gases (for them, at ambient conditions, $K \sim 10^5$ Pa). About four orders of magnitude of this difference is due to that in the particle density N/V , but the balance is due to the electron gas' degeneracy. Indeed, in an ideal classical gas, $K = P = T(N/V)$, so that the factor $(2/3)\varepsilon_F$ in Eq. (58), of the order of a few eV in metals, should be compared with the factor $T \approx 25$ meV in the classical gas at room temperature.

²⁸ Data from N. Ashcroft and N. D. Mermin, *Solid State Physics*, W. B. Saunders, 1976.

²⁹ Named after Arnold Sommerfeld, who was the first (in 1927) to apply quantum mechanics to degenerate Fermi gases, in particular to electrons in metals, and may be credited for most of the results discussed in this section.

$$= \left[\langle N(\varepsilon) \rangle f(\varepsilon) \right]_{\varepsilon=0}^{\varepsilon=\infty} - \int_{\varepsilon=0}^{\varepsilon=\infty} f(\varepsilon) d\langle N(\varepsilon) \rangle = \int_0^{\infty} f(\varepsilon) \left[-\frac{\partial \langle N(\varepsilon) \rangle}{\partial \varepsilon} \right] d\varepsilon. \quad (3.61)$$

As evident from Eq. (2.115) and/or Fig. 2a, at $T \ll \mu$ the function $-\partial \langle N(\varepsilon) \rangle / \partial \varepsilon$ is close to zero for all energies, besides a narrow peak of the unit area, at $\varepsilon \approx \mu$. Hence, if we expand the function $f(\varepsilon)$ in the Taylor series near this point, just a few leading terms of the expansion should give us a good approximation:

$$\begin{aligned} I(T) &\approx \int_0^{\infty} \left[f(\mu) + \frac{df}{d\varepsilon} \Big|_{\varepsilon=\mu} (\varepsilon - \mu) + \frac{1}{2} \frac{d^2 f}{d\varepsilon^2} \Big|_{\varepsilon=\mu} (\varepsilon - \mu)^2 \right] \left[-\frac{\partial \langle N(\varepsilon) \rangle}{\partial \varepsilon} \right] d\varepsilon \\ &= \int_0^{\mu} \varphi(\varepsilon') d\varepsilon' \int_0^{\infty} \left[-\frac{\partial \langle N(\varepsilon) \rangle}{\partial \varepsilon} \right] d\varepsilon + \varphi(\mu) \int_0^{\infty} (\varepsilon - \mu) \left[-\frac{\partial \langle N(\varepsilon) \rangle}{\partial \varepsilon} \right] d\varepsilon \\ &\quad + \frac{1}{2} \frac{d\varphi(\mu)}{d\mu} \int_0^{\infty} (\varepsilon - \mu)^2 \left[-\frac{\partial \langle N(\varepsilon) \rangle}{\partial \varepsilon} \right] d\varepsilon. \end{aligned} \quad (3.62)$$

In the last form of this relation, the first integral over ε equals $\langle N(\varepsilon=0) \rangle - \langle N(\varepsilon=\infty) \rangle = 1$, the second one vanishes (because the function under it is antisymmetric with respect to the point $\varepsilon = \mu$), and only the last one needs to be dealt with explicitly, by working it out by parts and then using a table integral:³⁰

$$\int_0^{\infty} (\varepsilon - \mu)^2 \left[-\frac{\partial \langle N(\varepsilon) \rangle}{\partial \varepsilon} \right] d\varepsilon \approx T^2 \int_{-\infty}^{+\infty} \xi^2 \frac{d}{d\xi} \left(-\frac{1}{e^{\xi} + 1} \right) d\xi = 4T^2 \int_0^{+\infty} \frac{\xi d\xi}{e^{\xi} + 1} = 4T^2 \frac{\pi^2}{12}. \quad (3.63)$$

Being plugged into Eq. (62), this result proves the Sommerfeld formula (59).

The last preparatory step we need to make is to account for a possible small difference (as we will see below, also proportional to T^2) between the temperature-dependent chemical potential $\mu(T)$ and the Fermi energy defined as $\varepsilon_F \equiv \mu(0)$, in the largest (first) term on the right-hand side of Eq. (59), to write

$$I(T) \approx \int_0^{\varepsilon_F} \varphi(\varepsilon) d\varepsilon + (\mu - \varepsilon_F) \varphi(\mu) + \frac{\pi^2}{6} T^2 \frac{d\varphi(\mu)}{d\mu} \equiv I(0) + (\mu - \varepsilon_F) \varphi(\mu) + \frac{\pi^2}{6} T^2 \frac{d\varphi(\mu)}{d\mu}. \quad (3.64)$$

Now, applying this formula to Eq. (41) and the last form of Eq. (52), we get the following results (which are valid for any dispersion law $\varepsilon(\mathbf{p})$ and even any dimensionality of the gas):

$$N(T) = N(0) + (\mu - \varepsilon_F) g(\mu) + \frac{\pi^2}{6} T^2 \frac{dg(\mu)}{d\mu}, \quad (3.65)$$

$$E(T) = E(0) + (\mu - \varepsilon_F) \mu g(\mu) + \frac{\pi^2}{6} T^2 \frac{d}{d\mu} [\mu g(\mu)]. \quad (3.66)$$

If the number of particles does not change with temperature, $N(T) = N(0)$, as in most experiments, Eq. (65) gives the following formula for finding the temperature-induced change of μ :

³⁰ See, e.g., MA Eqs. (6.8c) and (2.12b), with $n = 1$.

$$\mu - \varepsilon_F = -\frac{\pi^2}{6} T^2 \frac{1}{g(\mu)} \frac{dg(\mu)}{d\mu}. \quad (3.67)$$

Note that the change is quadratic in T and negative, in agreement with the numerical results shown with the red line in Fig. 1. Plugging this expression (which is only valid when the magnitude of the change is much smaller than ε_F) into Eq. (66), we get the following temperature correction to the energy:

$$E(T) - E(0) = \frac{\pi^2}{6} g(\mu) T^2, \quad (3.68)$$

where within the accuracy of our approximation, μ may be replaced with ε_F . (Due to the universal relation (48), this result also gives the temperature correction to the Fermi gas' pressure.) Now we may use Eq. (68) to calculate the heat capacity of the degenerate Fermi gas:

Low-T
heat
capacity

$$C_V \equiv \left(\frac{\partial E}{\partial T} \right)_V = \gamma T, \quad \text{with } \gamma = \frac{\pi^2}{3} g(\varepsilon_F). \quad (3.69)$$

According to Eq. (55b), in the particular case of a 3D gas with the isotropic and parabolic dispersion law (3), Eq. (69) reduces to

$$\gamma = \frac{\pi^2}{2} \frac{N}{\varepsilon_F}, \quad \text{i.e. } c_V \equiv \frac{C_V}{N} = \frac{\pi^2}{2} \frac{T}{\varepsilon_F} \ll 1. \quad (3.70)$$

This important result deserves a discussion. First, note that within the range of validity of the Sommerfeld approximation ($T \ll \varepsilon_F$), the specific heat of the degenerate gas is much smaller than that of the classical gas, even without internal degrees of freedom: $c_V = 3/2$ – see Eq. (19). The physical reason for such a low heat capacity is that the particles deep inside the Fermi sea cannot pick up thermal excitations with available energies of the order of $T \ll \varepsilon_F$, because the states immediately above them are already occupied. The only particles (or rather quantum states, due to the particle indistinguishability) that may be excited with such small energies are those at the Fermi surface, more exactly within a surface layer of thickness $\Delta\varepsilon \sim T \ll \varepsilon_F$, and Eq. (70) presents a very vivid manifestation of this fact.

The second important feature of Eqs. (69)-(70) is the linear dependence of the heat capacity on temperature, which decreases with a reduction of T much slower than that of crystal vibrations – see Eq. (2.99). This means that in metals the specific heat at temperatures $T \ll T_D$ is dominated by the conduction electrons. Indeed, experiments confirm not only the linear dependence (70) of the specific heat,³¹ but also the values of the proportionality coefficient $\gamma \equiv C_V/T$ for cases when ε_F can be calculated independently, for example for alkali metals – see the two rightmost columns of Table 1 above. More typically, Eq. (69) is used for the experimental measurement of the density of states on the Fermi surface, $g(\varepsilon_F)$ – the factor which participates in many theoretical results, in particular in transport properties of degenerate Fermi gases (see Chapter 6 below).

³¹ Solids, with their low thermal expansion coefficients, provide a virtually-fixed-volume confinement for the electron gas, so that the specific heat measured at ambient conditions may be legitimately compared with the calculated c_V .

3.4. Bose-Einstein condensation

Now let us explore what happens at the cooling of an ideal gas of bosons. Figure 3a shows the same plot as Fig. 1b, i.e. the result of a numerical solution of Eq. (47) with the appropriate (lower) sign in the denominator, on a more appropriate, log-log scale. One can see that the chemical potential μ indeed tends to zero at some finite “critical temperature” T_c . This temperature may be found by taking $\mu = 0$ in Eq. (47), reducing it to a table integral:³²

$$T_c = T_0 \left[\frac{1}{\sqrt{2\pi^2}} \int_0^\infty \frac{\xi^{1/2} d\xi}{e^\xi - 1} \right]^{-2/3} = T_0 \left[\frac{1}{\sqrt{2\pi^2}} \Gamma\left(\frac{3}{2}\right) \zeta\left(\frac{3}{2}\right) \right]^{-2/3} \approx 3.313 T_0, \quad (3.71)$$

BEC: critical temperature

the result explaining the T_c/T_0 ratio mentioned in Sec. 2 and indicated in Fig. 1.

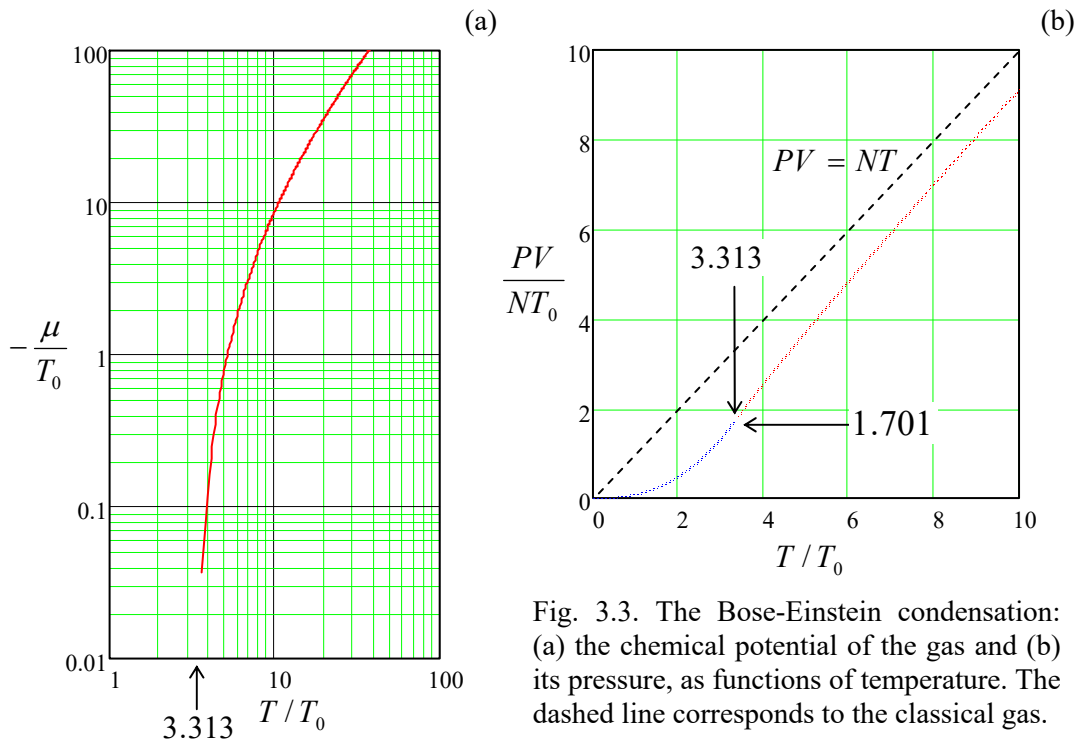


Fig. 3.3. The Bose-Einstein condensation: (a) the chemical potential of the gas and (b) its pressure, as functions of temperature. The dashed line corresponds to the classical gas.

Let us have a good look at the temperature interval $0 < T < T_c$, which cannot be directly described by Eq. (40) (with the appropriate negative sign in the denominator), and hence may look rather mysterious. Indeed, within this range, the chemical potential μ , cannot either be negative or equal zero, because according to Eq. (71), in this case, Eq. (40) would give a value of N smaller than the number of particles we actually have. On the other hand, μ cannot be positive either, because the integral (40) would diverge at $\varepsilon \rightarrow \mu$ due to the divergence of $\langle N(\varepsilon) \rangle$ – see, e.g., Fig. 2.15. The only possible resolution of the paradox, suggested by A. Einstein in 1925, is as follows: at $T < T_c$, the chemical potential of each particle of the system still equals exactly zero, but a certain number (N_0 of N) of them are in the ground state (with $\varepsilon \equiv p^2/2m = 0$), forming the so-called *Bose-Einstein condensate*, usually referred to as the BEC. Since the condensate particles do not contribute to Eq. (40) (because of

³² See, e.g., MA Eq. (6.8b) with $s = 3/2$, and then Eqs. (2.7b) and (6.7e).

the factor $\varepsilon^{1/2} = 0$), their number N_0 may be calculated by using that formula (or, equivalently, Eq. (44)), with $\mu = 0$, to find the number $(N - N_0)$ of particles still remaining in the gas, i.e. having energy $\varepsilon > 0$:

$$N - N_0 = \frac{gV(mT)^{3/2}}{\sqrt{2\pi^2\hbar^3}} \int_0^\infty \frac{\xi^{1/2} d\xi}{e^\xi - 1}. \quad (3.72)$$

This result is even simpler than it may look. Indeed, let us write it for the case $T = T_c$, when $N_0 = 0$:³³

$$N = \frac{gV(mT_c)^{3/2}}{\sqrt{2\pi^2\hbar^3}} \int_0^\infty \frac{\xi^{1/2} d\xi}{e^\xi - 1}. \quad (3.73)$$

Dividing both sides of Eqs. (72) and (73), we get an extremely simple and elegant result:

$$\frac{N - N_0}{N} = \left(\frac{T}{T_c}\right)^{3/2}, \quad \text{so that } N_0 = N \left[1 - \left(\frac{T}{T_c}\right)^{3/2}\right], \quad \text{for } T \leq T_c. \quad (3.74a)$$

Please note that this result is only valid for the particles whose motion, within the volume V , is free – in other words, for a system of free particles confined within a rigid-wall box of volume V . In most experiments with the Bose-Einstein condensation of dilute gases of neutral (and hence very weakly interacting) atoms, they are held not in such a box, but at the bottom of a “soft” potential well, which may be well approximated by a 3D quadratic parabola: $U(\mathbf{r}) = m\omega^2 r^2/2$. It is straightforward (and hence left for the reader’s exercise) to show that in this case, the dependence of $N_0(T)$ is somewhat different:

$$N_0 = N \left[1 - \left(\frac{T}{T_c^*}\right)^3\right], \quad \text{for } T \leq T_c^*, \quad (3.74b)$$

where T_c^* is a different critical temperature, which now depends on $\hbar\omega$, i.e. on the confining potential’s “steepness”. (In this case, V is not exactly fixed; however, the effective volume occupied by the particles at $T = T_c^*$ is related to this temperature by a formula close to Eq. (71), so that all estimates given above are still valid.) Figure 4 shows one of the first sets of experimental data for the Bose-Einstein condensation of a dilute gas of neutral atoms. Taking into account the finite number of particles in the experiment, the agreement with the simple theory is surprisingly good.

Returning to the spatially-uniform Bose system, let us explore what happens below the critical temperature with its other parameters. Formula (52) with the appropriate (lower) sign shows that approaching T_c from higher temperatures, the gas energy and hence its pressure do not vanish – see the red line in Fig. 3b. Indeed, at $T = T_c$ (where $\mu = 0$), that formula yields³⁴

$$E(T_c) = gV \frac{m^{3/2} T_c^{5/2}}{\sqrt{2\pi^2\hbar^3}} \int_0^\infty \frac{\xi^{3/2} d\xi}{e^\xi - 1} = gV \frac{m^{3/2} T_c^{5/2}}{\sqrt{2\pi^2\hbar^3}} \Gamma\left(\frac{5}{2}\right) \zeta\left(\frac{5}{2}\right) \approx 0.7701 NT_c, \quad (3.75)$$

so that using the universal relation (48), we get the pressure value,

$$P(T_c) = \frac{2}{3} \frac{E(T_c)}{V} = \frac{\zeta(5/2)}{\zeta(3/2)} \frac{N}{V} T_c \approx 0.5134 \frac{N}{V} T_c \approx 1.701 P_0, \quad (3.76)$$

³³ This is, of course, just another form of Eq. (71).

³⁴ For the involved dimensionless integral see, e.g., MA Eqs. (6.8b) with $s = 5/2$, and then (2.7b) and (6.7c).

which is somewhat lower than, but comparable to $P(0)$ for the fermions – cf. Eq. (57).

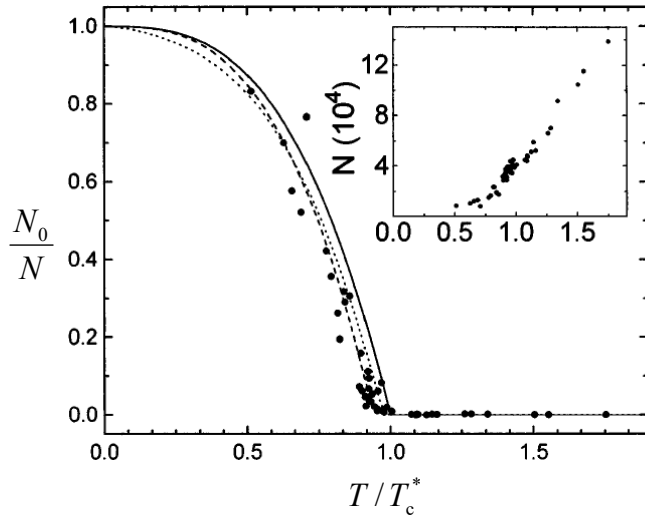


Fig. 3.4. The total number N of trapped ^{87}Rb atoms (inset) and their ground-state fraction N_0/N , as functions of the ratio T/T_c , as measured in one of the pioneering experiments – see J. Ensher *et al.*, *Phys. Rev. Lett.* **77**, 4984 (1996). In this experiment, T_c^* was as low as 0.28×10^{-6} K. The solid line shows the simple theoretical dependence $N(T)$ given by Eq. (74b), while other lines correspond to more detailed theories taking into account the finite number N of trapped atoms. © 1996 APS, reproduced with permission.

Now we can use the same Eq. (52), also with $\mu = 0$, to calculate the energy of the gas at $T < T_c$,

$$E(T) = gV \frac{m^{3/2} T^{5/2}}{\sqrt{2\pi^2 \hbar^3}} \int_0^\infty \frac{\xi^{3/2} d\xi}{e^\xi - 1}. \quad (3.77)$$

Comparing this relation with the first form of Eq. (75), which features the same integral, we immediately get one more simple temperature dependence:

$$E(T) = E(T_c) \left(\frac{T}{T_c} \right)^{5/2}, \quad \text{for } T \leq T_c. \quad (3.78) \quad \text{BEC: energy}$$

From the universal relation (48), we immediately see that the gas pressure follows the same dependence:

$$P(T) = P(T_c) \left(\frac{T}{T_c} \right)^{5/2}, \quad \text{for } T \leq T_c. \quad (3.79) \quad \text{BEC: pressure}$$

This temperature dependence of pressure is shown with the blue line in Fig. 3b. The plot shows that for all temperatures (both below and above T_c) the pressure is lower than that of the classical gas of the same density. Now note also that since, according to Eqs. (57) and (76), $P(T_c) \propto P_0 \propto V^{-5/3}$, while according to Eqs. (35) and (71), $T_c \propto T_0 \propto V^{-2/3}$, the pressure (79) is proportional to $V^{-5/3}/(V^{-2/3})^{5/2} = V^0$, i.e. does not depend on the volume at all! The physics of this result (which is valid at $T < T_c$ only) is that as we decrease the volume at a fixed total number N of particles, more and more of them go to the condensate, decreasing the number $(N - N_0)$ of particles in the gas phase, but not changing its spatial density pressure. Such behavior is very typical for the coexistence of two different phases of the same matter – see, in particular, the next chapter.

The last thermodynamic variable of major interest is heat capacity, because it may be most readily measured. For temperatures $T \leq T_c$, it may be easily calculated from Eq. (78):

$$C_V(T) \equiv \left(\frac{\partial E}{\partial T} \right)_{N,V} = E(T_c) \frac{5}{2} \frac{T^{3/2}}{T_c^{5/2}}, \quad (3.80)$$

so that below T_c , the capacity *increases* with temperature, at the critical temperature reaching the value

$$C_V(T_c) = \frac{5}{2} \frac{E(T_c)}{T_c} \approx 1.925 N, \quad (3.81)$$

which is approximately 28% above that $(3N/2)$ of the classical gas. (As a reminder, in both cases we ignore possible contributions from the internal degrees of freedom.) The analysis for $T \geq T_c$ is a little bit more cumbersome because differentiating E over temperature – say, using Eq. (52) – one should also take into account the temperature dependence of μ that follows from Eq. (40) – see also Fig. 1. However, the most important feature of the result may be predicted without the calculation (which is being left for the reader’s exercise). Namely, since at $T \gg T_c$ the heat capacity has to approach the classical value $1.5N$, starting from the value (81), it must *decrease* with temperature at $T > T_c$, thus forming a sharp maximum (a “cusp”) at the critical point $T = T_c$ – see Fig. 5.

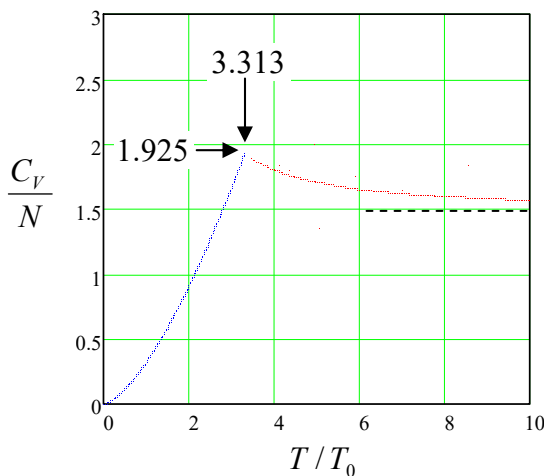


Fig. 3.5. Temperature dependences of the heat capacity of an ideal Bose-Einstein gas, numerically calculated from Eqs. (52) and (40) for $T \geq T_c$, and given by Eq. (80) for $T \leq T_c$.

Such a cusp is a good indication of the Bose-Einstein condensation in virtually any experimental system, especially because inter-particle interactions (unaccounted for in our simple discussion) typically make this feature even more substantial, frequently turning it into a weak (logarithmic) singularity. Historically, such a singularity was the first noticed, though not immediately understood sign of the Bose-Einstein condensation, observed in 1931 by W. Keesom and K. Clusius in liquid ^4He at its λ -point (called so exactly because of the characteristic shape of the $C_V(T)$ dependence) $T = T_c \approx 2.17$ K. Other milestones of the Bose-Einstein condensation studies include:

- the experimental discovery of superconductivity (which was later explained as the result of the Bose-Einstein condensation of electron pairs) by H. Kamerlingh-Onnes in 1911;
- the development of the Bose-Einstein statistics, and predicting the condensation, by S. Bose and A. Einstein, in 1924-1925;
- the discovery of superfluidity in liquid ^4He by P. Kapitza and (independently) by J. Allen and D. Misener in 1937, and its explanation as a result of the Bose-Einstein condensation by F. and H. Londons and L. Titz, with further significant elaborations by L. Landau – all in 1938;
- the explanation of superconductivity as a result of electron binding into *Cooper pairs*, with a simultaneous Bose-Einstein condensation of the resulting bosons, by J. Bardeen, L. Cooper, and J. Schrieffer in 1957;

- the discovery of superfluidity of two different phases of ^3He , due to the similar Bose-Einstein condensation of pairs of its fermion atoms, by D. Lee, D. Osheroff, and R. Richardson in 1972;
- the first observation of the Bose-Einstein condensation in dilute gases (^{87}Ru by E. Cornell, C. Wieman, *et al.*, and ^{23}Na by W. Ketterle *et al.*) in 1995.

The importance of the last achievement stems from the fact that in contrast to other Bose-Einstein condensates, in dilute gases (with the typical density n as low as $\sim 10^{14} \text{ cm}^{-3}$) the particles interact very weakly, and hence many experimental results are very close to the simple theory described above and its straightforward elaborations – see, e.g., Fig. 4.³⁵ On the other hand, the importance of other Bose-Einstein condensates, which involve more complex and challenging physics, should not be underestimated – as it sometimes is.

Perhaps the most important feature of any Bose-Einstein condensate is that all N_0 condensed particles are in the same quantum state, and hence are described by exactly the same wavefunction. This wavefunction is substantially less “feeble” than that of a single particle – in the following sense. In the second quantization language,³⁶ the well-known Heisenberg’s uncertainty relation may be rewritten for the creation/annihilation operators; in particular, for bosons,

$$\left| \delta \hat{a} \delta \hat{a}^\dagger \right| \geq 1. \quad (3.82)$$

Since \hat{a} and \hat{a}^\dagger are the quantum-mechanical operators of the complex amplitude $a = A \exp\{i\varphi\}$ and its complex conjugate $a^* = A \exp\{-i\varphi\}$, where A and φ are real amplitude and phase of the wavefunction, Eq. (82) yields the following approximate uncertainty relation (strict in the limit $\delta\varphi \ll 1$) between the number of particles $N = AA^*$ and the phase φ :

$$\delta N \delta \varphi \geq \frac{1}{2}. \quad (3.83)$$

This means that a condensate of $N \gg 1$ bosons may be in a state with both phase and amplitude of the wavefunction behaving virtually as c -numbers, with very small relative uncertainties: $\delta N \ll N$, $\delta\varphi \ll 1$. Moreover, such states are much less susceptible to perturbations by experimental instruments. For example, the electric current carried along a superconducting wire by a coherent Bose-Einstein condensate of Cooper pairs may be as high as hundreds of amperes. As a result, the “strange” behaviors predicted by the quantum mechanics are not averaged out as in the usual particle ensembles (see, e.g., the discussion of the density matrix in Sec. 2.1), but may be directly revealed in macroscopic, measurable dynamics of the condensate.

For example, the density \mathbf{j} of the electric “supercurrent” of the Cooper pairs may be described by the same formula as the well-known usual probability current density of a single quantum particle,³⁷ just multiplied by the electric charge $q = -2e$ of a single pair, and the pair density n :

³⁵ Such controllability of theoretical description has motivated the use of dilute-gas BECs for modeling of renowned problems of many-body physics – see, e.g. the review by I. Bloch *et al.*, *Rev. Mod. Phys.* **80**, 885 (2008). These efforts are assisted by the development of better techniques for reaching the necessary sub- μK temperatures – see, e.g., the recent work by J. Hu *et al.*, *Science* **358**, 1078 (2017). For a more general, detailed discussion see, e.g., C. Pethick and H. Smith, *Bose-Einstein Condensation in Dilute Gases*, 2nd ed., Cambridge U. Press, 2008.

³⁶ See, e.g., QM Sec. 8.3.

³⁷ See, e.g., QM Eq. (3.28).

$$\mathbf{j} = qn \frac{\hbar}{m} \left(\nabla \varphi - \frac{q}{\hbar} \mathbf{A} \right), \quad (3.84)$$

where \mathbf{A} is the vector potential of the (electro)magnetic field. If a superconducting wire is not extremely thin, the supercurrent does not penetrate into its interior.³⁸ As a result, the integral of Eq. (84), taken along a closed superconducting loop, inside its interior (where $\mathbf{j} = 0$), yields

$$\frac{q}{\hbar} \oint_C \mathbf{A} \cdot d\mathbf{r} = \Delta \varphi = 2\pi M, \quad (3.85)$$

where M is an integer. But, according to the basic electrodynamics, the integral on the left-hand side of this relation is nothing more than the flux Φ of the magnetic field \mathcal{B} piercing the wire loop area A . Thus we immediately arrive at the famous *magnetic flux quantization* effect:

$$\Phi \equiv \int_A \mathcal{B}_n d^2 r = M\Phi_0, \quad \text{where } \Phi_0 \equiv \frac{2\pi\hbar}{|q|} \approx 2.07 \times 10^{-15} \text{ Wb}, \quad (3.86)$$

which was theoretically predicted in 1950 and experimentally observed in 1961. Amazingly, this effect holds even “over miles of dirty lead wire”, citing H. Casimir’s famous expression, sustained by the coherence of the Bose-Einstein condensate of Cooper pairs.

Other prominent examples of such *macroscopic quantum effects* in Bose-Einstein condensates include not only the superfluidity and superconductivity as such, but also the Josephson effect, quantized Abrikosov vortices, etc. Some of these effects are briefly discussed in other parts of this series.³⁹

3.5. Gases of weakly interacting particles

Now let us discuss the effects of weak particle interaction effects on properties of their gas. (Unfortunately, I will have time to do that only very briefly, and only for classical gases.⁴⁰) In most cases of interest, particle interaction may be well described by a certain potential energy U , so that in the simplest model, the total energy is

$$E = \sum_{k=1}^N \frac{p_k^2}{2m} + U(\mathbf{r}_1, \dots, \mathbf{r}_j, \dots, \mathbf{r}_N), \quad (3.87)$$

where \mathbf{r}_k is the radius-vector of the k^{th} particle’s center.⁴¹ First, let us see how far would the statistical physics allow us to proceed for an arbitrary potential U . For $N \gg 1$, at the calculation of the Gibbs statistical sum (2.59), we may perform the usual transfer from the summation over all quantum states of the system to the integration over the $6N$ -dimensional space, with the correct Boltzmann counting:

³⁸ This is the *Meissner-Ochsenfeld* (or just “Meissner”) effect which may be also readily explained using Eq. (84) combined with the Maxwell equations – see, e.g., EM Sec. 6.4.

³⁹ See EM Secs. 6.4-6.5, and QM Secs. 1.6 and 3.1.

⁴⁰ A concise discussion of the effects of weak interactions on the properties of *quantum* gases may be found, for example, in Chapter 10 of the textbook by K. Huang, *Statistical Mechanics*, 2nd ed., Wiley, 2003.

⁴¹ One of the most significant effects *neglected* by Eq. (87) is the influence of atomic/molecular angular orientations on their interactions.

$$\begin{aligned}
Z &= \sum_m e^{-E_m/T} \rightarrow \frac{1}{N!} \frac{g^N}{(2\pi\hbar)^{3N}} \int \exp\left\{-\sum_{k=1}^N \frac{p_k^2}{2mT}\right\} d^3 p_1 \dots d^3 p_N \int \exp\left\{-\frac{U(\mathbf{r}_1, \dots, \mathbf{r}_N)}{T}\right\} d^3 r_1 \dots d^3 r_N \\
&\equiv \left(\frac{1}{N!} \frac{g^N V^N}{(2\pi\hbar)^{3N}} \int \exp\left\{-\sum_{k=1}^N \frac{p_k^2}{2mT}\right\} d^3 p_1 \dots d^3 p_N \right) \times \left(\frac{1}{V^N} \int \exp\left\{-\frac{U(\mathbf{r}_1, \dots, \mathbf{r}_N)}{T}\right\} d^3 r_1 \dots d^3 r_N \right).
\end{aligned} \tag{3.88}$$

But according to Eq. (14), the first operand in the last product is just the statistical sum of an ideal gas (with the same g , N , V , and T), so that we may use Eq. (2.63) to write

$$F = F_{\text{ideal}} - T \ln \left[\frac{1}{V^N} \int d^3 r_1 \dots d^3 r_N e^{-U/T} \right] \equiv F_{\text{ideal}} - T \ln \left[1 + \frac{1}{V^N} \int d^3 r_1 \dots d^3 r_N \left(e^{-U/T} - 1 \right) \right], \tag{3.89}$$

where F_{ideal} is the free energy of the ideal gas (i.e. the same gas but with $U = 0$), given by Eq. (16).

I believe that Eq. (89) is a very convincing demonstration of the enormous power of statistical physics methods. Instead of trying to solve an impossibly complex problem of classical dynamics of $N \gg 1$ (think of $N \sim 10^{23}$) interacting particles, and only then calculating appropriate ensemble averages, the Gibbs approach reduces finding the free energy (and then, from thermodynamic relations, all other thermodynamic variables) to the calculation of just one integral on its right-hand side of Eq. (89). Still, this integral is $3N$ -dimensional and may be worked out analytically only if the particle interactions are weak in some sense. Indeed, the last form of Eq. (89) makes it especially evident that if $U \rightarrow 0$ everywhere, the term in the parentheses under the integral vanishes, and so does the integral itself, and hence the addition to F_{ideal} .

Now let us see what would this integral yield for the simplest, *short-range* interactions, in which the potential U is substantial only when the mutual distance $\mathbf{r}_{kk'} \equiv \mathbf{r}_k - \mathbf{r}_{k'}$ between the centers of two particles is smaller than certain value $2r_0$, where r_0 may be interpreted as the particle's radius. If the gas is sufficiently dilute, so that the radius r_0 is much smaller than the average distance r_{ave} between the particles, the integral in the last form of Eq. (89) is of the order of $(2r_0)^{3N}$, i.e. much smaller than $(r_{\text{ave}})^{3N} = V^N$. Then we may expand the logarithm in that expression into the Taylor series with respect to the small second term in the square brackets, and keep only its first non-zero term:

$$F \approx F_{\text{ideal}} - \frac{T}{V^N} \int d^3 r_1 \dots d^3 r_N \left(e^{-U/T} - 1 \right). \tag{3.90}$$

Moreover, if the gas density is so low, the chances for three or more particles to come close to each other and interact (collide) simultaneously are typically very small, so that *pair collisions* are the most important. In this case, we may recast the integral in Eq. (90) as a sum of $N(N-1)/2 \approx N^2/2$ similar terms describing such pair interactions, each of the type

$$V^{N-2} \int \left(e^{-U(\mathbf{r}_{kk'})/T} - 1 \right) d^3 r_k d^3 r_{k'}. \tag{3.91}$$

It is convenient to think about the $\mathbf{r}_{kk'} \equiv \mathbf{r}_k - \mathbf{r}_{k'}$ as the radius-vector of the particle number k in the reference frame with the origin placed at the center of the particle number k' – see Fig. 6a.

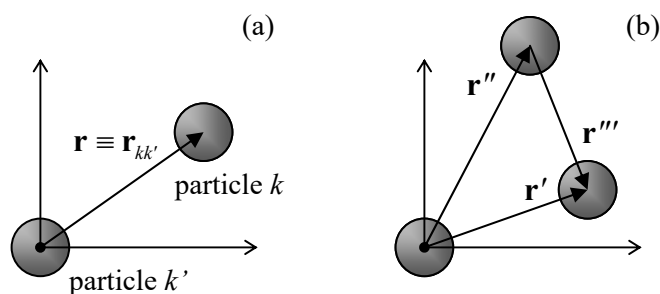


Fig. 3.6. The definition of the interparticle distance vectors at their (a) pair and (b) triple interactions.

Then in Eq. (91), we may first calculate the integral over $\mathbf{r}_{k'}$, while keeping the distance vector $\mathbf{r}_{kk'}$, and hence $U(\mathbf{r}_{kk'})$, constant, getting one more factor V . Moreover, since all particle pairs are similar, in the remaining integral over $\mathbf{r}_{kk'}$ we may drop the radius-vector's index, so that Eq. (90) becomes

$$F = F_{\text{ideal}} - \frac{T}{V^N} \frac{N^2}{2} V^{N-1} \int \left(e^{-U(\mathbf{r})/T} - 1 \right) d^3 r \equiv F_{\text{ideal}} + \frac{T}{V} N^2 B(T), \quad (3.92)$$

where the function $B(T)$, called the *second virial coefficient*,⁴² has an especially simple form for spherically-symmetric interactions:

Second
virial
coefficient

$$B(T) \equiv \frac{1}{2} \int \left(1 - e^{-U(\mathbf{r})/T} \right) d^3 r \rightarrow \frac{1}{2} \int_0^\infty 4\pi r^2 dr \left(1 - e^{-U(r)/T} \right). \quad (3.93)$$

From Eq. (92), and the second of the thermodynamic relations (1.35), we already know something particular about the equation of state $P(V, T)$:

$$P = - \left(\frac{\partial F}{\partial V} \right)_{T,N} = P_{\text{ideal}} + \frac{N^2 T}{V^2} B(T) = T \left[\frac{N}{V} + B(T) \frac{N^2}{V^2} \right]. \quad (3.94)$$

We see that at a fixed gas density $n = N/V$, the pair interaction creates additional pressure, proportional to $(N/V)^2 = n^2$ and a function of temperature, $B(T)T$.

Let us calculate $B(T)$ for a few simple models of particle interactions. The solid curve in Fig. 7 shows (schematically) a typical form of the interaction potential between electrically neutral atoms/molecules. At large distances the interaction of particles that do not their own permanent electrical dipole moment \mathbf{p} , is dominated by the attraction (the so-called *London dispersion force*) between the correlated components of the spontaneously induced dipole moments, giving $U(r) \rightarrow r^{-6}$ at $r \rightarrow \infty$.⁴³ At closer distances the potential is repulsive, growing very fast at $r \rightarrow 0$, but its quantitative

⁴² The term “virial”, from Latin *viris* (meaning “force”), was introduced to molecular physics by R. Clausius. The motivation for the adjective “second” for $B(T)$ is evident from the last form of Eq. (94), with the “first virial coefficient”, standing before the N/V ratio and sometimes denoted $A(T)$, equal to 1 – see also Eq. (100) below.

⁴³ Indeed, independent fluctuation-induced components $\mathbf{p}(t)$ and $\mathbf{p}'(t)$ of dipole moments of two particles have random mutual orientation, so that the time average of their interaction energy, proportional to $\mathbf{p}(t) \cdot \mathbf{p}'(t)/r^3$, vanishes. However, the electric field \mathcal{E} of each dipole \mathbf{p} , proportional to r^{-3} , induces a correlated component of \mathbf{p}' , also proportional to r^{-3} , giving interaction energy proportional to $\mathbf{p} \cdot \mathcal{E} \propto r^{-6}$, with a non-zero statistical average. Quantitative discussions of this effect, within several models, may be found, for example, in QM Chapters 3, 5, and 6.

form is specific for particular atoms/molecules.⁴⁴ The crudest description of such repulsion is given by the so-called *hardball model*:

$$U(r) = \begin{cases} +\infty, & \text{for } 0 < r < 2r_0, \\ 0, & \text{for } 2r_0 < r < \infty, \end{cases} \quad (3.95)$$

– see the dashed line and the inset in Fig. 7.

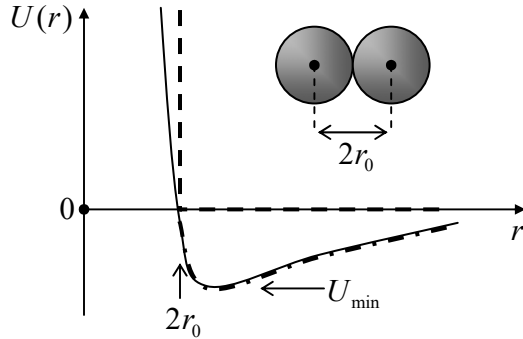


Fig. 3.7. Pair interactions of particles. Solid line: a typical interaction potential; dashed line: its hardball model (95); dash-dotted line: the improved model (97) – all schematically. The inset illustrates the hardball model’s physics.

As Eq. (93) shows, in this model the second virial coefficient is temperature-independent:

$$B(T) = b \equiv \frac{1}{2} \int_0^{2r_0} 4\pi r^2 dr = \frac{2\pi}{3} (2r_0)^3 \equiv 4V_0, \quad \text{where } V_0 \equiv \frac{4\pi}{3} r_0^3, \quad (3.96)$$

so that the equation of state (94) still gives a linear dependence of pressure on temperature.

A correction to this result may be obtained by the following approximate account of the long-range attraction (see the dash-dotted line in Fig. 7):⁴⁵

$$U(r) = \begin{cases} +\infty, & \text{for } 0 < r < 2r_0, \\ U(r), & \text{with } |U| \ll T, \text{ for } 2r_0 < r < \infty. \end{cases} \quad (3.97)$$

For this improved model, Eq. (93) yields:

$$B(T) = b + \frac{1}{2} \int_{2r_0}^{\infty} 4\pi r^2 dr \frac{U(r)}{T} \equiv b - \frac{a}{T}, \quad \text{with } a \equiv 2\pi \int_{2r_0}^{\infty} r^2 dr |U(r)|. \quad (3.98)$$

In this model, the equation of state (94) acquires a temperature-independent term:

⁴⁴ Note that the particular form of the first term in the approximation $U(r) = a/r^{12} - b/r^6$ (called either the *Lennard-Jones potential* or the “12-6 potential”), that had been suggested in 1924, lacks physical justification, and in professional physics was soon replaced with other approximations, including the so-called *exp-6 model*, which fits most experimental data much better. However, the Lennard-Jones potential still keeps creeping from one undergraduate textbook to another one, apparently for a not better reason than enabling a simple analytical calculation of the equilibrium distance between the particles at $T \rightarrow 0$.

⁴⁵ The strong inequality $|U| \ll T$ in this model is necessary not only to make the calculations simpler. A deeper reason is that if $(-U_{\min})$ becomes comparable with T , particles may become trapped in this potential well, forming a different phase – a liquid or a solid. In such phases, the probability of finding more than two particles interacting simultaneously is high, so that Eq. (92), on which Eqs. (93)-(94) and Eqs. (98)-(99) are based, becomes invalid.

$$P = T \left[\frac{N}{V} + \left(\frac{N}{V} \right)^2 \left(b - \frac{a}{T} \right) \right] \equiv T \left[\frac{N}{V} + b \left(\frac{N}{V} \right)^2 \right] - a \left(\frac{N}{V} \right)^2. \quad (3.99)$$

Still, the correction to the ideal-gas pressure is proportional to $(N/V)^2$ and has to be relatively small for this result to be valid.

Generally, the right-hand side of Eq. (99) may be considered as the sum of two leading terms in the general expansion of P into the Taylor series in the density $n = N/V$ of the gas:

Pressure:
virial
expansion

$$P = T \left[\frac{N}{V} + B(T) \left(\frac{N}{V} \right)^2 + C(T) \left(\frac{N}{V} \right)^3 + \dots \right], \quad (3.100)$$

where $C(T)$ is called the *third virial coefficient*. It is natural to ask how can we calculate $C(T)$ and the higher virial coefficients. This may be done, first of all, just by a careful direct analysis of Eq. (90),⁴⁶ but I would like to use this occasion to demonstrate a different, very interesting and counter-intuitive approach, called the *cluster expansion method*,⁴⁷ which allows streamlining such calculations.

Let us apply to our system, with the energy given by Eq. (87), the grand canonical distribution. (Just as in Sec. 2, we may argue that if the average number $\langle N \rangle$ of particles in a member of a grand canonical ensemble, with fixed μ and T , is much larger than 1, the relative fluctuations of N are small, so that all its thermodynamic properties should be similar to those when N is exactly fixed.) For our current case, Eq. (2.109) takes the form

$$\Omega = -T \ln \sum_{N=0}^{\infty} Z_N, \quad \text{with } Z_N \equiv e^{\mu N/T} \sum_m e^{-E_{m,N}/T}, \quad E_{m,N} = \sum_{k=1}^N \frac{p_k^2}{2m} + U(r_1, \dots, r_N). \quad (3.101)$$

(Notice that here, as at all discussions of the grand canonical distribution, N means a particular rather than the average number of particles.) Now let us try to forget for a minute that in real systems of interest the number of particles is extremely large, and start to calculate, one by one, the first terms Z_N .

In the term with $N = 0$, both contributions to $E_{m,N}$ vanish, and so does the factor $\mu N/T$, so that $Z_0 = 1$. In the next term, with $N = 1$, the interaction term vanishes, so that $E_{m,1}$ is reduced to the kinetic energy of one particle, giving

$$Z_1 = e^{\mu/T} \sum_k \exp \left\{ -\frac{p_k^2}{2mT} \right\}. \quad (3.102)$$

Making the usual transition from the summation to integration, we may write

$$Z_1 = Z I_1, \quad \text{where } Z \equiv e^{\mu/T} \frac{gV}{(2\pi\hbar)^3} \int \exp \left\{ -\frac{p^2}{2mT} \right\} d^3 p, \quad \text{and } I_1 \equiv 1. \quad (3.103)$$

This is the same simple (Gaussian) integral as in Eq. (6), giving

⁴⁶ L. Boltzmann has used that way to calculate the 3rd and 4th virial coefficients for the hardball model – as much as can be done analytically.

⁴⁷ This method was developed in 1937-38 by J. Mayer and collaborators for the classical gas, and generalized to quantum systems in 1938 by B. Kahn and G. Uhlenbeck.

$$Z = e^{\mu/T} \frac{gV}{(2\pi\hbar)^3} (2\pi mT)^{3/2} = e^{\mu/T} gV \left(\frac{mT}{2\pi\hbar^2} \right)^{3/2}. \quad (3.104)$$

Now let us explore the next term, with $N = 2$, which describes, in particular, pair interactions $U = U(\mathbf{r})$, with $\mathbf{r} = \mathbf{r} - \mathbf{r}'$. Due to the assumed particle indistinguishability, this term needs the “correct Boltzmann counting” factor $1/2!$ – cf. Eqs. (12) and (88):

$$Z_2 = e^{2\mu/T} \frac{1}{2!} \sum_{k,k'} \left[\exp \left\{ -\frac{p_k^2}{2mT} - \frac{p_{k'}^2}{2mT} \right\} e^{-U(\mathbf{r})/T} \right]. \quad (3.105)$$

Since U is coordinate-dependent, here the transfer from the summation to integration should be done more carefully than in the first term – cf. Eqs. (24) and (88):

$$Z_2 = e^{2\mu/T} \frac{1}{2!} \frac{(gV)^2}{(2\pi\hbar)^6} \int \exp \left\{ -\frac{p^2}{2mT} \right\} d^3 p \times \int \exp \left\{ -\frac{p'^2}{2mT} \right\} d^3 p' \times \frac{1}{V} \int e^{-U(\mathbf{r})/T} d^3 r. \quad (3.106)$$

Comparing this expression with the Eq. (104) for the parameter Z , we get

$$Z_2 = \frac{Z^2}{2!} I_2, \quad \text{where } I_2 \equiv \frac{1}{V} \int e^{-U(\mathbf{r})/T} d^3 r. \quad (3.107)$$

Acting absolutely similarly, for the third term of the grand canonical sum we may get

$$Z_3 = \frac{Z^3}{3!} I_3, \quad \text{where } I_3 \equiv \frac{1}{V^2} \int e^{-U(\mathbf{r}', \mathbf{r}'')/T} d^3 r' d^3 r'', \quad (3.108)$$

where \mathbf{r}' and \mathbf{r}'' are the vectors characterizing the mutual positions of 3 particles – see Fig. 6b.

These results may be extended by induction to an arbitrary N . Plugging the expression for Z_N into the first of Eqs. (101) and recalling that $\Omega = -PV$, we get the equation of state of the gas in the form

$$P = \frac{T}{V} \ln \left(1 + ZI_1 + \frac{Z^2}{2!} I_2 + \frac{Z^3}{3!} I_3 + \dots \right). \quad (3.109)$$

As a sanity check: at $U = 0$, all integrals I_N are equal to 1, and the expression under the logarithm in just the Taylor expansion of the function e^Z , giving $P = TZ/V$, and $\Omega = -PV = -TZ$. In this case, according to the last of Eqs. (1.62), the *average* number of particles in the system is $\langle N \rangle = -(\partial\Omega/\partial\mu)_{T,V} = Z$, because since $Z \propto \exp\{\mu/T\}$, $\partial Z/\partial\mu = Z/T$.⁴⁸ Thus, in this limit, we have happily recovered the equation of state of the ideal gas.

Returning to the general case of non-zero interactions, let us assume that the logarithm in Eq. (109) may be also represented as a direct Taylor expansion in Z :

$$P = \frac{T}{V} \sum_{l=1}^{\infty} \frac{J_l}{l!} Z^l. \quad (3.110)$$

Cluster expansion:
pressure

⁴⁸ Actually, the fact that in that case $Z = \langle N \rangle$ could have been noted earlier – just by comparing Eq. (104) with Eq. (32).

(The lower limit of the sum reflects the fact that according to Eq. (109), at $Z = 0$, $P = (T/V) \ln 1 = 0$, so that the coefficient J_0 in a more complete version of Eq. (110) would equal 0 anyway.) According to Eq. (1.60), this expansion corresponds to the grand potential

$$\Omega = -PV = -T \sum_{l=1}^{\infty} \frac{J_l}{l!} Z^l. \quad (3.111)$$

Again using the last of Eqs. (1.62), and the definition (104) of the parameter Z , we get

Cluster
expansion:
 $\langle N \rangle$

$$\langle N \rangle = \sum_{l=1}^{\infty} \frac{J_l}{(l-1)!} Z^l. \quad (3.112)$$

This equation may be used for finding Z for the given $\langle N \rangle$, and hence for the calculation of the equation of state from Eq. (110). The only remaining conceptual action item is to express the coefficients J_l via the integrals I_N participating in the expansion (109). This may be done using the well-known Taylor expansion of the logarithm function,⁴⁹

$$\ln(1 + \xi) = \sum_{l=1}^{\infty} (-1)^{l+1} \frac{\xi^l}{l}. \quad (3.113)$$

Using it together with Eq. (109), we get a Taylor series in Z , starting as

$$P = \frac{T}{V} \left[Z + \frac{Z^2}{2!} (I_2 - 1) + \frac{Z^3}{3!} [(I_3 - 1) - 3(I_2 - 1)] + \dots \right]. \quad (3.114)$$

Comparing this expression with Eq. (110), we see that

$$\begin{aligned} J_1 &= 1, \\ J_2 &= I_2 - 1 = \frac{1}{V} \int (e^{-U(\mathbf{r})/T} - 1) d^3r, \\ J_3 &= (I_3 - 1) - 3(I_2 - 1) \\ &= \frac{1}{V^2} \int (e^{-U(\mathbf{r}', \mathbf{r}'')/T} - e^{-U(\mathbf{r}')/T} - e^{-U(\mathbf{r}'')/T} - e^{-U(\mathbf{r}''')/T} + 2) d^3r' d^3r'', \dots \end{aligned} \quad (3.115)$$

where $\mathbf{r}''' \equiv \mathbf{r}' - \mathbf{r}''$ - see Fig. 6b. The expression of J_2 , describing the pair interactions of particles, is (besides a different numerical factor) equal to the second virial coefficient $B(T)$ - see Eq. (93). As a reminder, the subtraction of 1 from the integral I_2 in the second of Eqs. (115) makes the contribution of each elementary 3D volume d^3r into the integral J_2 different from zero only if at this \mathbf{r} two particles interact ($U \neq 0$). Very similarly, in the last of Eqs. (115), the subtraction of three pair-interaction terms from $(I_3 - 1)$ makes the contribution from an elementary 6D volume $d^3r' d^3r''$ into the integral J_3 different from zero only if at that mutual location of particles, all *three* of them interact simultaneously, etc.

⁴⁹ Looking at Eq. (109), one may think that since $\xi = Z + Z^2 I_2 / 2 + \dots$ is of the order of at least $Z \sim \langle N \rangle \gg 1$, the expansion (113), which converges only if $|\xi| < 1$, is illegitimate. However, the expansion is justified by its result (114), in which the n^{th} term is of the order of $\langle N \rangle^n (V_0/V)^{n-1} / n!$, so that the series does converge if the gas density is sufficiently low: $\langle N \rangle / V \ll 1/V_0$, i.e. $r_{\text{ave}} \gg r_0$. This is the very beauty of the cluster expansion, whose few first terms, rather unexpectedly, give good approximation even for a gas with $\langle N \rangle \gg 1$ particles.

In order to illustrate the cluster expansion method at work, let us eliminate the factor Z from the system of equations (110) and (112), with accuracy to terms $O(Z^2)$. For that, let us spell out these equations up to the terms $O(Z^3)$:

$$\frac{PV}{T} = J_1 Z + \frac{J_2}{2} Z^2 + \frac{J_3}{6} Z^3 + \dots, \quad (3.116)$$

$$\langle N \rangle = J_1 Z + J_2 Z^2 + \frac{J_3}{2} Z^3 + \dots, \quad (3.117)$$

and then divide these two expressions. We get the following result:

$$\frac{PV}{\langle N \rangle T} = \frac{1 + (J_2/2J_1)Z + (J_3/6J_1)Z^2 + \dots}{1 + (J_2/J_1)Z + (J_3/2J_1)Z^2 + \dots} \approx 1 - \frac{J_2}{2J_1} Z + \left(\frac{J_2^2}{2J_1^2} - \frac{J_3}{3J_1} \right) Z^2, \quad (3.118)$$

whose final form is accurate to terms $O(Z^2)$. In this approximation, we may again use Eq. (117), now solved for Z with the same accuracy:

$$Z \approx \langle N \rangle - \frac{J_2}{J_1} \langle N \rangle^2. \quad (3.119)$$

Plugging this expression into Eq. (118), we get the virial expansion (100) with

$$B(T) = -\frac{J_2}{2J_1} V, \quad C(T) = \left(\frac{J_2^2}{J_1^2} - \frac{J_3}{3J_1} \right) V^2. \quad (3.120)$$

2nd and 3rd
virial
coefficients


The first of these relations, combined with the first two of Eqs. (115), yields for the 2nd virial coefficient the same Eq. (96), $B(T) = 4V_0$, that was obtained from the Gibbs distribution. The second of these relations enables the calculation of the 3rd virial coefficient $C(T)$. (Let me leave the calculation of J_3 and $C(T)$, for the hardball model, for the reader's exercise.) Evidently, a more complete solution of Eqs. (114), (116), and (117) may be used to calculate an arbitrary virial coefficient, though starting from the 5th coefficient, such calculations may be completed only numerically even in the simplest hardball model.

3.6. Exercise problems

3.1. Use the Maxwell distribution for an alternative (statistical) calculation of the mechanical work performed by the Szilard engine discussed in Sec. 2.3.

Hint: You may assume the simplest geometry of the engine – see Fig. 2.4.

3.2. Use the Maxwell distribution to calculate the *drag coefficient* $\eta \equiv -\partial \langle \mathcal{F} \rangle / \partial u$, where \mathcal{F} is the force exerted by an ideal classical gas on a piston moving with a low velocity u , in the simplest geometry shown in the figure on the right, assuming that collisions of gas particles with the piston are elastic.



3.3. Derive the equation of state of the ideal classical gas from the grand canonical distribution.

3.4. Prove that Eq. (22),

$$\Delta S = N_1 \ln \frac{V_1 + V_2}{V_1} + N_2 \ln \frac{V_1 + V_2}{V_2},$$

derived for the change of entropy at mixing of two ideal classical gases of completely distinguishable particles (that initially had equal densities N/V and temperatures T), is also valid if particles in each of the initial volumes are indistinguishable from each other but different from those in the counterpart volume. For simplicity, you may assume that masses and internal degeneracy factors of all particles are equal.

3.5. A round cylinder of radius R and length L , containing an ideal classical gas of $N \gg 1$ particles of mass m each, is rotated about its symmetry axis with angular velocity ω . Assuming that the gas as the whole rotates with the cylinder, and is in thermal equilibrium at temperature T ,

(i) calculate the gas pressure distribution along its radius, and analyze its temperature dependence, and

(ii) neglecting the internal degrees of freedom of the particles, calculate the total energy of the gas and its heat capacity in the high- and low-temperature limits.

3.6. $N \gg 1$ classical, non-interacting, indistinguishable particles of mass m are confined in a parabolic, spherically-symmetric 3D potential well $U(\mathbf{r}) = \kappa r^2/2$. Use two different approaches to calculate all major thermodynamic characteristics of the system, in thermal equilibrium at temperature T , including its heat capacity. Which of the results should be changed if the particles are distinguishable, and how?

Hint: Suggest a replacement of the notions of volume and pressure, appropriate for this system.

3.7. In the simplest model of thermodynamic equilibrium between the liquid and gas phases of the same molecules, temperature and pressure do not affect the molecule's condensation energy Δ . Calculate the concentration and pressure of such *saturated vapor*, assuming that it behaves as an ideal gas of classical particles.

3.8. An ideal classical gas of $N \gg 1$ particles is placed in a container of volume V and wall surface area A . The particles may condense on container walls, releasing energy Δ per particle, and forming an ideal 2D gas. Calculate the equilibrium number of condensed particles and the gas pressure, and discuss their temperature dependences.

3.9. The inner surfaces of the walls of a closed container of volume V , filled with $N \gg 1$ particles, have $N_S \gg 1$ similar traps (small potential wells). Each trap can hold only one particle, at potential energy $-\Delta < 0$. Assuming that the gas of the particles in the volume is ideal and classical, derive an equation for the chemical potential μ of the system in equilibrium, and use it to calculate the potential and the gas pressure in the limits of small and large values of the N/N_S ratio.

3.10. Calculate the magnetic response (the *Pauli paramagnetism*) of a degenerate ideal gas of spin- $1/2$ particles to a weak external magnetic field, due to a partial spin alignment with the field.

3.11. Calculate the magnetic response (the *Landau diamagnetism*) of a degenerate ideal gas of electrically charged fermions to a weak external magnetic field, due to their orbital motion.

3.12.* Explore the *Thomas-Fermi model* of a heavy atom, with nuclear charge $Q = Ze \gg e$, in which the electrons are treated as a degenerate Fermi gas, interacting with each other only via their contribution to the common electrostatic potential $\phi(\mathbf{r})$. In particular, derive the ordinary differential equation obeyed by the radial distribution of the potential, and use it to estimate the effective radius of the atom.⁵⁰

3.13.* Use the Thomas-Fermi model, explored in the previous problem, to calculate the total binding energy of a heavy atom. Compare the result with that for a simpler model, in that the Coulomb electron-electron interaction of electrons is completely ignored.

3.14. Calculate the characteristic *Thomas-Fermi length* λ_{TF} of weak electric field's screening by conduction electrons in a metal, modeling their ensemble as an ideal, degenerate, isotropic Fermi gas.

Hint: Assume that λ_{TF} is much larger than the Bohr radius r_{B} .

3.15. For a degenerate ideal 3D Fermi gas of N particles, confined in a rigid-wall box of volume V , calculate the temperature dependencies of its pressure P and the heat capacity difference $(C_P - C_V)$, in the leading approximation in $T \ll \varepsilon_{\text{F}}$. Compare the results with those for the ideal classical gas.

Hint: You may like to use the solution of Problem 1.9.

3.16. How would the Fermi statistics of an ideal gas affect the barometric formula (28)?

3.17. Derive general expressions for the energy E and the chemical potential μ of a uniform Fermi gas of $N \gg 1$ non-interacting, indistinguishable, ultra-relativistic particles.⁵¹ Calculate E , and also the gas pressure P explicitly in the degenerate gas limit $T \rightarrow 0$. In particular, is Eq. (48) valid in this case?

3.18. Use Eq. (49) to calculate the pressure of an ideal gas of ultra-relativistic, indistinguishable quantum particles, for an arbitrary temperature, as a function of the total energy E of the gas, and its volume V . Compare the result with the corresponding relations for the electromagnetic blackbody radiation and an ideal gas of non-relativistic particles.

3.19.* Calculate the speed of sound in an ideal gas of ultra-relativistic fermions of density n at negligible temperature.

⁵⁰ Since this problem, and the next one, are important for atomic physics, and at their solution, thermal effects may be ignored, they were given in Chapter 8 of the QM part of the series as well, for the benefit of readers who would not take this SM part. Note, however, that the argumentation in their solutions may be streamlined by using the notion of the chemical potential μ , which was introduced only in this course.

⁵¹ This is, for example, an approximate but reasonable model for electrons in white dwarf stars, whose Coulomb interaction is mostly compensated by the charge of nuclei of fully ionized helium atoms.

3.20. Calculate basic thermodynamic characteristics, including all relevant thermodynamic potentials, specific heat, and the surface tension of a uniform, non-relativistic 2D electron gas with given areal density $n \equiv N/A$:

- (i) at $T = 0$, and
- (ii) at low temperatures (in the lowest order in $T/\varepsilon_F \ll 1$, giving a nonzero result),

neglecting the Coulomb interaction effects.⁵²

3.21. Calculate the effective latent heat $\Lambda_{\text{ef}} \equiv -N(\partial Q/\partial N_0)_{N,V}$ of evaporation of the spatially-uniform Bose-Einstein condensate as a function of temperature T . Here Q is the heat absorbed by the (condensate + gas) system of $N \gg 1$ particles as a whole, while N_0 is the number of particles in the condensate alone.

3.22.* For an ideal, spatially-uniform Bose gas, calculate the law of the chemical potential's disappearance at $T \rightarrow T_c$, and use the result to prove that the heat capacity C_V is a continuous function of temperature at the critical point $T = T_c$.

3.23. In Chapter 1 of these notes, several thermodynamic relations involving entropy have been discussed, including the first of Eqs. (1.39):

$$S = -(\partial G / \partial T)_p.$$

If we combine this expression with Eq. (1.56), $G = \mu N$, it looks like that for the Bose-Einstein condensate, whose chemical potential μ equals zero at temperatures below the critical point T_c , the entropy should vanish as well. On the other hand, dividing both parts of Eq. (1.19) by dT , and assuming that at this temperature change the volume is kept constant, we get

$$C_V = T(\partial S / \partial T)_V.$$

(This equality was also mentioned in Chapter 1.) If the C_V is known as a function of temperature, the last relation may be integrated over T to calculate S :

$$S = \int_{V=\text{const}} \frac{C_V(T)}{T} dT + \text{const.}$$

According to Eq. (80), the specific heat for the Bose-Einstein condensate is proportional to $T^{3/2}$, so that the integration gives a non-zero entropy $S \propto T^{3/2}$. Resolve this apparent contradiction, and calculate the genuine entropy at $T = T_c$.

3.24. The standard analysis of the Bose-Einstein condensation, outlined in Sec. 4, may seem to ignore the energy quantization of the particles confined in volume V . Use the particular case of a cubic confining volume $V = a \times a \times a$ with rigid walls to analyze whether the main conclusions of the standard theory, in particular Eq. (71) for the critical temperature of the system of $N \gg 1$ particles, are affected by such quantization.

⁵² This condition may be approached reasonably well, for example, in 2D electron gases formed in semiconductor heterostructures (see, e.g., the discussion in QM Sec. 1.6, and the solution of Problem 3.2 of that course), due to the electron field's compensation by background ionized atoms, and its screening by highly doped semiconductor bulk.

3.25.* $N \gg 1$ non-interacting bosons are confined in a soft, spherically-symmetric potential well $U(\mathbf{r}) = m\omega^2 r^2/2$. Develop the theory of the Bose-Einstein condensation in this system; in particular, prove Eq. (74b), and calculate the critical temperature T_c^* . Looking at the solution, what is the most straightforward way to detect the condensation in experiment?

3.26. Calculate the chemical potential of an ideal, uniform 2D gas of spin-0 Bose particles as a function of its areal density n (the number of particles per unit area), and find out whether such gas can condense at low temperatures. Review your result for the case of a large ($N \gg 1$) but finite number of particles.

3.27. Can the Bose-Einstein condensation be achieved in a 2D system of $N \gg 1$ non-interacting bosons placed into a soft, axially-symmetric potential well, whose potential may be approximated as $U(\mathbf{r}) = m\omega^2 \rho^2/2$, where $\rho^2 \equiv x^2 + y^2$, and $\{x, y\}$ are the Cartesian coordinates in the particle confinement plane? If yes, calculate the critical temperature of the condensation.

3.28. Use Eqs. (115) and (120) to calculate the third virial coefficient $C(T)$ for the hardball model of particle interactions.

3.29. Assuming the hardball model, with volume V_0 per molecule, for the liquid phase, describe how the results of Problem 3.7 change if the liquid forms spherical drops of radius $R \gg V_0^{1/3}$. Briefly discuss the implications of the result for water cloud formation.

Hint: Surface effects in macroscopic volumes of liquids may be well described by attributing an additional energy γ (equal to the surface tension) to the unit surface area.⁵³

⁵³ See, e.g., CM Sec. 8.2.

Chapter 4. Phase Transitions

This chapter gives a rather brief discussion of coexistence between different states (“phases”) of collections of many similar particles, and transitions between these phases. Due to the complexity of these phenomena, which involve particle interactions, quantitative analytical results in this field have been obtained only for a few very simple models, typically giving only a very approximate description of real systems.

4.1. First-order phase transitions

From our everyday experience, say with water ice, liquid water, and water vapor, we know that one chemical substance (i.e. a set of many similar particles) may exist in different stable states – *phases*. A typical substance may have:

(i) a dense *solid phase*, in which interatomic forces keep all atoms/molecules in virtually fixed relative positions, with just small thermal fluctuations about them;

(ii) a *liquid phase*, of comparable density, in which the relative distances between atoms or molecules are almost constant, but the particles are virtually free to move around each other, and

(iii) a *gas phase*, typically of a much lower density, in which the molecules are virtually free to move all around the containing volume.¹

Experience also tells us that at certain conditions, two different phases may be in thermal and chemical equilibrium – say, ice floating on water with the freezing-point temperature. Actually, in Sec. 3.4 we already discussed a qualitative theory of one such equilibrium: the Bose-Einstein condensate’s coexistence with the uncondensed “vapor” of similar particles. However, this is a rather exceptional case when the phase coexistence is due to the quantum nature of the particles (bosons) that may not interact directly. Much more frequently, the formation of different phases, and transitions between them, are due to particle repulsive and attractive interactions, briefly discussed in Sec. 3.5.

Phase transitions are sometimes classified by their *order*.² I will start their discussion with the so-called *first-order phase transitions* that feature non-zero *latent heat* Λ – the amount of heat that is necessary to turn one phase into another phase completely, even if temperature and pressure are kept constant.³ Unfortunately, even the simplest “microscopic” models of particle interaction, such as those discussed in Sec. 3.5, give rather complex equations of state. (As a reminder, even the simplest hardball model leads to the series (3.100), whose higher virial coefficients defy analytical calculation.) This is

¹ The plasma phase, in which atoms are partly or completely ionized, is frequently mentioned on one more phase, on equal footing with the three phases listed above, but one has to remember that in contrast to them, a typical electroneutral plasma consists of particles of two very different sorts – positive ions and electrons.

² Such classification schemes, started by Paul Ehrenfest in the early 1930s, have been repeatedly modified to accommodate new results for particular systems, and by now only the “first-order phase transition” is still a generally accepted term, but with a definition different from the original one.

³ For example, for water the latent heat of vaporization at the ambient pressure is as high as $\sim 2.2 \times 10^6$ J/kg, i.e. ~ 0.4 eV per molecule, making this ubiquitous liquid indispensable for effective fire fighting. (The latent heat of water ice’s melting is an order of magnitude lower.)

why I will follow the tradition to discuss the first-order phase transitions using a simple phenomenological model suggested in 1873 by Johannes Diderik van der Waals.

For its introduction, it is useful to recall that in Sec. 3.5 we have derived Eq. (3.99) – the equation of state for a classical gas of weakly interacting particles, which takes into account (albeit approximately) both interaction components necessary for a realistic description of gas condensation/liquefaction: the long-range attraction of the particles and their short-range repulsion. Let us rewrite that result as follows:

$$P + a \frac{N^2}{V^2} = \frac{NT}{V} \left(1 + \frac{Nb}{V} \right). \quad (4.1)$$

As we saw at the derivation of this formula, the physical meaning of the constant b is the effective volume of space taken by a particle pair collision – see Eq. (3.96). The relation (1) is quantitatively valid only if the second term in the parentheses is small, $Nb \ll V$, i.e. if the total volume excluded from particles' free motion because of their collisions is much smaller than the whole volume V . In order to describe the condensed phase (which I will call “liquid”⁴), we need to generalize this relation to the case $Nb \sim V$. Since the effective volume left for particles' motion is $V - Nb$, it is very natural to make the following replacement: $V \rightarrow V - Nb$, in the equation of state of the ideal gas. If we also keep on the left-hand side the term aN^2/V^2 , which describes the long-range attraction of particles, we get the *van der Waals equation* of state:

$$P + a \frac{N^2}{V^2} = \frac{NT}{V - Nb}. \quad (4.2)$$

Van der
Waals
equation

One advantage of this simple model is that in the rare gas limit, $Nb \ll V$, it reduces back to the microscopically-justified Eq. (1). (To verify this, it is sufficient to Taylor-expand the right-hand side of Eq. (2) in small $Nb/V \ll 1$, and retain only two leading terms.) Let us explore the basic properties of this model.

It is frequently convenient to discuss any equation of state in terms of its isotherms, i.e. the $P(V)$ curves plotted at constant T . As Eq. (2) shows, in the van der Waals model such a plot depends on four parameters: a , b , N , and T , complicating general analysis of the model. To simplify the task, it is convenient to introduce dimensionless variables: pressure $p \equiv P/P_c$, volume $v \equiv V/V_c$, and temperature $t \equiv T/T_c$, normalized to their so-called *critical values*,

$$P_c \equiv \frac{1}{27} \frac{a}{b^2}, \quad V_c \equiv 3Nb, \quad T_c \equiv \frac{8}{27} \frac{a}{b}, \quad (4.3)$$

whose meaning will be clear in a minute. In this notation, Eq. (2) acquires the following form,

$$p + \frac{3}{v^2} = \frac{8t}{3v-1}, \quad (4.4)$$

so that the normalized isotherms $p(v)$ depend on only one parameter, the normalized temperature t – see Fig. 1.

⁴ Due to the phenomenological character of the van der Waals model, one cannot say for sure whether the condensed phase it predicts corresponds to a liquid or a solid. However, in most real substances at ambient conditions, gas coexists with liquid, hence the name.

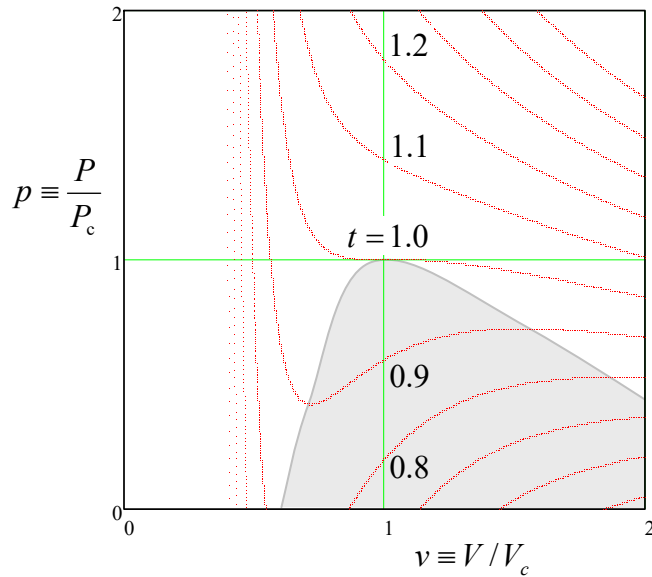


Fig. 4.1. The van der Waals equation of state, plotted on the $[p, v]$ plane for several values of the reduced temperature $t \equiv T/T_c$. Shading shows the single-phase instability range in that $(\partial P/\partial V)_T > 0$.

The most important property of these plots is that the isotherms have qualitatively different shapes in two temperature regions. At $t > 1$, i.e. $T > T_c$, pressure increases monotonically at gas compression (qualitatively, as in an ideal classical gas, with $P = NT/V$, to which the van der Waals system tends at $T \gg T_c$), i.e. with $(\partial P/\partial V)_T < 0$ at all points of the isotherm.⁵ However, below the critical temperature T_c , any isotherm features a segment with $(\partial P/\partial V)_T > 0$. It is easy to understand that, as least in a constant-pressure experiment (see, for example, Fig. 1.5),⁶ these segments describe a mechanically unstable equilibrium. Indeed, if due to a random fluctuation, the volume deviated upward from the equilibrium value, the pressure would also increase, forcing the environment (say, the heavy piston in Fig. 1.5) to allow further expansion of the system, leading to even higher pressure, etc. A similar deviation of volume downward would lead to a similar avalanche-like decrease of the volume. Such avalanche instability would develop further and further until the system has reached one of the stable branches with a negative slope $(\partial P/\partial V)_T$. In the range where the single-phase equilibrium state is unstable, the system as a whole may be stable only if it consists of the two phases (one with a smaller, and another with a higher density $n = N/V$) that are described by the two stable branches – see Fig. 2.

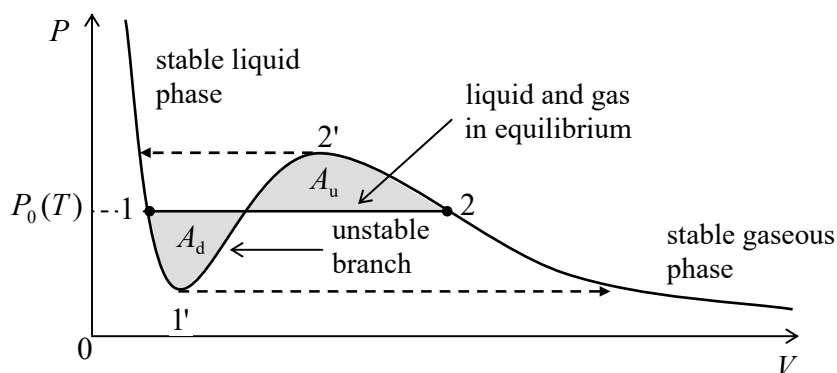


Fig. 4.2. Phase equilibrium at $T < T_c$ (schematically).

⁵ The special choice of numerical coefficients in Eq. (3) makes the border between these two regions to take place exactly at $t = 1$, i.e. at the temperature equal to T_c , with the critical point's coordinates equal to P_c and V_c .

⁶ Actually, this assumption is not crucial for our analysis of mechanical stability, because if a fluctuation takes place in a small part of the total volume V , its other parts play the role of pressure-fixing environment.

In order to understand the basic properties of this two-phase system, let us recall the general conditions of the thermodynamic equilibrium of two systems, which have been discussed in Chapter 1:

$$T_1 = T_2 \text{ (thermal equilibrium),} \quad (4.5)$$

$$\mu_1 = \mu_2 \text{ (“chemical” equilibrium),} \quad (4.6)$$

the latter condition meaning that the average energy of a single (“probe”) particle in both systems has to be the same. To those, we should add the evident condition of mechanical equilibrium,

$$P_1 = P_2 \text{ (mechanical equilibrium),} \quad (4.7)$$

which immediately follows from the balance of normal forces exerted on an inter-phase boundary.

If we discuss isotherms, Eq. (5) is fulfilled automatically, while Eq. (7) means that the effective isotherm $P(V)$ describing a two-phase system should be a horizontal line – see Fig. 2:

$$P = P_0(T). \quad (4.8)$$

Along this line,⁷ internal properties of each phase do not change; only the particle distribution is: it evolves gradually from all particles being in the liquid phase at point 1 to all particles being in the gas phase at point 2.⁸ In particular, according to Eq. (6), the chemical potentials μ of the phases should be equal at each point of the horizontal line (8). This fact enables us to find the line’s position: it has to connect points 1 and 2 in that the chemical potentials of the two phases are equal to each other. Let us recast this condition as

$$\int_1^2 d\mu = 0, \quad \text{i.e.} \quad \int_1^2 dG = 0, \quad (4.9)$$

where the integral may be taken along the single-phase isotherm. (For this mathematical calculation, the mechanical instability of states on some part of this curve is not important.) By its construction, along that curve, $N = \text{const}$ and $T = \text{const}$, so that according to Eq. (1.53c), $dG = -SdT + VdP + \mu dN$, for a slow (reversible) change, $dG = VdP$. Hence Eq. (9) yields

$$\int_1^2 VdP = 0. \quad (4.10)$$

This equality means that in Fig. 2, the shaded areas A_d and A_u should be equal.⁹

⁷ Frequently, $P_0(T)$ is called the *saturated vapor pressure*.

⁸ A natural question: is the two-phase state with $P = P_0(T)$ the only state existing between points 1 and 2? Indeed, the branches 1-1' and 2-2' of the single-phase isotherm also have negative derivatives $(\partial P/\partial V)_T$ and hence are mechanically stable with respect to small perturbations. However, these branches are actually *metastable*, i.e. have larger Gibbs energy per particle (i.e. μ) than the counterpart phase and are hence unstable to *larger* perturbations – such as foreign microparticles (say, dust), protrusions on the confining walls, etc. In very controlled conditions, these single-phase “superheated” and “supercooled” states can survive almost all the way to the zero-derivative points 1' and 2', leading to sudden jumps of the system into the counterpart phase. (At fixed pressure, such jumps go as shown by dashed lines in Fig. 2.) In particular, at the atmospheric pressure, purified water may be supercooled to almost -50°C , and superheated to nearly $+270^\circ\text{C}$. However, at more realistic conditions, perturbations result in the two-phase coexistence formation close to points 1 and 2.

⁹ This *Maxwell equal-area rule* (also called “Maxwell’s construct”) was suggested by J. C. Maxwell in 1875 using more complex reasoning.

As the same Fig. 2 figure shows, the Maxwell rule may be rewritten in a different form,

Maxwell
equal-area
rule

$$\int_1^2 [P - P_0(T)] dV = 0. \quad (4.11)$$

which is more convenient for analytical calculations than Eq. (10) if the equation of state may be explicitly solved for P – as it is in the van der Waals model (2). Such calculation (left for the reader's exercise) shows that for that model, the temperature dependence of the saturated vapor pressure at low T is exponential,¹⁰

$$P_0(T) \propto P_c \exp\left\{-\frac{\Delta}{T}\right\}, \quad \text{with } \Delta = \frac{a}{b} \equiv \frac{27}{8} T_c, \quad \text{for } T \ll T_c, \quad (4.12)$$

corresponding very well to the physical picture of particle's thermal activation from a potential well of depth Δ .

The signature parameter of a first-order phase transition, the latent heat of evaporation

Latent
heat:
definition

$$\Lambda \equiv \int_1^2 dQ, \quad (4.13)$$

may also be found by a similar integration along the single-phase isotherm. Indeed, using Eq. (1.19), $dQ = TdS$, we get

$$\Lambda = \int_1^2 TdS = T(S_2 - S_1). \quad (4.14)$$

Let us express the right-hand side of Eq. (14) via the equation of state. For that, let us take the full derivative of both sides of Eq. (6) over temperature, considering the value of $G = N\mu$ for each phase as a function of P and T , and taking into account that according to Eq. (7), $P_1 = P_2 = P_0(T)$:

$$\left(\frac{\partial G_1}{\partial T}\right)_P + \left(\frac{\partial G_1}{\partial P}\right)_T \frac{dP_0}{dT} = \left(\frac{\partial G_2}{\partial T}\right)_P + \left(\frac{\partial G_2}{\partial P}\right)_T \frac{dP_0}{dT}. \quad (4.15)$$

According to the first of Eqs. (1.39), the partial derivative $(\partial G/\partial T)_P$ is just minus the entropy, while according to the second of those equalities, $(\partial G/\partial P)_T$ is the volume. Thus Eq. (15) becomes

$$-S_1 + V_1 \frac{dP_0}{dT} = -S_2 + V_2 \frac{dP_0}{dT}. \quad (4.16)$$

Solving this equation for $(S_2 - S_1)$, and plugging the result into Eq. (14), we get the following *Clapeyron-Clausius formula*:

Clapeyron-
Clausius
formula

$$\Lambda = T(V_2 - V_1) \frac{dP_0}{dT}. \quad (4.17)$$

For the van der Waals model, this formula may be readily used for the analytical calculation of Λ in two limits: $T \ll T_c$ and $(T_c - T) \ll T_c$ – the exercises left for the reader. In the latter limit, $\Lambda \propto (T_c - T)^{1/2}$, naturally vanishing at the critical temperature.

¹⁰ It is fascinating how well is this Arrhenius exponent hidden in the polynomial van der Waals equation (2)!

Finally, some important properties of the van der Waals' model may be revealed more easily by looking at the set of its isochores $P = P(T)$ for $V = \text{const}$, rather than at the isotherms. Indeed, as Eq. (2) shows, all single-phase isochores are straight lines. However, if we interrupt these lines at the points when the single phase becomes metastable, and complement them with the (very nonlinear!) dependence $P_0(T)$, we get the pattern (called the *phase diagram*) shown schematically in Fig. 3a.

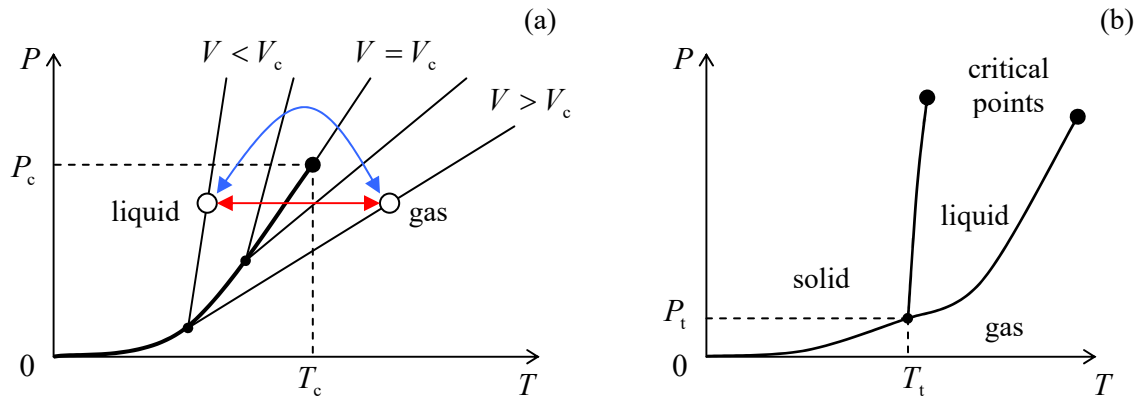


Fig. 4.3. (a) Van der Waals model's isochores, the saturated gas pressure diagram, and the critical point, and (b) the phase diagram of a typical three-phase system (all schematically).

At this plot, one more meaning of the critical point $\{P_c, T_c\}$ becomes very vivid. At fixed pressure $P < P_c$, the liquid and gaseous phases are clearly separated by the saturated pressure line $P_0(T)$, so if we achieve the transition between the phases just by changing temperature (see the red horizontal line in Fig. 3a), we have to pass through the phase equilibrium point, being delayed there to either give to the system the latent heat or take it out. However, if we perform the transition between the same initial and final points by changing both the pressure and temperature, going around the critical point (see the blue line in Fig. 3a), no definite point of transition may be observed: the substance stays in a single phase, and it is a subjective judgment of the observer in which region that phase should be called the liquid, and in which region – the gas. For water, the critical point corresponds to the temperature of 647 K (374°C), and $P_c \approx 22.1$ MPa (i.e. ~ 200 bars), so that a lecture demonstration of its critical behavior would require substantial safety precautions. This is why such demonstrations are typically carried out with other substances such as either diethyl ether,¹¹ with its much lower T_c (194°C) and P_c (3.6 MPa), or the now-infamous carbon dioxide CO_2 , with even lower T_c (31.1°C), though higher P_c (7.4 MPa). Though these substances are colorless and clear in both gas and liquid phases, their separation (by gravity) is still visible, due to small differences in the optical refraction coefficient, at $P < P_c$, but not above P_c .¹²

Thus, in the van der Waals model, two phases may coexist, though only at certain conditions – in particular, $T < T_c$. Now a natural, more general question is whether the coexistence of more than two

¹¹ $(\text{CH}_3\text{-CH}_2)\text{-O-(CH}_2\text{-CH}_3)$, historically the first popular general anesthetic.

¹² It is interesting that very close to the critical point the substance suddenly becomes opaque – in the case of ether, whitish. The qualitative explanation of this effect, called the *critical opalescence*, is simple: at this point, the difference of the Gibbs energies per particle (i.e. the chemical potentials) of the two phases becomes so small that unavoidable thermal fluctuations lead to spontaneous appearance and disappearance of relatively large (a-few- μm -scale) single-phase regions in all the volume. A large concentration of boundaries of such randomly-shaped regions leads to strong light scattering.

phases of the same substance is possible. For example, can the water ice, the liquid water, and the water vapor (steam) all be in thermodynamic equilibrium? The answer is essentially given by Eq. (6). From thermodynamics, we know that for a uniform system (i.e. a single phase), pressure and temperature completely define the chemical potential $\mu(P, T)$. Hence, dealing with two phases, we had to satisfy just *one* chemical equilibrium condition (6) for *two* common arguments P and T . Evidently, this leaves us with one extra degree of freedom, so that the two-phase equilibrium is possible within a certain range of P at fixed T (or vice versa) – see again the horizontal line in Fig. 2 and the bold line in Fig. 3a. Now, if we want *three* phases to be in equilibrium, we need to satisfy *two* equations for these variables:

$$\mu_1(P, T) = \mu_2(P, T) = \mu_3(P, T). \quad (4.18)$$

Typically, the functions $\mu(P, T)$ are monotonic, so that the two equations (18) have just one solution, the so-called *triple point* $\{P_t, T_t\}$. Of course, the triple point $\{P_t, T_t\}$ of equilibrium between *three* phases should not be confused with the critical points $\{P_c, T_c\}$ of transitions between each of *two*-phase pairs. Fig. 3b shows, *very* schematically, their relation for a typical three-phase system solid-liquid-gas. For example, water, ice, and water vapor are at equilibrium at a triple point corresponding to $P_t \approx 0.612$ kPa¹³ and $T_t = 273.16$ K. The practical importance of this particular temperature point is that by an international agreement it has been accepted for the definition of not only the Kelvin temperature scale, but also of the Celsius scale's reference, as 0.01°C , so that the absolute temperature zero corresponds to exactly -273.15°C .¹⁴ More generally, triple points of purified simple substances (such as H_2 , N_2 , O_2 , Ar, Hg, and H_2O) are broadly used for thermometer calibration, defining the so-called *international temperature scales* including the currently accepted scale ITS-90.

This analysis may be readily generalized to multi-component systems consisting of particles of several (say, L) sorts.¹⁵ If such a mixed system is in a single phase, i.e. is macroscopically uniform, its chemical potential may be defined by a natural generalization of Eq. (1.53c):

$$dG = -SdT + VdP + \sum_{l=1}^L \mu^{(l)} dN^{(l)}. \quad (4.19)$$

The last term reflects the fact that usually, each single phase is not a pure chemical substance, but has certain concentrations of all other components, so that $\mu^{(l)}$ may depend not only on P and T but also on the *concentrations* $c^{(l)} \equiv N^{(l)}/N$ of particles of each sort. If the total number N of particles is fixed, the number of independent concentrations is $(L - 1)$. For the chemical equilibrium of R phases, all R values of $\mu_r^{(l)}$ ($r = 1, 2, \dots, R$) have to be equal for particles of each sort: $\mu_1^{(l)} = \mu_2^{(l)} = \dots = \mu_R^{(l)}$, with each $\mu_r^{(l)}$ depending on $(L - 1)$ concentrations $c_r^{(l)}$, and also on P and T . This requirement gives $L(R - 1)$ equations for $(L - 1)R$ concentrations $c_r^{(l)}$, plus two common arguments P and T , i.e. for $[(L - 1)R + 2]$ independent variables. This means that the number of phases has to satisfy the limitation

$$L(R - 1) \leq (L - 1)R + 2, \quad \text{i.e. } R \leq L + 2, \quad (4.20)$$

Gibbs
phase
rule

¹³ Please note that for water, P_t is much lower than the normal atmospheric pressure (101.325 kPa).

¹⁴ Note the recent (2018) re-definition of the “legal” kelvin via joule (see, appendix CA: *Selected Physical Constants*); however, the new definition is compatible, within experimental accuracy, with that mentioned above.

¹⁵ Perhaps the most practically important example is the air/water system. For its detailed discussion, based on Eq. (19), the reader may be referred, e.g., to Sec. 3.9 in F. Schwabl, *Statistical Mechanics*, Springer (2000). Other important applications include liquid solutions, and metallic *alloys* – solid solutions of metal elements.

where the equality sign may be reached in just one point in the whole parameter space. This is the *Gibbs phase rule*. As a sanity check, for a single-component system, $L = 1$, the rule yields $R \leq 3$ – exactly the result we have already discussed.

4.2. Continuous phase transitions

As Fig. 2 illustrates, if we fix pressure P in a system with a first-order phase transition, and start changing its temperature, then the complete crossing of the transition-point line, defined by the equation $P_0(T) = P$, requires the insertion (or extraction) some non-zero latent heat Λ . Eqs. (14) and (17) show that Λ is directly related to non-zero differences between the entropies and volumes of the two phases (at the same pressure). As we know from Chapter 1, both S and V may be represented as the first derivatives of appropriate thermodynamic potentials. This is why P. Ehrenfest called such transitions, involving jumps of potentials' *first derivatives*, the *first-order* phase transitions.

On the other hand, there are phase transitions that have no first derivative jumps at the transition temperature T_c , so that the temperature point may be clearly marked, for example, by a jump of the *second* derivative of a thermodynamic potential – for example, the derivative $\partial C/\partial T$ which, according to Eq. (1.24), equals to $\partial^2 E/\partial T^2$. In the initial Ehrenfest classification, this was an example of a *second-order* phase transition. However, most features of such phase transitions are also pertinent to some systems in which the second derivatives of potentials are continuous as well. Due to this reason, I will use a more recent terminology (suggested in 1967 by M. Fisher), in which all phase transitions with $\Lambda = 0$ are called *continuous*.

Most (though not all) continuous phase transitions result from particle interactions. Here are some representative examples:

(i) At temperatures above ~ 490 K, the crystal lattice of barium titanate (BaTiO_3) is cubic, with a Ba ion in the center of each Ti-cornered cube (or vice versa) – see Fig. 4a. However, as the temperature is being lowered below that critical value, the sublattice of Ba ions starts moving along one of six sides of the TiO_3 sublattice, leading to a small deformation of both lattices – which become tetragonal. This is a typical example of a *structural transition*, in this particular case combined with a *ferroelectric transition*, because (due to the positive electric charge of the Ba ions) below the critical temperature the BaTiO_3 crystal acquires a spontaneous electric polarization even in the absence of external electric field.

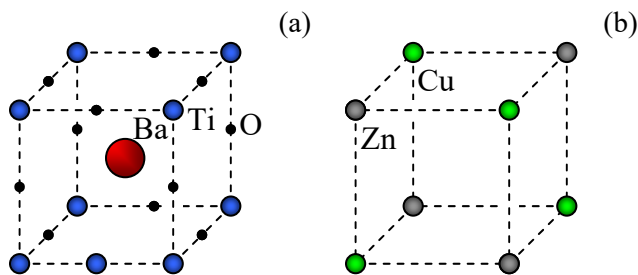


Fig. 4.4. Single cells of crystal lattices of (a) BaTiO_3 and (b) CuZn .

(ii) A different kind of phase transition happens, for example, in $\text{Cu}_x\text{Zn}_{1-x}$ alloys – so-called *brasses*. Their crystal lattice is always cubic, but above certain critical temperature T_c (which depends on x) any of its nodes may be occupied by either a copper or a zinc atom, at random. At $T < T_c$, a trend toward ordered atom alternation arises, and at low temperatures, the atoms are fully ordered, as shown in Fig. 4b for the stoichiometric case $x = 0.5$. This is a good example of an *order-disorder* transition.

(iii) At *ferromagnetic* transitions (such as the one taking place, for example, in Fe at 1,388 K) and *antiferromagnetic* transitions (e.g., in MnO at 116 K), lowering of temperature below the critical value¹⁶ does not change atom positions substantially, but results in a partial ordering of atomic spins, eventually leading to their full ordering (Fig. 5).

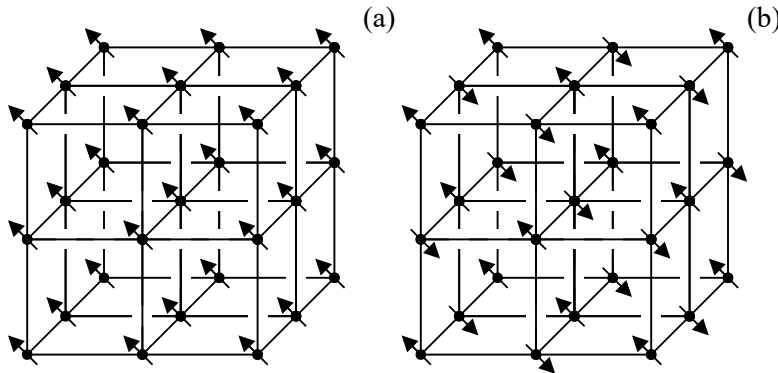


Fig. 4.5. Classical images of fully ordered phases: (a) a ferromagnet, and (b) an antiferromagnet.

Note that, as it follows from Eqs. (1.1)-(1.3), at ferroelectric transitions the role of pressure is played by the external electric field \mathcal{E} , and at the ferromagnetic transitions, by the external magnetic field \mathcal{H} . As we will see very soon, even in systems with continuous phase transitions, a gradual change of such an external field, at a fixed temperature, may induce jumps between metastable states, similar to those in systems with first-order phase transitions (see, e.g., the dashed arrows in Fig. 2), with non-zero decreases of the appropriate free energy.

Besides these standard examples, some other threshold phenomena, such as the formation of a coherent optical field in a laser, and even the self-excitation of oscillators with negative damping (see, e.g., CM Sec. 5.4), may be treated, at certain conditions, as continuous phase transitions.¹⁷

The general feature of all these transitions is the gradual formation, at $T < T_c$, of certain *ordering*, which may be characterized by some *order parameter* $\eta \neq 0$. The simplest example of such an order parameter is the magnetization at the ferromagnetic transitions, and this is why the continuous phase transitions are usually discussed on certain models of ferromagnetism. (I will follow this tradition, while mentioning in passing other important cases that require a substantial modification of the theory.) Most of such models are defined on an infinite 3D cubic lattice (see, e.g., Fig. 5), with evident generalizations to lower dimensions. For example, the *Heisenberg model* of a ferromagnet (suggested in 1928) is defined by the following Hamiltonian:

Heisenberg
model

$$\hat{H} = -J \sum_{\{k,k'\}} \hat{\sigma}_k \cdot \hat{\sigma}_{k'} - \sum_k \mathbf{h} \cdot \hat{\sigma}_k, \quad (4.21)$$

where $\hat{\sigma}_k$ is the Pauli vector operator¹⁸ acting on the k^{th} spin, and \mathbf{h} is the normalized external magnetic field:

¹⁶ For ferromagnets, this point is usually referred to as the *Curie temperature*, and for antiferromagnets, as the *Néel temperature*.

¹⁷ Unfortunately, I will have no time/space for these interesting (and practically important) generalizations, and have to refer the interested reader to the famous monograph by R. Stratonovich, *Topics in the Theory of Random Noise*, in 2 vols., Gordon and Breach, 1963 and 1967, and/or the influential review by H. Haken, *Ferstkörperprobleme* **10**, 351 (1970).

$$\mathbf{h} \equiv m_0 \mu_0 \mathcal{H} . \quad (4.22)$$

(Here m_0 is the magnitude of the spin's magnetic moment; for the Heisenberg model to be realistic, it should be of the order of the *Bohr magneton* $\mu_B \equiv eh/2m_e \approx 0.927 \times 10^{-23}$ J/T.) The figure brackets $\{j, j'\}$ in Eq. (21) denote the summation over the pairs of adjacent lattice sites, so that the magnitude of the constant J may be interpreted as the maximum coupling energy per “bond” between two adjacent particles. At $J > 0$, the coupling tries to keep spins aligned, i.e. to install the ferromagnetic ordering.¹⁹ The second term in Eq. (21) describes the effect of the external magnetic field, which tries to orient all spin magnetic moments along its direction.²⁰

However, even the Heisenberg model, while being rather approximate (in particular because its standard form (21) is only valid for spins- $1/2$), is still rather complex for analysis. This is why most theoretical results have been obtained for its classical twin, the *Ising model*:²¹

$$E_m = -J \sum_{\{k, k'\}} s_k s_{k'} - h \sum_k s_k . \quad (4.23)$$

Ising
model

Here E_m are the particular values of the system's energy in each of its 2^N possible states with all possible combinations of the binary classical variables $s_k = \pm 1$, while h is the normalized external magnetic field's magnitude – see Eq. (22). (Despite its classical character, the variable s_k , modeling the field-oriented Cartesian component of the real spin, is usually called “spin” for brevity, and I will follow this tradition.) Somewhat shockingly, even for this toy model, no exact analytical 3D solution that would be valid at arbitrary temperature has been found yet, and the solution of its 2D version by L. Onsager in 1944 (see Sec. 5 below) is still considered one of the top intellectual achievements of statistical physics. Still, Eq. (23) is very useful for the introduction of basic notions of continuous phase transitions, and methods of their analysis, so that for my brief discussion I will mostly use this model.²²

Evidently, if $T = 0$ and $h = 0$, the lowest possible energy,

$$E_{\min} = -JNd , \quad (4.24)$$

where d is the lattice dimensionality, is achieved in the “ferromagnetic” phase in which all spins s_k are equal to either $+1$ or -1 , so that $\langle s_k \rangle = \pm 1$ as well. On the other hand, at $J = 0$, the spins are independent, and if $h = 0$ as well, all s_k are completely random, with the 50% probability to take either of values ± 1 , so that $\langle s_k \rangle = 0$. Hence in the general case (with arbitrary J and h), we may use the average

$$\eta \equiv \langle s_k \rangle \quad (4.25)$$

Ising
model:
order
parameter

¹⁸ See, e.g., QM Sec. 4.4.

¹⁹ At $J < 0$, the first term of Eq. (21) gives a reasonable model of an antiferromagnet, but in this case, the external magnetic field effects are more subtle; I will not have time to discuss them.

²⁰ See, e.g., QM Eq. (4.163).

²¹ Named after Ernst Ising who explored the 1D version of the model in detail in 1925, though a similar model was discussed earlier (in 1920) by Wilhelm Lenz.

²² For more detailed discussions of phase transition theories (including other popular models of the ferromagnetic phase transition, e.g., the *Potts model*), see, e.g., either H. Stanley, *Introduction to Phase Transitions and Critical Phenomena*, Oxford U. Press, 1971; or A. Patashinskii and V. Pokrovskii, *Fluctuation Theory of Phase Transitions*, Pergamon, 1979; or B. McCoy, *Advanced Statistical Mechanics*, Oxford U. Press, 2010. For a very concise text, I can recommend J. Yeomans, *Statistical Mechanics of Phase Transitions*, Clarendon, 1992.

as a good measure of spin ordering, i.e. as the order parameter. Since in a real ferromagnet, each spin carries a magnetic moment, the order parameter η is proportional to the Cartesian component of the system's magnetization, in the direction of the applied magnetic field.

Now that the Ising model gave us a very clear illustration of the order parameter, let me use this notion for quantitative characterization of continuous phase transitions. Due to the difficulty of theoretical analyses of most models of the transitions at arbitrary temperatures, their theoretical discussions are focused mostly on a close vicinity of the critical point T_c . Both experiment and theory show that in the absence of an external field, the function $\eta(T)$ is close to a certain power,

$$\eta \propto \tau^\beta, \quad \text{for } \tau > 0, \text{ i.e. } T < T_c, \quad (4.26)$$

of the small deviation from the critical temperature – which is conveniently normalized as

$$\tau \equiv \frac{T_c - T}{T_c}. \quad (4.27)$$

Remarkably, most other key variables follow a similar temperature behavior, with *critical exponents* being the same for both signs of τ . In particular, the heat capacity at a fixed magnetic field behaves as²³

$$c_h \propto |\tau|^{-\alpha}. \quad (4.28)$$

Similarly, the (normalized) low-field *susceptibility*²⁴

$$\chi \equiv \left. \frac{\partial \eta}{\partial h} \right|_{h=0} \propto |\tau|^{-\gamma}. \quad (4.29)$$

Two other important critical exponents, ζ and ν , describe the temperature behavior of the *correlation function* $\langle s_k s_{k'} \rangle$, whose dependence on the distance $r_{kk'}$ between two spins may be well fitted by the following law,

$$\langle s_k s_{k'} \rangle \propto \frac{1}{r_{kk'}^{d-2+\zeta}} \exp\left\{-\frac{r_{kk'}}{r_c}\right\}, \quad (4.30)$$

with the *correlation radius*

$$r_c \propto |\tau|^{-\nu}. \quad (4.31)$$

Finally, three more critical exponents, usually denoted ε , δ , and μ , describe the external field dependences of, respectively, c , η_z and r_c at $\tau > 0$. For example, δ is defined as

$$\eta \propto h^{1/\delta}. \quad (4.32)$$

(Other field exponents are used less frequently, and for their discussion, the interested reader is referred to the special literature that was cited above.)

The leftmost column of Table 1 shows the ranges of experimental values of the critical exponents for various 3D physical systems featuring continuous phase transitions. One can see that their values vary from system to system, leaving no hope for a universal theory that would describe them all

²³ The forms of this and other functions of τ are selected to make all critical exponents non-negative.

²⁴ In most models of ferromagnetic phase transitions, this variable is proportional to the genuine low-field magnetic susceptibility χ_m of the material – see, e.g., EM Eq. (5.111).

exactly. However, certain combinations of the exponents are much more reproducible – see the four bottom lines of the table.

Table 4.1. Major critical exponents of continuous phase transitions

Exponents and combinations	Experimental range (3D) ^(a)	Landau's theory	2D Ising model	3D Ising model	3D Heisenberg Model ^(d)
α	0 – 0.14	0 ^(b)	^(c)	0.12	–0.14
β	0.32 – 0.39	1/2	1/8	0.31	0.3
γ	1.3 – 1.4	1	7/4	1.25	1.4
δ	4-5	3	15	5	?
ν	0.6 – 0.7	1/2	1	0.64	0.7
ζ	0.05	0	1/4	0.05	0.04
$(\alpha + 2\beta + \gamma)/2$	1.00 ± 0.005	1	1	1	1
$\delta - \gamma/\beta$	0.93 ± 0.08	1	1	1	?
$(2 - \zeta)\nu/\gamma$	1.02 ± 0.05	1	1	1	1
$(2 - \alpha)/\nu d$?	$4/d$	1	1	1

^(a) Experimental data are from the monograph by A. Patashinskii and V. Pokrovskii, cited above.

^(b) Discontinuity at $\tau = 0$ – see below.

^(c) Instead of following Eq. (28), in this case c_h diverges as $\ln|\tau|$.

^(d) With the order parameter η defined as $\langle \sigma_j \cdot \mathcal{B} \rangle / \mathcal{B}$.

Historically the first (and perhaps the most fundamental) of these *universal relations* was derived in 1963 by J. Essam and M. Fisher:

$$\alpha + 2\beta + \gamma = 2. \quad (4.33)$$

It may be proved, for example, by finding the temperature dependence of the magnetic field value, h_τ , that changes the order parameter by the same amount as a finite temperature deviation $\tau > 0$ gives at $h = 0$. Comparing Eqs. (26) and (29), we get

$$h_\tau \propto \tau^{\beta+\gamma}. \quad (4.34)$$

By the physical sense of h_τ , we may expect that such a field has to affect the system's free energy F by an amount comparable to the effect of a bare temperature change τ . Ensemble-averaging the last term of Eq. (23) and using the definition (25) of the order parameter η , we see that the change of F (per particle) due to the field equals $-h_\tau \eta$ and, according to Eq. (26), scales as $h_\tau \tau^\beta \propto \tau^{(2\beta+\gamma)}$.²⁵

²⁵ As was already discussed in Secs. 1.4 and 2.4, there is some dichotomy of terminology for free energies in literature. In models (21) and (23), the magnetic field effects are accounted for at the microscopic level, by the inclusion of the corresponding term into each particular value E_m . From this point of view, the list of macroscopic variables in these systems does not include either P and V or their magnetic analogs, so that we may take $G \equiv F +$

In order to estimate the thermal effect on F , let me first elaborate a bit more on the useful thermodynamic formula already mentioned in Sec. 1.3:

$$C_X = T \left(\frac{\partial S}{\partial T} \right)_X, \quad (4.35)$$

where X means the variable(s) maintained constant at the temperature variation. In the standard “ P - V ” thermodynamics, we may use Eqs. (1.35) for $X = V$, and Eqs. (1.39) for $X = P$, to write

$$C_V = T \left(\frac{\partial S}{\partial T} \right)_{V,N} = -T \left(\frac{\partial^2 F}{\partial T^2} \right)_{V,N}, \quad C_P = T \left(\frac{\partial S}{\partial T} \right)_{P,N} = -T \left(\frac{\partial^2 G}{\partial T^2} \right)_{P,N}. \quad (4.36)$$

As was just discussed, in the ferromagnetic models of the type (21) or (23), at a constant field h , the role of G is played by F , so that Eq. (35) yields

$$C_h = T \left(\frac{\partial S}{\partial T} \right)_{h,N} = -T \left(\frac{\partial^2 F}{\partial T^2} \right)_{h,N}. \quad (4.37)$$

The last form of this relation means that F may be found by double integration of $(-C_h/T)$ over temperature. With Eq. (28) for $c_h \propto C_h$, this means that near T_c , the free energy scales as the double integral of $c_h \propto \tau^{-\alpha}$ over τ . In the limit $\tau \ll 1$, the factor T may be treated as a constant; as a result, the change of F due to $\tau > 0$ alone scales as $\tau^{2-\alpha}$. Requiring this change to be proportional to the same power of τ as the field-induced part of the energy, we finally get the Essam-Fisher relation (33).

Using similar reasoning, it is straightforward to derive a few other universal relations of critical exponents, including the *Widom relation*,

$$\delta - \frac{\gamma}{\beta} = 1, \quad (4.38)$$

very similar relations for other high-field exponents ε and μ (which I do not have time to discuss), and the *Fisher relation*

$$\nu(2 - \zeta) = \gamma. \quad (4.39)$$

A slightly more complex reasoning, involving the so-called *scaling hypothesis*, yields the following dimensionality-dependent *Josephson relation*

$$\nu d = 2 - \alpha. \quad (4.40)$$

The second column of Table 1 shows that at least three of these relations are in a very reasonable agreement with experiment, so that we may use their set as a testbed for various theoretical approaches to continuous phase transitions.

4.3. Landau’s mean-field theory

The highest-level approach to continuous phase transitions, formally not based on any particular microscopic model (though in fact implying either the Ising model (23) or one of its siblings), is the *mean-field theory* developed in 1937 by L. Landau, on the basis of prior ideas by P. Weiss – to be

$PV = F + \text{const}$, and the equilibrium (at fixed h , T and N) corresponds to the minimum of the *Helmholtz* free energy F .

discussed in the next section. The main idea of this phenomenological approach is to represent the free energy's change ΔF at the phase transition as an explicit function of the order parameter η (25). Since at $T \rightarrow T_c$, the order parameter has to tend to zero, this change,

$$\Delta F \equiv F(T) - F(T_c), \quad (4.41)$$

may be expanded into the Taylor series in η , and only a few, most important first terms of that expansion retained. In order to keep the symmetry between two possible signs of the order parameter (i.e. between two possible spin directions in the Ising model) in the absence of external field, at $h = 0$ this expansion should include only even powers of η :

$$\Delta f|_{h=0} \equiv \frac{\Delta F}{V}|_{h=0} = A(T)\eta^2 + \frac{1}{2}B(T)\eta^4 + \dots, \quad \text{at } T \approx T_c. \quad (4.42)$$

As Fig. 6 shows, at $A(T) < 0$, and $B(T) > 0$, these two terms are sufficient to describe the minimum of the free energy at $\eta^2 > 0$, i.e. to calculate stationary values of the order parameter; this is why Landau's theory ignores higher terms of the Taylor expansion – which are much smaller at $\eta \rightarrow 0$.

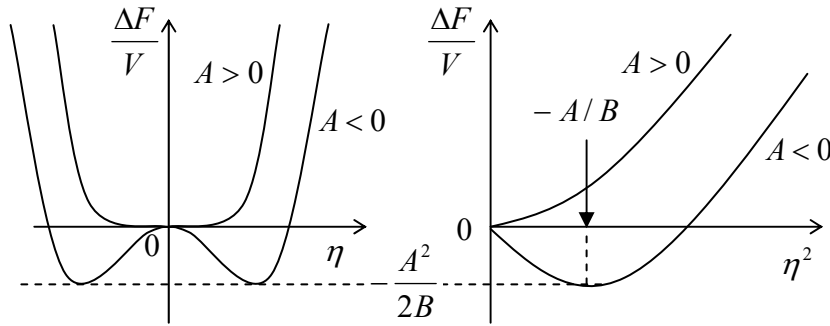


Fig. 4.6. The Landau free energy (42) as a function of (a) η and (b) η^2 , for two signs of the coefficient $A(T)$, both for $B(T) > 0$.

Now let us discuss the temperature dependencies of the coefficients A and B . As Eq. (42) shows, first of all, the coefficient $B(T)$ has to be positive for any sign of $\tau \propto (T_c - T)$, to ensure the equilibrium at a finite value of η^2 . Thus, it is reasonable to ignore the temperature dependence of B near the critical temperature altogether, i.e. use the approximation

$$B(T) = b > 0. \quad (4.43)$$

On the other hand, as Fig. 6 shows, the coefficient $A(T)$ has to change sign at $T = T_c$, to be positive at $T > T_c$ and negative at $T < T_c$, to ensure the transition from $\eta = 0$ at $T > T_c$ to a certain non-zero value of the order parameter at $T < T_c$. Assuming that A is a smooth function of temperature, we may approximate it by the leading term of its Taylor expansion in τ :

$$A(T) = -a\tau, \quad \text{with } a > 0, \quad (4.44)$$

so that Eq. (42) becomes

$$\Delta f|_{h=0} = -a\tau\eta^2 + \frac{1}{2}b\eta^4. \quad (4.45)$$

In this rudimentary form, the Landau theory may look almost trivial, and its main strength is the possibility of its straightforward extension to the effects of the external field and of spatial variations of the order parameter. First, as the field terms in Eqs. (21) or (23) show, the applied field gives such

systems, on average, the energy addition of $-h\eta$ per particle, i.e. $-nh\eta$ per unit volume, where n is the particle density. Second, since according to Eq. (31) (with $\nu > 0$, see Table 1) the correlation radius diverges at $\tau \rightarrow 0$, in this limit the spatial variations of the order parameter should be slow, $|\nabla\eta| \rightarrow 0$. Hence, the effects of the gradient on ΔF may be approximated by the first non-zero term of its expansion into the Taylor series in $(\nabla\eta)^2$.²⁶ As a result, Eq. (45) may be generalized as

Landau
theory:
free energy

$$\Delta F = \int \Delta f d^3r, \quad \text{with } \Delta f = -a\tau\eta^2 + \frac{1}{2}b\eta^4 - nh\eta + c(\nabla\eta)^2, \quad (4.46)$$

where c is a coefficient independent of η . To avoid the unphysical effect of spontaneous formation of spatial variations of the order parameter, that factor has to be positive at all temperatures and hence may be taken for a constant in a small vicinity of T_c – the only region where Eq. (46) may be expected to provide quantitatively correct results.

Let us find out what critical exponents are predicted by this phenomenological approach. First of all, we may find the equilibrium values of the order parameter from the condition of F having a minimum, $\partial F/\partial\eta = 0$. At $h = 0$, it is easier to use the equivalent equation $\partial F/\partial(\eta^2) = 0$, where F is given by Eq. (45) – see Fig. 6b. This immediately yields

$$|\eta| = \begin{cases} (a\tau/b)^{1/2}, & \text{for } \tau > 0, \\ 0, & \text{for } \tau < 0. \end{cases} \quad (4.47)$$

Comparing this result with Eq. (26), we see that in the Landau theory, $\beta = 1/2$. Next, plugging the result (47) back into Eq. (45), for the equilibrium (minimal) value of the free energy, we get

$$\Delta f = \begin{cases} -a^2\tau^2/2b, & \text{for } \tau > 0, \\ 0, & \text{for } \tau < 0. \end{cases} \quad (4.48)$$

From here and Eq. (37), the specific heat,

$$\frac{C_h}{V} = \begin{cases} a^2/bT_c, & \text{for } \tau > 0, \\ 0, & \text{for } \tau < 0, \end{cases} \quad (4.49)$$

has, at the critical point, a discontinuity rather than a singularity, so that we need to prescribe zero value to the critical exponent α .

In the presence of a uniform field, the equilibrium order parameter should be found from the condition $\partial f/\partial\eta = 0$ applied to Eq. (46) with $\nabla\eta = 0$, giving

$$\frac{\partial f}{\partial\eta} \equiv -2a\tau\eta + 2b\eta^3 - nh = 0. \quad (4.50)$$

In the limit of a small order parameter, $\eta \rightarrow 0$, the term with η^3 is negligible, and Eq. (50) gives

$$\eta = -\frac{nh}{2a\tau}, \quad (4.51)$$

²⁶ Historically, the last term belongs to the later (1950) extension of the theory by V. Ginzburg and L. Landau – see below.

so that according to Eq. (29), $\gamma = 1$. On the other hand, at $\tau = 0$ (or at relatively high fields at other temperatures), the cubic term in Eq. (50) is much larger than the linear one, and this equation yields

$$\eta = \left(\frac{nh}{2b} \right)^{1/3}, \quad (4.52)$$

so that comparison with Eq. (32) yields $\delta = 3$. Finally, according to Eq. (30), the last term in Eq. (46) scales as $c\eta^2/r_c^2$. (If $r_c \neq \infty$, the effects of the pre-exponential factor in Eq. (30) are negligible.) As a result, the gradient term's contribution is comparable²⁷ with the two leading terms in Δf (which, according to Eq. (47), are of the same order), if

$$r_c \approx \left(\frac{c}{a|\tau|} \right)^{1/2}, \quad (4.53)$$

so that according to the definition (31) of the critical exponent ν , in the Landau theory it is equal to $1/2$.

The third column in Table 1 summarizes the critical exponents and their combinations in Landau's theory. It shows that these values are somewhat out of the experimental ranges, and while some of their "universal" relations are correct, some are not; for example, the Josephson relation would be only correct at $d = 4$ (not the most realistic spatial dimensionality :-). The main reason for this disappointing result is that describing the spin interaction with the field, the Landau mean-field theory neglects spin randomness, i.e. fluctuations. Though a quantitative theory of fluctuations will be discussed only in the next chapter, we can readily perform their crude estimate. Looking at Eq. (46), we see that its first term is a quadratic function of the effective "half-degree of freedom", η . Hence per the equipartition theorem (2.28), we may expect that the average square of its thermal fluctuations, within a d -dimensional volume with a linear size of the order of r_c , should be of the order of $T/2$ (close to the critical temperature, $T_c/2$ is a good enough approximation):

$$a|\tau| \langle \tilde{\eta}^2 \rangle r_c^d \sim \frac{T_c}{2}. \quad (4.54)$$

In order to be negligible, the variance has to be small in comparison with the average $\eta^2 \sim a\tau/b$ – see Eq. (47). Plugging in the τ -dependences of the operands of this relation, and values of the critical exponents in the Landau theory, for $\tau > 0$ we get the so-called *Levanyuk-Ginzburg criterion* of its validity:

$$\frac{T_c}{2a\tau} \left(\frac{a\tau}{c} \right)^{d/2} \ll \frac{a\tau}{b}. \quad (4.55)$$

We see that for any realistic dimensionality, $d < 4$, at $\tau \rightarrow 0$ the order parameter's fluctuations grow faster than its average value, and hence the theory becomes invalid.

Thus the Landau mean-field theory is not a perfect approach to finding critical indices at continuous phase transitions in Ising-type systems with their next-neighbor interactions between the particles. Despite that fact, this theory is very much valued because of the following reason. Any long-range interactions between particles increase the correlation radius r_c , and hence suppress the order

²⁷ According to Eq. (30), the correlation radius may be interpreted as the distance at that the order parameter η relaxes to its equilibrium value, if it is deflected from that value at some point. Since the law of such spatial change may be obtained by a variational differentiation of F , for the actual relaxation law, all major terms of (46) have to be comparable.

parameter fluctuations. As one example, at laser self-excitation, the emerging coherent optical field couples essentially *all* photon-emitting particles in the electromagnetic cavity (resonator). As another example, in superconductors the role of the correlation radius is played by the Cooper-pair size ξ_0 , which is typically of the order of 10^{-6} m, i.e. much larger than the average distance between the pairs ($\sim 10^{-8}$ m). As a result, the mean-field theory remains valid at all temperatures besides an extremely small temperature interval near T_c – for bulk superconductors, of the order of 10^{-6} K.

Another strength of Landau's *classical* mean-field theory (46) is that it may be readily generalized for a description of Bose-Einstein condensates, i.e. *quantum* fluids. Of those generalizations, the most famous is the *Ginzburg-Landau theory* of superconductivity. It was developed in 1950, i.e. even before the microscopic-level explanation of this phenomenon by J. Bardeen, L. Cooper, and R. Schrieffer in 1956-57. In this theory, the real order parameter η is replaced with the modulus of a complex function ψ , physically the wavefunction of the coherent Bose-Einstein condensate of Cooper pairs. Since each pair carries the electric charge $q = -2e$ and has zero spin, it interacts with the magnetic field in a way different from that described by the Heisenberg or Ising models. Namely, as was already discussed in Sec. 3.4, in the magnetic field, the del operator ∇ in Eq. (46) has to be complemented with the term $-i(q/\hbar)\mathbf{A}$, where \mathbf{A} is the vector potential of the total magnetic field $\mathcal{B} = \nabla \times \mathbf{A}$, including not only the external magnetic field \mathcal{H} but also the field induced by the supercurrent itself. With the account for the well-known formula for the magnetic field energy, Eq. (46) is now replaced with

GL theory:
free energy

$$\Delta f = -a\tau|\psi|^2 + \frac{1}{2}b|\psi|^4 - \frac{\hbar^2}{2m} \left| \left(\nabla - i\frac{q}{\hbar}\mathbf{A} \right) \psi \right|^2 + \frac{\mathcal{B}^2}{2\mu_0}, \quad (4.56)$$

where m is a phenomenological coefficient rather than the actual particle's mass.

The variational minimization of the resulting Gibbs energy density $\Delta g \equiv \Delta f - \mu_0 \mathcal{H} \cdot \mathcal{M} \equiv \Delta f - \mathcal{H} \cdot \mathcal{B} + \text{const}^{28}$ over the variables ψ and \mathcal{B} (which is suggested for reader's exercise) yields two differential equations:

GL
equations

$$\frac{\nabla \times \mathcal{B}}{\mu_0} = q \frac{i\hbar}{2m} \left[\psi \left(\nabla - i\frac{q}{\hbar}\mathbf{A} \right) \psi^* - \text{c.c.} \right], \quad (4.57a)$$

$$a\tau\psi = b|\psi|^2\psi - \frac{\hbar^2}{2m} \left(\nabla - i\frac{q}{\hbar}\mathbf{A} \right)^2 \psi. \quad (4.57b)$$

The first of these *Ginzburg-Landau equations* (57a) should be no big surprise for the reader, because according to the Maxwell equations, in magnetostatics the left-hand side of Eq. (57a) has to be equal to the electric current density, while its right-hand side is the usual quantum-mechanical probability current density multiplied by q , i.e. the density \mathbf{j} of the electric current of the Cooper pair condensate. (Indeed, after plugging $\psi = n^{1/2} \exp\{i\phi\}$ into that expression, we come back to Eq. (3.84) which, as we already know, explains such macroscopic quantum phenomena as the magnetic flux quantization and the Meissner-Ochsenfeld effect.)

²⁸ As an immediate elementary sanity check of this relation, resulting from the analogy of Eqs. (1.1) and (1.3), the minimization of Δg in the absence of superconductivity ($\psi = 0$) gives the correct result $\mathcal{B} = \mu_0 \mathcal{H}$. Note that this account of the difference between Δf and Δg is necessary here because (unlike Eqs. (21) and (23)), the Ginzburg-Landau free energy (56) does not take into account the effect of the field on each particle directly.

However, Eq. (57b) is new for us – at least for this course.²⁹ Since the last term on its right-hand side is the standard wave-mechanical expression for the kinetic energy of a particle in the presence of a magnetic field,³⁰ if this term dominates that side of the equation, Eq. (57b) is reduced to the stationary Schrödinger equation $E\psi = \hat{H}\psi$, for the ground state of free Cooper pairs, with the total energy $E = a\tau$. However, in contrast to the usual (single-particle) Schrödinger equation, in which $|\psi|$ is determined by the normalization condition, the Cooper pair condensate density $n = |\psi|^2$ is determined by the thermodynamic balance of the condensate with the ensemble of “normal” (unpaired) electrons, which plays the role of the uncondensed part of the particles in the usual Bose-Einstein condensate – see Sec. 3.4. In Eq. (57b), such balance is enforced by the first term $b|\psi|^2\psi$ on the right-hand side. As we have already seen, in the absence of magnetic field and spatial gradients, such term yields $|\psi| \propto \tau^{1/2} \propto (T_c - T)^{1/2}$ – see Eq. (47).

As a parenthetic remark, from the mathematical standpoint, the term $b|\psi|^2\psi$, which is nonlinear in ψ , makes Eq. (57b) a member of the family of the so-called *nonlinear Schrödinger equations*. Another member of this family, important for physics, is the *Gross-Pitaevskii equation*,

$$a\tau\psi = b|\psi|^2\psi - \frac{\hbar^2}{2m}\nabla^2\psi + U(\mathbf{r})\psi, \quad (4.58)$$

Gross-Pitaevskii equation

which gives a reasonable (albeit approximate) description of gradient and field effects on Bose-Einstein condensates of electrically neutral atoms at $T \approx T_c$. The differences between Eqs. (58) and (57) reflect, first, the zero electric charge q of the atoms (so that Eq. (57a) becomes trivial) and, second, the fact that the atoms forming the condensates may be readily placed in external potentials $U(\mathbf{r}) \neq \text{const}$ (including the time-averaged potentials of optical traps – see EM Chapter 7), while in superconductors such potential profiles are much harder to create due to the screening of external electric and optical fields by conductors – see, e.g., EM Sec. 2.1.

Returning to the discussion of Eq. (57b), it is easy to see that its last term increases as either the external magnetic field or the density of current passed through a superconductor are increased, increasing the vector potential. In the Ginzburg-Landau equation, this *increase* is matched by a corresponding *decrease* of $|\psi|^2$, i.e. of the condensate density n , until it is completely suppressed. This balance describes the well-documented effect of superconductivity suppression by an external magnetic field and/or the supercurrent passed through the sample. Moreover, together with Eq. (57a), naturally describing the flux quantization (see Sec. 3.4), Eq. (57b) explains the existence of the so-called *Abrikosov vortices* – thin magnetic-field tubes, each carrying one quantum Φ_0 of magnetic flux – see Eq. (3.86). At the core part of the vortex, $|\psi|^2$ is suppressed (down to zero at its central line) by the persistent, dissipation-free current of the superconducting condensate, which circulates around the core and screens the rest of the superconductor from the magnetic field carried by the vortex.³¹ The penetration of such vortices into the so-called type-II superconductors enables them to sustain zero dc resistance up to very high magnetic fields of the order of 20 T, and as a result, to be used in very compact magnets – including those used for beam bending in particle accelerators.

Moreover, generalizing Eqs. (57) to the time-dependent case, just as it is done with the usual Schrödinger equation, one can describe other fascinating quantum macroscopic phenomena such as the

²⁹ It is discussed in EM Sec. 6.5.

³⁰ See, e.g., QM Sec. 3.1.

³¹ See, e.g., EM Sec. 6.5.

Josephson effects, including the generation of oscillations with frequency $\omega_J = (q/\hbar)\mathcal{V}$ by weak links between two superconductors, biased by dc voltage \mathcal{V} . Unfortunately, time/space restrictions do not allow me to discuss these effects in any detail in this course, and I have to refer the reader to special literature.³² Let me only note that in the limit $T \rightarrow T_c$, and for not extremely pure superconductor crystals (in which the so-called non-local transport phenomena may be important), the Ginzburg-Landau equations are exact, and may be derived (and their parameters T_c , a , b , q , and m determined) from the standard “microscopic” theory of superconductivity, based on the initial work by Bardeen, Cooper, and Schrieffer.³³ Most importantly, such derivation proves that $q = -2e$ – the electric charge of a single Cooper pair.

4.4. Ising model: The Weiss molecular-field theory

The Landau mean-field theory is phenomenological in the sense that even within the range of its validity, it tells us nothing about the value of the critical temperature T_c and other parameters (in Eq. (46), the coefficients a , b , and c), so that they have to be found from a particular “microscopic” model of the system under analysis. In this course, we would have time to discuss only the Ising model (23) for various dimensionalities d .

The most simplistic way to map this model on a mean-field theory is to assume that all spins are exactly equal, $s_k = \eta$, with an additional condition $\eta^2 \leq 1$, ignoring for a minute the fact that in the genuine Ising model, s_k may equal only $+1$ or -1 . Plugging this relation into Eq. (23), we get³⁴

$$F = -(NJd)\eta^2 - Nh\eta. \quad (4.59)$$

This energy is plotted in Fig. 7a as a function of η , for several values of h .

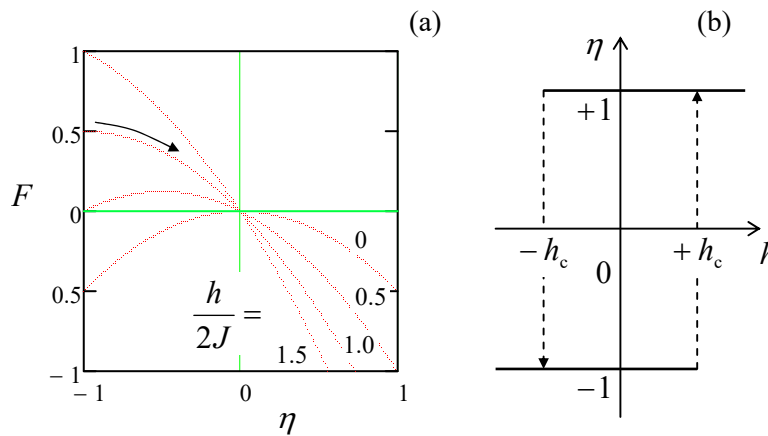


Fig. 4.7. Field dependences of (a) the free energy profile and (b) the order parameter (i.e. magnetization) in the crudest mean-field approach to the Ising model.

The plots show that at $h = 0$, the system may be in either of two stable states, with $\eta = \pm 1$, corresponding to two different spin directions (i.e. two different directions of magnetization), with equal

³² See, e.g., M. Tinkham, *Introduction to Superconductivity*, 2nd ed., McGraw-Hill, 1996. A short discussion of the Josephson effects and Abrikosov vortices may be found in QM Sec. 1.6 and EM Sec. 6.5 of this series.

³³ See, e.g., Sec. 45 in E. Lifshitz and L. Pitaevskii, *Statistical Physics*, Part 2, Pergamon, 1980.

³⁴ Since in this naïve approach we neglect the fluctuations of spin, i.e. their disorder, the assumption of full ordering implies $S = 0$, so that $F \equiv E - TS = E$, and we may use either notation for the system’s energy.

energy.³⁵ (Formally, the state with $\eta = 0$ is also stationary, because at this point $\partial F/\partial\eta = 0$, but it is unstable, because for the ferromagnetic interaction, $J > 0$, the second derivative $\partial^2 F/\partial\eta^2$ is always negative.)

As the external field is increased, it tilts the potential profile, and finally at the critical field,

$$h = h_c \equiv 2Jd, \quad (4.60)$$

the state with $\eta = -1$ becomes unstable, leading to the system's jump into the only remaining state with opposite magnetization, $\eta = +1$ – see the arrow in Fig. 7a. Application of the similar external field of the opposite polarity leads to the similar switching, back to $\eta = -1$, at the field $h = -h_c$, so that the full field dependence of η follows the hysteretic pattern shown in Fig. 7b.³⁶

Such a pattern is the most visible experimental feature of actual ferromagnetic materials, with the *coercive magnetic field* \mathcal{H}_c of the order of 10^3 A/m, and the *saturated* (or “remnant”) *magnetization* corresponding to fields \mathcal{B} of the order of a few teslas. The most important property of these materials, also called *permanent magnets*, is their stability, i.e. the ability to retain the history-determined direction of magnetization in the absence of an external field, for a very long time. In particular, this property is the basis of all magnetic systems for data recording, including the now-ubiquitous hard disk drives with their incredible information density, currently approaching 1 Terabit per square inch.³⁷

So, this simplest mean-field theory (59) does give a (crude) description of the ferromagnetic ordering. However, this theory grossly overestimates the stability of these states with respect to thermal fluctuations. Indeed, in this theory, there is no thermally-induced randomness at all, until T becomes comparable with the height of the energy barrier separating two stable states,

$$\Delta F \equiv F(\eta = 0) - F(\eta = \pm 1) = NJd, \quad (4.61)$$

which is proportional to the number of particles. At $N \rightarrow \infty$, this value diverges, and in this sense, the critical temperature is infinite, while numerical experiments and more refined theories of the Ising model show that actually its ferromagnetic phase is suppressed at $T > T_c \sim Jd$ – see below.

The accuracy of this theory may be dramatically improved by even an approximate account for thermally-induced randomness. In this approach (suggested in 1907 by Pierre-Ernest Weiss), called the *molecular-field theory*,³⁸ random deviations of individual spin values from the lattice average,

³⁵ The fact that the stable states always correspond to $\eta = \pm 1$, partly justifies the treatment, in this crude approximation, of the order parameter η as a continuous variable.

³⁶ Since these magnetization jumps are accompanied by (negative) jumps of the free energy F , they are sometimes called the first-order phase transitions. Note, however, that in this simple theory, these transitions are between two physically similar *fully-ordered* phases.

³⁷ For me, it was always shocking how little my graduate students knew about this fascinating (and very important) field of modern engineering, which involves so much interesting physics and fantastic electromechanical technology. For getting acquainted with it, I may recommend, for example, the monograph by C. Mee and E. Daniel, *Magnetic Recording Technology*, 2nd ed., McGraw-Hill, 1996.

³⁸ In some texts, this approximation is called the “mean-field theory”. This terminology may lead to confusion, because the molecular-field theory belongs to a different, deeper level of the theoretical hierarchy than, say, the (more phenomenological) Landau-style mean-field theories. For example, for a given microscopic model, the molecular-field approach may be used for the (approximate) calculation of the parameters a , b , and T_c participating in Eq. (46) – the starting point of the Landau theory.

$$\tilde{s}_k \equiv s_k - \eta, \quad \text{with } \eta \equiv \langle s_k \rangle, \quad (4.62)$$

are allowed, but considered small, $|\tilde{s}_k| \ll \eta$. This assumption allows us, after plugging the resulting expression $s_k = \eta + \tilde{s}_k$ to the first term on the right-hand side of Eq. (23),

$$E_m = -J \sum_{\{k,k'\}} (\eta + \tilde{s}_k)(\eta + \tilde{s}_{k'}) - h \sum_k s_k \equiv -J \sum_{\{k,k'\}} [\eta^2 + \eta(\tilde{s}_k + \tilde{s}_{k'}) + \tilde{s}_k \tilde{s}_{k'}] - h \sum_k s_k, \quad (4.63)$$

ignore the last term in the square brackets. Making the replacement (62) in the terms proportional to \tilde{s}_k , we may rewrite the result as

$$E_m \approx E_m' \equiv (NJd)\eta^2 - h_{\text{ef}} \sum_k s_k, \quad (4.64)$$

where h_{ef} is defined as the sum

$$h_{\text{ef}} \equiv h + (2Jd)\eta. \quad (4.65)$$

This sum may be interpreted as the *effective* external field, which takes into account (besides the genuine external field h) the effect that *would be* exerted on spin s_k by its $2d$ next neighbors if they all had non-fluctuating (but possibly continuous) spin values $s_{k'} = \eta$. Such addition to the external field,

$$h_{\text{mol}} \equiv h_{\text{ef}} - h = (2Jd)\eta, \quad (4.66)$$

Weiss
molecular
field

is called the *molecular field* – giving its name to the Weiss theory.

From the point of view of statistical physics, at fixed parameters of the system (including the order parameter η), the first term on the right-hand side of Eq. (64) is merely a constant energy offset, and h_{ef} is just another constant, so that

$$E_m' = \text{const} + \sum_k \varepsilon_k, \quad \text{with } \varepsilon_k = -h_{\text{ef}} s_k \equiv \begin{cases} -h_{\text{ef}}, & \text{for } s_k = +1, \\ +h_{\text{ef}}, & \text{for } s_k = -1. \end{cases} \quad (4.67)$$

Such separability of the energy means that in the molecular-field approximation the fluctuations of different spins are independent of each other, and their statistics may be examined individually, using the energy spectrum ε_k . But this is exactly the two-level system that was the subject of Problems 2.2-2.4. Actually, its statistics is so simple that it is easier to redo this fundamental problem starting from scratch, rather than to use the results of those exercises (which would require changing notation).

Indeed, according to the Gibbs distribution (2.58)-(2.59), the equilibrium probabilities of the states $s_k = \pm 1$ may be found as

$$W_{\pm} = \frac{1}{Z} e^{\pm h_{\text{ef}}/T}, \quad \text{with } Z = \exp\left\{+\frac{h_{\text{ef}}}{T}\right\} + \exp\left\{-\frac{h_{\text{ef}}}{T}\right\} \equiv 2 \cosh \frac{h_{\text{ef}}}{T}. \quad (4.68)$$

From here, we may readily calculate $F = -T \ln Z$ and all other thermodynamic variables, but let us immediately use Eq. (68) to calculate the statistical average of s_j , i.e. the order parameter:

$$\eta \equiv \langle s_j \rangle = (+1)W_+ + (-1)W_- = \frac{e^{+h_{\text{ef}}/T} - e^{-h_{\text{ef}}/T}}{2 \cosh(h_{\text{ef}}/T)} \equiv \tanh \frac{h_{\text{ef}}}{T}. \quad (4.69)$$

Now comes the punch line of the Weiss' approach: plugging this result back into Eq. (65), we may write the condition of *self-consistency* of the molecular-field theory:

$$h_{\text{ef}} - h = 2Jd \tanh \frac{h_{\text{ef}}}{T}. \quad (4.70)$$

Self-consistency equation

This is a transcendental equation, which evades an explicit analytical solution, but whose properties may be readily analyzed by plotting both its sides as functions of the same argument, so that the stationary state(s) of the system corresponds to the intersection point(s) of these plots.

First of all, let us explore the field-free case ($h = 0$), when $h_{\text{ef}} = h_{\text{mol}} \equiv 2dJ\eta$, so that Eq. (70) is reduced to

$$\eta = \tanh\left(\frac{2Jd}{T}\eta\right), \quad (4.71)$$

giving one of the patterns sketched in Fig. 8, depending on the dimensionless parameter $2Jd/T$.

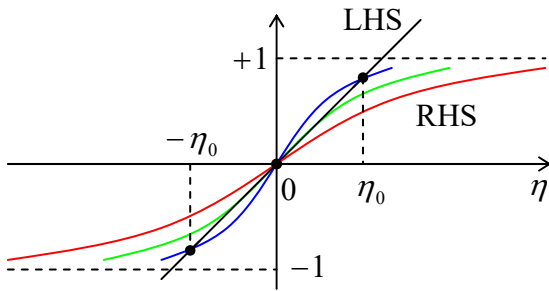


Fig. 4.8. The ferromagnetic phase transition in Weiss' molecular-field theory: two sides of Eq. (71) sketched as functions of η for three different temperatures: above T_c (red), below T_c (blue), and equal to T_c (green).

If this parameter is small, the right-hand side of Eq. (71) grows slowly with η (see the red line in Fig. 8), and there is only one intersection point with the left-hand side plot, at $\eta = 0$. This means that the spin system has no spontaneous magnetization; this is the so-called *paramagnetic phase*. However, if the parameter $2Jd/T$ exceeds 1, i.e. if T is decreased below the following critical value,

$$T_c = 2Jd, \quad (4.72)$$

Critical ("Curie") temperature

the right-hand side of Eq. (71) grows, at small η , faster than its left-hand side, so that their plots intersect it in 3 points: $\eta = 0$ and $\eta = \pm\eta_0$ – see the blue line in Fig. 8. It is almost evident that the former stationary point is unstable, while the two latter points are stable. (This fact may be readily verified by using Eq. (68) to calculate F . Now the condition $\partial F/\partial \eta|_{h=0} = 0$ returns us to Eq. (71), while calculating the second derivative, for $T < T_c$ we get $\partial^2 F/\partial \eta^2 > 0$ at $\eta = \pm\eta_0$, and $\partial^2 F/\partial \eta^2 < 0$ at $\eta = 0$). Thus, below T_c the system is in the ferromagnetic phase, with one of two possible directions of the average spontaneous magnetization, so that the critical (*Curie*³⁹) temperature, given by Eq. (72), marks the transition between the paramagnetic and ferromagnetic phases. (Since the stable minimum value of the free energy F is a continuous function of temperature at $T = T_c$, this phase transition is continuous.)

Now let us repeat this graphics analysis to examine how each of these phases responds to an external magnetic field $h \neq 0$. According to Eq. (70), the effect of h is just a horizontal shift of the

³⁹ Named after Pierre Curie, rather than his (more famous) wife Marie Skłodowska-Curie.

straight-line plot of its left-hand side – see Fig. 9. (Note a different, here more convenient, normalization of both axes.)

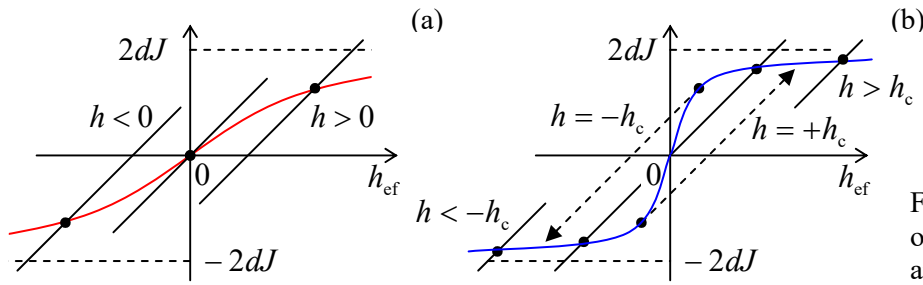


Fig. 4.9 External field effects on: (a) a paramagnet ($T > T_c$), and (b) a ferromagnet ($T < T_c$).

In the paramagnetic case (Fig. 9a) the resulting dependence $h_{\text{ef}}(h)$ is evidently continuous, but the coupling effect ($J > 0$) makes it steeper than it would be without spin interaction. This effect may be quantified by the calculation of the low-field susceptibility defined by Eq. (29). To calculate it, let us notice that for small h , and hence small h_{ef} , the function \tanh in Eq. (70) is approximately equal to its argument so that Eq. (70) is reduced to

$$h_{\text{ef}} - h = \frac{2Jd}{T} h_{\text{ef}}, \quad \text{for } \left| \frac{2Jd}{T} h_{\text{ef}} \right| \ll 1. \quad (4.73)$$

Solving this equation for h_{ef} , and then using Eq. (72), we get

$$h_{\text{ef}} = \frac{h}{1 - 2Jd/T} \equiv \frac{h}{1 - T_c/T}. \quad (4.74)$$

Recalling Eq. (66), we can rewrite this result for the order parameter:

$$\eta = \frac{h_{\text{ef}} - h}{T_c} = \frac{h}{T - T_c}, \quad (4.75)$$

so that the low-field susceptibility

Curie-Weiss law

$$\chi \equiv \left. \frac{\partial \eta}{\partial h} \right|_{h=0} = \frac{1}{T - T_c}, \quad \text{for } T > T_c. \quad (4.76)$$

This is the famous *Curie-Weiss law*, which shows that the susceptibility diverges at the approach to the Curie temperature T_c .

In the ferromagnetic case, the graphical solution (Fig. 9b) of Eq. (70) gives a qualitatively different result. A field increase leads, depending on the spontaneous magnetization, either to the further saturation of h_{mol} (with the order parameter η gradually approaching 1), or, if the initial η was negative, to a jump to positive η at some critical (coercive) field h_c . In contrast with the crude approximation (59), at $T > 0$ the coercive field is smaller than that given by Eq. (60), and the magnetization saturation is gradual, in a good (semi-qualitative) accordance with experiment.

To summarize, the Weiss molecular-field theory gives an approximate but realistic description of the ferromagnetic and paramagnetic phases in the Ising model, and a very simple prediction (72) of the temperature of the phase transition between them, for an arbitrary dimensionality d of the cubic lattice. It also enables calculation of other parameters of Landau's mean-field theory for this model – an easy

exercise left for the reader. Moreover, the molecular-field approach allows one to obtain analytical (if approximate) results for other models of phase transitions – see, e.g., Problem 18.

4.5. Ising model: Exact and numerical results

In order to evaluate the main prediction (72) of the Weiss theory, let us now discuss the exact (analytical) and quasi-exact (numerical) results obtained for the Ising model, going from the lowest value of dimensionality, $d = 0$, to its higher values. Zero dimensionality means that the spin has no nearest neighbors at all, so that the first term of Eq. (23) vanishes. Hence Eq. (64) is exact, with $h_{\text{ef}} = h$, and so is its solution (69). Now we can simply use Eq. (76), with $J = 0$, i.e. $T_c = 0$, reducing this result to the so-called *Curie law*:

$$\chi = \frac{1}{T}. \quad (4.77) \quad \text{Curie law}$$

It shows that the system is paramagnetic at any temperature. One may say that for $d = 0$ the Weiss molecular-field theory is exact – or even trivial. (However, in some sense it is more general than the Ising model, because as we know from Chapter 2, it gives the exact result for a fully quantum-mechanical treatment of any two-level system, including spin- $\frac{1}{2}$.) Experimentally, the Curie law is approximately valid for many so-called *paramagnetic materials*, i.e. 3D systems with sufficiently weak interaction between particle spins.

The case $d = 1$ is more complex but has an exact analytical solution. A simple (though not the simplest!) way to obtain it is to use the so-called *transfer matrix approach*.⁴⁰ For this, first of all, we may argue that most properties of a 1D system of $N \gg 1$ spins (say, put at equal distances on a straight line) should not change noticeably if we bend that line gently into a closed ring (Fig. 10), assuming that spins s_1 and s_N interact exactly as all other next-neighbor pairs. Then the energy (23) becomes

$$E_m = -(Js_1s_2 + Js_2s_3 + \dots + Js_Ns_1) - (hs_1 + hs_2 + \dots + hs_N). \quad (4.78)$$

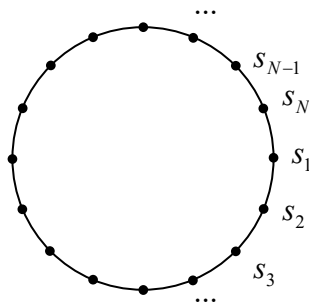


Fig. 4.10. The closed-ring version of the 1D Ising system.

Let us regroup the terms of this sum in the following way:

$$E_m = - \left[\left(\frac{h}{2}s_1 + Js_1s_2 + \frac{h}{2}s_2 \right) + \left(\frac{h}{2}s_2 + Js_2s_3 + \frac{h}{2}s_3 \right) + \dots + \left(\frac{h}{2}s_N + Js_Ns_1 + \frac{h}{2}s_1 \right) \right], \quad (4.79)$$

⁴⁰ It was developed in 1941 by H. Kramers and G. Wannier. I am following this method here because it is very close to the one used in quantum mechanics (see, e.g., QM Sec. 2.5), and may be applied to other problems as well. For a simpler approach to the 1D Ising problem, which gives an explicit solution even for an “open-end” system with a finite number of spins, see the model solution of Problem 5.5.

so that the group inside each pair of parentheses depends only on the state of two adjacent spins. The corresponding statistical sum,

$$Z = \sum_{\substack{s_k = \pm 1, \text{ for} \\ k=1,2,\dots,N}} \exp\left\{h \frac{s_1}{2T} + J \frac{s_1 s_2}{T} + h \frac{s_2}{2T}\right\} \exp\left\{h \frac{s_2}{2T} + J \frac{s_2 s_3}{T} + h \frac{s_3}{2T}\right\} \dots \exp\left\{h \frac{s_N}{2T} + J \frac{s_N s_1}{T} + h \frac{s_1}{2T}\right\}, \quad (4.80)$$

still has 2^N terms, each corresponding to a certain combination of signs of N spins. However, each operand of the product under the sum may take only four values, corresponding to four different combinations of its two arguments:

$$\exp\left\{h \frac{s_k}{2T} + J \frac{s_k s_{k+1}}{T} + h \frac{s_{k+1}}{2T}\right\} = \begin{cases} \exp\{(J+h)/T\}, & \text{for } s_k = s_{k+1} = +1, \\ \exp\{(J-h)/T\}, & \text{for } s_k = s_{k+1} = -1, \\ \exp\{-J/T\}, & \text{for } s_k = -s_{k+1} = \pm 1. \end{cases} \quad (4.81)$$

These values do not depend on the site number k ,⁴¹ and may be represented as the elements $M_{j,j'}$ (with $j, j' = 1, 2$) of the so-called *transfer matrix*

$$M \equiv \begin{pmatrix} \exp\{(J+h)/T\} & \exp\{-J/T\} \\ \exp\{-J/T\} & \exp\{(J-h)/T\} \end{pmatrix}, \quad (4.82)$$

so that the whole statistical sum (80) may be recast as a product:

$$Z = \sum_{j_k=1,2} M_{j_1 j_2} M_{j_2 j_3} \dots M_{j_{N-1} j_N} M_{j_N j_1}. \quad (4.83)$$

According to the basic rule of matrix multiplication, this sum is just

$$Z = \text{Tr}(M^N). \quad (4.84)$$

Linear algebra tells us that this trace may be represented just as

$$Z = \lambda_+^N + \lambda_-^N, \quad (4.85)$$

where λ_{\pm} are the eigenvalues of the transfer matrix M , i.e. the roots of its characteristic equation,

$$\begin{vmatrix} \exp\{(J+h)/T\} - \lambda & \exp\{-J/T\} \\ \exp\{-J/T\} & \exp\{(J-h)/T\} - \lambda \end{vmatrix} = 0. \quad (4.86)$$

A straightforward calculation yields

$$\lambda_{\pm} = \exp\left\{\frac{J}{T}\right\} \left[\cosh \frac{h}{T} \pm \left(\sinh^2 \frac{h}{T} + \exp\left\{-\frac{4J}{T}\right\} \right)^{1/2} \right]. \quad (4.87)$$

The last simplification comes from the condition $N \gg 1$ – which we need anyway, to make the ring model sufficiently close to the infinite linear 1D system. In this limit, even a small difference of the exponents, $\lambda_+ > \lambda_-$, makes the second term in Eq. (85) negligible, so that we finally get

⁴¹ This is a result of the “translational” (or rather rotational) symmetry of the system, i.e. its invariance to the index replacement $k \rightarrow k+1$ in all terms of Eq. (78).

$$Z = \lambda_+^N = \exp\left\{\frac{NJ}{T}\right\} \left[\cosh \frac{h}{T} + \left(\sinh^2 \frac{h}{T} + \exp\left\{-\frac{4J}{T}\right\} \right)^{1/2} \right]^N. \quad (4.88)$$

From here, we can find the free energy per particle:

$$\frac{F}{N} = \frac{T}{N} \ln \frac{1}{Z} = -J - T \ln \left[\cosh \frac{h}{T} + \left(\sinh^2 \frac{h}{T} + \exp\left\{-\frac{4J}{T}\right\} \right)^{1/2} \right], \quad (4.89)$$

and then use thermodynamics to calculate such variables as entropy – see the first of Eqs. (1.35).

However, we are mostly interested in the order parameter defined by Eq. (25): $\eta \equiv \langle s_j \rangle$. The conceptually simplest approach to the calculation of this statistical average would be to use the sum (2.7), with the Gibbs probabilities $W_m = Z^{-1} \exp\{-E_m/T\}$. However, the number of terms in this sum is 2^N , so that for $N \gg 1$ this approach is completely impracticable. Here the analogy between the canonical pair $\{-P, V\}$ and other generalized force-coordinate pairs $\{\mathcal{F}, q\}$, in particular $\{\mu_0 \mathcal{H}(\mathbf{r}_k), m_k\}$ for the magnetic field, discussed in Secs. 1.1 and 1.4, becomes invaluable – see in particular Eq. (1.3b). (In our normalization (22), and for a uniform field, the pair $\{\mu_0 \mathcal{H}(\mathbf{r}_k), m_k\}$ becomes $\{h, s_k\}$.) Indeed, in this analogy the last term of Eq. (23), i.e. the sum of N products $(-hs_k)$ for all spins, with the statistical average $(-Nh\eta)$, is similar to the product PV , i.e. the difference between the thermodynamic potentials F and $G \equiv F + PV$ in the usual “ P - V thermodynamics”. Hence, the free energy F given by Eq. (89) may be understood as the Gibbs energy of the Ising system in the external field, and the equilibrium value of the order parameter may be found from the last of Eqs. (1.39) with the replacements $-P \rightarrow h, V \rightarrow N\eta$:

$$N\eta = -\left(\frac{\partial F}{\partial h}\right)_T, \quad \text{i.e. } \eta = -\left[\frac{\partial(F/N)}{\partial h}\right]_T. \quad (4.90)$$

Note that this formula is valid for any model of ferromagnetism, of any dimensionality, if it has the same form of interaction with the external field as the Ising model.

For the 1D Ising ring with $N \gg 1$, Eqs. (89) and (90) yield

$$\eta = \sinh \frac{h}{T} / \left(\sinh^2 \frac{h}{T} + \exp\left\{-\frac{4J}{T}\right\} \right)^{1/2}, \quad \text{giving } \chi \equiv \left. \frac{\partial \eta}{\partial h} \right|_{h=0} = \frac{1}{T} \exp\left\{\frac{2J}{T}\right\}. \quad (4.91)$$

This result means that the 1D Ising model does *not* exhibit a phase transition, i.e., in this model $T_c = 0$. However, its susceptibility grows, at $T \rightarrow 0$, much faster than the Curie law (77). This gives us a hint that at low temperatures the system is “virtually ferromagnetic”, i.e. has the ferromagnetic order with some rare random violations. (Such violations are commonly called *low-temperature excitations*.) This interpretation may be confirmed by the following approximate calculation. It is almost evident that the lowest-energy excitation of the ferromagnetic state of an open-end 1D Ising chain at $h = 0$ is the reversal of signs of all spins in one of its parts – see Fig. 11.

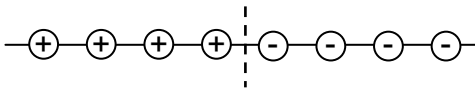


Fig. 4.11. A Bloch wall in an open-end 1D Ising system.

Indeed, such an excitation (called the *Bloch wall*⁴²) involves the change of sign of just one product $s_k s_{k'}$, so that according to Eq. (23), its energy E_W (defined as the difference between the values of E_m with and without the excitation) equals $2J$, regardless of the wall's position.⁴³ Since in the ferromagnetic Ising model, the parameter J is positive, $E_W > 0$. If the system “tried” to minimize its internal energy, having any wall in the system would be energy-disadvantageous. However, thermodynamics tells us that at $T \neq 0$, the system's thermal equilibrium corresponds to the minimum of the free energy $F \equiv E - TS$, rather than just energy E .⁴⁴ Hence, we have to calculate the Bloch wall's contribution F_W to the free energy. Since in an open-end linear chain of $N \gg 1$ spins, the wall can take $(N - 1) \approx N$ positions with the same energy E_W , we may claim that the entropy S_W associated with this excitation is $\ln N$, so that

$$F_W \equiv E_W - TS_W \approx 2J - T \ln N. \quad (4.92)$$

This result tells us that in the limit $N \rightarrow \infty$, and at $T \neq 0$, walls are always free-energy-beneficial, thus explaining the absence of the perfect ferromagnetic order in the 1D Ising system. Note, however, that since the logarithmic function changes extremely slowly at large values of its argument, one may argue that a large but finite 1D system should still feature a quasi-critical temperature

$$"T_c" = \frac{2J}{\ln N}, \quad (4.93)$$

below which it would be in a virtually complete ferromagnetic order. (The exponentially large susceptibility (91) is another manifestation of this fact.)

Now let us apply a similar approach to estimate T_c of a 2D Ising model, with open borders. Here the Bloch wall is a line of a certain total length L – see Fig. 12. (For the example presented in that figure, counting from the left to the right, $L = 2 + 1 + 4 + 2 + 3 = 12$ lattice periods.) Evidently, the additional energy associated with such a wall is $E_W = 2JL$, while the wall's entropy S_W may be estimated using the following reasoning. Let the wall be formed along the path of a “Manhattan pedestrian” traveling between its nodes. (The dashed line in Fig. 12 is an example of such a path.) At each junction, the pedestrian may select 3 choices of 4 possible directions (except the one that leads backward), so that there are approximately $3^{(L-1)} \approx 3^L$ options for a walk starting from a certain point. Now taking into account that the open borders of a square-shaped lattice with N spins have a length of the order of $N^{1/2}$, and the Bloch wall may start from any of them, there are approximately $M \sim N^{1/2} 3^L$ different walks between two borders. Again estimating S_W as $\ln M$, we get

$$F_W = E_W - TS_W \approx 2JL - T \ln(N^{1/2} 3^L) \equiv L(2J - T \ln 3) - (T/2) \ln N. \quad (4.94)$$

(Actually, since L scales as $N^{1/2}$ or higher, at $N \rightarrow \infty$ the last term in Eq. (94) is negligible.) We see that the sign of the derivative $\partial F_W / \partial L$ depends on whether the temperature is higher or lower than the following critical value:

⁴² Named after Felix Bloch who was the first one to discuss such excitations in ferromagnetism.

⁴³ For the closed-ring model (Fig. 10) such analysis gives an almost similar prediction, with the difference that in that system, the Bloch walls may appear only in pairs, so that $E_W = 4J$, and $S_W = \ln[N(N - 1)] \approx 2 \ln N$.

⁴⁴ This is a very vivid application of one of the core results of thermodynamics. If the reader is still uncomfortable with it, they are strongly encouraged to revisit Eq. (1.42) and its discussion.

$$T_c = \frac{2J}{\ln 3} \approx 1.82 J. \quad (4.95)$$

At $T < T_c$, the free energy's minimum corresponds to $L \rightarrow 0$, i.e. the Bloch walls are free-energy-detrimental, and the system is in the purely ferromagnetic phase.




Fig. 4.12. A Bloch wall in a 2D Ising system.

So, for $d = 2$ the estimates predict a non-zero critical temperature of the same order as the Weiss theory (according to Eq. (72), in this case $T_c = 4J$). The major approximation implied in our calculation leading to Eq. (95) is disregarding possible self-crossings of the “Manhattan walk”. The accurate counting of such self-crossings is rather difficult. It had been carried out in 1944 by L. Onsager; since then his calculations have been redone in several easier ways, but even they are rather cumbersome, and I will not have time to discuss them.⁴⁵ The final result, however, is surprisingly simple:

$$T_c = \frac{2J}{\ln(1 + \sqrt{2})} \approx 2.269 J, \quad (4.96)$$

Onsager's
exact result

i.e. showing that the simple estimate (95) is off the mark by only $\sim 20\%$.

The Onsager solution, as well as all alternative solutions of the problem that were found later, are so “artificial” (2D-specific) that they do not give a clear way towards their generalization to other (higher) dimensions. As a result, the 3D Ising problem is still unsolved analytically. Nevertheless, we do know T_c for it with extremely high precision – at least to the 6th decimal place. This has been achieved by numerical methods; they deserve a thorough discussion because of their importance for the solution of other similar problems as well.

Conceptually, this task is rather simple: just compute, to the desired precision, the statistical sum of the system (23):

$$Z = \sum_{\substack{s_k = \pm 1, \text{ for} \\ k=1,2,\dots,N}} \exp \left\{ \frac{J}{T} \sum_{\langle k,k' \rangle} s_k s_{k'} + \frac{h}{T} \sum_k s_k \right\}. \quad (4.97)$$

As soon as this has been done for a sufficient number of values of the dimensionless parameters J/T and h/T , everything becomes easy; in particular, we can compute the dimensionless function

$$F/T = -\ln Z, \quad (4.98)$$

⁴⁵ For that, the interested reader may be referred to either Sec. 151 in the textbook by Landau and Lifshitz, or Chapter 15 in the text by Huang, both cited above.

and then find the ratio J/T_c as the smallest value of the parameter J/T at that the ratio F/T (as a function of h/T) has a minimum at zero field. However, for any system of a reasonable size N , the “exact” computation of the statistical sum (97) is impossible, because it contains too many terms for any supercomputer to handle. For example, let us take a relatively small 3D lattice with $N = 10 \times 10 \times 10 = 10^3$ spins, which still feature substantial boundary artifacts even using the periodic boundary conditions, so that its phase transition is smeared about T_c by $\sim 3\%$. Still, even for such a crude model, Z would include $2^{1,000} \equiv (2^{10})^{100} \approx (10^3)^{100} \equiv 10^{300}$ terms. Let us suppose we are using a modern exaflops-scale supercomputer performing 10^{18} floating-point operations per second, i.e. $\sim 10^{26}$ such operations per year. With those resources, the computation of just one statistical sum would require $\sim 10^{(300-26)} = 10^{274}$ years. To call such a number “astronomic” would be a strong understatement. (As a reminder, the age of our Universe is close to 1.3×10^{10} years – a very humble number in comparison.)

This situation may be improved dramatically by noticing that any statistical sum,

$$Z = \sum_m \exp\left\{-\frac{E_m}{T}\right\}, \quad (4.99)$$

is dominated by terms with lower values of E_m . To find those lowest-energy states, we may use the following powerful approach (belonging to a broad class of numerical *Monte-Carlo techniques*), which essentially mimics one (randomly selected) path of the system’s evolution in time. One could argue that for that we would need to know the exact laws of evolution of statistical systems,⁴⁶ that may differ from one system to another, even if their energy spectra E_m are the same. This is true, but since the genuine value of Z should be independent of these details, it may be evaluated using *any* reasonable kinetic model that satisfies certain general rules. In order to reveal these rules, let us start from a system with just two states, with energies E_m and $E_{m'} = E_m + \Delta$ – see Fig. 13.

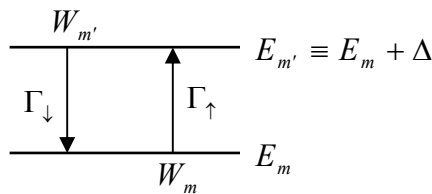


Fig. 4.13. Deriving the detailed balance relation.

In the absence of quantum coherence between the states (see Sec. 2.1), the equations for the time evolution of the corresponding probabilities W_m and $W_{m'}$ should depend only on the probabilities (plus certain constant coefficients). Moreover, since the equations of quantum mechanics are linear, these *master equations* should be also linear. Hence, it is natural to expect them to have the following form,

$$\frac{dW_m}{dt} = W_{m'}\Gamma_{\downarrow} - W_m\Gamma_{\uparrow}, \quad \frac{dW_{m'}}{dt} = W_m\Gamma_{\uparrow} - W_{m'}\Gamma_{\downarrow}, \quad (4.100)$$

where the coefficients Γ_{\uparrow} and Γ_{\downarrow} have the physical sense of the *rates* of the corresponding transitions (see Fig. 13); for example, $\Gamma_{\uparrow}dt$ is the probability of the system’s transition into the state m' during an infinitesimal time interval dt , provided that at the beginning of that interval it was in the state m with full certainty: $W_m = 1$, $W_{m'} = 0$.⁴⁷ Since for the system with just two energy levels, the time derivatives of the

⁴⁶ Discussion of such laws in the task of *physical kinetics*, which will be briefly reviewed in Chapter 6.

⁴⁷ The calculation of these rates for several particular cases is described in QM Secs. 6.6, 6.7, and 7.6 – see, e.g., QM Eq. (7.196), which is valid for a very general model of a quantum system.

probabilities have to be equal and opposite, Eqs. (100) describe an (irreversible) redistribution of the probabilities while keeping their sum $W = W_m + W_{m'}$ constant. According to Eqs. (100), at $t \rightarrow \infty$ the probabilities settle to their stationary values related as

$$\frac{W_{m'}}{W_m} = \frac{\Gamma_{\uparrow}}{\Gamma_{\downarrow}}. \quad (4.101)$$

Now let us require these stationary values to obey the Gibbs distribution (2.58); from it

$$\frac{W_{m'}}{W_m} = \exp\left\{\frac{E_m - E_{m'}}{T}\right\} = \exp\left\{-\frac{\Delta}{T}\right\} < 1. \quad (4.102)$$

Comparing these two expressions, we see that the rates have to satisfy the following *detailed balance relation*:

$$\frac{\Gamma_{\uparrow}}{\Gamma_{\downarrow}} = \exp\left\{-\frac{\Delta}{T}\right\}. \quad (4.103) \quad \text{Detailed balance}$$

Now comes the final step: since the rates of transition between two particular states should not depend on other states and their occupation, Eq. (103) has to be valid for *each* pair of states of any multi-state system. (By the way, this relation may serve as an important sanity check: the rates calculated using any reasonable model of a quantum system have to satisfy it.)

The detailed balance yields only one equation for two rates Γ_{\uparrow} and Γ_{\downarrow} ; if our only goal is the calculation of Z , the choice of the other equation is not too important. A very simple choice is

$$\Gamma(\Delta) \propto \gamma(\Delta) \equiv \begin{cases} 1, & \text{if } \Delta < 0, \\ \exp\{-\Delta/T\}, & \text{otherwise,} \end{cases} \quad (4.104)$$

where Δ is the energy change resulting from the transition. This model, which evidently satisfies the detailed balance relation (103), is very popular (despite the unphysical cusp this function has at $\Delta = 0$), because it enables the following simple *Metropolis algorithm* (Fig. 14).

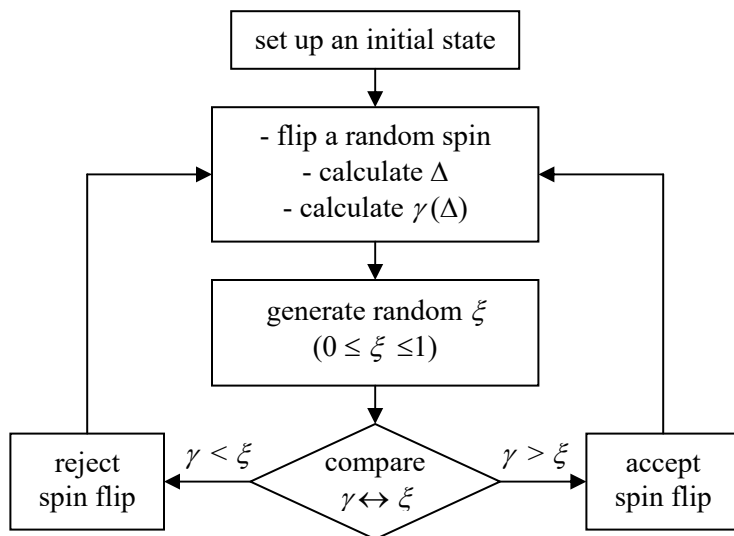


Fig. 4.14. A crude scheme of the Metropolis algorithm for the Ising model simulation.

The calculation starts by setting a certain initial state of the system. At relatively high temperatures, the state may be generated randomly; for example, in the Ising system, the initial state of each spin s_k may be selected independently, with a 50% probability. At low temperatures, starting the calculations from the lowest-energy state (in particular, for the Ising model, from the ferromagnetic state $s_k = \text{sgn}(h) = \text{const}$) may give the fastest convergence. Now one spin is flipped at random, the corresponding change Δ of the energy is calculated,⁴⁸ and plugged into Eq. (104) to calculate $\chi(\Delta)$. Next, a pseudo-random number generator is used to generate a random number ξ , with the probability density being constant on the segment $[0, 1]$. (Such functions are available in virtually any numerical library.) If the resulting ξ is less than $\chi(\Delta)$, the transition is accepted, while if $\xi > \chi(\Delta)$, it is rejected. Physically, this means that any transition down the energy spectrum ($\Delta < 0$) is always accepted, while those up the energy profile ($\Delta > 0$) are accepted with the probability proportional to $\exp\{-\Delta/T\}$.⁴⁹ After sufficiently many such steps, the statistical sum (99) may be calculated approximately as a partial sum over the states passed by the system. (It may be better to discard the contributions from a few first steps, to avoid the effects of the initial state choice.)

This algorithm is extremely efficient. Even with modest computers available in the 1980s, it has allowed simulating a 3D Ising system of $(128)^3$ spins to get the following result: $J/T_c \approx 0.221650 \pm 0.000005$. For all practical purposes, this result is exact – so that perhaps the largest benefit of the possible future analytical solution of the infinite 3D Ising problem will be a virtually certain Nobel Prize for its author. Table 2 summarizes the values of T_c for the Ising model. Very visible is the fast improvement of the prediction accuracy of the molecular-field theory – which is asymptotically correct at $d \rightarrow \infty$.

Table 4.2. The critical temperature T_c (in the units of J) of the Ising model of a ferromagnet ($J > 0$), for several values of dimensionality d

d	Molecular-field theory – Eq. (72)	Exact value	Exact value's source
0	0	0	Gibbs distribution
1	2	0	Transfer matrix theory
2	4	2.269...	Onsager's solution
3	6	4.513...	Numerical simulation

Finally, I need to mention the *renormalization-group* (“RG”) approach,⁵⁰ despite its low efficiency for the Ising-type problems. The basic idea of this approach stems from the scaling law (30)-(31): at $T = T_c$ the correlation radius r_c diverges. Hence, the critical temperature may be found from the requirement for the system to be *spatially self-similar*. Namely, let us form larger and larger groups (“blocks”) of adjacent spins, and require that all properties of the resulting system of the blocks approach those of the initial system, as T approaches T_c .

⁴⁸ Note that a flip of a single spin changes the signs of only $(2d + 1)$ terms in the sum (23), i.e. does not require the re-calculation of all $(2d + 1)N$ terms of the sum, so that the computation of Δ takes just a few multiply-and-accumulate operations even at $N \gg 1$.

⁴⁹ The latter step is necessary to avoid the system's trapping in local minima of its multidimensional energy profile $E_m(s_1, s_2, \dots, s_N)$.

⁵⁰ Initially developed in the quantum field theory in the 1950s, it was adapted to statistics by L. Kadanoff in 1966, with a spectacular solution of the so-called *Kubo problem* by K. Wilson in 1972, later awarded with a Nobel Prize.

Let us see how this idea works for the simplest nontrivial (1D) case, described by the statistical sum (80). Assuming N to be even (which does not matter at $N \rightarrow \infty$), and adding an inconsequential constant C to each exponent (for the purpose that will be clear soon), we may rewrite this expression as

$$Z = \sum_{s_k = \pm 1} \prod_{k=1,2,\dots,N} \exp\left\{\frac{h}{2T}s_k + \frac{J}{T}s_k s_{k+1} + \frac{h}{2T}s_{k+1} + C\right\}. \quad (4.105)$$

Let us group each pair of adjacent exponents to recast this expression as a product over only *even* numbers k ,

$$Z = \sum_{s_k = \pm 1} \prod_{k=2,4,\dots,N} \exp\left\{\frac{h}{2T}s_{k-1} + s_k \left[\frac{J}{T}(s_{k-1} + s_{k+1}) + \frac{h}{T}\right] + \frac{h}{2T}s_{k+1} + 2C\right\}, \quad (4.106)$$

and carry out the summation over two possible states of the internal spin s_k explicitly:

$$\begin{aligned} Z &= \sum_{s_k = \pm 1} \prod_{k=2,4,\dots,N} \left[\exp\left\{\frac{h}{2T}s_{k-1} + \frac{J}{T}(s_{k-1} + s_{k+1}) + \frac{h}{T} + \frac{h}{2T}s_{k+1} + 2C\right\} \right. \\ &\quad \left. + \exp\left\{\frac{h}{2T}s_{k-1} - \frac{J}{T}(s_{k-1} + s_{k+1}) - \frac{h}{T} + \frac{h}{2T}s_{k+1} + 2C\right\} \right] \\ &\equiv \sum_{s_k = \pm 1} \prod_{k=2,4,\dots,N} 2 \cosh\left\{\frac{J}{T}(s_{k-1} + s_{k+1}) + \frac{h}{T}\right\} \exp\left\{\frac{h}{2T}(s_{k-1} + s_{k+1}) + 2C\right\}. \end{aligned} \quad (4.107)$$

Now let us require this statistical sum (and hence all statistical properties of the system of 2-spin blocks) to be identical to that of the Ising system of $N/2$ spins, numbered by odd k :

$$Z' = \sum_{s_k = \pm 1} \prod_{k=2,4,\dots,N} \exp\left\{\frac{J'}{T}s_{k-1}s_{k+1} + \frac{h'}{T}s_{k+1} + C'\right\}, \quad (4.108)$$

with some different parameters h' , J' , and C' , for all four possible values of $s_{k-1} = \pm 1$ and $s_{k+1} = \pm 1$. Since the right-hand side of Eq. (107) depends only on the sum $(s_{k-1} + s_{k+1})$, this requirement yields only three (rather than four) independent equations for finding h' , J' , and C' . Of them, the equations for h' and J' depend only on h and J (but not on C),⁵¹ and may be represented in an especially simple form,

$$\boxed{x' = \frac{x(1+y)^2}{(x+y)(1+xy)}, \quad y' = \frac{y(x+y)}{1+xy}}, \quad (4.109)$$

RG
equations
for 1D Ising
model

if the following notation is used:

$$x \equiv \exp\left\{-4\frac{J}{T}\right\}, \quad y \equiv \exp\left\{-2\frac{h}{T}\right\}. \quad (4.110)$$

Now the grouping procedure may be repeated, with the same result (109)-(110). Hence these equations may be considered as recurrence relations describing repeated doubling of the spin block size. Figure 15 shows (schematically) the *trajectories* of this dynamic system on the phase plane $[x, y]$. (Each trajectory is defined by the following property: for each of its points $\{x, y\}$, the point $\{x', y'\}$ defined by

⁵¹ This might be expected because physically C is just a certain constant addition to the system's energy. However, the introduction of that constant is mathematically necessary, because Eqs. (107) and (108) may be reconciled only if $C' \neq C$.

the “mapping” Eq. (109) is also on the same trajectory.) For ferromagnetic coupling ($J > 0$) and $h > 0$, we may limit the analysis to the unit square $0 \leq x, y \leq 1$. If this *flow diagram* had a stable fixed point with $x' = x = x_\infty \neq 0$ (i.e. $T/J < \infty$) and $y' = y = 1$ (i.e. $h = 0$), then the first of Eqs. (110) would immediately give us the critical temperature of the phase transition in the field-free system:

$$T_c = \frac{4J}{\ln(1/x_\infty)}. \quad (4.111)$$

However, Fig. 15 shows that the only fixed point of the 1D system is $x = y = 0$, which (at a finite coupling J) should be interpreted as $T_c = 0$. This is of course in agreement with the exact result of the transfer-matrix analysis, but does not provide any additional information.

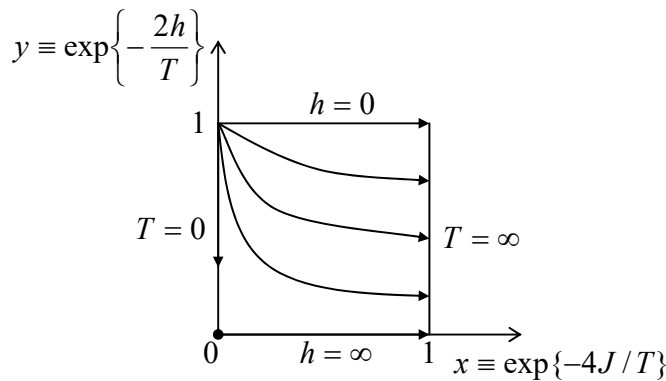


Fig. 4.15. The RG flow diagram of the 1D Ising system (schematically).

Unfortunately, for higher dimensionalities, the renormalization-group approach rapidly becomes rather cumbersome and requires certain approximations, whose accuracy cannot be easily controlled. For the 2D Ising system, such approximations lead to the prediction $T_c \approx 2.55 J$, i.e. to a substantial difference from the exact result (96).

4.6. Exercise problems

4.1. Compare the third virial coefficient $C(T)$ that follows from the van der Waals equation, with its value for the hardball model of particle interactions (whose calculation was the subject of Problem 3.28), and comment.

4.2. Calculate the entropy and the internal energy of the van der Waals gas, and discuss the results.

4.3. Use two different approaches to calculate the so-called *Joule-Thomson coefficient* $(\partial E/\partial V)_T$ for the van der Waals gas, and the change of temperature of such a gas, with a temperature-independent C_V , at its fast expansion.

4.4. Calculate the difference $C_p - C_V$ for the van der Waals gas, and compare the result with that for an ideal classical gas.

4.5. Calculate the temperature dependence of the phase-equilibrium pressure $P_0(T)$ and the latent heat $\Lambda(T)$, for the van der Waals model, in the low-temperature limit $T \ll T_c$.

4.6. Perform the same tasks as in the previous problem in the opposite limit – in close vicinity of the critical point T_c .

4.7. Calculate the critical values P_c , V_c , and T_c for the so-called *Redlich-Kwong model* of the real gas, with the following equation of state:⁵²

$$P + \frac{a}{V(V + Nb)T^{1/2}} = \frac{NT}{V - Nb},$$

with constant parameters a and b .

Hint: Be prepared to solve a cubic equation with particular (numerical) coefficients.

4.8. Calculate the critical values P_c , V_c , and T_c for the phenomenological *Dieterici model*, with the following equation of state:⁵³

$$P = \frac{NT}{V - b} \exp\left\{-\frac{a}{NTV}\right\},$$

with constant parameters a and b . Compare the value of the dimensionless factor $P_c V_c / NT_c$ with those given by the van der Waals and Redlich-Kwong models.

4.9. In the crude sketch shown in Fig. 3b, the derivatives dP/dT of the phase transitions liquid-gas (“vaporization”) and solid-gas (“sublimation”), at the triple point, are different, with

$$\left(\frac{dP_v}{dT}\right)_{T=T_t} < \left(\frac{dP_s}{dT}\right)_{T=T_t}.$$

Is this occasional? What relation between these derivatives can be obtained from thermodynamics?

4.10. Use the Clapeyron-Clausius formula (17) to calculate the latent heat Λ of the Bose-Einstein condensation, and compare the result with that obtained in the solution of Problem 3.21.

4.11.

(i) Write the effective Hamiltonian for that the usual single-particle stationary Schrödinger equation coincides with the Gross-Pitaevski equation (58).

(ii) Use this *Gross-Pitaevskii Hamiltonian*, with the trapping potential $U(\mathbf{r}) = m\omega^2 r^2/2$, to calculate the energy E of $N \gg 1$ trapped particles, assuming the trial solution $\psi \propto \exp\{-r^2/2r_0^2\}$, as a function of the parameter r_0 .⁵⁴

⁵² This equation of state, suggested in 1948, describes most real gases better than not only the original van der Waals model, but also other two-parameter alternatives, such as the *Berthelot*, *modified-Berthelot*, and *Dieterici* models, though some approximations with more fitting parameters (such as the *Soave-Redlich-Kwong model*) work even better.

⁵³ This model is currently less popular than the Redlich-Kwong one (also with two fitting parameters), whose analysis was the task of the previous problem.

⁵⁴ This task is essentially the first step of the variational method of quantum mechanics – see, e.g., QM Sec. 2.9.

(iii) Explore the function $E(r_0)$ for positive and negative values of the constant b , and interpret the results.

(iv) For small $b < 0$, estimate the largest number N of particles that may form a metastable Bose-Einstein condensate.

4.12. Superconductivity may be suppressed by a sufficiently strong magnetic field. In the simplest case of a bulk, long cylindrical sample of a type-I superconductor, placed into an external magnetic field \mathcal{H}_{ext} parallel to its surface, this suppression takes a simple form of a simultaneous transition of the whole sample from the superconducting state to the “normal” (non-superconducting) state at a certain value $\mathcal{H}_c(T)$ of the field’s magnitude. This *critical field* gradually decreases with temperature from its maximum value $\mathcal{H}_c(0)$ at $T \rightarrow 0$ to zero at the critical temperature T_c . Assuming that the function $\mathcal{H}_c(T)$ is known, calculate the latent heat of this phase transition as a function of temperature, and spell out its values at $T \rightarrow 0$ and $T = T_c$.

Hint: In this context, “bulk sample” means a sample much larger than the intrinsic length scales of the superconductor (such as the London penetration depth δ_L and the coherence length ξ).⁵⁵ For such bulk superconductors, magnetic properties of the superconducting phase may be well described just as the perfect diamagnetism, with $\mathcal{B} = 0$ inside it.

4.13. In some textbooks, the discussion of thermodynamics of superconductivity is started with displaying, as self-evident, the following formula:

$$F_n(T) - F_s(T) = \frac{\mu_0 \mathcal{H}_c^2(T)}{2} V,$$

where F_s and F_n are the free energy values in the superconducting and non-superconducting (“normal”) phases, and $\mathcal{H}_c(T)$ is the critical value of the magnetic external field. Is this formula correct, and if not, what qualification is necessary to make it valid? Assume that all conditions of the simultaneous field-induced phase transition in the whole sample, spelled out in the previous problem, are satisfied.

4.14. In Sec. 4, we have discussed Weiss’ molecular-field approach to the Ising model, in which the average $\langle s_j \rangle$ plays the role of the order parameter η . Use the results of that analysis to calculate the coefficients a and b in the corresponding Landau expansion (46) of the free energy. List the critical exponents α and β , defined by Eqs. (26) and (28), within this approach.

4.15. Consider a ring of $N = 3$ Ising “spins” ($s_k = \pm 1$), with similar ferromagnetic coupling J between all sites, in thermal equilibrium.

- (i) Calculate the order parameter η and the low-field susceptibility $\chi \equiv \partial \eta / \partial h|_{h=0}$.
- (ii) Use the low-temperature limit of the result for χ to predict it for a ring with an arbitrary N , and verify your prediction by a direct calculation (in this limit).
- (iii) Discuss the relation between the last result, in the limit $N \rightarrow \infty$, and Eq. (91).

⁵⁵A discussion of these parameters, as well as of the difference between the type-I and type-II superconductivity, may be found in EM Secs. 6.4-6.5. However, those details are not needed for the solution of this problem.

4.16. Calculate the average energy, entropy, and heat capacity of a three-site ring of Ising-type “spins” ($s_k = \pm 1$), with *anti*-ferromagnetic coupling (of magnitude J) between the sites, in thermal equilibrium at temperature T , with no external magnetic field. Find the asymptotic behavior of its heat capacity for low and high temperatures, and give an interpretation of the results.

4.17. Using the results discussed in Sec. 5, calculate the average energy, free energy, entropy, and heat capacity (all per spin) as functions of temperature T and external field h , for the infinite 1D Ising model. Sketch the temperature dependence of the heat capacity for various values of ratio h/J , and give a physical interpretation of the result.

4.18. Use the molecular-field theory to calculate the critical temperature and the low-field susceptibility of a d -dimensional cubic lattice of spins, described by the so-called *classical Heisenberg model*:⁵⁶

$$E_m = -J \sum_{\{k, k'\}} \mathbf{s}_k \cdot \mathbf{s}_{k'} - \sum_k \mathbf{h} \cdot \mathbf{s}_k .$$

Here, in contrast to the (otherwise, very similar) Ising model (23), the spin of each site is modeled by a classical 3D vector $\mathbf{s}_k = \{s_{xk}, s_{yk}, s_{zk}\}$ of unit length: $s_k^2 = 1$.

⁵⁶ This classical model is formally similar to the generalization of the genuine (quantum) Heisenberg model (21) to arbitrary spin s , and serves as its infinite-spin limit.

Chapter 5. Fluctuations

This chapter discusses fluctuations of macroscopic variables, mostly at thermodynamic equilibrium. In particular, it describes the intimate connection between fluctuations and dissipation (damping) in dynamic systems weakly coupled to multi-particle environments, which culminates in the Einstein relation between the diffusion coefficient and mobility, the Nyquist formula, and its quantum-mechanical generalization – the fluctuation-dissipation theorem. An alternative approach to the same problem, based on the Smoluchowski and Fokker-Planck equations, is also discussed in brief.

5.1. Characterization of fluctuations

At the beginning of Chapter 2, we have discussed the notion of averaging, $\langle f \rangle$, of a variable f over a statistical ensemble – see Eqs. (2.7) and (2.10). Now, the *fluctuation* of the variable is defined simply as its deviation from such average:

Fluctuation

$$\tilde{f} \equiv f - \langle f \rangle; \quad (5.1)$$

this deviation is, generally, also a random variable. The most important property of any fluctuation is that its average (over the same statistical ensemble) equals zero:

$$\langle \tilde{f} \rangle \equiv \langle f - \langle f \rangle \rangle = \langle f \rangle - \langle \langle f \rangle \rangle = \langle f \rangle - \langle f \rangle \equiv 0. \quad (5.2)$$

As a result, such an average cannot characterize fluctuations' *intensity*, and the simplest characteristic of the intensity is the *variance* (sometimes called “dispersion”):

Variance:
definition

$$\langle \tilde{f}^2 \rangle = \langle (f - \langle f \rangle)^2 \rangle. \quad (5.3)$$

The following simple property of the variance is frequently convenient for its calculation:

$$\langle \tilde{f}^2 \rangle = \langle (f - \langle f \rangle)^2 \rangle = \langle f^2 - 2f\langle f \rangle + \langle f \rangle^2 \rangle = \langle f^2 \rangle - 2\langle f \rangle^2 + \langle f \rangle^2, \quad (5.4a)$$

so that, finally:

Variance
via
averages

$$\langle \tilde{f}^2 \rangle = \langle f^2 \rangle - \langle f \rangle^2. \quad (5.4b)$$

As the simplest example, consider a variable that takes only two values, ± 1 , with equal probabilities $W_j = 1/2$. For such a variable, the basic Eq. (2.7) yields

$$\langle f \rangle = \sum_j W_j f_j = \frac{1}{2}(+1) + \frac{1}{2}(-1) = 0, \quad \text{but} \quad \langle f^2 \rangle = \sum_j W_j f_j^2 = \frac{1}{2}(+1)^2 + \frac{1}{2}(-1)^2 = 1 \neq 0, \quad (5.5)$$

$$\text{so that} \quad \langle \tilde{f}^2 \rangle = \langle f^2 \rangle - \langle f \rangle^2 = 1.$$

The square root of the variance,

r.m.s.
fluctuation

$$\mathcal{F} \equiv \langle \tilde{f}^2 \rangle^{1/2}, \quad (5.6)$$

is called the *root-mean-square (r.m.s.) fluctuation*. An advantage of this measure is that it has the same dimensionality as the variable itself, so that the ratio $\delta f / \langle f \rangle$ is dimensionless, and may be used to characterize the *relative intensity* of fluctuations.

As has been mentioned in Chapter 1, all results of thermodynamics are valid only if the fluctuations of thermodynamic variables (internal energy E , entropy S , etc.) are relatively small.¹ Let us make a simple estimate of the relative intensity of fluctuations for an example of a system of N independent, similar particles, and an extensive variable

$$\mathcal{F} \equiv \sum_{k=1}^N f_k. \quad (5.7)$$

where all single-particle functions f_k are similar, besides that each of them depends on the state of only “its own” (k^{th}) particle. The statistical average of such \mathcal{F} is evidently

$$\langle \mathcal{F} \rangle = \sum_{k=1}^N \langle f \rangle = N \langle f \rangle, \quad (5.8)$$

while its fluctuation variance is

$$\langle \tilde{\mathcal{F}}^2 \rangle \equiv \langle \tilde{\mathcal{F}} \tilde{\mathcal{F}} \rangle \equiv \left\langle \sum_{k=1}^N \tilde{f}_k \sum_{k'=1}^N \tilde{f}_{k'} \right\rangle \equiv \left\langle \sum_{k,k'=1}^N \tilde{f}_k \tilde{f}_{k'} \right\rangle \equiv \sum_{k,k'=1}^N \langle \tilde{f}_k \tilde{f}_{k'} \rangle. \quad (5.9)$$

Now we may use the fact that for two independent variables

$$\langle \tilde{f}_k \tilde{f}_{k'} \rangle = 0, \quad \text{for } k' \neq k; \quad (5.10)$$

indeed, this relation may be considered as the mathematical definition of their independence. Hence, only the terms with $k' = k$ make substantial contributions to the sum (9):

$$\langle \tilde{\mathcal{F}}^2 \rangle = \sum_{k,k'=1}^N \langle \tilde{f}_k^2 \rangle \delta_{k,k'} = N \langle \tilde{f}^2 \rangle. \quad (5.11)$$

Comparing Eqs. (8) and (11), we see that the relative intensity of fluctuations of the variable \mathcal{F} ,

$$\frac{\delta \mathcal{F}}{\langle \mathcal{F} \rangle} = \frac{1}{N^{1/2}} \frac{\delta f}{\langle f \rangle}, \quad (5.12)$$

Relative
fluctuation
estimate

tends to zero as the system size grows ($N \rightarrow \infty$). It is this fact that justifies the thermodynamic approach to typical physical systems, with the number N of particles of the order of the Avogadro number $N_A \sim 10^{24}$. Nevertheless, in many situations even small fluctuations of variables are important, and in this chapter we will calculate their basic properties, starting with the variance.

It should be comforting for the reader to notice that for some simple (but very important) cases, such calculation has already been done in our course. In particular, for any generalized coordinate q and generalized momentum p that give quadratic contributions of the type (2.46) to the system's

¹ Let me remind the reader that up to this point, the averaging signs $\langle \dots \rangle$ were dropped in most formulas, for the sake of notation simplicity. In this chapter, I have to restore these signs to avoid confusion. The only exception will be temperature – whose average, following (probably, bad :-)) tradition, will be still called just T everywhere, besides the last part of Sec. 3, where temperature fluctuations are discussed explicitly.

Hamiltonian (as in a harmonic oscillator), we have derived the equipartition theorem (2.48), valid in the classical limit. Since the average values of these variables, in the thermodynamic equilibrium, equal zero, Eq. (6) immediately yields their r.m.s. fluctuations:

$$\delta p = (mT)^{1/2}, \quad \delta q = \left(\frac{T}{\kappa}\right)^{1/2} \equiv \left(\frac{T}{m\omega^2}\right)^{1/2}, \quad \text{where } \omega = \left(\frac{\kappa}{m}\right)^{1/2}. \quad (5.13)$$

The generalization of these classical relations to the quantum-mechanical case ($T \sim \hbar\omega$) is provided by Eqs. (2.78) and (2.81):

$$\delta p = \left[\frac{\hbar m \omega}{2} \coth \frac{\hbar \omega}{2T}\right]^{1/2}, \quad \delta q = \left[\frac{\hbar}{2m\omega} \coth \frac{\hbar \omega}{2T}\right]^{1/2}. \quad (5.14)$$

However, the intensity of fluctuations in other systems requires special calculations. Moreover, only a few cases allow for general, model-independent results. Let us review some of them.

5.2. Energy and the number of particles

First of all, note that fluctuations of macroscopic variables depend on particular conditions.² For example, in a mechanically- and thermally-insulated system with a fixed number of particles, i.e. a member of a *microcanonical* ensemble, the internal energy does not fluctuate: $\delta E = 0$. However, if such a system is in thermal contact with the environment, i.e. is a member of a *canonical* ensemble (Fig. 2.6), the situation is different. Indeed, for such a system we may apply the general Eq. (2.7), with W_m given by the Gibbs distribution (2.58)-(2.59), not only to E but also to E^2 . As we already know from Sec. 2.4, the first average,

$$\langle E \rangle = \sum_m W_m E_m, \quad W_m = \frac{1}{Z} \exp\left\{-\frac{E_m}{T}\right\}, \quad Z = \sum_m \exp\left\{-\frac{E_m}{T}\right\}, \quad (5.15)$$

yields Eq. (2.61b), which may be rewritten in the form

$$\langle E \rangle = \frac{1}{Z} \frac{\partial Z}{\partial(-\beta)}, \quad \text{where } \beta \equiv \frac{1}{T}, \quad (5.16)$$

more convenient for our current purposes. Let us carry out a similar calculation for E^2 :

$$\langle E^2 \rangle = \sum_m W_m E_m^2 = \frac{1}{Z} \sum_m E_m^2 \exp\{-\beta E_m\}. \quad (5.17)$$

It is straightforward to verify, by double differentiation, that the last expression may be rewritten in a form similar to Eq. (16):

$$\langle E^2 \rangle = \frac{1}{Z} \frac{\partial^2 Z}{\partial(-\beta)^2} \sum_m \exp\{-\beta E_m\} \equiv \frac{1}{Z} \frac{\partial^2 Z}{\partial(-\beta)^2}. \quad (5.18)$$

Now it is easy to use Eqs. (4) to calculate the variance of energy fluctuations:

$$\langle \tilde{E}^2 \rangle = \langle E^2 \rangle - \langle E \rangle^2 = \frac{1}{Z} \frac{\partial^2 Z}{\partial(-\beta)^2} - \left(\frac{1}{Z} \frac{\partial Z}{\partial(-\beta)}\right)^2 \equiv \frac{\partial}{\partial(-\beta)} \left(\frac{1}{Z} \frac{\partial Z}{\partial(-\beta)}\right) = \frac{\partial \langle E \rangle}{\partial(-\beta)}. \quad (5.19)$$

² Unfortunately, even in some popular textbooks, certain formulas pertaining to fluctuations are either incorrect or given without specifying the conditions of their applicability, so that the reader's caution is advised.

Since Eqs. (15)-(19) are valid only if the system's volume V is fixed (because its change may affect the energy spectrum E_m), it is customary to rewrite this important result as follows:

$$\langle \tilde{E}^2 \rangle = \frac{\partial \langle E \rangle}{\partial(-1/T)} = T^2 \left(\frac{\partial \langle E \rangle}{\partial T} \right)_V \equiv C_V T^2. \quad (5.20) \quad \text{Fluctuations of } E$$

This is a remarkably simple, fundamental result. As a sanity check, for a system of N similar, independent particles, $\langle E \rangle$ and hence C_V are proportional to N , so that $\delta E \propto N^{1/2}$ and $\delta E / \langle E \rangle \propto N^{-1/2}$, in agreement with Eq. (12). Let me emphasize that the classically-looking Eq. (20) is based on the general Gibbs distribution, and hence is valid for any system (either classical or quantum) in thermal equilibrium.

Some corollaries of this result will be discussed in the next section, and now let us carry out a very similar calculation for a system whose number N of particles in a system is not fixed, because they may go to, and come from its environment at will. If the chemical potential μ of the environment and its temperature T are fixed, i.e. we are dealing with the *grand canonical ensemble* (Fig. 2.13), we may use the grand canonical distribution (2.106)-(2.107):

$$W_{m,N} = \frac{1}{Z_G} \exp\left\{ \frac{\mu N - E_{m,N}}{T} \right\}, \quad Z_G = \sum_{N,m} \exp\left\{ \frac{\mu N - E_{m,N}}{T} \right\}. \quad (5.21)$$

Acting exactly as we did above for the internal energy, we get

$$\langle N \rangle = \frac{1}{Z_G} \sum_{m,N} N \exp\left\{ \frac{\mu N - E_{m,N}}{T} \right\} = \frac{T}{Z_G} \frac{\partial Z_G}{\partial \mu}, \quad (5.22)$$

$$\langle N^2 \rangle = \frac{1}{Z_G} \sum_{m,N} N^2 \exp\left\{ \frac{\mu N - E_{m,N}}{T} \right\} = \frac{T^2}{Z_G} \frac{\partial^2 Z_G}{\partial \mu^2}, \quad (5.23)$$

so that the particle number's variance is

$$\langle \tilde{N}^2 \rangle = \langle N^2 \rangle - \langle N \rangle^2 = \frac{T^2}{Z_G} \frac{\partial Z_G}{\partial \mu} - \frac{T^2}{Z_G^2} \left(\frac{\partial Z_G}{\partial \mu} \right)^2 = T \frac{\partial}{\partial \mu} \left(\frac{T}{Z_G} \frac{\partial Z_G}{\partial \mu} \right) = T \frac{\partial \langle N \rangle}{\partial \mu}, \quad (5.24) \quad \text{Fluctuations of } N$$

in full analogy with Eq. (19).

In particular, for an ideal classical gas, we may combine the last result with Eq. (3.32b). (As was already emphasized in Sec. 3.2, though that result has been obtained for the canonical ensemble, in which the number of particles N is fixed, at $N \gg 1$ the fluctuations of N in the grand canonical ensemble should be relatively small, so that the same relation should be valid for the *average* $\langle N \rangle$ in that ensemble.) Easily solving Eq. (3.32b) for $\langle N \rangle$, we get

$$\langle N \rangle = \text{const} \times \exp\left\{ \frac{\mu}{T} \right\}, \quad (5.25)$$

where “const” means a factor constant at the partial differentiation of $\langle N \rangle$ over μ , required by Eq. (24). Performing the differentiation and then using Eq. (25) again,

$$\frac{\partial \langle N \rangle}{\partial \mu} = \text{const} \times \frac{1}{T} \exp\left\{\frac{\mu}{T}\right\} = \frac{\langle N \rangle}{T}, \quad (5.26)$$

we get from Eq. (24) a very simple result:

Fluctuations
of N :
classical gas

$$\langle \tilde{N}^2 \rangle = \langle N \rangle, \quad \text{i.e. } \delta N = \langle N \rangle^{1/2}. \quad (5.27)$$

This relation is so important that I will also show how it may be derived differently. As a by-product of this new derivation, we will prove that this result is valid for systems with an arbitrary (say, small) N , and also get more detailed information about the statistics of fluctuations of that number. Let us consider an ideal classical gas of N_0 particles in a volume V_0 , and calculate the probability W_N to have exactly $N \leq N_0$ of these particles in its part of volume $V \leq V_0$ – see Fig. 1.

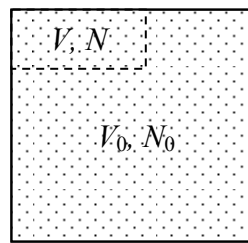


Fig. 5.1. Deriving the binomial and Poisson distributions.

For one particle such probability is $W = V/V_0 = \langle N \rangle/N_0 \leq 1$, while the probability to have that particle in the remaining part of the volume is $W' = 1 - W = 1 - \langle N \rangle/N_0$. If all particles were distinguishable, the probability of having $N \leq N_0$ *specific* particles in volume V and $(N_0 - N)$ *specific* particles in volume $(V_0 - V)$, would be $W^N W'^{(N_0 - N)}$. However, if we do not want to distinguish the particles, we should multiply this probability by the number of possible particle combinations keeping the numbers N and N_0 constant, i.e. by the binomial coefficient $N_0!/N!(N_0 - N)!$.³ As the result, the required probability is

Binomial
distribution

$$W_N = W^N W'^{(N_0 - N)} \frac{N_0!}{N!(N_0 - N)!} = \left(\frac{\langle N \rangle}{N_0}\right)^N \left(1 - \frac{\langle N \rangle}{N_0}\right)^{N_0 - N} \frac{N_0!}{N!(N_0 - N)!}. \quad (5.28)$$

This is the so-called *binomial probability distribution*, valid for *any* $\langle N \rangle$ and N_0 .⁴

Still keeping $\langle N \rangle$ arbitrary, we can simplify the binomial distribution by assuming that the whole volume V_0 , and hence N_0 , are very large:

$$N_0 \gg N, \quad (5.29)$$

where N means all values of interest, including $\langle N \rangle$. Indeed, in this limit we can neglect N in comparison with N_0 in the second exponent of Eq. (28), and also approximate the fraction $N_0!/(N_0 - N)!$, i.e. the product of N terms, $(N_0 - N + 1)(N_0 - N + 2)\dots(N_0 - 1)N_0$, by just N_0^N . As a result, we get

$$W_N \approx \left(\frac{\langle N \rangle}{N_0}\right)^N \left(1 - \frac{\langle N \rangle}{N_0}\right)^{N_0} \frac{N_0^N}{N!} \equiv \frac{\langle N \rangle^N}{N!} \left(1 - \frac{\langle N \rangle}{N_0}\right)^{N_0} = \frac{\langle N \rangle^N}{N!} \left[(1 - W)^{\frac{1}{W}}\right]^{\langle N \rangle}, \quad (5.30)$$

³ See, e.g., MA Eq. (2.2).

⁴ It was derived by Jacob Bernoulli (1655-1705).

where, as before, $W = \langle N \rangle / N_0$. In the limit (29), $W \rightarrow 0$, so that the factor inside the square brackets tends to $1/e$, the reciprocal of the natural logarithm base.⁵ Thus, we get an expression independent of N_0 :

$$W_N = \frac{\langle N \rangle^N}{N!} e^{-\langle N \rangle}. \tag{5.31}$$

Poisson distribution

This is the much-celebrated *Poisson distribution*⁶ which describes a very broad family of random phenomena. Figure 2 shows this distribution for several values of $\langle N \rangle$ – which, in contrast to N , are not necessarily integer.

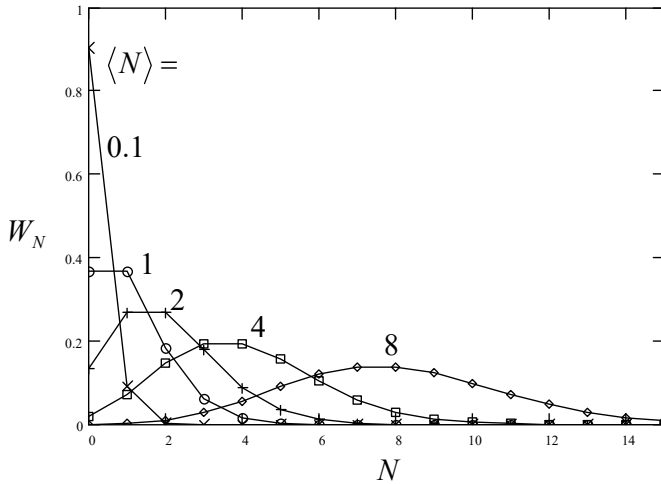


Fig. 5.2. The Poisson distribution for several values of $\langle N \rangle$. In contrast to that average, the argument N may take only integer values, so that the lines in these plots are only guides for the eye.

In the limit of very small $\langle N \rangle$, the function $W_N(N)$ is close to an exponent, $W_N \approx W^N \propto \langle N \rangle^N$, while in the opposite limit, $\langle N \rangle \gg 1$, it rapidly approaches the *Gaussian* (or “normal”) *distribution*⁷

$$W_N = \frac{1}{(2\pi)^{1/2} \delta N} \exp\left\{-\frac{(N - \langle N \rangle)^2}{2(\delta N)^2}\right\}. \tag{5.32}$$

Gaussian distribution

(Note that the Gaussian distribution is also valid if both N and N_0 are large, regardless of the relation between them – see Fig. 3.)

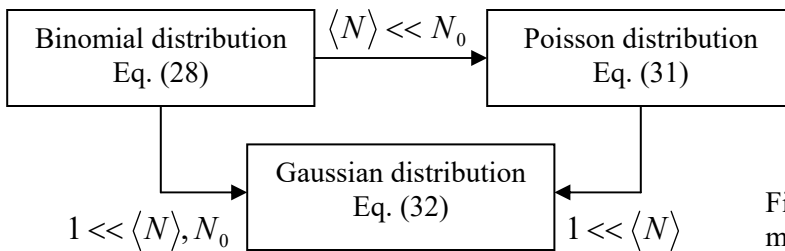


Fig. 5.3. The hierarchy of three major probability distributions.

⁵ Indeed, this is just the most popular definition of that major mathematical constant – see, e.g., MA Eq. (1.2a) with $n = -1/W$.

⁶ Named after the same Siméon Denis Poisson (1781-1840) who is also responsible for other mathematical tools and results used in this series, including the Poisson equation – see Sec. 6.4 below.

⁷ Named after Carl Friedrich Gauss (1777-1855), though Pierre-Simone Laplace (1749-1827) is credited for substantial contributions to its development.

A major property of the Poisson (and hence of the Gaussian) distribution is that it has the same variance as given by Eq. (27):

$$\langle \tilde{N}^2 \rangle \equiv \langle (N - \langle N \rangle)^2 \rangle = \langle N \rangle. \quad (5.33)$$

(This is not true for the general binomial distribution.) For our current purposes, this means that for the ideal classical gas, Eq. (27) is valid for *any* number of particles.

5.3. Volume and temperature

What are the r.m.s. fluctuations of other thermodynamic variables – like V , T , etc.? Again, the answer depends on specific conditions. For example, if the volume V occupied by a gas is externally fixed (say, by rigid walls), it evidently does not fluctuate at all: $\delta V = 0$. On the other hand, the volume may fluctuate in the situation when the average pressure is fixed – see, e.g., Fig. 1.5. A formal calculation of these fluctuations, using the approach applied in the last section, is complicated by the fact that it is physically impracticable to fix its conjugate variable, P , i.e. suppress its fluctuations. For example, the force $\mathcal{F}(t)$ exerted by an ideal classical gas on a container’s wall (whose measure the pressure is) is the result of individual, independent hits of the wall by particles (Fig. 4), with the time scale $\tau_c \sim r_B/\langle v^2 \rangle^{1/2} \sim r_B/(T/m)^{1/2} \sim 10^{-16}$ s, so that its frequency spectrum extends to very high frequencies, virtually impossible to control.

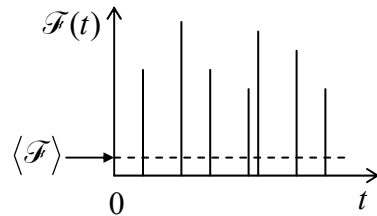


Fig. 5.4. The force exerted by gas particles on a container’s wall, as a function of time (schematically).

However, we can use the following trick, very typical for the theory of fluctuations. It is almost evident that the r.m.s. fluctuations of the gas volume are independent of the shape of the container. Let us consider a particular situation similar to that shown in Fig. 1.5, with the container of a cylindrical shape, with the base area A .⁸ Then the coordinate of the piston is just $q = V/A$, while the average force exerted by the gas on the cylinder is $\mathcal{F} = PA$ – see Fig. 5. Now if the piston is sufficiently massive, its free oscillation frequency ω near the equilibrium position is small enough to satisfy the following three conditions.

First, besides balancing the average force $\langle \mathcal{F} \rangle$ and thus sustaining the average pressure $\langle P \rangle = \langle \mathcal{F} \rangle/A$ of the gas, the interaction between the heavy piston and the relatively light particles of the gas is weak, because of a relatively short duration of the particle hits (Fig. 4). As a result, the full energy of the system may be represented as a sum of those of the particles and the piston, with a quadratic contribution to the piston’s potential energy by small deviations from the equilibrium:

⁸ As a math reminder, the term “cylinder” does not necessarily mean the “circular cylinder”; the shape of its base may be arbitrary; it just should not change with height.

$$U_p = \frac{\kappa}{2} \tilde{q}^2, \quad \text{where } \tilde{q} \equiv q - \langle q \rangle = \frac{\tilde{V}}{A}, \quad (5.34)$$

and κ is the effective spring constant arising from the finite compressibility of the gas.

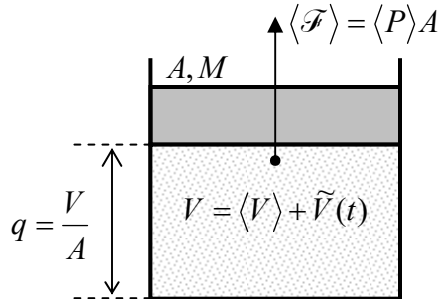


Fig. 5.5. Deriving Eq. (37).

Second, at $\omega \rightarrow 0$, this spring constant may be calculated just as for constant variations of the volume, with the gas remaining in quasi-equilibrium at all times:

$$\kappa = -\frac{\partial \langle \mathcal{F} \rangle}{\partial q} = A^2 \left(-\frac{\partial \langle P \rangle}{\partial \langle V \rangle} \right). \quad (5.35)$$

This partial derivative⁹ should be calculated at whatever the given thermal conditions are, e.g., with $S = \text{const}$ for adiabatic conditions (i.e., a thermally insulated gas), or with $T = \text{const}$ for isothermal conditions (including a good thermal contact between the gas and a heat bath), etc. With that constant denoted as X , Eqs. (34)-(35) give

$$U_p = \frac{1}{2} \left(-A^2 \frac{\partial \langle P \rangle}{\partial \langle V \rangle} \right)_X \left(\frac{\tilde{V}}{A} \right)^2 \equiv \frac{1}{2} \left(-\frac{\partial \langle P \rangle}{\partial \langle V \rangle} \right)_X \tilde{V}^2. \quad (5.36)$$

Finally, assuming that $\omega = (\kappa/M)^{1/2}$ is sufficiently small (namely, $\hbar\omega \ll T$) because of a sufficiently large piston mass M , we may apply, to the piston's fluctuations, the classical equipartition theorem: $\langle U_p \rangle = T/2$, giving¹⁰

$$\langle \tilde{V}^2 \rangle_X = T \left(-\frac{\partial \langle P \rangle}{\partial \langle V \rangle} \right)_X. \quad (5.37a) \quad \text{Fluctuations of } V$$

Since this result is valid for any A and ω , it should not depend on the system's geometry and piston's mass, provided that it is large in comparison with the effective mass of a single system component (say, a gas molecule) – the condition that is naturally fulfilled in most experiments. For the

⁹ As already was discussed in Sec. 4.1 in the context of the van der Waals equation, for the mechanical stability of a gas (or liquid), the derivative $\partial P/\partial V$ has to be negative, so that κ is positive.

¹⁰ One may meet statements that a similar formula,

$$\langle \tilde{P}^2 \rangle_X = T \left(-\frac{\partial \langle P \rangle}{\partial \langle V \rangle} \right)_X, \quad \text{(WRONG!)} \quad (5.37b)$$

is valid for pressure fluctuations. However, a such statement does not take into account a different physical nature of pressure (Fig. 4), with its very broad frequency spectrum. This issue will be discussed later in this chapter.

particular case of fluctuations at constant temperature ($X = T$),¹¹ we may use the definition (3.58) of the isothermal bulk compressibility K_T of the gas to rewrite Eq. (37a) as

$$\langle \tilde{V}^2 \rangle_T = \frac{TV}{K_T}. \quad (5.37b)$$

For an ideal classical gas of N particles, with the equation of state $\langle V \rangle = NT/\langle P \rangle$, it is easier to use directly Eq. (37a), again with $X = T$, to get

$$\langle \tilde{V}^2 \rangle_T = -T \left(-\frac{NT}{\langle P \rangle^2} \right) = \frac{\langle V \rangle^2}{N}, \quad \text{i.e.} \quad \frac{\delta V_T}{\langle V \rangle} = \frac{1}{N^{1/2}}, \quad (5.38)$$

in full agreement with the general trend given by Eq. (12).

Now let us proceed to fluctuations of temperature, for simplicity focusing on the case $V = \text{const}$. Let us again assume that the system we are considering is weakly coupled to a heat bath of temperature T_0 , in the sense that the time τ of temperature equilibration between the two is much larger than the time of internal equilibration, called *thermalization*. Then we may assume that, on the former time scale, T changes virtually simultaneously in the whole system, and consider it a function of time alone:

$$T = \langle T \rangle + \tilde{T}(t). \quad (5.39)$$

Moreover, due to the (relatively) large τ , we may use the stationary relation between small fluctuations of temperature and the internal energy of the system:

$$\tilde{T}(t) = \frac{\tilde{E}(t)}{C_V}, \quad \text{so that} \quad \delta T = \frac{\delta E}{C_V}. \quad (5.40)$$

With those assumptions, Eq. (20) immediately yields the famous expression for the so-called *thermodynamic fluctuations of temperature*:

$$\delta T = \frac{\delta E}{C_V} = \frac{\langle T \rangle}{C_V^{1/2}}. \quad (5.41)$$

Fluctuations
of T

The most straightforward application of this result is to analyses of so-called *bolometers* – broadband detectors of electromagnetic radiation in microwave and infrared frequency bands. (In particular, they are used for measurements of the CMB radiation, which was discussed in Sec. 2.6). In such a detector (Fig. 6), the incoming radiation is focused on a small sensor (e.g., either a small piece of a germanium crystal or a superconductor thin film at temperature $T \approx T_c$, etc.), which is well isolated thermally from the environment. As a result, the absorption of an even small radiation power \mathcal{P} leads to a noticeable change ΔT of the sensor's average temperature $\langle T \rangle$ and hence of its electric resistance R , which is probed up by low-noise external electronics.¹² If the power does not change in time too fast, ΔT is a certain function of \mathcal{P} , turning to 0 at $\mathcal{P} = 0$. Hence, if ΔT is much lower than the environment temperature T_0 , we may keep only the main, linear term in its Taylor expansion in \mathcal{P} :

¹¹ In this case, we may also use the second of Eqs. (1.39) to rewrite Eq. (37) via the second derivative $(\partial^2 G / \partial P^2)_T$.

¹² Besides low internal electric noise, a good sensor should have a sufficiently large *temperature responsivity* dR/dT , making the noise contribution by the readout electronics insignificant – see below.

$$\Delta T \equiv \langle T \rangle - T_0 = \frac{\mathcal{P}}{\mathcal{G}}, \quad (5.42)$$

where the coefficient $\mathcal{G} \equiv \partial\mathcal{P}/\partial T$ is called the *thermal conductance* of the (perhaps small but unavoidable) thermal coupling between the sensor and the heat bath – see Fig. 6.

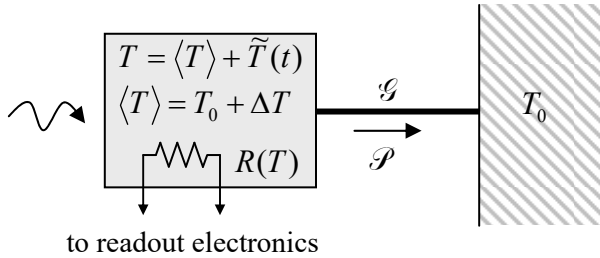


Fig. 5.6. The conceptual scheme of a bolometer.

The power may be detected if the electric signal from the sensor, which results from the change ΔT , is not drowned in spontaneous fluctuations. In practical systems, these fluctuations are contributed by several sources including electronic amplifiers. However, in modern systems, these “technical” contributions to noise are successfully suppressed,¹³ and the dominating noise source is the fundamental sensor temperature fluctuations, described by Eq. (41). In this case, the so-called *noise-equivalent power* (“NEP”), defined as the level of \mathcal{P} that produces the signal equal to the r.m.s. value of noise, may be calculated by equating the expressions (41) (with $\langle T \rangle = T_0$) and (42):

$$\text{NEP} \equiv \mathcal{P} \Big|_{\Delta T = \delta T} = \frac{T_0 \mathcal{G}}{C_V^{1/2}}. \quad (5.43)$$

This expression shows that to decrease the NEP, i.e. improve the detector’s sensitivity, both the environment temperature T_0 and the thermal conductance \mathcal{G} should be reduced. In modern receivers of radiation, their typical values are of the order of 0.1 K and 10^{-10} W/K, respectively.

On the other hand, Eq. (43) implies that to increase the bolometer’s sensitivity, i.e. to reduce the NEP, the C_V of the sensor, and hence its mass, should be *increased*. This conclusion is valid only to a certain extent, because due to technical reasons (parameter drifts and the so-called *1/f noise* of the sensor and external electronics), the incoming power has to be modulated with as high frequency ω as technically possible (in practical receivers, the cyclic frequency $\nu = \omega/2\pi$ of the modulation is between 10 and 1,000 Hz), so that the electrical signal might be picked up from the sensor at that frequency. As a result, the C_V may be increased only until the thermal constant of the sensor,

$$\tau = \frac{C_V}{\mathcal{G}}, \quad (5.44)$$

becomes close to $1/\omega$, because at $\omega\tau \gg 1$ the useful signal drops faster than noise. So, the lowest (i.e. the best) values of the NEP,

¹³ An important modern trend in this progress [see, e.g., P. Day *et al.*, *Nature* **425**, 817 (2003)] is the replacement of the resistive temperature sensors $R(T)$ with thin and narrow superconducting strips with temperature-sensitive kinetic inductance $L_k(T)$ – see the model solution of EM Problem 6.19. Such inductive sensors have zero dc resistance, and hence vanishing Johnson-Nyquist noise at typical signal pickup frequencies of a few kHz – see Eq. (81) and its discussion below.

$$(\text{NEP})_{\min} = \alpha T_0 \mathcal{G}^{1/2} \nu^{1/2}, \quad \text{with } \alpha \sim 1, \quad (5.45)$$

are reached at $\nu\tau \approx 1$. (The exact values of the optimal product $\omega\tau$, and of the numerical constant $\alpha \sim 1$ in Eq. (45), depend on the exact law of the power modulation in time, and the readout signal processing procedure.) With the parameters cited above, this estimate yields $(\text{NEP})_{\min}/\nu^{1/2} \sim 3 \times 10^{-17} \text{ W/Hz}^{1/2}$ – a very low power indeed.

However, perhaps counter-intuitively, the power modulation allows the bolometric (and other broadband) receivers to register radiation with power much lower than this NEP! Indeed, picking up the sensor signal at the modulation frequency ω , we can use the subsequent electronics stages to filter out all the noise besides its components within a very narrow band, of width $\Delta\nu \ll \nu$, around the modulation frequency (Fig. 7). This is the idea of a *microwave radiometer*,¹⁴ currently used in all sensitive broadband receivers of radiation.

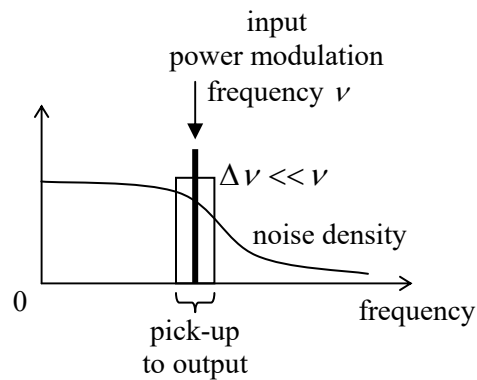


Fig. 5.7. The basic idea of the Dicke radiometer.

In order to analyze this opportunity, we need to develop theoretical tools for a quantitative description of the spectral distribution of fluctuations. Another motivation for that description is a need for analysis of variables dominated by fast (high-frequency) components, such as pressure – please have one more look at Fig. 4. Finally, during such an analysis, we will run into the fundamental relation between fluctuations and dissipation, which is one of the main results of statistical physics as a whole.

5.4. Fluctuations as functions of time

In the previous sections, the averaging $\langle \dots \rangle$ of any function was assumed to be over an appropriate statistical ensemble of many similar systems. However, as was discussed in Sec. 2.1, most physical systems of interest are ergodic. If such a system is also *stationary*, i.e. the statistical averages of its variables do not change with time, the averaging may be also understood as that over a sufficiently long time interval. In this case, we may think about fluctuations of any variable f as of a random process taking place in just one system, but developing in time: $\tilde{f} = \tilde{f}(t)$.

There are two mathematically equivalent approaches to the description of such random functions of time, called the *time-domain* picture and the *frequency-domain* picture, their relative convenience

¹⁴ It was pioneered in the 1950s by Robert Henry Dicke, so that the device is frequently called the *Dicke radiometer*. Note that the optimal strategy of using similar devices for time- and energy-resolved detection of single high-energy photons is different – though even it is essentially based on Eq. (41). For a recent brief review of such detectors see, e.g., K. Morgan, *Phys. Today* **71**, 29 (Aug. 2018), and references therein.

depending on the particular problem to be solved. In the time domain, we need to characterize a *random* fluctuation $\tilde{f}(t)$ by some *deterministic* function of time. Evidently, the average $\langle \tilde{f}(t) \rangle$ cannot be used for this purpose, because it equals zero – see Eq. (2). Of course, the variance (3) does not equal zero, but if the system is stationary, that average cannot depend on time either. Because of that, let us consider the following average:

$$\langle \tilde{f}(t)\tilde{f}(t') \rangle. \quad (5.46)$$

Generally, this is a function of two arguments. However, in a stationary system, the average like (46) may depend only on the difference,

$$\tau \equiv t' - t, \quad (5.47)$$

between the two observation times. In this case, the average (46) is called the *correlation function* of the variable f :

$$K_f(\tau) \equiv \langle \tilde{f}(t)\tilde{f}(t+\tau) \rangle. \quad (5.48) \quad \text{Correlation function}$$

Again, here the averaging may be understood as that either over a statistical ensemble of macroscopically similar systems or over a sufficiently long interval of the time argument t , with the argument τ kept constant. The correlation function's name¹⁵ catches the idea of this notion very well: $K_f(\tau)$ characterizes the mutual relation between the fluctuations of the variable f at two times separated by the given interval τ . Let us list the basic properties of this function.¹⁶

First of all, $K_f(\tau)$ has to be an even function of the time delay τ . Indeed, we may write

$$K_f(-\tau) = \langle \tilde{f}(t)\tilde{f}(t-\tau) \rangle \equiv \langle \tilde{f}(t-\tau)\tilde{f}(t) \rangle = \langle \tilde{f}(t')\tilde{f}(t'+\tau) \rangle, \quad (5.49)$$

with $t' \equiv t - \tau$. For stationary processes, this average cannot depend on the common shift of two observation times, so that the averages (48) and (49) have to be equal:

$$K_f(-\tau) = K_f(\tau). \quad (5.50)$$

Second, at $\tau \rightarrow 0$ the correlation function tends to the variance:

$$K_f(0) = \langle \tilde{f}(t)\tilde{f}(t) \rangle = \langle \tilde{f}^2 \rangle \geq 0. \quad (5.51)$$

In the opposite limit, when τ is much larger than certain characteristic *correlation time* τ_c of the system,¹⁷ the correlation function has to tend to zero because the fluctuations separated by such time interval are virtually independent (*uncorrelated*). As a result, the correlation function typically looks like one of the plots sketched in Fig. 8.

¹⁵ Another term, the *autocorrelation function*, is sometimes used for the average (48) to distinguish it from the *mutual correlation function*, $\langle f_1(t)f_2(t+\tau) \rangle$, of two different stationary processes.

¹⁶ Please notice that this correlation function is the direct temporal analog of the spatial correlation function briefly discussed in Sec. 4.2 – see Eq. (4.30).

¹⁷ Note that the correlation time τ_c is the direct temporal analog of the correlation radius r_c that was discussed in Sec. 4.2 – see the same Eq. (4.30).

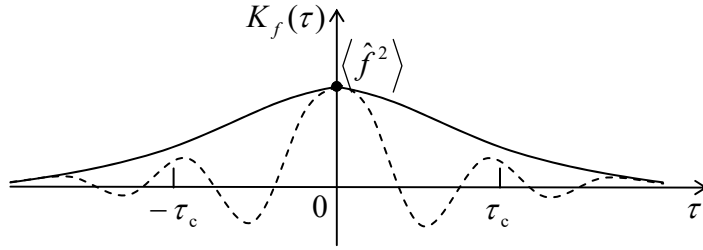


Fig. 5.8. The correlation function of fluctuations: two typical examples.

Note that on a time scale much longer than τ_c , any physically-realistic correlation function may be well approximated with a delta function of τ . (For example, for a process which is a sum of independent very short pulses, e.g., the gas pressure force exerted on the container wall (Fig. 4), such approximation is legitimate on time scales much longer than the single pulse duration, e.g., the time of particle's interaction with on the wall at the impact.)

In the reciprocal, frequency domain, the same process $\tilde{f}(t)$ is represented as a Fourier integral,¹⁸

$$\tilde{f}(t) = \int_{-\infty}^{+\infty} f_{\omega} e^{-i\omega t} d\omega, \quad (5.52)$$

with the reciprocal transform being

$$f_{\omega} = \frac{1}{2\pi} \int_{-\infty}^{+\infty} \tilde{f}(t) e^{i\omega t} dt. \quad (5.53)$$

If the function $\tilde{f}(t)$ is random (as it is in the case of fluctuations), with zero average, its Fourier transform f_{ω} is also a random function (now of frequency), also with a vanishing statistical average. Indeed, now thinking of the operation $\langle \dots \rangle$ as an ensemble averaging, we may write

$$\langle f_{\omega} \rangle = \left\langle \frac{1}{2\pi} \int_{-\infty}^{+\infty} \tilde{f}(t) e^{i\omega t} dt \right\rangle = \frac{1}{2\pi} \int_{-\infty}^{+\infty} \langle \tilde{f}(t) \rangle e^{i\omega t} dt = 0. \quad (5.54)$$

The simplest non-zero average may be formed similarly to Eq. (46), but with due respect to the complex-variable character of the Fourier images:

$$\langle f_{\omega} f_{\omega'}^* \rangle = \frac{1}{(2\pi)^2} \int_{-\infty}^{+\infty} dt' \int_{-\infty}^{+\infty} dt \langle \tilde{f}(t) \tilde{f}(t') \rangle e^{i(\omega t' - \omega t)}. \quad (5.55)$$

It turns out that for a stationary process, the averages (46) and (55) are directly related. Indeed, since the integration over t' in Eq. (55) is in infinite limits, we may replace it with the integration over $\tau \equiv t' - t$ (at fixed t), also in infinite limits. Replacing t' with $t + \tau$ in the expressions under the integral, we see that the average is just the correlation function $K_f(\tau)$, while the time exponent is equal to $\exp\{i(\omega' - \omega)t\} \exp\{i\omega'\tau\}$. As a result, changing the order of integration, we get

$$\langle f_{\omega} f_{\omega'}^* \rangle = \frac{1}{(2\pi)^2} \int_{-\infty}^{+\infty} dt \int_{-\infty}^{+\infty} d\tau K_f(\tau) e^{i(\omega - \omega')t} e^{i\omega'\tau} \equiv \frac{1}{(2\pi)^2} \int_{-\infty}^{+\infty} K_f(\tau) e^{i\omega'\tau} d\tau \int_{-\infty}^{+\infty} e^{i(\omega - \omega')t} dt. \quad (5.56)$$

But the last integral is just $2\pi\delta(\omega - \omega')$,¹⁹ so that we finally get

¹⁸ The argument of the function f_{ω} is represented as its index with a purpose to emphasize that this function is different from $\tilde{f}(t)$, while (very conveniently) still using the same letter for the same variable.

$$\langle f_{\omega} f_{\omega'}^* \rangle = S_f(\omega) \delta(\omega - \omega'), \quad (5.57)$$

where the real function of frequency,

$$S_f(\omega) \equiv \frac{1}{2\pi} \int_{-\infty}^{+\infty} K_f(\tau) e^{i\omega\tau} d\tau = \frac{1}{\pi} \int_0^{\infty} K_f(\tau) \cos \omega\tau d\tau, \quad (5.58)$$

Spectral density of fluctuations

is called the *spectral density of fluctuations at frequency ω* . According to Eq. (58), the spectral density is just the Fourier image of the correlation function, and hence the reciprocal Fourier transform is:^{20,21}

$$K_f(\tau) = \int_{-\infty}^{+\infty} S_f(\omega) e^{-i\omega\tau} d\omega = 2 \int_0^{\infty} S_f(\omega) \cos \omega\tau d\omega. \quad (5.59)$$

Wiener-Khinchin theorem

In particular, for the fluctuation variance, Eq. (59) yields

$$\langle \tilde{f}^2 \rangle \equiv K_f(0) = \int_{-\infty}^{+\infty} S_f(\omega) d\omega \equiv 2 \int_0^{\infty} S_f(\omega) d\omega. \quad (5.60)$$

The last relation shows that the term “spectral density” describes the physical sense of the function $S_f(\omega)$ very well. Indeed, if a random signal $f(t)$ had been passed through a frequency filter with a small bandwidth $\Delta\nu \ll \nu$ of positive cyclic frequencies, the integral in the last form of Eq. (60) could be limited to the interval $\Delta\omega = 2\pi\Delta\nu$, i.e. the variance of the filtered signal would become

$$\langle \tilde{f}^2 \rangle_{\Delta\nu} = 2S_f(\omega)\Delta\omega \equiv 4\pi S_f(\omega)\Delta\nu. \quad (5.61)$$

(A popular alternative definition of the spectral density is $\mathcal{S}_f(\nu) \equiv 4\pi S_f(\omega)$, making the average (61) equal to just $\mathcal{S}_f(\nu)\Delta\nu$.)

To conclude this introductory (mostly mathematical) section, let me note an important particular case. If the spectral density of some process is nearly constant within all the frequency range of interest, $S_f(\omega) = \text{const} = S_f(0)$,²² Eq. (59) shows that its correlation function may be well approximated with a delta function:

$$K_f(\tau) = S_f(0) \int_{-\infty}^{+\infty} e^{-i\omega\tau} d\omega = 2\pi S_f(0) \delta(\tau). \quad (5.62)$$

From this relation stems another popular name of the white noise, the *delta-correlated process*. We have already seen that this is a very reasonable approximation, for example, for the gas pressure force fluctuations (Fig. 4). Of course, for the spectral density of a realistic, limited physical variable the approximation of constant spectral density cannot be true for *all* frequencies (otherwise, for example,

¹⁹ See, e.g., MA Eq. (14.4).

²⁰ The second form of Eq. (59) uses the fact that, according to Eq. (58), $S_f(\omega)$ is an even function of frequency – just as $K_f(\tau)$ is an even function of time.

²¹ Although Eqs. (58) and (59) look not much more than straightforward corollaries of the Fourier transform, they bear a special name of the *Wiener-Khinchin theorem* – after the mathematicians N. Wiener and A. Khinchin who have proved that these relations are valid even for the functions $f(t)$ that are not square-integrable, so that from the point of view of standard mathematics, their Fourier transforms are not well defined.

²² Such process is frequently called the *white noise*, because it consists of all frequency components with equal amplitudes, reminding the white light, which consists of many monochromatic components with close amplitudes.

the integral (60) would diverge, giving an unphysical, infinite value of its variance), and may be valid only at frequencies much lower than $1/\tau_c$.

5.5. Fluctuations and dissipation

Now we are equipped mathematically to address one of the most important issues of statistical physics, the relation between fluctuations and dissipation. This relation is especially simple for the following hierarchical situation: a relatively “heavy”, slowly moving system, weakly interacting with an environment consisting of rapidly moving, “light” components. A popular theoretical term for such a system is the *Brownian particle*, named after botanist Robert Brown who was first to notice (in 1827) the random motion of small particles (in his case, pollen grains), caused by their random hits by fluid’s molecules, under a microscope. However, the family of such systems is much broader than that of small mechanical particles. Just for a few examples, such description is valid for an atom interacting with electromagnetic field modes of the surrounding space, a clock pendulum interacting with molecules of the air around it, current and voltage in electric circuits, etc.²³

One more important assumption of this theory is that the system’s motion does not violate the thermal equilibrium of the environment – well fulfilled in many cases. (Think, for example, about a typical mechanical pendulum – its motion does not overheat the air around it to any noticeable extent.) In this case, the averaging over a statistical ensemble of *similar environments*, at a fixed, specific motion of the system of interest, may be performed assuming their thermal equilibrium.²⁴ I will denote such a “primary” averaging by the usual angle brackets $\langle \dots \rangle$. At a later stage, we may carry out additional, “secondary” averaging, over an ensemble of many similar systems of interest, coupled to similar environments. When we do, such double averaging will be denoted by double angle brackets $\langle\langle \dots \rangle\rangle$.

Let me start from a simple classical system, a 1D harmonic oscillator whose equation of evolution may be represented as

$$m\ddot{q} + \kappa\dot{q} = \mathcal{F}_{\text{det}}(t) + \mathcal{F}_{\text{env}}(t) \equiv \mathcal{F}_{\text{det}}(t) + \langle \mathcal{F} \rangle + \tilde{\mathcal{F}}(t), \quad \text{with } \langle \tilde{\mathcal{F}}(t) \rangle = 0, \quad (5.63)$$

where q is the (generalized) coordinate of the oscillator, $\mathcal{F}_{\text{det}}(t)$ is the deterministic external force, while both components of the force $\mathcal{F}_{\text{env}}(t)$ represent the impact of the environment on the oscillator’s motion. Again, on the time scale of the fast-moving environmental components, the oscillator’s motion is slow. The average component $\langle \mathcal{F} \rangle$ of the force exerted by the environment on such a slowly moving object is frequently independent of its coordinate q but does depend on its velocity \dot{q} . For most such systems, the Taylor expansion of the force in small velocity has a non-zero linear term:

$$\langle \mathcal{F} \rangle = -\eta \dot{q}, \quad (5.64)$$

where the constant η is usually called the *drag* (or “kinematic friction”, or “damping”) *coefficient*, so that Eq. (63) may be rewritten as

²³ To emphasize this generality, in the forthcoming discussion of the 1D case, I will use the letter q rather than x for the system’s displacement.

²⁴ For a usual (ergodic) environment, the primary averaging may be interpreted as that over relatively short time intervals, $\tau_c \ll \Delta t \ll \tau$, where τ_c is the correlation time of the environment, while τ is the characteristic time scale of motion of our “heavy” system of interest.

$$m\ddot{q} + \eta\dot{q} + \kappa q = \mathcal{F}_{\text{det}}(t) + \tilde{\mathcal{F}}(t). \quad (5.65)$$

Langevin
equation
for classical
oscillator

This method of describing the environmental effects on an otherwise Hamiltonian system is called the *Langevin equation*.²⁵ Due to the linearity of the differential equation (65), its general solution may be represented as a sum of two independent parts: the deterministic motion of the damped linear oscillator due to the external force $\mathcal{F}_{\text{det}}(t)$, and its random fluctuations due to the random force $\tilde{\mathcal{F}}(t)$ exerted by the environment. The former effects are well known from classical dynamics,²⁶ so let us focus on the latter part by taking $\mathcal{F}_{\text{det}}(t) = 0$. The remaining term on the right-hand side of Eq. (65) describes the fluctuating part of the environmental force; in contrast to the average component (64), its intensity (read: its spectral density at relevant frequencies $\omega \sim \omega_0 \equiv (\kappa/m)^{1/2}$) does not vanish at $q(t) = 0$, and hence may be evaluated ignoring the system's motion.²⁷

Plugging into Eq. (65) the representation of both variables in the Fourier form similar to Eq. (52), and requiring the coefficients before the same $\exp\{-i\omega t\}$ to be equal on both sides of the equation, for their Fourier images we get the following relation:

$$-m\omega^2 q_\omega - i\omega\eta q_\omega + \kappa q_\omega = \tilde{\mathcal{F}}_\omega, \quad (5.66)$$

which immediately gives us q_ω , i.e. the (random) complex amplitude of the coordinate fluctuations:

$$q_\omega = \frac{\tilde{\mathcal{F}}_\omega}{(\kappa - m\omega^2) - i\eta\omega} \equiv \frac{\tilde{\mathcal{F}}_\omega}{m(\omega_0^2 - \omega^2) - i\eta\omega}. \quad (5.67)$$

Now multiplying Eq. (67) by its complex conjugate for another frequency (say, ω'), averaging both parts of the resulting equation, and using the formulas similar to Eq. (57) for each of them,²⁸ we get the following relation between spectral densities of the oscillations and the random force:²⁹

$$S_q(\omega) = \frac{1}{m^2(\omega_0^2 - \omega^2)^2 + \eta^2\omega^2} S_{\tilde{\mathcal{F}}}(\omega). \quad (5.68)$$

In the so-called low-damping limit ($\eta \ll m\omega_0$), the fraction on the right-hand side of Eq. (68) has a sharp peak near the oscillator's own frequency ω_0 (describing the well-known effect of high- Q resonance), and may be well approximated in that vicinity as

²⁵ Named after Paul Langevin, whose 1908 work was the first systematic development of A. Einstein's ideas on Brownian motion (see below) using this formalism. A detailed discussion of this approach, with numerical examples of its application, may be found, e.g., in the monograph by W. Coffey, Yu. Kalmykov, and J. Waldron, *The Langevin Equation*, World Scientific, 1996.

²⁶ See, e.g., CM Sec. 5.1. Here I assume that the variable $f(t)$ is classical, with the discussion of the quantum case postponed until the end of the section.

²⁷ Note that the direct secondary statistical averaging of Eq. (65) with $\mathcal{F}_{\text{det}} = 0$ yields $\langle\langle q \rangle\rangle = 0$! This, perhaps a bit counter-intuitive result becomes less puzzling if we recognize that this is the averaging over a large statistical ensemble of random sinusoidal oscillations with all values of their phase, and that the (equally probable) oscillations with opposite phases give mutually canceling contributions to the sum in Eq. (2.6).

²⁸ At this stage, we restrict our analysis to random, stationary processes $q(t)$, so that Eq. (57) is valid for this variable as well, if the averaging in it is understood in the $\langle\langle \dots \rangle\rangle$ sense.

²⁹ Regardless of the physical sense of such a function of ω , and of whether its maximum is situated at a finite frequency ω_0 as in Eq. (68) or at $\omega = 0$, it is often referred to as the *Lorentzian* (or "Breit-Wigner") line.

$$\frac{1}{m^2(\omega_0^2 - \omega^2)^2 + (\eta\omega)^2} \approx \frac{1}{\eta^2\omega_0^2(\xi^2 + 1)}, \quad \text{with } \xi \equiv \frac{2m(\omega - \omega_0)}{\eta}. \quad (5.69)$$

In contrast, the spectral density $S_{\mathcal{F}}(\omega)$ of fluctuations of a typical environment is changing relatively slowly, so that for the purpose of integration over frequencies near ω_0 we may replace $S_{\mathcal{F}}(\omega)$ with $S_{\mathcal{F}}(\omega_0)$. As a result, the variance of the environment-imposed random oscillations may be calculated, using Eq. (60), as³⁰

$$\langle\langle \tilde{q}^2 \rangle\rangle = 2 \int_0^\infty S_q(\omega) d\omega \approx 2 \int_{\omega \approx \omega_0} S_q(\omega) d\omega = 2S_{\mathcal{F}}(\omega_0) \frac{1}{\eta^2\omega_0^2} \frac{\eta}{2m} \int_{-\infty}^{+\infty} \frac{d\xi}{\xi^2 + 1}. \quad (5.70)$$

This is a well-known table integral,³¹ equal to π , so that, finally:

$$\langle\langle \tilde{q}^2 \rangle\rangle = 2S_{\mathcal{F}}(\omega_0) \frac{1}{\eta^2\omega_0^2} \frac{\eta}{2m} \pi \equiv \frac{\pi}{m\omega_0^2\eta} S_{\mathcal{F}}(\omega_0) \equiv \frac{\pi}{\kappa\eta} S_{\mathcal{F}}(\omega_0). \quad (5.71)$$

But on the other hand, the weak interaction with the environment should keep the oscillator in thermodynamic equilibrium at the same temperature T . Since our analysis has been based on the classical Langevin equation (65), we may only use it in the classical limit $\hbar\omega_0 \ll T$, in which we may use the equipartition theorem (2.48). In our current notation, it yields

$$\frac{\kappa}{2} \langle\langle \tilde{q}^2 \rangle\rangle = \frac{T}{2}. \quad (5.72)$$

Comparing Eqs. (71) and (72), we see that the spectral density of the random force exerted by the environment has to be fundamentally related to the damping it provides:

$$S_{\mathcal{F}}(\omega_0) = \frac{\eta}{\pi} T. \quad (5.73a)$$

Now we may argue (rather convincingly :-)) that since this relation does not depend on oscillator's parameters m and κ , and hence its eigenfrequency $\omega_0 = (\kappa/m)^{1/2}$, it should be valid at any relatively low frequency ($\omega\tau_c \ll 1$). Using Eq. (58) with $\omega \rightarrow 0$, it may be also rewritten as a formula for the effective low-frequency drag coefficient:

$$\eta = \frac{1}{T} \int_0^\infty K_{\mathcal{F}}(\tau) d\tau \equiv \frac{1}{T} \int_0^\infty \langle \tilde{\mathcal{F}}(0) \tilde{\mathcal{F}}(\tau) \rangle d\tau. \quad (5.73b)$$

Formulas (73) reveal an intimate, fundamental relation between the fluctuations and the dissipation provided by a thermally-equilibrium environment. Parroting the famous political slogan, there is “no dissipation without fluctuation” – and vice versa. This means in particular that the phenomenological description of dissipation barely by the drag force in classical mechanics³² is

³⁰ Since in this case the process in the oscillator is entirely due to its environment, its variance should be obtained by statistical averaging over an ensemble of many similar (oscillator + environment) systems, and hence, following our convention, it is denoted by double angular brackets.

³¹ See, e.g. MA Eq. (6.5a).

³² See, e.g., CM Sec. 5.1.

(approximately) valid only when the energy scale of the process is much larger than T . To the best of my knowledge, this fact was first recognized in 1905 by A. Einstein,³³ for the following particular case.

Let us apply our result (73) to a free 1D Brownian particle, by taking $\kappa = 0$ and $\mathcal{F}_{\text{det}}(t) = 0$. In this case, both relations (71) and (72) give infinities. To understand the reason for that divergence, let us go back to the Langevin equation (65) with not only $\kappa = 0$ and $\mathcal{F}_{\text{det}}(t) = 0$, but also $m \rightarrow 0$ – just for the sake of simplicity. (The latter approximation, frequently called the *overdamping limit*, is quite appropriate, for example, for the motion of small particles in viscous fluids – such as in R. Brown’s experiments.) In this approximation, Eq. (65) is reduced to a simple equation,

$$\eta \dot{q} = \tilde{\mathcal{F}}(t), \quad \text{with} \quad \langle \tilde{\mathcal{F}}(t) \rangle = 0, \quad (5.74)$$

which may be readily integrated to give the particle’s displacement during a finite time interval t :

$$\Delta q(t) \equiv q(t) - q(0) = \frac{1}{\eta} \int_0^t \tilde{\mathcal{F}}(t') dt'. \quad (5.75)$$

Evidently, at the full statistical averaging of the displacement, the fluctuation effects vanish, but this does not mean that the particle does not move – just that it has equal probabilities to be shifted in either of two possible directions. To see that, let us calculate the variance of the displacement:

$$\langle \langle \Delta \tilde{q}^2(t) \rangle \rangle = \frac{1}{\eta^2} \int_0^t dt' \int_0^t dt'' \langle \tilde{\mathcal{F}}(t') \tilde{\mathcal{F}}(t'') \rangle \equiv \frac{1}{\eta^2} \int_0^t dt' \int_0^t dt'' K_{\tilde{\mathcal{F}}}(t' - t''). \quad (5.76)$$

As we already know, at times $\tau \gg \tau_c$, the correlation function may be well approximated by the delta function – see Eq. (62). In this approximation, with $S_{\tilde{\mathcal{F}}}(0)$ expressed by Eq. (73a), we get

$$\langle \langle \Delta \tilde{q}^2(t) \rangle \rangle = \frac{2\pi}{\eta^2} S_{\tilde{\mathcal{F}}}(0) \int_0^t dt' \int_0^t dt'' \delta(t'' - t') = \frac{2\pi}{\eta^2} \frac{\eta T}{\pi} \int_0^t dt' = \frac{2T}{\eta} t \equiv 2Dt, \quad (5.77)$$

with

$$D = \frac{T}{\eta}. \quad (5.78) \quad \text{Einstein's relation}$$

The final form of Eq. (77) describes the well-known law of *diffusion* (“random walk”) of a 1D system, with the r.m.s. deviation from the point of origin growing as $(2Dt)^{1/2}$. The coefficient D in this relation is called the *coefficient of diffusion*, and Eq. (78) describes the extremely simple and important³⁴ *Einstein’s relation* between that coefficient and the drag coefficient. Often this relation is rewritten, in the SI units of temperature, as $D = \mu k_B T_K$, where $\mu \equiv 1/\eta$ is the *mobility* of the particle. The physical sense of μ becomes clear from the expression for the deterministic velocity (particle’s “drift”), which follows from the averaging of both sides of Eq. (74) after the restoration of the term $\mathcal{F}_{\text{det}}(t)$ in it:

³³ It was published in one of the three papers of Einstein’s celebrated 1905 “triad”. As a reminder, another paper started the (special) relativity theory, and one more was the quantum description of the photoelectric effect, essentially starting the quantum mechanics. Not too bad for one year, one young scientist!

³⁴ In particular, in 1908, i.e. very soon after Einstein’s publication, it was used by J. Perrin for an accurate determination of the Avogadro number N_A . (It was Perrin who graciously suggested naming this constant after A. Avogadro, honoring his pioneering studies of gases in the 1810s.)

$$v_{\text{drift}} \equiv \langle \langle \dot{q}(t) \rangle \rangle = \frac{1}{\eta} \mathcal{F}_{\text{det}}(t) \equiv \mu \mathcal{F}_{\text{det}}(t), \quad (5.79)$$

so that the mobility is just the drift velocity given to the particle by a unit force.³⁵

Another famous embodiment of the general Eq. (73) is the *thermal* (or “Johnson”, or “Johnson-Nyquist”, or just “Nyquist”) *noise* in resistive electron devices. Let us consider a two-terminal, dissipation-free “probe” circuit, playing the role of the harmonic oscillator in our analysis carried out above, connected to a resistive device (Fig. 9), playing the role of the probe circuit’s environment. (The noise is generated by the thermal motion of numerous electrons, randomly moving inside the resistive device.) For this system, one convenient choice of the conjugate variables (the generalized coordinate and generalized force) is, respectively, the electric charge $Q \equiv \int I(t) dt$ that has passed through the “probe” circuit by time t , and the voltage \mathcal{V} across its terminals, with the polarity shown in Fig. 9. (Indeed, the product $\mathcal{V} dQ$ is the elementary work $d\mathcal{W}$ done by the environment on the probe circuit.)

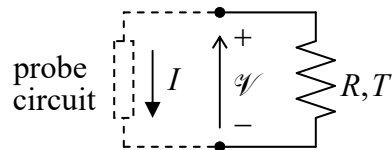


Fig. 5.9. A resistive device as a dissipative environment of a two-terminal probe circuit.

Making the corresponding replacements, $q \rightarrow Q$ and $\mathcal{F} \rightarrow \mathcal{V}$ in Eq. (64), we see that it becomes

$$\langle \mathcal{V} \rangle = -\eta \dot{Q} \equiv -\eta I. \quad (5.80)$$

Comparing this relation with Ohm’s law, $\mathcal{V} = R(-I)$,³⁶ we see that in this case, the coefficient η has the physical sense of the usual Ohmic resistance R of our dissipative device,³⁷ so that Eq. (73a) becomes

$$S_{\mathcal{V}}(\omega) = \frac{R}{\pi} T. \quad (5.81a)$$

Using last equality in Eq. (61), and transferring to the SI units of temperature ($T = k_{\text{B}} T_{\text{K}}$), we may bring this famous *Nyquist formula*³⁸ to its most popular form:

$$\langle \langle \tilde{\mathcal{V}}^2 \rangle \rangle_{\Delta\nu} = 4k_{\text{B}} T_{\text{K}} R \Delta\nu. \quad (5.81b)$$

Nyquist
formula

³⁵ Note that in solid-state physics and electronics, the charge carrier mobility is usually defined as $|v_{\text{drift}}/\mathcal{E}| = e v_{\text{drift}}/|\mathcal{F}_{\text{det}}| \equiv e|\mu|$ (where \mathcal{E} is the applied electric field), and is traditionally measured in $\text{cm}^2/\text{V}\cdot\text{s}$.

³⁶ The minus sign is due to the fact that in our notation, the current flowing in the resistor, from the positive terminal to the negative one, is $(-I)$ – see Fig. 9.

³⁷ Due to this fact, Eq. (64) is often called the *Ohmic model* of the environment’s response, even if the physical nature of the variables q and \mathcal{F} is completely different from the electric charge and voltage.

³⁸ It is named after Harry Nyquist who derived this formula in 1928 (independently of the prior work by A. Einstein, M. Smoluchowski, and P. Langevin) to describe the noise that had been just discovered experimentally by his Bell Labs’ colleague John Bertrand Johnson. The derivation of Eq. (73) and hence Eq. (81) in these notes is essentially a twist of the derivation used by H. Nyquist.

Note that according to Eq. (65), this result is only valid at a negligible speed of change of the coordinate q (in our current case, negligible current I), i.e. Eq. (81) expresses the voltage fluctuations as would be measured by a virtually ideal *voltmeter*, with its input resistance much higher than R .

On the other hand, using a different choice of generalized coordinate and force, $q \rightarrow \Phi$, $\mathcal{F} \rightarrow I$ (where $\Phi \equiv \int \mathcal{V}(t) dt$ is the generalized magnetic flux, so that $d\mathcal{W} = I\mathcal{V}(t)dt \equiv Id\Phi$), we get $\eta \rightarrow 1/R$, and Eq. (73) yields the thermal fluctuations of the current through the resistive device, as measured by a virtually ideal *ammeter*, i.e. at $\mathcal{V} \rightarrow 0$:

$$S_I(\omega) = \frac{1}{\pi R} T, \quad \text{i.e. } \langle \tilde{I}^2 \rangle_{\Delta\nu} = \frac{4k_B T_K}{R} \Delta\nu. \quad (5.81c)$$

The nature of Eqs. (81) is so fundamental that they may be used, in particular, for the so-called *Johnson noise thermometry*.³⁹ Note, however, that these relations are valid for noise in thermal equilibrium only. In electric circuits that may be readily driven out of equilibrium by an applied voltage \mathcal{V} , other types of noise are frequently important, notably the *shot noise*, which arises in short conductors, e.g., tunnel junctions, at applied voltages with $|\mathcal{V}| \gg T/q$, due to the discreteness of charge carriers.⁴⁰ A straightforward analysis (left for the reader's exercise) shows that this noise may be characterized by current fluctuations with the following low-frequency spectral density:

$$S_I(\omega) = \frac{|q\bar{I}|}{2\pi}, \quad \text{i.e. } \langle \tilde{I}^2 \rangle_{\Delta\nu} = 2|q\bar{I}| \Delta\nu, \quad (5.82) \quad \text{Schottky formula}$$

where q is the electric charge of a single current carrier. This is the *Schottky formula*,⁴¹ valid for any relation between the average I and \mathcal{V} . The comparison of Eqs. (81c) and (82) for a device that obeys the Ohm law shows that the shot noise has the same intensity as the thermal noise with the effective temperature

$$T_{\text{ef}} = \frac{|q\mathcal{V}|}{2} \gg T. \quad (5.83)$$

This relation may be interpreted as a result of charge carrier overheating by the applied electric field, and explains why the Schottky formula (82) is only valid in conductors much shorter than the energy relaxation length l_e of the charge carriers.⁴² (Another mechanism of shot noise suppression, which may become noticeable in highly conductive nanoscale devices, is the Fermi-Dirac statistics of electrons.⁴³)

Now let us return for a minute to the bolometric Dicke radiometer (see Figs. 6-7 and their discussion in Sec. 4), and use the Langevin formalism to finalize its analysis. For this system, the Langevin equation is an extension of the usual equation of heat balance:

³⁹ See, e.g., J. Crossno *et al.*, *Appl. Phys. Lett.* **106**, 023121 (2015), and references therein.

⁴⁰ Another practically important type of fluctuations in electronic devices is the low-frequency *1/f noise* that was already mentioned in Sec. 3 above. I will briefly discuss it in Sec. 8.

⁴¹ It was derived by Walter Hans Schottky as early as 1918, i.e. even before Nyquist's work.

⁴² See, e.g., Y. Naveh *et al.*, *Phys. Rev. B* **58**, 15371 (1998). In practically used metals, l_e is of the order of 30 nm even at liquid-helium temperatures (and much shorter at room temperatures), so that the usual "macroscopic" resistors do not exhibit the shot noise.

⁴³ For a review of this effect see, e.g., Ya. Blanter and M. Büttiker, *Phys. Repts.* **336**, 1 (2000).

$$C_V \frac{dT}{dt} + \mathcal{G}(T - T_0) = \mathcal{P}_{\text{det}}(t) + \tilde{\mathcal{P}}(t), \quad (5.84)$$

where $\mathcal{P}_{\text{det}} \equiv \langle \mathcal{P} \rangle$ describes the (deterministic) power of the absorbed radiation and $\tilde{\mathcal{P}}$ represents the effective source of temperature fluctuations. Now we can use Eq. (84) to carry out a calculation of the spectral density $S_T(\omega)$ of temperature fluctuations absolutely similarly to how this was done with Eq. (65), assuming that the frequency spectrum of the fluctuation source is much broader than the intrinsic bandwidth $1/\tau = \mathcal{G}/C_V$ of the bolometer, so that its spectral density at frequencies $\omega\tau \sim 1$ may be well approximated by its low-frequency value $S_{\mathcal{P}}(0)$:

$$S_T(\omega) = \left| \frac{1}{-i\omega C_V + \mathcal{G}} \right|^2 S_{\mathcal{P}}(0). \quad (5.85)$$

Then, requiring the variance of temperature fluctuations, calculated from this formula and Eq. (60),

$$\begin{aligned} (\delta T)^2 &\equiv \langle \tilde{T}^2 \rangle = 2 \int_0^\infty S_T(\omega) d\omega = 2 S_{\mathcal{P}}(0) \int_0^\infty \left| \frac{1}{-i\omega C_V + \mathcal{G}} \right|^2 d\omega \\ &\equiv 2 S_{\mathcal{P}}(0) \frac{1}{C_V^2} \int_0^\infty \frac{d\omega}{\omega^2 + (\mathcal{G}/C_V)^2} = \frac{\pi S_{\mathcal{P}}(0)}{\mathcal{G} C_V}, \end{aligned} \quad (5.86)$$

to coincide with our earlier “thermodynamic fluctuation” result (41), we get

$$S_{\mathcal{P}}(0) = \frac{\mathcal{G}}{\pi} T_0^2. \quad (5.87)$$

The r.m.s. value of the “power noise” within a bandwidth $\Delta\nu \ll 1/\tau$ (see Fig. 7) becomes equal to the deterministic signal power \mathcal{P}_{det} (or more exactly, the main harmonic of its modulation law) at

$$\mathcal{P} = \mathcal{P}_{\text{min}} \equiv \left(\langle \tilde{\mathcal{P}}^2 \rangle_{\Delta\nu} \right)^{1/2} = (2 S_{\mathcal{P}}(0) \Delta\omega)^{1/2} = 2(\mathcal{G} \Delta\nu)^{1/2} T_0. \quad (5.88)$$

This result shows that our earlier prediction (45) may be improved by a substantial factor of the order of $(\Delta\nu/\nu)^{1/2}$, where the reduction of the output bandwidth is limited only by the signal accumulation time $\Delta t \sim 1/\Delta\nu$, while the increase of ν is limited by the speed of (typically, mechanical) devices performing the power modulation. In practical systems this factor may improve the sensitivity by a couple of orders of magnitude, enabling observation of extremely weak radiation. Maybe the most spectacular example is the recent measurements of the CMB radiation, which corresponds to blackbody temperature $T_K \approx 2.726$ K, with accuracy $\delta T_K \sim 10^{-6}$ K, using microwave receivers with the physical temperature of all their components much higher than δT . The observed weak ($\sim 10^{-5}$ K) anisotropy of the CMB radiation is a major experimental basis of all modern cosmology.⁴⁴

Returning to the discussion of our main result, Eq. (73), let me note that it may be readily generalized to the case when the environment’s response is different from the Ohmic form (64). This opportunity is virtually evident from Eq. (66): by its derivation, the second term on its left-hand side is just the Fourier component of the average response of the environment to the system’s displacement:

⁴⁴ See, e.g., a concise book by A. Balbi, *The Music of the Big Bang*, Springer, 2008.

$$\langle \mathcal{F}_\omega \rangle = i\omega\eta q_\omega. \quad (5.89)$$

Now let the response be still linear, but have an arbitrary frequency dispersion,

$$\langle \mathcal{F}_\omega \rangle = \chi(\omega)q_\omega, \quad (5.90)$$

where the function $\chi(\omega)$, called the *generalized susceptibility* (in our case, of the environment) may be complex, i.e. have both the imaginary and real parts:

$$\chi(\omega) = \chi'(\omega) + i\chi''(\omega). \quad (5.91)$$

Then Eq. (73) remains valid with the replacement $\eta \rightarrow \chi''(\omega)/\omega$.⁴⁵

$$S_{\mathcal{F}}(\omega) = \frac{\chi''(\omega)}{\pi\omega} T. \quad (5.92)$$

This fundamental relation⁴⁶ may be used not only to calculate the fluctuation intensity from the known generalized responsibility (i.e. the deterministic response of the system to a small perturbation), but also in reverse – to calculate such linear response from the known fluctuations. The latter use is especially attractive at numerical simulations of complex systems, e.g., those based on molecular-dynamics approaches, because it circumvents the need in extracting a weak response to a small perturbation out of a noisy background.

Now let us discuss what generalization of Eq. (92) is necessary to make that fundamental result suitable for arbitrary temperatures, $T \sim \hbar\omega$. The calculations we had performed were based on the apparently classical equation of motion, Eq. (63). However, quantum mechanics shows⁴⁷ that a similar equation is valid for the corresponding Heisenberg-picture operators, so that repeating all the arguments leading to the Langevin equation (65), we may write its quantum-mechanical version

$$m\ddot{\hat{q}} + \eta\dot{\hat{q}} + \kappa\hat{q} = \hat{\mathcal{F}}_{\text{det}} + \hat{\mathcal{F}}. \quad (5.93)$$

Heisenberg-
Langevin
equation

This is the so-called *Heisenberg-Langevin* (or “quantum Langevin”) *equation* – in this particular case, for a harmonic oscillator.

The further operations, however, require certain caution, because the right-hand side of the equation is now an operator, and has some nontrivial properties. For example, the “values” of the Heisenberg operator, representing the same variable $f(t)$ at different times, do not necessarily commute:

$$\hat{f}(t)\hat{f}(t') \neq \hat{f}(t')\hat{f}(t), \quad \text{if } t' \neq t. \quad (5.94)$$

⁴⁵ Reviewing the calculations leading to Eq. (73), we may see that the possible real part $\chi'(\omega)$ of the susceptibility just adds up to $(k - m\omega^2)$ in the denominator of Eq. (67), resulting in a change of the oscillator’s frequency ω_0 . This renormalization is insignificant if the oscillator-to-environment coupling is weak, i.e. if the susceptibility $\chi(\omega)$ is small – as had been assumed at the derivation of Eq. (69) and hence Eq. (73).

⁴⁶ It is sometimes called the Green-Kubo (or just the Kubo) formula. This is hardly fair, because, as the reader could see, Eq. (92) is just an elementary generalization of the Nyquist formula (81). Moreover, the corresponding works of M. Green and R. Kubo were published, respectively, in 1954 and 1957, i.e. after the 1951 paper by H. Callen and T. Welton, where a more general result (98) had been derived. Much more adequately, the Green/Kubo names are associated with Eq. (102) below.

⁴⁷ See, e.g., QM Sec. 4.6.

As a result, the function defined by Eq. (46) may not be a symmetric function of the time delay $\tau \equiv t' - t$ even for a stationary process, making it inadequate for the representation of the actual correlation function – which has to obey Eq. (50). This technical difficulty may be overcome by the introduction of the following *symmetrized correlation function*⁴⁸

$$K_f(\tau) \equiv \frac{1}{2} \left\langle \hat{f}(t) \hat{f}(t+\tau) + \hat{f}(t+\tau) \hat{f}(t) \right\rangle \equiv \frac{1}{2} \left\langle \left\{ \hat{f}(t), \hat{f}(t+\tau) \right\} \right\rangle, \quad (5.95)$$

(where $\{\dots, \dots\}$ denotes the anticommutator of the two operators), and, similarly, the symmetrical spectral density $S_f(\omega)$, defined by the following relation:

$$S_f(\omega) \delta(\omega - \omega') \equiv \frac{1}{2} \left\langle \hat{f}_\omega \hat{f}_{\omega'}^* + \hat{f}_{\omega'}^* \hat{f}_\omega \right\rangle \equiv \frac{1}{2} \left\langle \left\{ \hat{f}_\omega, \hat{f}_{\omega'}^* \right\} \right\rangle, \quad (5.96)$$

with $K_f(\tau)$ and $S_f(\omega)$ still related by the Fourier transform (59).

Now we may repeat all the analysis that was carried out for the classical case, and get Eq. (71) again, but now this expression has to be compared not with the equipartition theorem, but with its quantum-mechanical generalization (14), which, in our current notation, reads

$$\langle \langle \tilde{q}^2 \rangle \rangle = \frac{\hbar \omega_0}{2\kappa} \coth \frac{\hbar \omega_0}{2T}. \quad (5.97)$$

As a result, we get the following quantum-mechanical generalization of Eq. (92):

FDT

$$S_{\mathcal{F}}(\omega) = \frac{\hbar \chi''(\omega)}{2\pi} \coth \frac{\hbar \omega}{2T}. \quad (5.98)$$

This is the much-celebrated *fluctuation-dissipation theorem*, usually referred to just as the FDT, first derived in 1951 by Herbert Bernard Callen and Theodore A. Welton – in a somewhat different way.

As natural as it seems, this generalization of the relation between fluctuations and dissipation poses a very interesting conceptual dilemma. Let, for the sake of clarity, temperature be relatively low, $T \ll \hbar \omega$, then Eq. (98) gives a temperature-independent result

Quantum noise

$$S_{\mathcal{F}}(\omega) = \frac{\hbar \chi''(\omega)}{2\pi}, \quad (5.99)$$

which describes what is frequently called *quantum noise*. According to the quantum Langevin equation (93), nothing but the random force exerted by the environment, with the spectral density (99) proportional to the imaginary part of susceptibility (i.e. damping), is the source of the ground-state “fluctuations” of the coordinate and momentum of a quantum harmonic oscillator, with the r.m.s. values

$$\delta q \equiv \langle \langle \tilde{q}^2 \rangle \rangle^{1/2} = \left(\frac{\hbar}{2m\omega_0} \right)^{1/2}, \quad \delta p \equiv \langle \langle \tilde{p}^2 \rangle \rangle^{1/2} = \left(\frac{\hbar m \omega_0}{2} \right)^{1/2}, \quad (5.100)$$

⁴⁸ Here (and to the end of this section) the averaging $\langle \dots \rangle$ should be understood in the general quantum-statistical sense – see Eq. (2.12). As was discussed in Sec. 2.1, for the classical-mixture state of the system, this does not create any difference in either the mathematical treatment of the averages or their physical interpretation.

and the total energy $\hbar\omega/2$. On the other hand, the basic quantum mechanics tells us that exactly these formulas describe the ground state of a *dissipation-free* oscillator, not coupled to any environment, and are a direct corollary of the basic commutation relation

$$[\hat{q}, \hat{p}] = i\hbar. \quad (5.101)$$

So, what is the genuine source of the uncertainty described by Eqs. (100)?

The best resolution of this paradox I can offer is that *either* interpretation of Eqs. (100) is legitimate, with their relative convenience depending on the particular application. One may say that since the right-hand side of the quantum Langevin equation (93) is a quantum-mechanical operator, rather than a classical force, it “carries the uncertainty relation within itself”. However, this (admittedly, opportunistic :-)) resolution leaves the following question open: is the quantum noise (99) of the environment’s observable \mathcal{F} directly, without any probe oscillator subjected to it? An experimental resolution of this dilemma is not quite simple, because usual scientific instruments have their own ground-state uncertainty, i.e. their own quantum fluctuations, which may be readily confused with those of the system under study. Fortunately, this difficulty may be overcome, for example, using unique frequency-mixing (“down-conversion”) properties of Josephson junctions. Special low-temperature experiments using such down-conversion⁴⁹ have confirmed that the noise (99) is real and measurable.

Finally, let me mention an alternative derivation⁵⁰ of the fluctuation-theorem (98) from the general quantum mechanics of open systems. This derivation is substantially longer than that presented above, but gives an interesting sub-product, the *Green-Kubo formula*

$$\left\langle \left[\hat{\mathcal{F}}(t), \hat{\mathcal{F}}(t+\tau) \right] \right\rangle = i\hbar \mathcal{G}(\tau), \quad (5.102)$$

where $\mathcal{A}(\tau)$ is the temporal Green’s function of the environment, defined by the following relation:

$$\langle \mathcal{F}(t) \rangle = \int_0^\infty \mathcal{G}(\tau) q(t-\tau) d\tau \equiv \int_{-\infty}^t \mathcal{G}(t-t') q(t') dt'. \quad (5.103)$$

Plugging the Fourier transforms of all three functions of time participating in Eq. (103) into this relation, it is straightforward to check that this Green’s function is just the Fourier image of the complex susceptibility $\chi(\omega)$ defined by Eq. (90):

$$\int_0^\infty \mathcal{G}(\tau) e^{i\omega\tau} d\tau = \chi(\omega); \quad (5.104)$$

here 0 is used as the lower limit instead of $(-\infty)$ just to emphasize that due to the causality principle, Green’s function has to be equal zero for $\tau < 0$.⁵¹

In order to reveal the real beauty of Eq. (102), we may use the Wiener-Khinchin theorem (59) to rewrite the fluctuation-dissipation theorem (98) in a similar time-domain form:

⁴⁹ R. Koch *et al.*, *Phys. Rev. B* **26**, 74 (1982), and references therein.

⁵⁰ See, e.g., QM Sec. 7.4.

⁵¹ See, e.g., CM Sec. 5.1.

$$\left\langle \left\{ \tilde{\mathcal{F}}(t), \tilde{\mathcal{F}}(t+\tau) \right\} \right\rangle = 2K_{\tilde{\mathcal{F}}}(\tau), \quad (5.105)$$

where the symmetrized correlation function $K_{\mathcal{A}}(\tau)$ is most simply described by its Fourier transform, which is, according to Eq. (58), equal to $\pi S_{\mathcal{A}}(\omega)$, so that using the FDT, we get

$$\int_0^{\infty} K_{\tilde{\mathcal{F}}}(\tau) \cos \omega \tau d\tau = \frac{\hbar \chi''(\omega)}{2} \coth \frac{\hbar \omega}{2T}. \quad (5.106)$$

The comparison of Eqs. (102) and (104), on one hand, and Eqs (105)-(106), on the other hand, shows that both the commutation and anticommutation properties of the Heisenberg-Langevin force operator at different moments of time are determined by the same generalized susceptibility $\chi(\omega)$ of the environment. However, the averaged anticommutator also depends on temperature, while the averaged commutator does not – at least explicitly, because the complex susceptibility of an environment may be temperature-dependent as well.

5.6. The Kramers problem and the Smoluchowski equation

Returning to the classical case, it is evident that Langevin equations of the type (65) provide means not only for the analysis of stationary fluctuations, but also for the description of arbitrary time evolution of (classical) systems coupled to their environments – which, again, may provide both dissipation and fluctuations. However, this approach to evolution analysis suffers from two major handicaps.

First, the Langevin equation does enable a straightforward calculation of the statistical average of the variable q , and its fluctuation variance – i.e., in the common mathematical terminology, the first and second *moments* of the probability density $w(q, t)$ – as functions of time, but not of the probability distribution as such. Admittedly, this is rarely a big problem, because in most cases the distribution is Gaussian – see, e.g., Eq. (2.77).

The second, more painful drawback of the Langevin approach is that it is instrumental only for “linear” systems – i.e., the systems whose dynamics may be described by linear differential equations, such as Eq. (65). However, as we know from classical dynamics, many important problems (for example, the Kepler problem of planetary motion⁵²) are reduced to motion in substantially non-harmonic potentials $U_{\text{ef}}(q)$, leading to nonlinear equations of motion. If the energy of interaction between the system and its random environment is factorable – i.e. is a product of variables belonging to these subsystems (as it is very frequently the case), we may repeat all arguments of the last section to derive the following generalized version of the 1D Langevin equation:⁵³

$$m\ddot{q} + \eta \dot{q} + \frac{\partial U(q, t)}{\partial q} = \tilde{\mathcal{F}}(t), \quad (5.107)$$

⁵² See, e.g., CM Secs. 3.4-3.6.

⁵³ The generalization of Eq. (107) to higher spatial dimensionality is also straightforward, with the scalar variable q replaced with a multi-dimensional vector \mathbf{q} , and the scalar derivative dU/dq replaced with the vector ∇U , where ∇ is the del vector-operator in the \mathbf{q} -space.

valid for an arbitrary, possibly time-dependent potential $U(q, t)$. Unfortunately, the solution of this equation may be very hard. Indeed, its Fourier analysis carried out in the last section was essentially based on the linear superposition principle, which is invalid for nonlinear equations.

If the fluctuation intensity is low, $|\delta q| \ll \langle q \rangle$, where $\langle q \rangle(t)$ is the deterministic solution of Eq. (107) in the absence of fluctuations, this equation may be linearized⁵⁴ with respect to small fluctuations $\tilde{q} \equiv q - \langle q \rangle$ to get a linear equation,

$$m\ddot{\tilde{q}} + \eta\dot{\tilde{q}} + \kappa(t)\tilde{q} = \tilde{\mathcal{F}}(t), \quad \text{with } \kappa(t) \equiv \frac{\partial^2}{\partial q^2} U(\langle q \rangle(t), t). \quad (5.108)$$

This equation differs from Eq. (65) only by the time dependence of the effective spring constant $\kappa(t)$, and may be solved by the Fourier expansion of both the fluctuations and the function $\kappa(t)$. Such calculations may be more cumbersome than those performed above, but still be doable (especially if the unperturbed motion $\langle q \rangle(t)$ is periodic), and sometimes give useful analytical results.⁵⁵

However, some important problems cannot be solved by linearization. Perhaps, the most apparent (and practically very important) example is the so-called *Kramers problem*⁵⁶ of finding the lifetime of a metastable state of a 1D classical system in a potential well separated from the region of unlimited motion with a potential barrier – see Fig. 10.

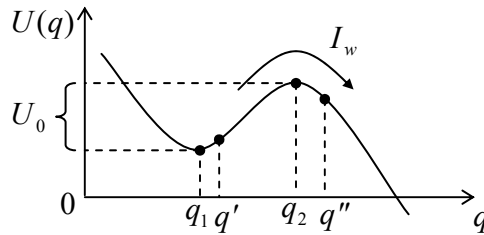


Fig. 5.10. The Kramers problem.

In the absence of fluctuations, the system, initially placed close to the well's bottom (in Fig. 10, at $q \approx q_1$), would stay there forever. Fluctuations result not only in a finite spread of the probability density $w(q, t)$ around that point but also in a gradual decrease of the total probability

$$W(t) = \int_{\text{well's bottom}} w(q, t) dq \quad (5.109)$$

to find the system in the well, because of a non-zero rate of its escape from it, over the potential barrier, due to thermal activation. What may be immediately expected of the situation is that if the barrier height,

$$U_0 \equiv U(q_2) - U(q_1), \quad (5.110)$$

⁵⁴ See, e.g., CM Secs. 3.2, 5.2, and beyond.

⁵⁵ See, e.g., QM Problem 7.8, and also Chapters 5 and 6 in the monograph by W. Coffey *et al.*, cited above.

⁵⁶ It was named after Hendrik Anthony (“Hans”) Kramers who, besides solving this conceptually important problem in 1940, has made several other seminal contributions to physics, including the famous Kramers-Kronig dispersion relations (see, e.g., EM Sec. 7.4) and the WKB (Wentzel-Kramers-Brillouin) approximation in quantum mechanics – see, e.g., QM Sec. 2.4.

is much larger than temperature T ,⁵⁷ the Boltzmann distribution $w \propto \exp\{-U(q)/T\}$ should be still approximately valid in most of the well, so that the probability for the system to overcome the barrier should scale as $\exp\{-U_0/T\}$. From these handwaving arguments, one may reasonably expect that if the probability $W(t)$ of the system's still residing in the well by time t obeys the usual "decay law"

$$\dot{W} = -\frac{W}{\tau}, \quad (5.111a)$$

then the lifetime τ has to obey the general Arrhenius law:

$$\tau = \tau_A \exp\left\{\frac{U_0}{T}\right\}. \quad (5.111b)$$

However, these relations need to be proved, and the pre-exponential coefficient τ_A (usually called the *attempt time*) needs to be calculated. This cannot be done by the linearization of Eq. (107), because this approximation is equivalent to a quadratic approximation of the potential $U(q)$, which evidently cannot describe the potential well *and* the potential barrier simultaneously – see Fig. 10 again.

This and other essentially nonlinear problems may be addressed using an alternative approach to fluctuations, dealing directly with the time evolution of the probability density $w(q, t)$. Due to the shortage of time/space, I will review this approach using mostly handwaving arguments, and refer the interested reader to special literature⁵⁸ for strict mathematical proofs. Let us start from the diffusion of a free classical 1D particle with inertial effects negligible in comparison with damping. It is described by the Langevin equation (74) with $\mathcal{F}_{\text{det}} = 0$. Let us assume that at all times the probability distribution stays Gaussian:

$$w(q, t) = \frac{1}{(2\pi)^{1/2} \delta q(t)} \exp\left\{-\frac{(q - q_0)^2}{2\delta q^2(t)}\right\}, \quad (5.112)$$

where q_0 is the initial position of the particle, and $\delta q(t)$ is the time-dependent distribution width, whose growth in time is described, as we already know, by Eq. (77):

$$\delta q(t) = (2Dt)^{1/2}. \quad (5.113)$$

Then it is straightforward to verify, by substitution, that this solution satisfies the following simple partial differential equation,⁵⁹

$$\frac{\partial w}{\partial t} = D \frac{\partial^2 w}{\partial q^2}, \quad (5.114)$$

with the delta-functional initial condition

$$w(q, 0) = \delta(q - q_0). \quad (5.115)$$

⁵⁷ If U_0 is comparable with T , the system's behavior also depends substantially on the initial probability distribution, i.e., does not follow the simple law (111).

⁵⁸ See, e.g., either R. Stratonovich, *Topics in the Theory of Random Noise*, vol. 1., Gordon and Breach, 1963, or Chapter 1 in the monograph by W. Coffey *et al.*, cited above.

⁵⁹ By the way, the goal of the traditional definition (78) of the diffusion coefficient, leading to the front coefficient 2 in Eq. (77), is exactly to have the fundamental equations (114) and (116) free of numerical coefficients.

The simple and important *equation of diffusion* (114) may be naturally generalized to the 3D motion:⁶⁰

$$\frac{\partial w}{\partial t} = D \nabla^2 w. \quad (5.116)$$

Equation
of diffusion

Now let us compare this equation with the probability conservation law,⁶¹

$$\frac{\partial w}{\partial t} + \nabla \cdot \mathbf{j}_w = 0, \quad (5.117a)$$

where the vector \mathbf{j}_w has the physical sense of the probability current density. (The validity of this relation is evident from its integral form,

$$\frac{d}{dt} \int_V w d^3r + \oint_S \mathbf{j}_w \cdot d^2\mathbf{q} = 0, \quad (5.117b)$$

which results from the integration of Eq. (117a) over an arbitrary time-independent volume V limited by surface S , and applying the divergence theorem⁶² to the second term.) The continuity relation (117a) coincides with Eq. (116), with D given by Eq. (78), only if we take

$$\mathbf{j}_w = -D \nabla w = -\frac{T}{\eta} \nabla w. \quad (5.118)$$

The first form of this relation allows a simple interpretation: the probability flow is proportional to the spatial gradient of the probability density (i.e., in application to $N \gg 1$ similar and independent particles, just to the gradient of their concentration $n = Nw$), with the sign corresponding to the flow from the higher to lower concentrations. This flow is the very essence of the effect of diffusion. The second form of Eq. (118) is also not very surprising: the diffusion speed scales as temperature and is inversely proportional to the viscous drag.

The fundamental Eq. (117) has to be satisfied also in the case of a force-driven particle at negligible diffusion ($D \rightarrow 0$); in this case

$$\mathbf{j}_w = w \mathbf{v}, \quad (5.119)$$

where \mathbf{v} is the deterministic velocity of the particle. In the high-damping limit we are considering right now, \mathbf{v} has to be just the *drift velocity*:

$$\mathbf{v} = \frac{1}{\eta} \mathcal{F}_{\text{det}} = -\frac{1}{\eta} \nabla U(\mathbf{q}), \quad (5.120)$$

where \mathcal{F}_{det} is the deterministic force described by the potential energy $U(\mathbf{q})$.

Now that we have descriptions of \mathbf{j}_w due to both the drift *and* the diffusion separately, we may rationally assume that in the general case when both effects are present, the corresponding components (118) and (119) of the probability current just add up, so that

⁶⁰ As will be discussed in Chapter 6, the equation of diffusion also describes several other physical phenomena – in particular, the heat propagation in a uniform, isotropic solid, and in this context is called the *heat conduction equation* or (rather inappropriately) just the “heat equation”.

⁶¹ Both forms of Eq. (117) are similar to the mass conservation law in classical dynamics (see, e.g., CM Sec. 8.2), the electric charge conservation law in electrodynamics (see, e.g., EM Sec. 4.1), and the probability conservation law in quantum mechanics (see, e.g., QM Sec. 1.4).

⁶² See, e.g., MA Eq. (12.2),

$$\mathbf{j}_w = \frac{1}{\eta} [w(-\nabla U) - T\nabla w], \quad (5.121)$$

and Eq. (117a) takes the form

$$\eta \frac{\partial w}{\partial t} = \nabla(w\nabla U) + T\nabla^2 w. \quad (5.122)$$

This is the *Smoluchowski equation*,⁶³ which is closely related to the *drift-diffusion equation* in multi-particle kinetics – to be discussed in the next chapter.

As a sanity check, let us see what the Smoluchowski equation gives in the stationary limit, $\partial w/\partial t \rightarrow 0$ (which evidently may be eventually achieved only if the deterministic potential U is time-independent.) Then Eq. (117a) yields $\mathbf{j}_w = \text{const}$, where the constant describes the deterministic motion of the system as the whole. If such a motion is absent, $\mathbf{j}_w = 0$, then according to Eq. (121),

$$w\nabla U + T\nabla w = 0, \quad \text{i.e.} \quad \frac{\nabla w}{w} = -\frac{\nabla U}{T}. \quad (5.123)$$

Since the left-hand side of the last relation is just $\nabla(\ln w)$, it may be easily integrated over \mathbf{q} , giving

$$\ln w = -\frac{U}{T} + \ln C, \quad \text{i.e.} \quad w(\mathbf{r}) = C \exp\left\{-\frac{U(\mathbf{q})}{T}\right\}, \quad (5.124)$$

where C is a normalization constant. With both sides multiplied by the number N of similar, independent systems, with the spatial density $n(\mathbf{q}) = Nw(\mathbf{q})$, this equality becomes the Boltzmann distribution (3.26).

As a less trivial example of the Smoluchowski equation's applications, let us use it to solve the 1D Kramers problem (Fig. 10) in the corresponding high-damping limit, $m \ll \eta\tau_A$, where τ_A (still to be calculated) is some time scale of the particle's motion inside the well. It is straightforward to verify that the 1D version of Eq. (121),

$$I_w = \frac{1}{\eta} \left[w \left(-\frac{\partial U}{\partial q} \right) - T \frac{\partial w}{\partial q} \right], \quad (5.125a)$$

(where I_w is the probability current at a certain point q , rather than its density) is mathematically equivalent to

$$I_w = -\frac{T}{\eta} \exp\left\{-\frac{U(q)}{T}\right\} \frac{\partial}{\partial q} \left(w \exp\left\{\frac{U(q)}{T}\right\} \right), \quad (5.125b)$$

so that we may write

$$I_w \exp\left\{\frac{U(q)}{T}\right\} = -\frac{T}{\eta} \frac{\partial}{\partial q} \left(w \exp\left\{\frac{U(q)}{T}\right\} \right). \quad (5.126)$$

As was discussed above, the notion of metastable state's lifetime is well defined only for sufficiently low temperatures

⁶³ It is named after Marian Smoluchowski, who developed this formalism in 1906, apparently independently from the slightly earlier Einstein's work, but in much more detail. This equation has important applications in many fields of science – including such surprising topics as statistics of spikes in neural networks. (Note, however, that in some non-physical fields, Eq. (122) is referred to as the *Fokker-Planck equation*, while actually, the latter equation is much more general – see the next section.)

$$T \ll U_0. \quad (5.127)$$

when the lifetime is relatively long: $\tau \gg \tau_A$. Since according to Eq. (111a), the first term of the continuity equation (117b) has to be of the order of W/τ , in this limit the term, and hence the gradient of I_w , are exponentially small, so the probability current virtually does not depend on q in the potential barrier region. Let us use this fact at the integration of both sides of Eq. (126) over that region:

$$I_w \int_{q'}^{q''} \exp\left\{\frac{U(q)}{T}\right\} dq = -\frac{T}{\eta} \left(w \exp\left\{\frac{U(q)}{T}\right\} \right)_{q'}^{q''}, \quad (5.128)$$

where the integration limits q' and q'' (see Fig. 10) are selected so that

$$T \ll U(q') - U(q_1), U(q_2) - U(q'') \ll U_0. \quad (5.129)$$

(Obviously, such selection is only possible if the condition (127) is satisfied.) In this limit, the contribution from the point q'' to the right-hand side of Eq. (129) is negligible because the probability density behind the barrier is exponentially small. On the other hand, the probability at the point q' has to be close to the value given by its quasi-stationary Boltzmann distribution (124), so that

$$w(q') \exp\left\{\frac{U(q')}{T}\right\} = w(q_1) \exp\left\{\frac{U(q_1)}{T}\right\}, \quad (5.130)$$

and Eq. (128) yields

$$I_w = \frac{T}{\eta} w(q_1) \int_{q'}^{q''} \exp\left\{\frac{U(q) - U(q_1)}{T}\right\} dq. \quad (5.131)$$

Patience, my reader, we are almost done. The probability density $w(q_1)$ at the well's bottom may be expressed in terms of the total probability W of the particle being in the well by using the normalization condition

$$W = \int_{\text{well's bottom}} w(q_1) \exp\left\{\frac{U(q_1) - U(q)}{T}\right\} dq; \quad (5.132)$$

the integration here may be limited to the region where the difference $U(q) - U(q_1)$ is much smaller than U_0 – cf. Eq. (129). According to the Taylor expansion, the shape of virtually any smooth potential $U(q)$ near the point q_1 of its minimum may be well approximated with a quadratic parabola:

$$U(q \approx q_1) - U(q_1) \approx \frac{\kappa_1}{2} (q - q_1)^2, \quad \text{where } \kappa_1 \equiv \left. \frac{d^2U}{dq^2} \right|_{q=q_1} > 0. \quad (5.133)$$

With this approximation, Eq. (132) is reduced to the standard Gaussian integral:⁶⁴

$$W = w(q_1) \int_{\text{well's bottom}} \exp\left\{-\frac{\kappa_1 (q - q_1)^2}{2T}\right\} dq \approx w(q_1) \int_{-\infty}^{+\infty} \exp\left\{\frac{\kappa_1 \tilde{q}^2}{2T}\right\} d\tilde{q} = w(q_1) \left(\frac{2\pi T}{\kappa_1}\right)^{1/2}. \quad (5.134)$$

To complete the calculation, we may use a similar approximation for the barrier top:

⁶⁴ If necessary, see MA Eq. (6.9b) again.

$$U(q \approx q_2) - U(q_1) \approx \left[U(q_2) - \frac{\kappa_2}{2} (q - q_2)^2 \right] - U(q_1) = U_0 - \frac{\kappa_2}{2} (q - q_2)^2, \quad (5.135)$$

where $\kappa_2 \equiv -\frac{d^2U}{dq^2} \Big|_{q=q_2} > 0$,

and work out the remaining integral in Eq. (131), because in the limit (129) it is dominated by the contribution from a region very close to the barrier top, where the approximation (135) is asymptotically exact. As a result, we get

$$\int_{q'}^{q''} \exp\left\{ \frac{U(q) - U(q_1)}{T} \right\} dq \approx \exp\left\{ \frac{U_0}{T} \right\} \left(\frac{2\pi T}{\kappa_2} \right)^{1/2}. \quad (5.136)$$

Plugging Eq. (136), and the $w(q_1)$ expressed from Eq. (134), into Eq. (131), we finally get

$$I_w = W \frac{(\kappa_1 \kappa_2)^{1/2}}{2\pi\eta} \exp\left\{ -\frac{U_0}{T} \right\}. \quad (5.137)$$

This expression should be compared with the 1D version of Eq. (117b) for the segment $[-\infty, q']$. Since this interval covers the region near q_1 where most of the probability density resides, and $I_q(-\infty) = 0$, this equation is merely

$$\frac{dW}{dt} + I_w(q') = 0. \quad (5.138)$$

In our approximation, $I_w(q')$ does not depend on the exact position of the point q' , and is given by Eq. (137), so that plugging it into Eq. (138), we recover the exponential decay law (111a), with the lifetime τ obeying the Arrhenius law (111b), and the following attempt time:

Kramers
formula
for high
damping

$$\tau_A = \frac{2\pi\eta}{(\kappa_1 \kappa_2)^{1/2}} \equiv 2\pi(\tau_1 \tau_2)^{1/2}, \quad \text{where } \tau_{1,2} \equiv \frac{\eta}{\kappa_{1,2}}. \quad (5.139)$$

Thus the metastable state lifetime is indeed described by the Arrhenius law, with the attempt time scaling as the geometric mean of the system's "relaxation times" near the potential well bottom (τ_1) and the potential barrier top (τ_2).⁶⁵ Let me leave for the reader's exercise to prove that if the potential profile near well's bottom and/or top is sharp, the expression for the attempt time should be modified, but the Arrhenius decay law (111) is not affected.

5.7. The Fokker-Planck equation

Formula (139) is just a particular, high-damping limit of a more general result obtained by Kramers. In order to get all of it (and much more), we need to generalize the Smoluchowski equation to arbitrary values of damping η . In this case, the probability density w is a function of not only the particle's position \mathbf{q} (and time t) but also of its momentum \mathbf{p} – see Eq. (2.11). Thus the continuity equation (117) needs to be generalized to the 6D phase space $\{\mathbf{q}, \mathbf{p}\}$. Such generalization is natural:

⁶⁵ Actually, τ_2 describes the characteristic time of the exponential *growth* of small deviations from the unstable fixed point q_2 at the barrier top, rather than their *decay*, as near the stable point q_1 .

$$\frac{\partial w}{\partial t} + \nabla_q \cdot \mathbf{j}_q + \nabla_p \cdot \mathbf{j}_p = 0, \quad (5.140)$$

where \mathbf{j}_q (which was called \mathbf{j}_w in the last section) is the probability current density in the coordinate space, and ∇_q (which was denoted as ∇ in that section) is the usual vector operator in the space, while \mathbf{j}_p is the current density in the momentum space, and ∇_p is the similar vector operator in that space:

$$\nabla_q \equiv \sum_{j=1}^3 \mathbf{n}_j \frac{\partial}{\partial q_j}, \quad \nabla_p \equiv \sum_{j=1}^3 \mathbf{n}_j \frac{\partial}{\partial p_j}. \quad (5.141)$$

At negligible fluctuations ($T \rightarrow 0$), \mathbf{j}_p may be composed using the natural analogy with \mathbf{j}_q – see Eq. (119). In our new notation, that relation reads,

$$\mathbf{j}_q = w\dot{\mathbf{q}} = w \frac{\mathbf{p}}{m}, \quad (5.142)$$

so it is natural to take

$$\mathbf{j}_p = w\dot{\mathbf{p}} = w\langle \mathcal{F} \rangle, \quad (5.143a)$$

where the (statistical-ensemble) averaged force $\langle \mathcal{F} \rangle$ includes not only the contribution due to the potential's gradient, but also the drag force $-\eta\mathbf{v}$ provided by the environment – see Eq. (64) and its discussion:

$$\mathbf{j}_p = w(-\nabla_q U - \eta\mathbf{v}) = -w(\nabla_q U + \eta \frac{\mathbf{p}}{m}). \quad (5.143b)$$

As a sanity check, it is straightforward to verify that the diffusion-free equation resulting from the combination of Eqs. (140), (142) and (143),

$$\frac{\partial w}{\partial t} \Big|_{\text{drift}} = -\nabla_q \cdot \left(w \frac{\mathbf{p}}{m} \right) + \nabla_p \cdot \left[w \left(\nabla_q U + \eta \frac{\mathbf{p}}{m} \right) \right], \quad (5.144)$$

allows the following particular solution:

$$w(\mathbf{q}, \mathbf{p}, t) = \delta[\mathbf{q} - \langle \mathbf{q} \rangle(t)] \delta[\mathbf{p} - \langle \mathbf{p} \rangle(t)], \quad (5.145)$$

where the statistical-averaged coordinate and momentum satisfy the deterministic equations of motion,

$$\langle \dot{\mathbf{q}} \rangle = \frac{\langle \mathbf{p} \rangle}{m}, \quad \langle \dot{\mathbf{p}} \rangle = -\nabla_q U - \eta \frac{\langle \mathbf{p} \rangle}{m}, \quad (5.146)$$

describing the particle's drift, with the usual deterministic initial conditions.

In order to understand how the diffusion should be accounted for, let us consider a statistical ensemble of free ($\nabla_q U = 0$, $\eta \rightarrow 0$) particles that are uniformly distributed in the direct space \mathbf{q} (so that $\nabla_q w = 0$), but possibly localized in the momentum space. For this case, the right-hand side of Eq. (144) vanishes, i.e. the time evolution of the probability density w may be only due to diffusion. In the corresponding limit $\langle \mathcal{F} \rangle \rightarrow 0$, the Langevin equation (107) for each Cartesian coordinate is reduced to

$$m\ddot{q}_j = \tilde{\mathcal{F}}_j(t), \quad \text{i.e. } \dot{p}_j = \tilde{\mathcal{F}}_j(t). \quad (5.147)$$

The last equation is identical to the high-damping 1D equation (74) (with $\mathcal{F}_{\text{det}} = 0$), with the replacement $q \rightarrow p_j/\eta$, and hence the corresponding contribution to $\partial w/\partial t$ may be described by the last term of Eq. (122), with that replacement:

$$\left. \frac{\partial w}{\partial t} \right|_{\text{diffusion}} = D \nabla_{p/\eta}^2 w = \frac{T}{\eta} \eta^2 \nabla_p^2 w \equiv \eta T \nabla_p^2 w. \quad (5.148)$$

Now the reasonable assumption that in the arbitrary case the drift and diffusion contributions to $\partial w/\partial t$ just add up immediately leads us to the full *Fokker-Planck equation*:⁶⁶

Fokker-Planck equation

$$\frac{\partial w}{\partial t} = -\nabla_q \cdot \left(w \frac{\mathbf{p}}{m} \right) + \nabla_p \cdot \left[w \left(\nabla_q U + \eta \frac{\mathbf{p}}{m} \right) \right] + \eta T \nabla_p^2 w. \quad (5.149)$$

As a sanity check, let us use this equation to calculate the stationary probability distribution of the momentum of particles with an arbitrary damping η but otherwise free, in the momentum space, assuming (just for simplicity) their uniform distribution in the direct space, $\nabla_q = 0$. In this case, Eq. (149) is reduced to

$$\nabla_p \cdot \left[w \left(\eta \frac{\mathbf{p}}{m} \right) \right] + \eta T \nabla_p^2 w = 0, \quad \text{i.e. } \nabla_p \cdot \left(\frac{\mathbf{p}}{m} w + T \nabla_p w \right) = 0. \quad (5.150)$$

The first integration over the momentum space yields

$$\frac{\mathbf{p}}{m} w + T \nabla_p w = \mathbf{j}_w, \quad \text{i.e. } w \nabla_p \left(\frac{p^2}{2m} \right) + T \nabla_p w = \mathbf{j}_w, \quad (5.151)$$

where \mathbf{j}_w is a vector constant describing a possible general probability flow in the system. In the absence of such flow, $\mathbf{j}_w = 0$, we get

$$\nabla_p \left(\frac{p^2}{2m} \right) + T \frac{\nabla_p w}{w} \equiv \nabla_p \left(\frac{p^2}{2m} + T \ln w \right) = 0, \quad \text{giving } w = \text{const} \times \exp \left\{ -\frac{p^2}{2mT} \right\}, \quad (5.152)$$

i.e. the Maxwell distribution (3.5). However, the result (152) is more general than that obtained in Sec. 3.1, because it shows that the distribution stays the same even at non-zero damping. It is easy to verify that in the more general case of an arbitrary stationary potential $U(\mathbf{q})$, Eq. (149) is satisfied with the stationary solution (3.24), also giving $\mathbf{j}_w = 0$.

It is also straightforward to show that if the damping is large (in the sense assumed in the last section), the solution of the Fokker-Planck equation tends to the following product

$$w(\mathbf{q}, \mathbf{p}, t) \rightarrow \text{const} \times \exp \left\{ -\frac{p^2}{2mT} \right\} \times \varkappa(\mathbf{q}, t), \quad (5.153)$$

where the direct-space distribution $\varkappa(\mathbf{q}, t)$ obeys the Smoluchowski equation (122).

Another important particular case is that of a quasi-periodic motion of a particle, with low damping, in a soft potential well. In this case, the Fokker-Planck equation describes both diffusion of the effective phase Θ of such (generally nonlinear, ‘‘anharmonic’’) oscillator, and slow relaxation of its

⁶⁶ It was first derived by Adriaan Fokker in 1913 in his PhD thesis, and further elaborated by Max Planck in 1917. (Curiously, A. Fokker is more famous for his work on music theory, and the invention and construction of several new keyboard instruments, than for this and several other important contributions to theoretical physics.)

energy. If we are only interested in the latter process, Eq. (149) may be reduced to the so-called *energy diffusion equation*,⁶⁷ which is easier to solve.

However, in most practically interesting cases, solutions of Eq. (149) are rather complicated. (Indeed, the reader should remember that these solutions embody, in the particular case $T = 0$, all classical dynamics of a particle.) Because of this, I will present (rather than derive) only one more of them: the solution of the Kramers problem (Fig. 10). Acting almost exactly as in Sec. 6, one can show⁶⁸ that at virtually arbitrary damping (but still in the limit $T \ll U_0$), the metastable state's lifetime is again given by the Arrhenius formula (111b), with the attempt time again expressed by the first of Eqs. (139), but with the reciprocal time constants $1/\tau_{1,2}$ replaced with

$$\omega'_{1,2} \equiv \left[\omega_{1,2}^2 + \left(\frac{\eta}{2m} \right)^2 \right]^{1/2} - \frac{\eta}{2m} \rightarrow \begin{cases} \omega_{1,2}, & \text{for } \eta \ll m\omega_{1,2}, \\ 1/\tau_{1,2}, & \text{for } m\omega_{1,2} \ll \eta, \end{cases} \quad (5.154)$$

where $\omega_{1,2} \equiv (\kappa_{1,2}/m)^{1/2}$, and $\kappa_{1,2}$ are the effective spring constants defined by Eqs. (133) and (135). Thus, in the important particular limit of low damping, Eqs. (111b) and (154) give the famous formula

$$\tau = \frac{2\pi}{(\omega_1\omega_2)^{1/2}} \exp\left\{ \frac{U_0}{T} \right\}. \quad (5.155)$$

Kramers
formula
for low
damping

This Kramers' result for the classical thermal activation of the dissipation-free system *over* a potential barrier may be compared with that for its quantum-mechanical tunneling *through* the barrier.⁶⁹ The WKB approximation for the latter effect gives the expression

$$\tau_Q = \tau_A \exp\left\{ -2 \int_{\kappa^2(q)>0} \kappa(q) dq \right\}, \quad \text{with } \frac{\hbar^2 \kappa^2(q)}{2m} \equiv U(q) - E, \quad (5.156)$$

showing that generally, the classical and quantum lifetimes of a metastable state have different dependences on the barrier shape. For example, for a nearly-rectangular potential barrier, the exponent that determines the classical lifetime (155) depends (linearly) only on the barrier *height* U_0 , while that defining the quantum lifetime (156) is proportional to the barrier *width* and to the square root of U_0 . However, in the important case of "soft" potential profiles, which are typical for the case of barely emerging (or nearly disappearing) quantum wells (Fig. 11), the classical and quantum results are closely related.

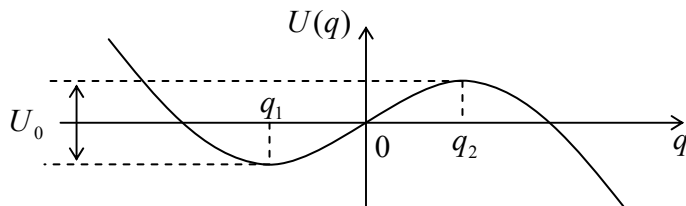


Fig. 5.11. Cubic-parabolic potential profile and its parameters.

⁶⁷ An example of such an equation, for the particular case of a harmonic oscillator, is given by QM Eq. (7.214). The Fokker-Planck equation, of course, can give only its classical limit, with $n, n_e \gg 1$.

⁶⁸ A detailed description of this calculation (first performed by H. Kramers in 1940) may be found, for example, in Sec. III.7 of the review paper by S. Chandrasekhar, *Rev. Mod. Phys.* **15**, 1 (1943).

⁶⁹ See, e.g., QM Secs. 2.4-2.6.

Indeed, such potential profile $U(q)$ may be well approximated by four leading terms of its Taylor expansion, with the highest term proportional to $(q - q_0)^3$, near any point q_0 in the vicinity of the well. In this approximation, the second derivative d^2U/dq^2 vanishes at the inflection point $q_0 = (q_1 + q_2)/2$, exactly between the well's bottom and the barrier's top (in Fig. 11, q_1 and q_2). Selecting the origin at this point, as this is done in Fig. 11, we may reduce the approximation to just two terms:⁷⁰

$$U(q) = aq - \frac{b}{3}q^3. \quad (5.157)$$

(For the particle's escape into the positive direction of the q -axis, we should have $a, b > 0$.) An easy calculation gives all essential parameters of this cubic parabola: the positions of its minimum and maximum:

$$q_2 = -q_1 = (a/b)^{1/2}, \quad (5.158)$$

the barrier height over the well's bottom:

$$U_0 \equiv U(q_2) - U(q_1) = \frac{4}{3} \left(\frac{a^3}{b} \right)^{1/2}, \quad (5.159)$$

and the effective spring constants at these points:

$$\kappa_1 = \kappa_2 \equiv \left| \frac{d^2U}{dq^2} \right|_{q_{1,2}} = 2(ab)^{1/2}. \quad (5.160)$$

The last expression shows that for this potential profile, the frequencies $\omega_{1,2}$ participating in Eq. (155) are equal to each other, so that this result may be rewritten as

Soft well:
thermal
lifetime

$$\tau = \frac{2\pi}{\omega_0} \exp\left\{ \frac{U_0}{T} \right\}, \quad \text{with } \omega_0^2 \equiv \frac{2(ab)^{1/2}}{m}. \quad (5.161)$$

On the other hand, for the same profile, the WKB approximation (156) (which is accurate when the height of the metastable state energy over the well's bottom, $E - U(q_1) \approx \hbar\omega_0/2$, is much lower than the barrier height U_0) yields⁷¹

Soft well:
quantum
lifetime

$$\tau_Q = \frac{2\pi}{\omega_0} \left(\frac{\hbar\omega_0}{864U_0} \right)^{1/2} \exp\left\{ \frac{36}{5} \frac{U_0}{\hbar\omega_0} \right\}. \quad (5.162)$$

The comparison of the dominating, exponential factors in these two results shows that the thermal activation yields a lower lifetime (i.e., dominates the metastable state decay) if the temperature is above the crossover value

$$T_c = \frac{36}{5} \hbar\omega_0 \equiv 7.2 \hbar\omega_0. \quad (5.163)$$

⁷⁰ As a reminder, a similar approximation arises for the $P(V)$ function, at the analysis of the van der Waals model near the critical temperature – see Problem 4.6.

⁷¹ The main, exponential factor in this result may be obtained simply by ignoring the difference between E and $U(q_1)$, but the correct calculation of the pre-exponential factor requires taking this difference, $\hbar\omega_0/2$, into account – see, e.g., the model solution of QM Problem 2.43.

This expression for the *cubic*-parabolic barrier may be compared with the similar crossover for a *quadratic*-parabolic barrier,⁷² for which $T_c = 2\pi \hbar \omega_0 \approx 6.28 \hbar \omega_0$. We see that the numerical factors for the quantum-to-classical crossover temperature for these two different soft potential profiles are close to each other – and much larger than 1, which could result from a naïve estimate.

5.8. Back to the correlation function

Unfortunately, I will not have time/space to either derive or even review solutions of other problems using the Smoluchowski and Fokker-Planck equations, but have to mention one conceptual issue. Since it is intuitively clear that the solution $w(\mathbf{q}, \mathbf{p}, t)$ of the Fokker-Planck equation for a system provides the complete statistical information about it, one may wonder how it may be used to find its temporal characteristics that were discussed in Secs. 4-5, using the Langevin formalism. For any statistical average of a function taken at the same time instant, the answer is clear – cf. Eq. (2.11):

$$\langle f[\mathbf{q}(t), \mathbf{p}(t)] \rangle = \int f(\mathbf{q}, \mathbf{p}) w(\mathbf{q}, \mathbf{p}, t) d^3 q d^3 p, \quad (5.164)$$

but what if the function depends on variables taken at *different* times, for example as in the correlation function $K_f(\tau)$ defined by Eq. (48)?

To answer this question, let us start from the discrete-variable case when Eq. (164) takes the form (2.7), which, for our current purposes, may be rewritten as

$$\langle f(t) \rangle = \sum_m f_m W_m(t). \quad (5.165)$$

In plain English, this is a sum of all possible values of the function, each multiplied by its probability as a function of time. But this implies that the average $\langle f(t)f(t') \rangle$ may be calculated as the sum of all possible products $f_m f_{m'}$, multiplied by the *joint probability* to measure outcome m at moment t , and outcome m' at moment t' . The joint probability may be represented as a product of $W_m(t)$ by the *conditional probability* $W(m', t' | m, t)$. Since the correlation function is well defined only for stationary systems, in the last expression we may take $t = 0$, i.e. look for the conditional probability as the solution, $W_m(\tau)$, of the equation describing the system's probability evolution, at time $\tau = t' - t$ (rather than t'), with the special initial condition

$$W_{m'}(0) = \delta_{m', m}. \quad (5.166)$$

On the other hand, since the average $\langle f(t)f(t+\tau) \rangle$ of a stationary process should not depend on t , instead of $W_m(0)$ we may take the stationary probability distribution $W_m(\infty)$, independent of the initial conditions, which may be found as the same special solution, but at time $\tau \rightarrow \infty$. As a result, we get

$$\langle f(t)f(t+\tau) \rangle = \sum_{m, m'} f_m W_m(\infty) f_{m'} W_{m'}(\tau). \quad (5.167)$$

Correlation
function:
discrete
system

This expression looks simple, but note that this recipe requires solving the time evolution equations for each $W_m(\tau)$ for all possible initial conditions (166). To see how this recipe works in practice, let us revisit the simplest two-level system (see, e.g., Fig. 4.13, which is reproduced in Fig. 12

⁷² See, e.g., QM Sec. 2.4.

below in a notation more convenient for our current purposes), and calculate the correlation function of its energy fluctuations.

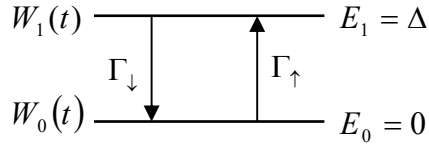


Fig. 5.12. Dynamics of a two-level system.

The stationary probabilities of the system's states (i.e. their probabilities for $\tau \rightarrow \infty$) have been calculated in problems of Chapter 2, and then again in Sec. 4.4 – see Eq. (4.68). In our current notation (Fig. 12),

$$W_0(\infty) = \frac{1}{1 + e^{-\Delta/T}}, \quad W_1(\infty) = \frac{1}{e^{\Delta/T} + 1}, \quad (5.168)$$

$$\text{so that } \langle E(\infty) \rangle = W_0(\infty) \times 0 + W_1(\infty) \times \Delta = \frac{\Delta}{e^{\Delta/T} + 1}.$$

To calculate the conditional probabilities $W_m(\tau)$ with the initial conditions (167) (according to Eq. (168), we need all four of them, for $\{m, m'\} = \{0, 1\}$), we may use the master equations (4.100), in our current notation reading

$$\frac{dW_1}{d\tau} = -\frac{dW_0}{d\tau} = \Gamma_\uparrow W_0 - \Gamma_\downarrow W_1. \quad (5.169)$$

Since Eq. (169) conserves the total probability, $W_0 + W_1 = 1$, only one probability (say, W_1) is an independent variable, and for it, Eq. (169) gives a simple, linear differential equation

$$\frac{dW_1}{d\tau} = \Gamma_\uparrow - \Gamma_\Sigma W_1, \quad \text{where } \Gamma_\Sigma \equiv \Gamma_\uparrow + \Gamma_\downarrow, \quad (5.170)$$

which may be readily integrated for an arbitrary initial condition:

$$W_1(\tau) = W_1(0)e^{-\Gamma_\Sigma \tau} + W_1(\infty)(1 - e^{-\Gamma_\Sigma \tau}), \quad (5.171)$$

where $W_1(\infty)$ is given by the second of Eqs. (168). (It is straightforward to verify that the solution for $W_0(\tau)$ may be represented in a similar form, with the corresponding change of the state index.)

Now everything is ready to calculate the average $\langle E(t)E(t+\tau) \rangle$ using Eq. (167), with $f_{m,m'} = E_{0,1}$. Thanks to our (smart :-) choice of the energy reference, of the four terms in the double sum (167), all three terms that include at least one factor $E_0 = 0$ vanish, and we have only one term left to calculate:

$$\begin{aligned} \langle E(t)E(t+\tau) \rangle &= E_1 W_1(\infty) E_1 W_1(\tau) \Big|_{W_1(0)=1} = E_1^2 W_1(\infty) \left[W_1(0)e^{-\Gamma_\Sigma \tau} + W_1(\infty)(1 - e^{-\Gamma_\Sigma \tau}) \right] \Big|_{W_1(0)=1} \\ &= \frac{\Delta^2}{e^{\Delta/T} + 1} \left[e^{-\Gamma_\Sigma \tau} + \frac{1}{e^{\Delta/T} + 1} (1 - e^{-\Gamma_\Sigma \tau}) \right] \equiv \frac{\Delta^2}{(e^{\Delta/T} + 1)^2} (1 + e^{\Delta/T} e^{-\Gamma_\Sigma \tau}). \end{aligned} \quad (5.172)$$

From here and the last of Eqs. (168), the correlation function of energy fluctuations is⁷³

$$\begin{aligned} K_E(\tau) &\equiv \langle \tilde{E}(t)\tilde{E}(t+\tau) \rangle = \langle (E(t) - \langle E(t) \rangle)(E(t+\tau) - \langle E(t+\tau) \rangle) \rangle \\ &= \langle E(t)E(t+\tau) \rangle - \langle E(\infty) \rangle^2 = \Delta^2 \frac{e^{\Delta/T}}{(e^{\Delta/T} + 1)^2} e^{-\Gamma_\Sigma \tau}, \end{aligned} \quad (5.173)$$

so that its variance, equal to $K_E(0)$, does not depend on the transition rates Γ_\uparrow and Γ_\downarrow . However, since the rates have to obey the detailed balance relation (4.103), $\Gamma_\downarrow/\Gamma_\uparrow = \exp\{\Delta/T\}$, for this variance we may formally write

$$\frac{K_E(0)}{\Delta^2} = \frac{e^{\Delta/T}}{(e^{\Delta/T} + 1)^2} = \frac{\Gamma_\downarrow/\Gamma_\uparrow}{(\Gamma_\downarrow/\Gamma_\uparrow + 1)^2} \equiv \frac{\Gamma_\uparrow\Gamma_\downarrow}{(\Gamma_\uparrow + \Gamma_\downarrow)^2} \equiv \frac{\Gamma_\uparrow\Gamma_\downarrow}{\Gamma_\Sigma^2}, \quad (5.174)$$

so that Eq. (173) may be represented in a simpler form:

$$K_E(\tau) = \Delta^2 \frac{\Gamma_\uparrow\Gamma_\downarrow}{\Gamma_\Sigma^2} e^{-\Gamma_\Sigma \tau}. \quad (5.175)$$

Energy
fluctuations:
two-level
system

We see that the correlation function of energy fluctuations decays exponentially with time, with the net rate Γ_Σ . Now using the Wiener-Khinchin theorem (58) to calculate its spectral density, we get

$$S_E(\omega) = \frac{1}{\pi} \int_0^\infty \Delta^2 \frac{\Gamma_\uparrow\Gamma_\downarrow}{\Gamma_\Sigma^2} e^{-\Gamma_\Sigma \tau} \cos \omega \tau d\tau = \frac{\Delta^2}{\pi \Gamma_\Sigma} \frac{\Gamma_\uparrow\Gamma_\downarrow}{\Gamma_\Sigma^2 + \omega^2}. \quad (5.176)$$

Such Lorentzian dependence on frequency is very typical for discrete-state systems described by master equations. It is interesting that the most widely accepted explanation of the $1/f$ noise (also called the “flicker” or “excess” noise), which was mentioned in Sec. 5, is that it is a result of thermally-activated jumps between states of two-level systems with an exponentially-broad statistical distribution of the transition rates $\Gamma_\uparrow\downarrow$. Such a broad distribution follows from the Kramers formula (155), which is approximately valid for the lifetimes of both states of systems with double-well potential profiles (Fig. 13), for a statistical ensemble with a smooth statistical distribution of the energy barrier heights U_0 . Such profiles are typical, in particular, for electrons in disordered (amorphous) solid-state materials, which indeed feature high $1/f$ noise.

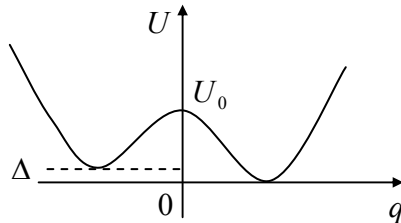


Fig. 5.13. Typical double-well potential profile.

Returning to the Fokker-Planck equation, we may use the following evident generalization of Eq. (167) to the continuous-variable case:

⁷³ The step from the first line of Eq. (173) to its second line utilizes the fact that our system is stationary, so that $\langle E(t+\tau) \rangle = \langle E(t) \rangle = \langle E(\infty) \rangle = \text{const.}$

Correlation
function:
continuous
system

$$\langle f(t)f(t+\tau) \rangle = \int d^3 q d^3 p \int d^3 q' d^3 p' f(\mathbf{q}, \mathbf{p}) w(\mathbf{q}, \mathbf{p}, \infty) f(\mathbf{q}', \mathbf{p}') w(\mathbf{q}', \mathbf{p}', \tau), \quad (5.177)$$

were both probability densities are particular values of the equation's solution with the delta-functional initial condition

$$w(\mathbf{q}', \mathbf{p}', 0) = \delta(\mathbf{q}' - \mathbf{q}) \delta(\mathbf{p}' - \mathbf{p}). \quad (5.178)$$

For the Smoluchowski equation valid in the high-damping limit, the expressions are similar, albeit with a lower dimensionality:

$$\langle f(t)f(t+\tau) \rangle = \int d^3 q \int d^3 q' f(\mathbf{q}) w(\mathbf{q}, \infty) f(\mathbf{q}') w(\mathbf{q}', \tau), \quad (5.179)$$

$$w(\mathbf{q}', 0) = \delta(\mathbf{q}' - \mathbf{q}). \quad (5.180)$$

To see this formalism in action, let us use it to calculate the correlation function $K_q(\tau)$ of a *linear relaxator*, i.e. an overdamped 1D harmonic oscillator with $m\omega_0 \ll \eta$. In this limit, as Eq. (65) shows, the oscillator's coordinate, averaged over the ensemble of environments, obeys a linear equation,

$$\eta \langle \dot{q} \rangle + \kappa \langle q \rangle = 0, \quad (5.181)$$

which describes its exponential relaxation from the initial position q_0 to the equilibrium position $q = 0$, with the reciprocal time constant $\Gamma = \kappa/\eta$:

$$\langle q \rangle(t) = q_0 e^{-\Gamma t}. \quad (5.182)$$

The deterministic equation (181) corresponds to the quadratic potential energy $U(q) = \kappa q^2/2$, so that the 1D version of the corresponding Smoluchowski equation (122) takes the form

$$\eta \frac{\partial w}{\partial t} = \kappa \frac{\partial}{\partial q} (wq) + T \frac{\partial^2 w}{\partial q^2}. \quad (5.183)$$

It is straightforward to check, by substitution, that this equation, rewritten for the function $w(q', \tau)$, with the 1D version of the delta-functional initial condition (180), $w(q', 0) = \delta(q' - q)$, is satisfied with a Gaussian function:

$$w(q', \tau) = \frac{1}{(2\pi)^{1/2} \delta q(\tau)} \exp \left\{ -\frac{(q' - \langle q \rangle(\tau))^2}{2\delta q^2(\tau)} \right\}, \quad (5.184)$$

with its center $\langle q \rangle(\tau)$ moving in accordance with Eq. (182), and a time-dependent variance

$$\delta q^2(\tau) = \delta q^2(\infty) (1 - e^{-2\Gamma\tau}), \quad \text{where } \delta q^2(\infty) = \langle q^2 \rangle = \frac{T}{\kappa}. \quad (5.185)$$

(As a sanity check, the last equality coincides with the equipartition theorem's result.) Finally, the first probability under the integral in Eq. (179) may be found from Eq. (184) in the limit $\tau \rightarrow \infty$ (in which $\langle q \rangle(\tau) \rightarrow 0$), by replacing q' with q :

$$w(q, \infty) = \frac{1}{(2\pi)^{1/2} \delta q(\infty)} \exp \left\{ -\frac{q^2}{2\delta q^2(\infty)} \right\}. \quad (5.186)$$

Now all ingredients of the recipe (179) are ready, and we can spell it out, for $f(q) = q$, as

$$\langle q(t)q(t+\tau) \rangle = \frac{1}{2\pi\delta q(\tau)\delta q(\infty)} \int_{-\infty}^{+\infty} dq \int_{-\infty}^{+\infty} dq' q \exp\left\{-\frac{q^2}{2\delta q^2(\infty)}\right\} q' \exp\left\{-\frac{(q'-qe^{-\Gamma\tau})^2}{2\delta q^2(\tau)}\right\}. \quad (5.187)$$

The integral over q' may be worked out first, by replacing this integration variable with $(q'' + qe^{-\Gamma\tau})$ and hence dq' with dq'' :

$$\langle q(t)q(t+\tau) \rangle = \frac{1}{2\pi\delta q(\tau)\delta q(\infty)} \int_{-\infty}^{+\infty} q \exp\left\{-\frac{q^2}{2\delta q^2(\infty)}\right\} dq \int_{-\infty}^{+\infty} (q'' + qe^{-\Gamma\tau}) \exp\left\{-\frac{q''^2}{2\delta q^2(\tau)}\right\} dq''. \quad (5.188)$$

The internal integral of the first term in the parentheses equals zero (as that of an odd function in symmetric integration limits), while that with the second term is the standard Gaussian integral, so that

$$\langle q(t)q(t+\tau) \rangle = \frac{1}{(2\pi)^{1/2}\delta q(\infty)} e^{-\Gamma\tau} \int_{-\infty}^{+\infty} q^2 \exp\left\{-\frac{q^2}{2\delta q^2(\infty)}\right\} dq \equiv \frac{2T}{\pi^{1/2}\kappa} e^{-\Gamma\tau} \int_{-\infty}^{+\infty} \xi^2 \exp\{-\xi^2\} d\xi. \quad (5.189)$$

The last integral⁷⁴ equals $\pi^{1/2}/2$, so that taking into account that for this stationary system centered at the coordinate origin, $\langle q(\infty) \rangle = 0$, we finally get a very simple result,

$$K_q(\tau) \equiv \langle \tilde{q}(t)\tilde{q}(t+\tau) \rangle = \langle q(t)q(t+\tau) \rangle - \langle q(\infty) \rangle^2 = \langle q(t)q(t+\tau) \rangle = \frac{T}{\kappa} e^{-\Gamma\tau}. \quad (5.190)$$

Correlation
function:
linear
relaxator

As a sanity check, for $\tau = 0$ it yields $K_q(0) \equiv \langle q^2 \rangle = T/\kappa$, in accordance with Eq. (185). As τ is increased the correlation function decreases monotonically – see the solid-line sketch in Fig. 8.

So, the solution of this very simple problem has required straightforward but somewhat bulky calculations. On the other hand, the same result may be obtained literally in one line using the Langevin formalism – namely, as the Fourier transform (59) of the spectral density (68) in the corresponding limit $m\omega \ll \eta$, with $S_{\mathcal{A}}(\omega)$ given by Eq. (73a):⁷⁵

$$K_q(\tau) = 2 \int_0^{\infty} S_q(\omega) \cos \omega\tau d\omega = 2 \int_0^{\infty} \frac{\eta T}{\pi} \frac{1}{\kappa^2 + (\eta\omega)^2} \cos \omega\tau d\omega \equiv 2 \frac{T\Gamma}{\pi} \int_0^{\infty} \frac{\cos \xi}{(\Gamma\tau)^2 + \xi^2} d\xi = \frac{T}{\kappa} e^{-\Gamma\tau}. \quad (5.191)$$

This example illustrates the fact that for linear systems (and small fluctuations in nonlinear systems) the Langevin approach is usually much simpler than the one based on the Fokker-Planck or Smoluchowski equations. However, again, the latter approach is indispensable for the analysis of fluctuations of arbitrary intensity in nonlinear systems.

To conclude this chapter, I have to emphasize again that the Fokker-Planck and Smoluchowski equations give a quantitative description of the time evolution of nonlinear Brownian systems with dissipation in the *classical* limit. The description of the corresponding properties of such dissipative (“open”) and nonlinear *quantum* systems is more complex,⁷⁶ and only a few simple problems of their theory have been solved analytically so far,⁷⁷ typically using a particular model of the environment, e.g.,

⁷⁴ See, e.g., MA Eq. (6.9c).

⁷⁵ The involved table integral may be found, e.g., in MA Eq. (6.11).

⁷⁶ See, e.g., QM Sec. 7.6.

⁷⁷ See, e.g., the solutions of the 1D Kramers problem for quantum systems with low damping by A. Caldeira and A. Leggett, *Phys. Rev. Lett.* **46**, 211 (1981), and with high damping by A. Larkin and Yu. Ovchinnikov, *JETP Lett.* **37**, 382 (1983).

as a large set of harmonic oscillators with different statistical distributions of their parameters, leading to different frequency dependences of the generalized susceptibility $\chi(\omega)$.

5.10. Exercise problems

5.1. Treating the first 30 digits of number $\pi = 3.1415\dots$ as a statistical ensemble of integers k (equal to 3, 1, 4, 1, 5, ...), calculate the average $\langle k \rangle$, and the r.m.s. fluctuation δk . Compare the results with those for the ensemble of completely random decimal integers 0, 1, 2, ..., 9, and comment.

5.2. Calculate the variance of fluctuations of a magnetic moment \mathbf{m} placed into an external magnetic field \mathcal{H} , within the same two models as in Problem 2.4:

- (i) a spin- $\frac{1}{2}$ with a gyromagnetic ratio γ , and
- (ii) a classical magnetic moment \mathbf{m} , of a fixed magnitude m_0 , but an arbitrary orientation,

both in thermal equilibrium at temperature T . Discuss and compare the results.⁷⁸

Hint: Mind all three Cartesian components of the vector \mathbf{m} .

5.3. For a field-free, two-site Ising system with energy values $E_m = -J s_1 s_2$, in thermal equilibrium at temperature T , calculate the variance of energy fluctuations. Explore the low-temperature and high-temperature limits of the result.

5.4. For a uniform, three-site Ising ring with ferromagnetic coupling (and no external field), calculate the correlation coefficients $K_s \equiv \langle s_k s_{k'} \rangle$ for both $k = k'$ and $k \neq k'$.

5.5.* For a field-free 1D Ising system of $N \gg 1$ “spins”, in thermal equilibrium at temperature T , calculate the correlation coefficient $K_s \equiv \langle s_l s_{l+n} \rangle$, where l and $(l + n)$ are the numbers of two specific spins in the chain.

Hint: You may like to start with the calculation of the statistical sum for an open-ended chain with arbitrary $N > 1$ and arbitrary coupling coefficients J_k , and then consider its mixed partial derivative over a part of these parameters.

5.6. Within the framework of the Weiss molecular-field theory, calculate the variance of spin fluctuations in the d -dimensional Ising model. Use the result to derive the conditions of its validity.

5.7. Calculate the variance of energy fluctuations in a quantum harmonic oscillator with frequency ω , in thermal equilibrium at temperature T , and express it via the average value of the energy.

5.8. The spontaneous electromagnetic field inside a closed volume V is in thermal equilibrium at temperature T . Assuming that V is sufficiently large, calculate the variance of fluctuations of the total

⁷⁸ Note that these two cases may be considered as the non-interacting limits of, respectively, the Ising model (4.23) and the classical limit of the Heisenberg model (4.21), whose analysis within the Weiss approximation was the subject of Problem 4.18.

energy of the field, and express the result via its average energy and temperature. How large should the volume V be for your results to be quantitatively valid? Evaluate this limitation for room temperature.

5.9. Express the r.m.s. uncertainty of the occupancy N_k of a certain energy level ε_k by non-interacting:

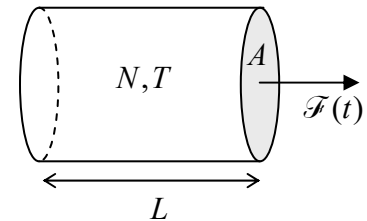
- (i) classical particles,
- (ii) fermions, and
- (iii) bosons,

in thermodynamic equilibrium, via the level's average occupancy $\langle N_k \rangle$, and compare the results.

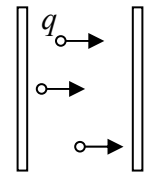
5.10. Express the variance of the number of particles, $\langle \tilde{N}^2 \rangle_{V,T,\mu}$, of a single-phase system in equilibrium, via its isothermal compressibility $\kappa_T \equiv -(1/V)(\partial V/\partial P)_{T,N}$.

5.11.* Starting from the Maxwell distribution of velocities, calculate the low-frequency spectral density of fluctuations of the pressure $P(t)$ of an ideal gas of N classical particles, in thermal equilibrium at temperature T , and estimate their variance. Compare the former result with the solution of Problem 3.2.

Hints: You may consider a cylindrically-shaped container of volume $V = LA$ (see the figure on the right), calculate fluctuations of the force $\mathcal{F}(t)$ exerted by the confined particles on its plane lid of area A , approximating it as a delta-correlated process (62), and then re-calculate the fluctuations into those of pressure $P \equiv \mathcal{F}/A$.

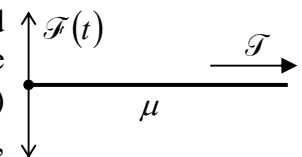


5.12. Calculate the low-frequency spectral density of fluctuations of the electric current $I(t)$ due to the random passage of charged particles between two conducting electrodes – see the figure on the right. Assume that the particles are emitted, at random times, by one of the electrodes, and are fully absorbed by the counterpart electrode. Can your result be mapped on some aspect of the electromagnetic blackbody radiation?



Hint: For the current $I(t)$, use the same delta-correlated-process approximation as for the force $\mathcal{F}(t)$ in the previous problem.

5.13.⁷⁹ A very long, uniform string, of mass μ per unit length, is attached to a firm support, and stretched with a constant force (“tension”) \mathcal{T} – see the figure on the right. Calculate the spectral density of the random force $\mathcal{A}(t)$ exerted by the string on the support point, within the plane normal to its length, in thermal equilibrium at temperature T .



Hint: You may assume that the string is so long that a transverse wave, propagating along it from the support point, never comes back.

⁷⁹ This problem, conceptually important for the quantum mechanics of open systems, was given in Chapter 7 of the QM part of this series, and is repeated here for the benefit of the readers who, by any reason, skipped that course.

5.14.⁸⁰ Each of two 3D harmonic oscillators, with mass m , resonance frequency ω_0 , and damping $\delta > 0$, has electric dipole moment $\mathbf{d} = q\mathbf{s}$, where \mathbf{s} is the vector of oscillator's displacement from its equilibrium position. Use the Langevin formalism to calculate the average potential of electrostatic interaction of these two oscillators (a particular case of the so-called *London dispersion force*), separated by distance $r \gg (T/m)^{1/2}/\omega_0$, in thermal equilibrium at temperature $T \gg \hbar\omega_0$. Also, explain why the approach used to solve a very similar Problem 2.15 is not directly applicable to this case.

Hint: You may like to use the following integral:
$$\int_0^\infty \frac{1-\xi^2}{\left[(1-\xi^2)^2 + (a\xi)^2\right]^2} d\xi = \frac{\pi}{4a}.$$

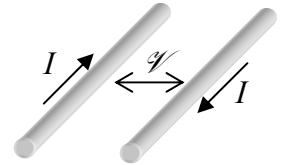
5.15.* Within the van der Pol approximation,⁸¹ calculate major statistical properties of fluctuations of classical self-oscillations, at:

- (i) the free (“autonomous”) run of the oscillator, and
- (ii) their phase been locked by an external sinusoidal force,

assuming that the fluctuations are caused by a weak external noise with a smooth spectral density $S_f(\omega)$. In particular, calculate the self-oscillation linewidth.

5.16. Calculate the correlation function of the coordinate of a 1D harmonic oscillator with small Ohmic damping at thermal equilibrium. Compare the result with that for the autonomous self-oscillator (the subject of the previous problem).

5.17. Consider a very long, uniform, two-wire transmission line (see the figure on the right) with wave impedance \mathcal{Z} , which allows propagation of TEM electromagnetic waves with negligible attenuation, in thermal equilibrium at temperature T . Calculate the variance $\langle \mathcal{V}^2 \rangle_{\Delta\nu}$ of the voltage \mathcal{V} between the wires within a small interval $\Delta\nu$ of cyclic frequencies.



Hint: As an E&M reminder,⁸² in the absence of dispersive materials, TEM waves propagate with a frequency-independent velocity (equal to the speed c of light, if the wires are in free space), with the voltage \mathcal{V} and the current I (see Fig. above) related as $\mathcal{V}(x,t)/I(x,t) = \pm\mathcal{Z}$, where \mathcal{Z} is line's wave impedance.

5.18. Now consider a similar long transmission line but terminated, at one end, with an impedance-matching Ohmic resistor $R = \mathcal{Z}$. Calculate the variance $\langle \mathcal{V}^2 \rangle_{\Delta\nu}$ of the voltage across the

⁸⁰ This problem, for the case of arbitrary temperature, was the subject of QM Problem 7.6, with Problem 5.15 of that course serving as the background. However, the method used in the model solutions of those problems requires one to prescribe, to the oscillators, different frequencies ω_1 and ω_2 at first, and only after this more general problem has been solved, pursue the limit $\omega_1 \rightarrow \omega_2$, while neglecting dissipation altogether. The goal of this problem is to show that the result of that solution is valid even at non-zero damping.

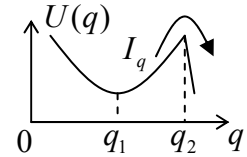
⁸¹ See, e.g., CM Secs. 5.2-5.5. Note that in quantum mechanics, a similar approach is called the *rotating-wave approximation* (RWA) – see, e.g., QM Secs. 6.5, 7.6, 9.2, and 9.4.

⁸² See, e.g., EM Sec. 7.6.

resistor, and discuss the relation between the result and the Nyquist formula (81b), including numerical factors.

Hint: A termination with resistance $R = \mathcal{F}$ absorbs incident TEM waves without reflection.

5.19. An overdamped classical 1D particle escapes from a potential well with a smooth bottom, but a sharp top of the barrier – see the figure on the right. Perform the necessary modification of the Kramers formula (139).



5.20. Perhaps the simplest model of the diffusion is the 1D *discrete random walk*: each time interval τ , a particle leaps, with equal probability, to any of two adjacent sites of a 1D lattice with spatial period a . Prove that the particle's displacement during a time interval $t \gg \tau$ obeys Eq. (77), and calculate the corresponding diffusion coefficient D .

5.21. A classical particle may occupy any of N similar sites. Its weak interaction with the environment induces random, incoherent jumps from the occupied site to any other site, with the same time-independent rate Γ . Calculate the correlation function and the spectral density of fluctuations of the instant occupancy $n(t)$ (equal to either 1 or 0) of a site.

Chapter 6. Elements of Kinetics

This chapter gives a brief introduction to the basic notions of physical kinetics. Its main focus is on the Boltzmann transport equation, especially within the simple relaxation-time approximation (RTA), which allows an approximate but reasonable and simple description of transport phenomena (such as the electric current and thermoelectric effects) in gases, including electron gases in metals and semiconductors.

6.1. The Liouville theorem and the Boltzmann equation

Physical kinetics (not to be confused with “kinematics”!) is the branch of statistical physics that deals with systems out of thermodynamic equilibrium. Major effects addressed by kinetics include:

- (i) for *autonomous* systems (those out of external fields): the transient processes (*relaxation*), that lead from an arbitrary initial state of a system to its thermodynamic equilibrium;
- (ii) for systems in time-dependent (say, sinusoidal) external fields: the field-induced periodic oscillations of the system’s variables; and
- (iii) for systems in time-independent (“dc”) external fields: dc transport.

In the last case, we are dealing with stationary ($\partial/\partial t = 0$ everywhere), but *non-equilibrium* situations, in which the effect of an external field, continuously driving the system out of equilibrium, is balanced by the simultaneous relaxation – the trend back to equilibrium. Perhaps the most important effect of this class is the dc current in conductors and semiconductors,¹ which alone justifies the inclusion of the basic notions of kinetics into any set of core physics courses.

The reader who has reached this point of the notes already has some taste of physical kinetics, because the subject of the last part of Chapter 5 *was* the kinetics of a “Brownian particle”, i.e. of a “heavy” system interacting with an environment consisting of many “lighter” components. Indeed, the equations discussed in that part – whether the Smoluchowski equation (5.122) or the Fokker-Planck equation (5.149) – are valid if the environment is in thermodynamic equilibrium, but the system of our interest is not necessarily so. As a result, we could use those equations to discuss such non-equilibrium phenomena as the Kramers problem of the metastable state’s lifetime.

In contrast, this chapter is devoted to the more traditional subject of kinetics: systems of many *similar* particles – generally, interacting with each other, but not too strongly, so that the energy of the system still may be partitioned into a sum of single-particle components, with the interparticle interactions considered as a weak perturbation. Actually, we have already started the job of describing such a system at the beginning of Sec. 5.7. Indeed, in the absence of particle interactions (i.e. when it is unimportant whether the particle of our interest is “light” or “heavy”), the probability current densities in the coordinate and momentum spaces are given, respectively, by Eq. (5.142) and the first form of Eq. (5.143a), so that the continuity equation (5.140) takes the form

$$\frac{\partial w}{\partial t} + \nabla_q \cdot (w\dot{\mathbf{q}}) + \nabla_p \cdot (w\dot{\mathbf{p}}) = 0. \quad (6.1)$$

¹ This topic was briefly addressed in EM Chapter 4, carefully avoiding the aspects related to the thermal effects.

If similar particles do *not* interact, this equation for the single-particle probability density $w(\mathbf{q}, \mathbf{p}, t)$ is valid for each of them, and the result of its solution may be used to calculate any ensemble-average characteristic of the system as a whole.

Let us rewrite Eq. (1) in the Cartesian-component form,

$$\frac{\partial w}{\partial t} + \sum_j \left[\frac{\partial}{\partial q_j} (w \dot{q}_j) + \frac{\partial}{\partial p_j} (w \dot{p}_j) \right] = 0, \tag{6.2}$$

where the index j lists all degrees of freedom of the particle under consideration, and assume that its motion (perhaps in an external, time-dependent field) may be described by a Hamiltonian function $\mathcal{H}(q_j, p_j, t)$. Plugging into Eq. (2) the Hamiltonian equations of motion:²

$$\dot{q}_j = \frac{\partial \mathcal{H}}{\partial p_j}, \quad \dot{p}_j = -\frac{\partial \mathcal{H}}{\partial q_j}, \tag{6.3}$$

we get

$$\frac{\partial w}{\partial t} + \sum_j \left[\frac{\partial}{\partial q_j} \left(w \frac{\partial \mathcal{H}}{\partial p_j} \right) - \frac{\partial}{\partial p_j} \left(w \frac{\partial \mathcal{H}}{\partial q_j} \right) \right] = 0. \tag{6.4}$$

After differentiation of both parentheses by parts, the equal mixed terms $w \partial^2 \mathcal{H} \partial q_j \partial p_j$ and $w \partial^2 \mathcal{H} \partial p_j \partial q_j$ cancel, and using Eq. (3) again, we get the so-called *Liouville theorem*³

$$\frac{\partial w}{\partial t} + \sum_j \left(\frac{\partial w}{\partial q_j} \dot{q}_j + \frac{\partial w}{\partial p_j} \dot{p}_j \right) = 0.$$

Liouville theorem
(6.5)

Since the left-hand side of this equation is just the full derivative of the probability density w considered as a function of the generalized coordinates $q_j(t)$ of a particle, its generalized momenta components $p_j(t)$, and (possibly) time t ,⁴ the Liouville theorem (5) may be represented in a surprisingly simple form:

$$\frac{dw(\mathbf{q}, \mathbf{p}, t)}{dt} = 0. \tag{6.6}$$

Physically this means that the elementary probability $dW = w d^3 q d^3 p$ to find a Hamiltonian particle in a small volume of the coordinate-momentum space $[\mathbf{q}, \mathbf{p}]$, with its center moving in accordance to the deterministic law (3), does not change with time – see Fig. 1.

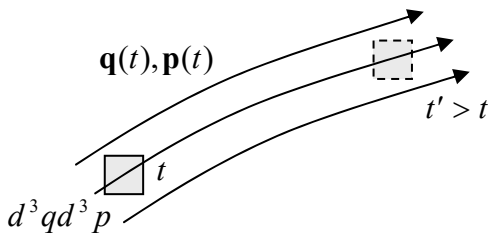


Fig. 6.1. The Liouville theorem's interpretation: probability's conservation at its flow through the $[\mathbf{q}, \mathbf{p}]$ space.

² See, e.g., CM Sec. 10.1.

³ Actually, this is just one of several theorems bearing the name of Joseph Liouville (1809-1882).

⁴ See, e.g., MA Eq. (4.2).

At the first glance, this may not look surprising because according to the fundamental Einstein relation (5.78), one needs non-Hamiltonian forces (such as the kinematic friction) to have diffusion. On the other hand, it is striking that the Liouville theorem is valid even for (Hamiltonian) systems with deterministic chaos,⁵ in which the deterministic trajectories corresponding to slightly different initial conditions become increasingly mixed with time.

For an ideal gas of 3D particles, we may use the ordinary Cartesian coordinates r_j (with $j = 1, 2, 3$) for the generalized coordinates q_j , so that p_j become the Cartesian components mv_j of the usual (linear) momentum, and the elementary volume is just d^3rd^3p – see Fig. 1. In this case, Eqs. (3) are just

$$\dot{r}_j = \frac{p_j}{m} \equiv v_j, \quad \dot{p}_j = \mathcal{F}_j, \quad (6.7)$$

where \mathcal{F} is the force exerted on the particle, so that the Liouville theorem may be rewritten as

$$\frac{\partial w}{\partial t} + \sum_{j=1}^3 \left(v_j \frac{\partial w}{\partial r_j} + \mathcal{F}_j \frac{\partial w}{\partial p_j} \right) = 0, \quad (6.8)$$

and conveniently represented in the vector form

$$\frac{\partial w}{\partial t} + \mathbf{v} \cdot \nabla_r w + \mathcal{F} \cdot \nabla_p w = 0. \quad (6.9)$$

Of course, the situation becomes much more complex if the particles interact. Generally, a system of N similar particles in 3D space has to be described by the probability density being a function of $6N + 1$ arguments ($3N$ Cartesian coordinates, plus $3N$ momentum components, plus time). An analytical or numerical solution of any equation describing the time evolution of such a function for a typical system of $N \sim 10^{23}$ particles is evidently a hopeless task. Hence, any theory of realistic systems' kinetics has to rely on making reasonable approximations that would simplify the situation.

One of the most useful approximations (sometimes called *Stosszahlansatz* – German for the “collision-number assumption”) was suggested by Ludwig Boltzmann for gas of particles that move freely most of the time but interact during short time intervals, when a particle comes close to either an immobile scattering center (say, an impurity in a conductor's crystal lattice) or to another particle of the gas. Such brief *scattering events* may change the particle's momentum. Boltzmann argued that they may be still approximately described Eq. (9), with the addition of a special term (called the *scattering integral*) to its right-hand side:

$$\frac{\partial w}{\partial t} + \mathbf{v} \cdot \nabla_r w + \mathcal{F} \cdot \nabla_p w = \frac{\partial w}{\partial t} \Big|_{\text{scattering}}. \quad (6.10)$$

This is the *Boltzmann equation*, also called the “Boltzmann transport equation”. As will be discussed below, it may give a very reasonable description of not only classical but also quantum particles, though it evidently neglects the quantum-mechanical coherence/entanglement effects⁶ – besides those that may be hidden inside the scattering integral.

⁵ See, e.g., CM Sec. 9.3.

⁶ Indeed, the quantum state coherence is described by off-diagonal elements of the density matrix, while the classical probability w represents only the diagonal elements of that matrix. However, at least for the ensembles close to thermal equilibrium, this is a reasonable approximation – see the discussion in Sec. 2.1.

The concrete form of the scattering integral depends on the type of particle scattering. If the scattering centers do not belong to the ensemble under consideration (an example is given, again, by impurity atoms in a conductor), then the scattering integral may be expressed as an evident generalization of the master equation (4.100):

$$\left. \frac{\partial w}{\partial t} \right|_{\text{scattering}} = \int d^3 p' \left[\Gamma_{\mathbf{p}' \rightarrow \mathbf{p}} w(\mathbf{r}, \mathbf{p}', t) - \Gamma_{\mathbf{p} \rightarrow \mathbf{p}'} w(\mathbf{r}, \mathbf{p}, t) \right], \quad (6.11)$$

where the physical sense of $\Gamma_{\mathbf{p} \rightarrow \mathbf{p}'}$ is the rate (i.e. the probability per unit time) for the particle to be scattered from the state with the momentum \mathbf{p} into the state with the momentum \mathbf{p}' – see Fig. 2.

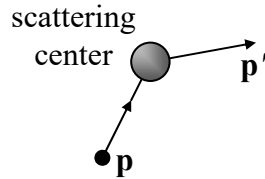


Fig. 6.2. A single-particle scattering event.

Most elastic interactions are *reciprocal*, i.e. obey the following relation (closely related to the reversibility of time in Hamiltonian systems): $\Gamma_{\mathbf{p} \rightarrow \mathbf{p}'} = \Gamma_{\mathbf{p}' \rightarrow \mathbf{p}}$, so that Eq. (11) may be rewritten as⁷

$$\left. \frac{\partial w}{\partial t} \right|_{\text{scattering}} = \int d^3 p' \Gamma_{\mathbf{p} \rightarrow \mathbf{p}'} \left[w(\mathbf{r}, \mathbf{p}', t) - w(\mathbf{r}, \mathbf{p}, t) \right]. \quad (6.12)$$

With such scattering integral, Eq. (10) stays linear in w but becomes an *integro-differential equation*, typically harder to solve analytically than differential equations.

The equation becomes even more complex if the scattering is due to the mutual interaction of the particle members of the system – see Fig. 3.

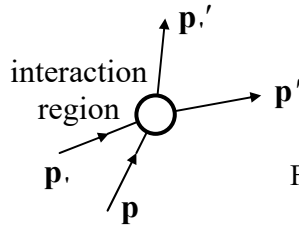


Fig. 6.3. A particle-particle scattering event.

In this case, the probability of a scattering event scales as a product of two single-particle probabilities, and the simplest reasonable form of the scattering integral is⁸

⁷ One may wonder whether this approximation may work for Fermi particles, such as electrons, for whom the Pauli principle forbids scattering into the already occupied state, so that for the scattering $\mathbf{p} \rightarrow \mathbf{p}'$, the term $w(\mathbf{r}, \mathbf{p}, t)$ in Eq. (12) has to be multiplied by the probability $[1 - w(\mathbf{r}, \mathbf{p}', t)]$ that the final state is available. This is a valid argument, but one should notice that if this modification has been done with both terms of Eq. (12), it becomes

$$\left. \frac{\partial w}{\partial t} \right|_{\text{scattering}} = \int d^3 p' \Gamma_{\mathbf{p} \rightarrow \mathbf{p}'} \left\{ w(\mathbf{r}, \mathbf{p}', t) [1 - w(\mathbf{r}, \mathbf{p}, t)] - w(\mathbf{r}, \mathbf{p}, t) [1 - w(\mathbf{r}, \mathbf{p}', t)] \right\}.$$

Opening both square brackets, we see that the probability density products cancel, bringing us back to Eq. (12).

⁸ This was the approximation used by L. Boltzmann to prove the famous *H-theorem*, stating that entropy of the gas described by Eq. (13) may only grow (or stay constant) in time, $dS/dt \geq 0$. Since the model is very approximate, that result does not seem too fundamental nowadays, despite all its historic significance.

$$\left. \frac{\partial w}{\partial t} \right|_{\text{scattering}} = \int d^3 p' \int d^3 p \left[\begin{array}{l} \Gamma_{\mathbf{p}' \rightarrow \mathbf{p}, \mathbf{p} \rightarrow \mathbf{p}'} w(\mathbf{r}, \mathbf{p}', t) w(\mathbf{r}, \mathbf{p}, t) \\ - \Gamma_{\mathbf{p} \rightarrow \mathbf{p}', \mathbf{p}' \rightarrow \mathbf{p}} w(\mathbf{r}, \mathbf{p}, t) w(\mathbf{r}, \mathbf{p}', t) \end{array} \right]. \quad (6.13)$$

The integration dimensionality in Eq. (13) takes into account the fact that due to the conservation of the total momentum at scattering,

$$\mathbf{p} + \mathbf{p}' = \mathbf{p}' + \mathbf{p}, \quad (6.14)$$

one of the momenta is not an independent argument, so that the integration in Eq. (13) may be restricted to a 6D p -space rather than the 9D one. For the reciprocal interaction, Eq. (13) may also be a bit simplified, but it still keeps Eq. (10) a *nonlinear* integro-differential transport equation, excluding such powerful solution methods as the Fourier expansion – which hinges on the linear superposition principle.

This is why most useful results based on the Boltzmann transport equation depend on its further simplifications, most notably the *relaxation-time approximation* – RTA for short.⁹ This approximation is based on the fact that in the absence of spatial gradients ($\nabla = 0$), and external forces ($\mathcal{F} = 0$), in at the thermal equilibrium, Eq. (10) yields

$$\frac{\partial w}{\partial t} = \left. \frac{\partial w}{\partial t} \right|_{\text{scattering}}, \quad (6.15)$$

so that the equilibrium probability distribution $w_0(\mathbf{r}, \mathbf{p}, t)$ has to turn any scattering integral to zero. Hence at a *small* deviation from the equilibrium,

$$\tilde{w}(\mathbf{r}, \mathbf{p}, t) \equiv w(\mathbf{r}, \mathbf{p}, t) - w_0(\mathbf{r}, \mathbf{p}, t) \rightarrow 0, \quad (6.16)$$

the scattering integral should be proportional to the deviation \tilde{w} , and its simplest reasonable model is

Relaxation-time approximation (RTA)

$$\left. \frac{\partial w}{\partial t} \right|_{\text{scattering}} = -\frac{\tilde{w}}{\tau}, \quad (6.17)$$

where τ is a phenomenological constant (which, according to Eq. (15), has to be positive for the system's stability) called the *relaxation time*. Its physical meaning will be more clear in the next section.

The relaxation-time approximation is quite reasonable if the angular distribution of the scattering rate is dominated by small angles between vectors \mathbf{p} and \mathbf{p}' – as it is, for example, for the Rutherford scattering by a Coulomb center.¹⁰ Indeed, in this case the two values of the function w , participating in Eq. (12), are close to each other for most scattering events so that the loss of the second momentum argument (\mathbf{p}') is not too essential. However, using the Boltzmann-RTA equation that results from combining Eqs. (10) and (17),

Boltzmann-RTA equation

$$\frac{\partial w}{\partial t} + \mathbf{v} \cdot \nabla_r w + \mathcal{F} \cdot \nabla_p w = -\frac{\tilde{w}}{\tau}, \quad (6.18)$$

we should always remember that this is just a phenomenological model, sometimes giving completely wrong results. For example, it prescribes the same time scale (τ) to the relaxation of the net *momentum*

⁹ Sometimes this approximation is called the “BGK model”, after P. Bhatnager, E. Gross, and M. Krook who suggested it in 1954. (The same year, a similar model was considered by P. Welander.)

¹⁰ See, e.g., CM Sec. 3.7.

of the system, and to its *energy* relaxation, while in many real systems the latter process (that results from inelastic collisions) may be substantially longer. Naturally, in the following sections, I will describe only those applications of the Boltzmann-RTA equation that give a reasonable description of physical reality.

6.2. The Ohm law and the Drude formula

Despite its shortcomings, Eq. (18) is adequate for quite a few applications. Perhaps the most important of them is deriving the Ohm law for dc current in a “nearly-ideal” gas of charged particles, whose only important deviation from ideality is the rare scattering effects described by Eq. (17). As a result, in equilibrium it is described by the stationary probability w_0 of an ideal gas (see Sec. 3.1):

$$w_0(\mathbf{r}, \mathbf{p}, t) = \frac{g}{(2\pi\hbar)^3} \langle N(\varepsilon) \rangle, \quad (6.19)$$

where g is the internal degeneracy factor (say, $g = 2$ for electrons due to their spin), and $\langle N(\varepsilon) \rangle$ is the average occupancy of a quantum state with momentum \mathbf{p} , that obeys either the Fermi-Dirac or the Bose-Einstein distribution:

$$\langle N(\varepsilon) \rangle = \frac{1}{\exp\{(\varepsilon - \mu)/T\} \pm 1}, \quad \varepsilon = \varepsilon(\mathbf{p}). \quad (6.20)$$

(The following calculations will be valid, up to a point, for both statistics and hence, in the limit $\mu/T \rightarrow -\infty$, for a classical gas as well.)

Now let a uniform dc electric field \mathcal{E} be applied to the gas of particles with electric charge q , exerting force $\mathcal{F} = q\mathcal{E}$ on each of them. Then the stationary solution to Eq. (18), with $\partial/\partial t = 0$, should also be stationary and spatially-uniform ($\nabla_r = 0$), so that this equation is reduced to

$$q\mathcal{E} \cdot \nabla_p w = -\frac{\tilde{w}}{\tau}. \quad (6.21)$$

Let us require the electric field to be relatively low, so that the perturbation \tilde{w} it produces is relatively small, as required by our basic assumption (16).¹¹ Then on the left-hand side of Eq. (21), we can neglect that perturbation, by replacing w with w_0 , because that side already has a small factor (\mathcal{E}). As a result, this equation yields

$$\tilde{w} = -\tau q\mathcal{E} \cdot \nabla_p w_0 \equiv -\tau q\mathcal{E} \cdot (\nabla_p \varepsilon) \frac{\partial w_0}{\partial \varepsilon}, \quad (6.22)$$

where the second step implies isotropy of the parameters μ and T , i.e. their independence of the direction of the particle’s momentum \mathbf{p} . But the gradient $\nabla_p \varepsilon$ is nothing else than the particle’s velocity

¹¹ Since the scale of the fastest change of w_0 in the momentum space is of the order of $\partial w_0/\partial p = (\partial w_0/\partial \varepsilon)(d\varepsilon/dp) \sim (1/T)v$, where v is the scale of particle’s speed, the necessary condition of the linear approximation (22) is $e\mathcal{E}\tau \ll T/v$, i.e. if $e\mathcal{E}l \ll T$, where $l \equiv v\tau$ has the meaning of the effective mean-free path. Since the left-hand side of the last inequality is just the average energy given to the particle by the electric field between two scattering events, the condition may be interpreted as the smallness of the gas’ “overheating” by the applied field. However, another condition is also necessary – see the last paragraph of this section.

\mathbf{v} – for a quantum particle, its group velocity.¹² (This fact is easy to verify for the isotropic and parabolic dispersion law, pertinent to classical particles moving in free space,

$$\varepsilon(\mathbf{p}) = \frac{p^2}{2m} \equiv \frac{p_1^2 + p_2^2 + p_3^2}{2m}. \quad (6.23)$$

Indeed, in this case, the j^{th} Cartesian components of the vector $\nabla_p \varepsilon$ is

$$(\nabla_p \varepsilon)_j \equiv \frac{\partial \varepsilon}{\partial p_j} = \frac{p_j}{m} = v_j, \quad (6.24)$$

so that $\nabla_p \varepsilon = \mathbf{v}$.) Hence, Eq. (22) may be rewritten as

$$\tilde{w} = -\tau q \mathcal{E} \cdot \mathbf{v} \frac{\partial w_0}{\partial \varepsilon}. \quad (6.25)$$

Let us use this result to calculate the electric current density \mathbf{j} . The contribution of each particle to the current density is $q\mathbf{v}$ so that the total density is

$$\mathbf{j} = \int q\mathbf{v} w d^3 p \equiv q \int \mathbf{v} (w_0 + \tilde{w}) d^3 p. \quad (6.26)$$

Since in the equilibrium state (with $w = w_0$), the current has to be zero, the integral of the first term in the parentheses has to vanish. For the integral of the second term, plugging in Eq. (25), and then using Eq. (19), we get

Sommerfeld
theory's
result

$$\mathbf{j} = q^2 \tau \int \mathbf{v} (\mathcal{E} \cdot \mathbf{v}) \left(-\frac{\partial w_0}{\partial \varepsilon} \right) d^3 p = \frac{g q^2 \tau}{(2\pi\hbar)^3} \int \mathbf{v} (\mathcal{E} \cdot \mathbf{v}) \left[-\frac{\partial \langle N(\varepsilon) \rangle}{\partial \varepsilon} \right] d^2 p_{\perp} dp_{\parallel}, \quad (6.27)$$

where $d^2 p_{\perp}$ is the elementary area of the constant energy surface in the momentum space, while dp_{\parallel} is the momentum differential's component normal to that surface. The real power of this result¹³ is that it is valid even for particles with an arbitrary dispersion law $\varepsilon(\mathbf{p})$ (which may be rather complicated, for example, for particles moving in space-periodic potentials¹⁴), and gives, in particular, a fair description of conductivity's anisotropy in crystals.

For free particles whose dispersion law is isotropic and parabolic, as in Eq. (23), the constant energy surface is a sphere of radius p , so that $d^2 p_{\perp} = p^2 d\Omega = p^2 \sin\theta d\theta d\phi$, while $dp_{\parallel} = dp$. In the spherical coordinates, with the polar axis directed along the electric field vector \mathcal{E} , we get $(\mathcal{E} \cdot \mathbf{v}) = \mathcal{E} v \cos\theta$. Now separating the vector \mathbf{v} outside the parentheses into the component $v \cos\theta$ directed along the vector \mathcal{E} , and two perpendicular components, $v \sin\theta \cos\phi$ and $v \sin\theta \sin\phi$, we see that the integrals of the last two components over the angle ϕ give zero. Hence, as we could expect, in the isotropic case the net current is directed along the electric field and obeys the linear *Ohm law*,

Ohm
law

$$\mathbf{j} = \sigma \mathcal{E}, \quad (6.28)$$

¹² See, e.g., QM Sec. 2.1.

¹³ It was obtained by Arnold Sommerfeld in 1927.

¹⁴ See, e.g., QM Secs. 2.7, 2.8, and 3.4. (In this case, \mathbf{p} should be understood as the quasi-momentum rather than the genuine momentum.)

with a field-independent, scalar¹⁵ *electric conductivity*

$$\sigma = \frac{gq^2\tau}{(2\pi\hbar)^3} \int_0^{2\pi} d\varphi \int_0^\pi \sin\theta d\theta \cos^2\theta \int_0^\infty p^2 dp v^2 \left[-\frac{\partial\langle N(\varepsilon)\rangle}{\partial\varepsilon} \right]. \quad (6.29)$$

(Note that σ is proportional to q^2 and hence does not depend on the particle charge sign.¹⁶)

Since $\sin\theta d\theta$ is just $-d(\cos\theta)$, the integral over θ equals $(2/3)$. The integral over $d\varphi$ is of course just 2π , while that over p may be readily transformed to one over the particle's energy $\varepsilon(\mathbf{p}) = p^2/2m$: $p^2 = 2m\varepsilon$, $v^2 = 2\varepsilon/m$, $p = (2m\varepsilon)^{1/2}$, so that $dp = (m/2\varepsilon)^{1/2}d\varepsilon$, and $p^2 dp v^2 = (2m\varepsilon)(m/2\varepsilon)^{1/2}d\varepsilon (2\varepsilon/m) \equiv (8m\varepsilon^3)^{1/2}d\varepsilon$. As a result, the conductivity equals

$$\sigma = \frac{gq^2\tau}{(2\pi\hbar)^3} \frac{4\pi}{3} \int_0^\infty (8m\varepsilon^3)^{1/2} \left[-\frac{\partial\langle N(\varepsilon)\rangle}{\partial\varepsilon} \right] d\varepsilon. \quad (6.30)$$

Now we may work out the integral in Eq. (30) by parts, first rewriting $[-\partial\langle N(\varepsilon)\rangle/\partial\varepsilon]d\varepsilon$ as $-d[\langle N(\varepsilon)\rangle]$. Due to the fast (exponential) decay of the factor $\langle N(\varepsilon)\rangle$ at $\varepsilon \rightarrow \infty$, its product by the factor $(8m\varepsilon^3)^{1/2}$ vanishes at both integration limits, and we get

$$\begin{aligned} \sigma &= \frac{gq^2\tau}{(2\pi\hbar)^3} \frac{4\pi}{3} \int_0^\infty \langle N(\varepsilon)\rangle d[(8m\varepsilon^3)^{1/2}] \equiv \frac{gq^2\tau}{(2\pi\hbar)^3} \frac{4\pi}{3} (8m)^{1/2} \int_0^\infty \langle N(\varepsilon)\rangle \frac{3}{2} \varepsilon^{1/2} d\varepsilon \\ &\equiv \frac{q^2\tau}{m} \times \frac{gm^{3/2}}{\sqrt{2}\pi^2\hbar^3} \int_0^\infty \langle N(\varepsilon)\rangle \varepsilon^{1/2} d\varepsilon. \end{aligned} \quad (6.31)$$

But according to Eq. (3.40), the last factor in this expression (after the \times sign) is just the particle density $n \equiv N/V$, so that the Sommerfeld's result is reduced, for arbitrary temperature, and any particle statistics, to the very simple *Drude formula*,¹⁷

$$\sigma = \frac{q^2\tau}{m} n, \quad (6.32) \quad \text{Drude formula}$$

which should be well familiar to the reader from an undergraduate physics course.

As a reminder, here is its simple classical derivation.¹⁸ Let 2τ be the average time interval between two sequential scattering events that cause a particle to lose the deterministic component of its velocity, $\mathbf{v}_{\text{drift}}$, provided by the electric field \mathcal{E} on the top of particle's random thermal motion – which does not contribute to the net current. Using the 2nd Newton law to describe particle's acceleration by

¹⁵ As Eq. (27) shows, if the dispersion law $\varepsilon(\mathbf{p})$ is anisotropic, the current density direction may be different from that of the electric field. In this case, conductivity should be described by a tensor σ_{ij} , rather than a scalar. However, in most important conducting materials, the anisotropy is rather small – see, e.g., EM Table 4.1.

¹⁶ This is why to determine the dominating type of charge carriers in semiconductors (electrons or holes, see Sec. 4 below), the Hall effect, which lacks such ambivalence (see, e.g., QM 3.2), is frequently used.

¹⁷ It was derived in 1900 by Paul Drude. Note that Drude also used the same arguments to derive a very simple (and very reasonable) approximation for the complex electric conductivity in the ac field of frequency ω : $\sigma(\omega) = \sigma(0)/(1 - i\omega\tau)$, with $\sigma(0)$ given by Eq. (32); sometimes the name “Drude formula” is used for this expression rather than for Eq. (32). Let me leave its derivation, from the Boltzmann-RTA equation, for the reader's exercise.

¹⁸ See also EM Sec. 4.2.

the field, $d\mathbf{v}_{\text{drift}}/dt = q\mathcal{E}/m$, we get $\langle \mathbf{v}_{\text{drift}} \rangle = \tau q\mathcal{E}/m$. Multiplying this result by the particle's charge q and density $n \equiv N/V$, we get the Ohm law $\mathbf{j} = \sigma\mathcal{E}$, with σ given by Eq. (32).

Sommerfeld's derivation of the Drude formula poses an important conceptual question. The structure of Eq. (30) implies that the only quantum states contributing to the electric conductivity are those whose derivative $[-\partial\langle N(\varepsilon) \rangle / \partial\varepsilon]$ is significant. For the Fermi particles such as electrons, in the limit $T \ll \varepsilon_F$, these are the states at the very surface of the Fermi sphere. On the other hand, Eq. (32) and the whole Drude reasoning, involves the density n of *all* electrons. So, what exactly electrons are responsible for the conductivity: all of them, or only those at the Fermi surface? For the resolution of this paradox, let us return to Eq. (22) and analyze the physical meaning of that result. Let us compare it with the following model distribution:

$$w_{\text{model}} \equiv w_0(\mathbf{r}, \mathbf{p} - \tilde{\mathbf{p}}, t), \quad (6.33)$$

where $\tilde{\mathbf{p}}$ is some constant, small vector, which describes a small shift of the unperturbed distribution w_0 as a whole, in the momentum space. Performing the Taylor expansion of Eq. (33) in this small parameter, and keeping only two leading terms, we get

$$w_{\text{model}} \approx w_0(\mathbf{r}, \mathbf{p}, t) + \tilde{w}_{\text{model}}, \quad \text{with } \tilde{w}_{\text{model}} = -\tilde{\mathbf{p}} \cdot \nabla_{\mathbf{p}} w_0(\mathbf{r}, \mathbf{p}, t). \quad (6.34)$$

Comparing the last expression with the first form of Eq. (22), we see that they coincide if

$$\tilde{\mathbf{p}} = q\mathcal{E}\tau \equiv \mathcal{F}\tau. \quad (6.35)$$

This means that Eq. (22) describes a small shift of the equilibrium distribution of all particles (in the momentum space) by $q\mathcal{E}\tau$ along the electric field's direction, justifying the cartoon shown in Fig. 4.

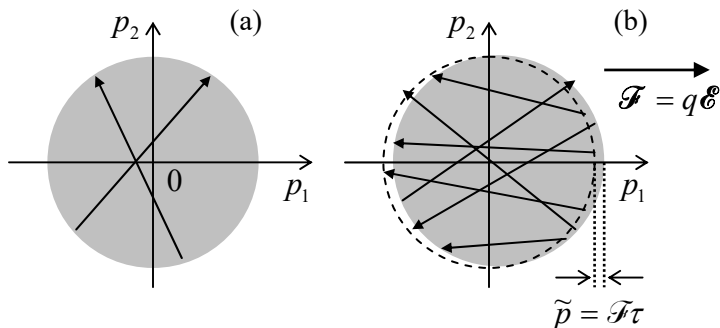


Fig. 6.4. Filling of momentum states by a degenerate electron gas: (a) in the absence and (b) in the presence of an external electric field \mathcal{E} . Arrows show representative scattering events.

At $\mathcal{E} = 0$, the system is in equilibrium, so that the quantum states inside the Fermi sphere ($p < p_F$), are occupied, while those outside of it are empty – see Fig. 4a. Electron scattering events may happen only between states within a very thin layer ($|p^2/2m - \varepsilon_F| \sim T$) at the Fermi surface, because only in this layer the states are partially occupied, so that both components of the product $w(\mathbf{r}, \mathbf{p}, t)[1 - w(\mathbf{r}, \mathbf{p}', t)]$, mentioned in Sec. 1, do not vanish. These scattering events, on average, do not change the equilibrium probability distribution, because they are uniformly spread over the Fermi surface.

Now let the electric field be turned on instantly. Immediately it starts accelerating all electrons in its direction, i.e. the whole Fermi sphere starts moving in the momentum space, along the field's direction in the real space. For elastic scattering events (with $|\mathbf{p}'| = |\mathbf{p}|$), this creates an addition of occupied states at the leading edge of the accelerating sphere and an addition of free states on its trailing

edge (Fig. 4b). As a result, now there are more scattering events bringing electrons from the leading edge to the trailing edge of the sphere than in the opposite direction. This creates the average backflow of the state occupancy in the momentum space. These two trends eventually cancel each other, and the Fermi sphere approaches a stationary (though not a thermal-equilibrium!) state, with the shift (35) relatively to its thermal-equilibrium position.

Now Fig. 4b may be used to answer the question of which of the two different interpretations of the Drude formula is correct, and the answer is: *either*. On one hand, we can look at the electric current as a result of the shift (35) of *all* electrons in the momentum space. On the other hand, each filled quantum state deep inside the sphere gives exactly the same contribution to the net current density as it did without the field. All these internal contributions to the net current cancel each other so that the applied field changes the situation only at the Fermi surface. Thus it is equally legitimate to say that only the surface states are responsible for the non-zero net current.¹⁹

Let me also mention another paradox related to the Drude formula, which is often misunderstood (not only by students :-). As was emphasized above, τ is finite even at *elastic* scattering – that by itself does not change the total energy of the gas. The question is how can such scattering be responsible for the Ohmic resistivity $\rho \equiv 1/\sigma$, and hence for the Joule heat production, with the power density $\mu = \mathbf{j} \cdot \mathcal{E} = \rho j^2$?²⁰ The answer is that the Drude/Sommerfeld formulas describe just the “bottleneck” of the Joule heat formation. In the scattering picture (Fig. 4b) the states filled by elastically scattered electrons are located above the (shifted) Fermi surface, and these electrons eventually need to relax onto it via some inelastic process, which releases their excessive energy in the form of heat (in solid state, described by phonons – see Sec. 2.6). The rate and other features of these inelastic phenomena do not participate in the Drude formula directly, but for keeping the theory valid (in particular, keeping the probability distribution w close to its equilibrium value w_0), their intensity has to be sufficient to avoid gas overheating by the applied field. In some poorly conducting materials, charge carrier overheating effects, resulting in deviations from the Ohm law, i.e. from the linear relation (28) between \mathbf{j} and \mathcal{E} , may be observed already at rather practicable electric fields.

One final comment is that the Sommerfeld theory of the Ohmic conductivity works very well for the electron gas in most conductors. The scheme shown in Fig. 4 helps to understand why: for degenerate Fermi gases the energies of all particles whose scattering contributes to transport properties, are close ($\varepsilon \approx \varepsilon_F$) and prescribing them all the same relaxation time τ is very reasonable. In contrast, in classical gases, with their relatively broad distribution of ε , some results given by the Boltzmann-RTA equation (18) are valid only by the order of magnitude.

6.3. Electrochemical potential and the drift-diffusion equation

Now let us generalize our calculation to the case when the particle transport takes place in the presence of a time-independent spatial gradient of the probability distribution, $\nabla_r w \neq 0$, caused for example by that of the particle concentration $n = N/V$ (and hence, according to Eq. (3.40), of the

¹⁹ So here, as it frequently happens in physics, formulas (or graphical sketches, such as Fig. 4b) give a more clear and unambiguous description of reality than words – the privilege lacked by many “scientific” disciplines, rich with unending, shallow verbal debates. Note also that, as frequently happens in physics, the dual interpretation of σ is expressed by two different but equal integrals (30) and (31), related by the integration-by-parts rule.

²⁰ This formula is probably self-evident, but if you need you may revisit EM Sec. 4.4.

chemical potential μ), while still assuming that temperature T is constant. For this generalization, we should keep the second term on the left-hand side of Eq. (18). If the gradient of w is sufficiently small, we can repeat the arguments of the last section and replace w with w_0 in this term as well. With the applied electric field \mathcal{E} represented as $(-\nabla\phi)$,²¹ where ϕ is the electrostatic potential, Eq. (25) becomes

$$\tilde{w} = \tau \mathbf{v} \cdot \left(\frac{\partial w_0}{\partial \varepsilon} q \nabla \phi - \nabla w_0 \right). \quad (6.36)$$

Since in any of the equilibrium distributions (20), $\langle N(\varepsilon) \rangle$ is a function of ε and μ only in the combination $(\varepsilon - \mu)$, it obeys the following relation:

$$\frac{\partial \langle N(\varepsilon) \rangle}{\partial \mu} = - \frac{\partial \langle N(\varepsilon) \rangle}{\partial \varepsilon}. \quad (6.37)$$

Using this relation, the gradient of $w_0 \propto \langle N(\varepsilon) \rangle$ may be represented as²²

$$\nabla w_0 = - \frac{\partial w_0}{\partial \varepsilon} \nabla \mu, \quad \text{for } T = \text{const}, \quad (6.38)$$

so that Eq. (36) becomes

$$\tilde{w} = \tau \frac{\partial w_0}{\partial \varepsilon} \mathbf{v} \cdot (q \nabla \phi + \nabla \mu) \equiv \tau \frac{\partial w_0}{\partial \varepsilon} \mathbf{v} \cdot \nabla \mu', \quad (6.39)$$

where the following sum,

$$\mu' \equiv \mu + q\phi, \quad (6.40)$$

is called the *electrochemical potential*. Now repeating the calculation of the electric current, carried out in the last section, we get the following generalization of the Ohm law (28):

$$\mathbf{j} = \sigma (-\nabla \mu' / q) \equiv \sigma \mathcal{E}, \quad (6.41)$$

where the *effective electric field* \mathcal{E} is proportional to the gradient of the electrochemical potential, rather than the electrostatic potential:

$$\mathcal{E} \equiv - \frac{\nabla \mu'}{q} = \mathcal{E} - \frac{\nabla \mu}{q}. \quad (6.42)$$

The physics of this extremely important and general result²³ may be explained in two ways. First, let us have a look at the energy spectrum of a degenerate Fermi-gas confined in a volume of finite size, but otherwise free. To ensure such a confinement we need a piecewise-constant potential $U(\mathbf{r})$ – a “hard-wall, flat-bottom potential well” – see Fig. 5a. (For conduction electrons in a metal, such profile is

²¹ Since we will not encounter ∇_p in the balance of this chapter, from this point on, the subscript r of the operator ∇_r is dropped for the notation brevity.

²² Since we consider w_0 as a function of two *independent* arguments \mathbf{r} and \mathbf{p} , taking its gradient, i.e. the differentiation of this function over \mathbf{r} , does not involve its differentiation over the kinetic energy ε – which is a function of \mathbf{p} only.

²³ Note that Eq. (42) does not include the phenomenological parameter τ of the relaxation-time approximation, signaling that it is much more general than the RTA. Indeed, this equality is based entirely on the relation between the second and third terms on the left-hand side of the general Boltzmann equation (10), rather than on any details of the scattering integral on its right-hand side.

provided by the positively charged ions of the crystal lattice.) The well should be of a sufficient depth $U_0 > \varepsilon_F \equiv \mu|_{T=0}$ to provide the confinement of the overwhelming majority of the particles, with energies below and somewhat above the Fermi level ε_F . This means that there should be a substantial energy gap,

$$\psi \equiv U_0 - \mu \gg T, \quad (6.43)$$

between the Fermi energy of a particle inside the well, and its potential energy U_0 outside the well. (The latter value of energy is usually called the *vacuum level*.) The difference defined by Eq. (43) is called the *workfunction*;²⁴ for most metals, it is between 4 and 5 eV, so that the relation $\psi \gg T$ is well fulfilled for room temperatures ($T \sim 0.025$ eV) – and actually for all temperatures up to the metal’s evaporation point.

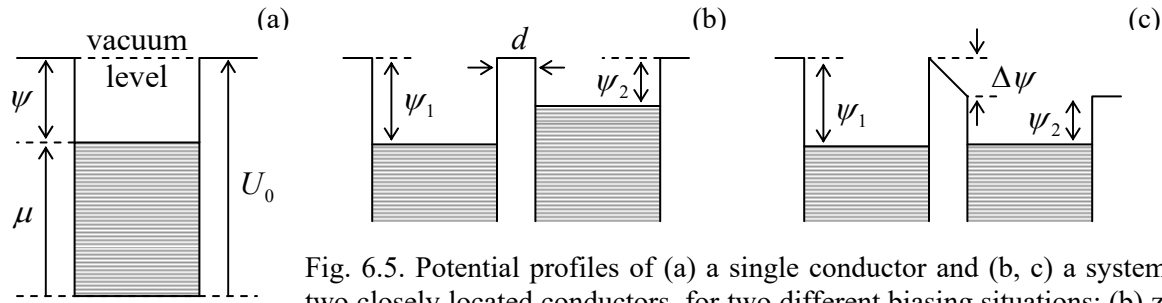


Fig. 6.5. Potential profiles of (a) a single conductor and (b, c) a system of two closely located conductors, for two different biasing situations: (b) zero electrostatic field (the “flat-band condition”), and (c) zero voltage $\Delta\mu$.

Now let us consider two conductors, with different values of ψ , separated by a small spatial gap d – see Figs. 5b,c. Panel (b) shows the case when the electric field $\mathcal{E} = -\nabla\phi$ in the free-space gap between the conductors equals zero, i.e. their *electrostatic* potentials ϕ are equal.²⁵ If there is an opportunity for particles to cross the gap (e.g., by either the thermally-activated hopping *over* the potential barrier, discussed in Secs. 5.6-5.7, or the quantum-mechanical tunneling *through* it), there will be an average flow of particles from the conductor with the higher Fermi level to that with the lower Fermi level,²⁶ because the chemical equilibrium requires their equality – see Secs. 1.5 and 2.7. If the particles have an electric charge (as electrons do), the equilibrium will be automatically achieved by them recharging the effective capacitor formed by the conductors, until the electrostatic energy difference $q\Delta\phi$ reaches the value reproducing that of the workfunctions (Fig. 5c). So for the equilibrium potential difference²⁷ we may write

$$q\Delta\phi = \Delta\psi = -\Delta\mu. \quad (6.44)$$

At this equilibrium, the electric field in the gap between the conductors is

²⁴ Sometimes it is also called the “electron affinity”, though this term is mostly used for atoms and molecules.

²⁵ In semiconductor physics and engineering, the situation shown in Fig. 5b is called the *flat-band condition*, because any electric field applied normally to a surface of a semiconductor leads to the so-called energy *band bending* – see the next section.

²⁶ As measured from a common reference value, for example from the vacuum level – rather than from the bottom of an individual potential well as in Fig. 5a.

²⁷ In physics literature, it is usually called the *contact potential difference*, while in electrochemistry (for which it is one of the key notions), the term *Volta potential* is more common.

$$\mathcal{E} \equiv -\frac{\Delta\phi}{d} \mathbf{n} = \frac{\Delta\mu}{qd} \mathbf{n} = \frac{\nabla\mu}{q}; \quad (6.45)$$

in Fig. 5c this field is clearly visible as the tilt of the electric potential profile. Comparing Eq. (45) with the definition (42) of the effective electric field \mathcal{E} , we see that the equilibrium, i.e. the absence of current through the potential barrier, is achieved exactly when $\mathcal{E} = 0$, in accordance with Eq. (41).

The electric field dichotomy, $\mathcal{E} \leftrightarrow \mathcal{E}$, raises a natural question: which of these fields we are speaking about in the everyday and laboratory practice? Upon some contemplation, the reader should agree that most of our electric field measurements are done indirectly, by measuring corresponding voltages – with voltmeters. A vast majority of these instruments belong to the so-called *electrodynamic* variety, which is based on the measurement of a small current flowing through the voltmeter.²⁸ As Eq. (41) shows, such electrodynamic voltmeters measure the *electrochemical* potential difference $\Delta\mu'/q$. However, there exists a rare breed of *electrostatic* voltmeters (also called “electrometers”) that measure the *electrostatic* potential difference $\Delta\phi$ between two conductors. One way to implement such an instrument is to use an ordinary, electrodynamic voltmeter, but with the reference point set at the flat-band condition (Fig. 5b) between the conductors. (This condition may be detected by vanishing electric charge on the adjacent surfaces of the conductors, and hence by the absence of its modulation in time if the distance between the surfaces is periodically modulated.)

Now let me return to Eq. (41) and make two very important remarks. First, it says that in the presence of an electric field, the current vanishes only if $\nabla\mu' = 0$, i.e. that the electrochemical potential μ' , rather than the chemical potential μ , has to be position-independent in a system in thermodynamic (thermal, chemical, and electric) equilibrium of a conducting system. This result by no means contradicts the fundamental thermodynamic relations for μ discussed in Sec. 1.5, or the statistical relations involving μ , which were discussed in Sec. 2.7 and beyond. Indeed, according to Eq. (40), $\mu'(\mathbf{r})$ is “merely” the chemical potential referred to the local value of the electrostatic energy $q\phi(\mathbf{r})$, and in all previous parts of the course, this energy was assumed to be constant through the system.

Second, note another interpretation of Eq. (41), which may be achieved by modifying Eq. (38) for the particular case of the classical gas. Indeed, the local density $n \equiv N/V$ of the gas obeys Eq. (3.32), which may be rewritten as

$$n(\mathbf{r}) = \text{const} \times \exp\left\{\frac{\mu(\mathbf{r})}{T}\right\}. \quad (6.46)$$

Taking the spatial gradient of both sides of this relation (still at constant T), we get

$$\nabla n = \text{const} \times \frac{1}{T} \exp\left\{\frac{\mu}{T}\right\} \nabla\mu = \frac{n}{T} \nabla\mu, \quad (6.47)$$

so that $\nabla\mu = (T/n)\nabla n$, and Eq. (41), with σ given by Eq. (32), may be recast as

$$\mathbf{j} = \sigma \left(-\frac{\nabla\mu'}{q} \right) \equiv \frac{q^2\tau}{m} n \left(-\nabla\phi - \frac{1}{q} \nabla\mu \right) \equiv q \frac{\tau}{m} (nq\mathcal{E} - T\nabla n). \quad (6.48)$$

²⁸ The devices for such measurement may be based on the interaction between the measured current and a permanent magnet, as pioneered by A.-M. Ampère in the 1820s – see, e.g., EM Chapter 5. Such devices are sometimes called *galvanometers*, honoring another pioneer of electricity, Luigi Galvani.

Hence the current density may be viewed as consisting of two independent parts: one due to particle *drift* induced by the “usual” electric field $\mathcal{E} = -\nabla\phi$, and another due to their *diffusion* – see Eq. (5.118) and its discussion. This is exactly the physics of the “mysterious” term $\nabla\mu$ in Eq. (42), though its simple form (48) is valid only in the classical limit.

Besides being very useful for applications, Eq. (48) also gives us a pleasant surprise. Namely, plugging it into the continuity equation for electric charge,²⁹

$$\frac{\partial(qn)}{\partial t} + \nabla \cdot \mathbf{j} = 0, \quad (6.49)$$

we get (after the division of all terms by $q\tau/m$) the so-called *drift-diffusion equation*:³⁰

$$\frac{m}{\tau} \frac{\partial n}{\partial t} = \nabla(n\nabla U) + T\nabla^2 n, \quad \text{with } U \equiv q\phi. \quad (6.50)$$

Drift-diffusion equation

Comparing it with Eq. (5.122), we see that the drift-diffusion equation is identical to the Smoluchowski equation,³¹ provided that we parallel the ratio τ/m with the mobility $\mu_m = 1/\eta$ of the Brownian particle. Now using the Einstein relation (5.78), we see that the effective diffusion constant D of the classical gas of similar particles is

$$D = \frac{\tau T}{m}. \quad (6.51a)$$

This important relation is more frequently represented in either of two other forms. First, since the rare scattering events we are considering do not change the statistics of the gas in thermal equilibrium, we may still use the Maxwell-distribution result (3.9) for the average-square velocity $\langle v^2 \rangle$, to recast Eq. (51a) as

$$D = \frac{1}{3} \langle v^2 \rangle \tau. \quad (6.51b)$$

One more popular form of the same relation uses the notion of the *mean free path* l , which may be defined as the average distance passed by the particle between two sequential scattering events:

$$D = \frac{1}{3} l \langle v^2 \rangle^{1/2}, \quad \text{with } l \equiv \langle v^2 \rangle^{1/2} \tau. \quad (6.51c)$$

In the forms (51b)-(51c), the result for D makes more physical sense, because it may be readily derived (admittedly, with some uncertainty of the numerical coefficient) from simple kinematic arguments – the task left for the reader’s exercise. Note that since the definition of τ in Eq. (17) is phenomenological, so is the above definition of l ; this is why several definitions of this parameter, which may differ by a numerical factor of the order of 1, are possible.

Note also that using Eq. (51a), Eq. (48) may be rewritten as an expression for the *particle flow density* $\mathbf{j}_n \equiv n\mathbf{j}_w = \mathbf{j}/q$:

$$\mathbf{j}_n = n\mu_m q \mathcal{E} - D\nabla n, \quad (6.52)$$

²⁹ If this relation is not evident, please revisit EM Sec. 4.1.

³⁰ Sometimes this term is associated with Eq. (52). One may also run into the term “convection-diffusion equation” for Eq. (50) with the replacement (51a).

³¹ And hence, at negligible ∇U , identical to the diffusion equation (5.116).

with the first term on the right-hand side describing particles' drift, while the second one, their diffusion. I will discuss the application of this equation to the most important case of non-degenerate ("quasi-classical") gases of electrons and holes in semiconductors, in the next section.

To complete this section, let me emphasize again that the mathematically similar drift-diffusion equation (50) and the Smoluchowski equation (5.122) describe different physical situations. Indeed, our (or rather Einstein and Smoluchowski's :-)) treatment of the Brownian motion in Chapter 5 was based on a strong hierarchy of the system, consisting of a large "Brownian particle" in an environment of many smaller particles – "molecules". On the other hand, in this chapter we are considering a gas of similar particles. Nevertheless, the equations describing the dynamics of their probability distribution, are the same – at least within the framework of the Boltzmann transport equation with the relaxation-time approximation (17) of the scattering integral. The origin of this similarity is the fact that Eq. (12) is clearly applicable to a Brownian particle as well, with each "scattering" event being the particle's hit by a random molecule of its environment. Since, due to the mass hierarchy, the particle momentum change at each such event is very small, the scattering integral has to be local, i.e. depend only on w at the same momentum \mathbf{p} as the left-hand side of the Boltzmann equation, so that the relaxation time approximation (17) is absolutely natural – indeed, more natural than for our current case of similar particles.

6.4. Charge carriers in semiconductors

Now let me demonstrate the application of the concepts discussed in the last section to understanding the basic kinetic properties of semiconductors and a few key semiconductor structures – which are the basis of most modern electronic and optoelectronic devices, and hence of all our IT civilization. For that, I will need to take a detour to discuss their equilibrium properties first.

I will use an approximate but reasonable picture in which the energy of the electron subsystem in a solid may be partitioned into the sum of effective energies ε of independent electrons. Quantum mechanics says³² that in such periodic structures as crystals, the stationary state energy ε of a particle interacting with the atomic lattice follows one of periodic functions $\varepsilon_n(\mathbf{q})$ of the *quasi-momentum* \mathbf{q} , oscillating between two extreme values $\varepsilon_n|_{\min}$ and $\varepsilon_n|_{\max}$. These *allowed energy bands* are separated by *bandgaps*, of widths $\Delta_n \equiv \varepsilon_n|_{\min} - \varepsilon_{n-1}|_{\max}$, with no allowed states inside them. Semiconductors and insulators (dielectrics) are defined as such crystals that in equilibrium at $T = 0$, all electron states in several energy bands (with the highest of them called the *valence band*) are completely filled, $\langle N(\varepsilon_v) \rangle = 1$, while those in the upper bands, starting from the lowest, *conduction band*, are completely empty, $\langle N(\varepsilon_c) \rangle = 0$.³³ Since the electrons follow the Fermi-Dirac statistics (2.115), this means that at $T \rightarrow 0$, the Fermi energy $\varepsilon_F \equiv \mu(0)$ is located somewhere between the valence band's maximum $\varepsilon_v|_{\max}$ (usually called simply ε_v), and the conduction band's minimum $\varepsilon_c|_{\min}$ (called ε_c) – see Fig. 6.

³² See, e.g., QM Sec. 2.7 and 3.4, but the thorough knowledge of this material is not necessary for following discussions of this section. If the reader is not familiar with the notion of quasi-momentum (alternatively called the "crystal momentum"), its following semi-quantitative interpretation may be useful: \mathbf{q} is the result of quantum averaging of the genuine electron momentum \mathbf{p} over the crystal lattice period. In contrast to \mathbf{p} , which is not conserved because of the electron's interaction with the atomic lattice, \mathbf{q} is an integral of motion – in the absence of other forces.

³³ In insulators, the bandgap Δ is so large (e.g., ~ 9 eV in SiO_2) that the conduction band remains unpopulated in all practical situations, so that the following discussion is only relevant for semiconductors, with their moderate bandgaps – such as 1.14 eV in the most important case of silicon at room temperature.

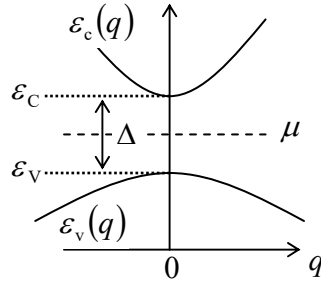


Fig. 6.6. Calculating μ in an intrinsic semiconductor.

Let us calculate the population of both branches $\varepsilon_n(\mathbf{q})$, and the chemical potential μ in equilibrium at $T > 0$. Since the functions $\varepsilon_n(\mathbf{q})$ are typically smooth, near the bandgap edges the dispersion laws $\varepsilon_c(\mathbf{q})$ and $\varepsilon_v(\mathbf{q})$ may be well approximated with quadratic parabolas. For our analysis, let us take the parabolas the simplest, isotropic form, with origins at the same quasi-momentum, taking it for the reference point:³⁴

$$\varepsilon = \begin{cases} \varepsilon_C + q^2 / 2m_C, & \text{for } \varepsilon \geq \varepsilon_C, \\ \varepsilon_V - q^2 / 2m_V, & \text{for } \varepsilon \leq \varepsilon_V, \end{cases} \quad \text{with } \varepsilon_C - \varepsilon_V \equiv \Delta. \quad (6.53)$$

The positive constants m_C and m_V are usually called the effective masses of, respectively, electrons and holes. (In a typical semiconductor, m_C is a few times smaller than the free electron mass m_e , while m_V is closer to m_e .)

Due to the similarity between the top line of Eq. (53) and the dispersion law (3.3) of free particles, we may re-use Eq. (3.40), with the appropriate particle mass m , the degeneracy factor g , and the energy origin, to calculate the full spatial density of populated states (in semiconductor physics, called *electrons* in the narrow sense of the word):

$$n \equiv \frac{N_c}{V} = \int_{\varepsilon_C}^{\infty} \langle N(\varepsilon) \rangle g_3(\varepsilon) d\varepsilon \equiv \frac{g_C m_C^{3/2}}{\sqrt{2\pi^2 \hbar^3}} \int_0^{\infty} \langle N(\tilde{\varepsilon} + \varepsilon_C) \rangle \tilde{\varepsilon}^{1/2} d\tilde{\varepsilon}, \quad (6.54)$$

where $\tilde{\varepsilon} \equiv \varepsilon - \varepsilon_C \geq 0$. Similarly, the density p of “no-electron” excitations (called *holes*) in the valence band is the number of *unfilled* states in the band, and hence may be calculated as

$$p \equiv \frac{N_h}{V} = \int_{-\infty}^{\varepsilon_V} [1 - \langle N(\varepsilon) \rangle] g_3(\varepsilon) d\varepsilon \equiv \frac{g_V m_V^{3/2}}{\sqrt{2\pi^2 \hbar^3}} \int_0^{\infty} [1 - \langle N(\varepsilon_V - \tilde{\varepsilon}) \rangle] \tilde{\varepsilon}^{1/2} d\tilde{\varepsilon}, \quad (6.55)$$

where in this case, $\tilde{\varepsilon} \geq 0$ is defined as $(\varepsilon_V - \varepsilon)$. If the electrons and holes³⁵ are in the thermal and chemical equilibrium, the functions $\langle N(\varepsilon) \rangle$ in these two relations should follow the Fermi-Dirac distribution (2.115) with the same temperature T and the same chemical potential μ . Moreover, in our current case of an undoped (*intrinsic*) semiconductor, these densities have to be equal,

³⁴ It is easy (and hence is left for the reader’s exercise) to verify that all equilibrium properties of charge carriers remain the same (with some effective values of m_C and m_V) if $\varepsilon_c(\mathbf{q})$ and $\varepsilon_v(\mathbf{q})$ are arbitrary quadratic forms of the Cartesian components of the quasi-momentum. A mutual displacement of the branches $\varepsilon_c(\mathbf{q})$ and $\varepsilon_v(\mathbf{q})$ in the quasi-momentum space is also unimportant for statistical and most transport properties of the semiconductors, though it is very important for their optical properties – which I will not have time to discuss in any detail.

³⁵ The collective name for them in semiconductor physics is *charge carriers* – or just “carriers”.

$$n = p \equiv n_i, \quad (6.56)$$

because if this *electroneutrality condition* was violated, the volume would acquire a non-zero electric charge density $\rho = e(p - n)$, which would result, in a bulk sample, in an extremely high electric field energy. From this condition, we get a system of two equations,

$$n_i = \frac{g_C m_C^{3/2}}{\sqrt{2\pi^2 \hbar^3}} \int_0^\infty \frac{\tilde{\varepsilon}^{1/2} d\tilde{\varepsilon}}{\exp\{(\tilde{\varepsilon} + \varepsilon_C - \mu)/T\} + 1} = \frac{g_V m_V^{3/2}}{\sqrt{2\pi^2 \hbar^3}} \int_0^\infty \frac{\tilde{\varepsilon}^{1/2} d\tilde{\varepsilon}}{\exp\{(\tilde{\varepsilon} - \varepsilon_V + \mu)/T\} + 1}, \quad (6.57)$$

whose solution gives both the requested charge carrier density n_i and the Fermi level μ .

For an arbitrary ratio Δ/T , this solution may be found only numerically, but in most practical cases, this ratio is very large. (Again, for Si at room temperature, $\Delta \approx 1.14$ eV, while $T \approx 0.025$ eV.) In this case, we may use the same classical approximation as in Eq. (3.45), to reduce Eqs. (54) and (55) to simple expressions

$$n = n_C \exp\left\{\frac{\mu - \varepsilon_C}{T}\right\}, \quad p = n_V \exp\left\{\frac{\varepsilon_V - \mu}{T}\right\}, \quad \text{for } T \ll \Delta, \quad (6.58)$$

where the temperature-dependent parameters

$$n_C \equiv \frac{g_C}{\hbar^3} \left(\frac{m_C T}{2\pi}\right)^{3/2} \quad \text{and} \quad n_V \equiv \frac{g_V}{\hbar^3} \left(\frac{m_V T}{2\pi}\right)^{3/2} \quad (6.59)$$

may be interpreted as the effective numbers of states (per unit volume) available for occupation in, respectively, the conduction and valence bands, in thermal equilibrium. For usual semiconductors (with $g_C \sim g_V \sim 1$, and $m_C \sim m_V \sim m_e$), at room temperature, these numbers are of the order of $3 \times 10^{25} \text{m}^{-3} \equiv 3 \times 10^{19} \text{cm}^{-3}$. (Note that all results based on Eqs. (58) are only valid if both n and p are much lower than, respectively, n_C and n_V .)

With the substitution of Eqs. (58), the system of equations (56) allows a straightforward solution:

$$\mu = \frac{\varepsilon_V + \varepsilon_C}{2} + \frac{T}{2} \left(\ln \frac{g_V}{g_C} + \frac{3}{2} \ln \frac{m_V}{m_C} \right), \quad n_i = (n_C n_V)^{1/2} \exp\left\{-\frac{\Delta}{2T}\right\}. \quad (6.60)$$

Since in all practical materials the logarithms in the first of these expressions are never much larger than 1,³⁶ it shows that the Fermi level in intrinsic semiconductors never deviates substantially from the so-called *midgap value* $(\varepsilon_V + \varepsilon_C)/2$ – see the (schematic) Fig. 6. In the result for n_i , the last (exponential) factor is very small, so that the equilibrium number of charge carriers is much lower than that of the atoms – for the most important case of silicon at room temperature, $n_i \sim 10^{10} \text{cm}^{-3}$. The exponential temperature dependence of n_i (and hence of the electric conductivity $\sigma \propto n_i$) of intrinsic semiconductors is the basis of several applications, for example simple *germanium resistance thermometers*, efficient in the whole range from $\sim 0.5\text{K}$ to $\sim 100\text{K}$. Another useful application of the same fact is the extraction of the bandgap of a semiconductor from the experimental measurement of the temperature dependence of $\sigma \propto n_i$ – frequently, in just two well-separated temperature points.

³⁶ Note that in the case of simple electron spin degeneracy ($g_V = g_C = 2$), the first logarithm vanishes altogether. However, in many semiconductors, the degeneracy is factored by the number of similar energy bands (e.g., six similar conduction bands in silicon), and the factor $\ln(g_V/g_C)$ may slightly affect quantitative results.

However, most applications require a much higher concentration of carriers. It may be increased quite dramatically by planting into a semiconductor a relatively small number of slightly different atoms – either *donors* (e.g., phosphorus atoms for Si) or *acceptors* (e.g., boron atoms for Si). Let us analyze the first opportunity, called *n-doping*, using the same simple energy band model (53). If the donor atom is only slightly different from those in the crystal lattice, it may be easily ionized – giving an additional electron to the conduction band, and hence becoming a positive ion. This means that the effective ground state energy ε_D of the additional electrons is just slightly below the conduction band edge ε_C – see Fig. 7a.³⁷

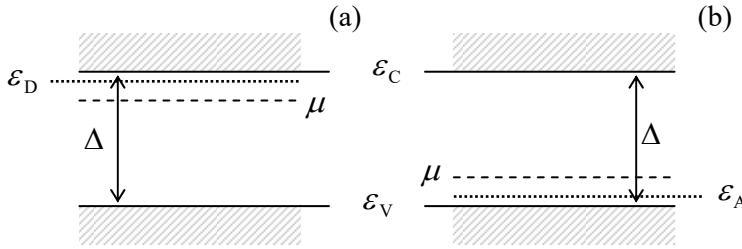


Fig. 6.7. The Fermi levels μ in (a) *n*-doped and (b) *p*-doped semiconductors. Hatching shows the ranges of unlocalized state energies.

Reviewing the arguments that have led us to Eqs. (58), we see that at relatively low doping, when the strong inequalities $n \ll n_C$ and $p \ll n_V$ still hold, these relations are not affected by the doping, so that the concentrations of electrons and holes given by these equalities still obey a universal (doping-independent) relation following from Eqs. (58) and (60):³⁸

$$np = n_i^2. \quad (6.61)$$

However, for a doped semiconductor, the electroneutrality condition looks differently from Eq. (56), because the total density of positive charges in a unit volume is not p , but rather $(p + n_+)$, where n_+ is the density of positively-ionized (“activated”) donor atoms, so that the electroneutrality condition becomes

$$n = p + n_+. \quad (6.62)$$

If virtually all dopants are activated, as it is in most practical cases,³⁹ then we may take $n_+ = n_D$, where n_D is the total concentration of donor atoms, i.e. their number per unit volume, and Eq. (62) becomes

$$n = p + n_D. \quad (6.63)$$

Plugging in the expression $p = n_i^2/n$, following from Eq. (61), we get a simple quadratic equation for n , with the following physically acceptable (positive) solution:

$$n = \frac{n_D}{2} + \left(\frac{n_D^2}{4} + n_i^2 \right)^{1/2}. \quad (6.64)$$

³⁷ Note that in comparison with Fig. 6, here the (for most purposes, redundant) information on the q -dependence of the energies is collapsed, leaving the horizontal axis of such a *band-edge diagram* free for showing their possible spatial dependences – see Figs. 8, 10, and 11 below.

³⁸ Very similar relations may be met in the theory of chemical reactions (where it is called the *law of mass action*), and other disciplines – including such exotic examples as the theoretical ecology.

³⁹ Let me leave it for the reader’s exercise to prove that this assumption is always valid unless the doping density n_D becomes comparable to n_C , and as a result, the Fermi energy μ moves into a $\sim T$ -wide vicinity of ε_D .

This result shows that the doping affects n (and hence $\mu = \varepsilon_C - T \ln(n_C/n)$ and $p = n_i^2/n$) only if the dopant concentration n_D is comparable with, or higher than the intrinsic carrier density n_i given by Eq. (60). For most applications, n_D is made *much* higher than n_i ; in this case Eq. (64) yields

$$n \approx n_D \gg n_i, \quad p = \frac{n_i^2}{n} \approx \frac{n_i^2}{n_D} \ll n, \quad \mu \approx \mu_p \equiv \varepsilon_C - T \ln \frac{n_C}{n_D}. \quad (6.65)$$

Because of the reasons to be discussed very soon, modern electron devices require doping densities above 10^{18}cm^{-3} , so that the logarithm in Eq. (65) is not much larger than 1. This means that the Fermi level rises from the midgap to a position only slightly below the conduction band edge ε_C – see Fig. 7a.

The opposite case of purely p -doping, with n_A acceptor atoms per unit volume, and a small activation (negative ionization) energy $\varepsilon_A - \varepsilon_V \ll \Delta$,⁴⁰ may be considered absolutely similarly, using the electroneutrality condition in the form

$$n + n_- = p, \quad (6.66)$$

where n_- is the number of activated (and hence negatively charged) acceptors. For the relatively high concentration ($n_i \ll n_A \ll n_V$), virtually all acceptors are activated, so that $n_- \approx n_A$, Eq. (66) may be approximated as $n + n_A = p$, and the analysis gives the results dual to Eq. (65):

$$p \approx n_A \gg n_i, \quad n = \frac{n_i^2}{p} \approx \frac{n_i^2}{n_A} \ll p, \quad \mu \approx \mu_n \equiv \varepsilon_V + T \ln \frac{n_V}{n_A}, \quad (6.67)$$

so that in this case, the Fermi level is just slightly above the valence band edge (Fig. 7b), and the number of holes far exceeds that of electrons – again, in the narrow sense of the word. Let me leave the analysis of the simultaneous n - and p -doping (which enables, in particular, so-called *compensated semiconductors* with the sign-variable difference $n - p \approx n_D - n_A$) for the reader's exercise.

Now let us consider how a sample of a doped semiconductor (say, a p -doped one) responds to a static external electrostatic field \mathcal{E} applied normally to its surface.⁴¹ (In semiconductor integrated circuits, such field is usually created by the voltage applied to a special highly-conducting *gate electrode* separated from the semiconductor surface by a thin insulating layer.) Assuming that the field penetrates into the sample by a distance λ much larger than the crystal lattice period a (the assumption to be verified *a posteriori*), we may calculate the distribution of the electrostatic potential ϕ using the macroscopic version of the Poisson equation.⁴² Assuming that the semiconductor occupies the semi-space $x > 0$ and that $\mathcal{E} = \mathbf{n}_x \mathcal{E}$, the equation reduces to the following 1D form⁴³

$$\frac{d^2 \phi}{dx^2} = -\frac{\rho(x)}{\kappa \varepsilon_0}. \quad (6.68)$$

Here κ is the dielectric constant of the semiconductor matrix – excluding the dopants and charge carriers, which in this approach are treated as explicit (“stand-alone”) charges, with the volumic density

⁴⁰ For the typical donors (P) and acceptors (B) in silicon, both ionization energies, $(\varepsilon_C - \varepsilon_D)$ and $(\varepsilon_A - \varepsilon_V)$, are close to 45 meV, i.e. are indeed much smaller than $\Delta \approx 1.14$ eV.

⁴¹ A simplified version of this analysis was discussed in EM Sec. 2.1.

⁴² See, e.g., EM Sec. 3.4.

⁴³ I am sorry for using, for the SI electric constant ε_0 , the same Greek letter as for single-particle energies, but both notations are traditional, and the difference between these uses will be clear from the context.

$$\rho = e(p - n_- - n). \quad (6.69)$$

(As a sanity check, Eqs. (68)-(69) show that if $\mathcal{E} \equiv -d\phi/dx = 0$, then $\rho = 0$, bringing us back to the electroneutrality condition (66), and hence the “flat” band-edge diagrams shown in Figs. 7b and 8a.)

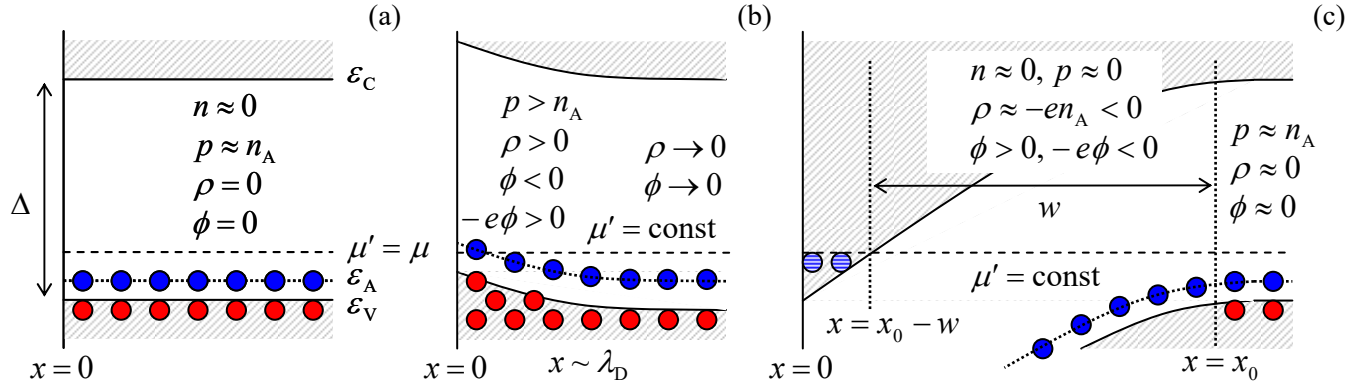


Fig. 6.8. The band-edge diagrams of the electric field penetration into a uniform p -doped semiconductor: (a) $\mathcal{E} = 0$, (b) $\mathcal{E} < 0$, and (c) $\mathcal{E} > \mathcal{E}_c > 0$. Solid red points depict positive charges; solid blue points, negative charges; and hatched blue points, possible electrons in the inversion layer – all very schematically.

In order to get a closed system of equations for the case $\mathcal{E} \neq 0$, we should take into account that the electrostatic potential $\phi \neq 0$, penetrating into the sample with the field,⁴⁴ adds the potential component $q\phi(x) = -e\phi(x)$ to the energy of each electron, and hence shifts the whole local system of single-electron energy levels “vertically” by this amount – down for $\phi > 0$, and up for $\phi < 0$. As a result, the field penetration leads to what is called *band bending* – see the band-edge diagrams schematically shown in Figs. 8b,c for two possible polarities of the applied field, which affects the distribution $\phi(x)$ via the boundary condition⁴⁵

$$\frac{d\phi}{dx}(0) = -\mathcal{E}. \quad (6.70)$$

Note that the electrochemical potential μ' (which, in accordance with the discussion in Sec. 3, replaces the chemical potential in presence of the electric field),⁴⁶ has to stay constant through the system in equilibrium, keeping the electric current equal to zero – see Eq. (41). For arbitrary doping parameters, the system of equations (58) (with the replacements $\varepsilon_V \rightarrow \varepsilon_V - e\phi$, and $\mu \rightarrow \mu'$) and (68)-(70), plus the relation between n_- and n_A (describing the acceptor activation), does not allow an analytical solution. However, as was discussed above, in the most practical cases $n_A \gg n_i$, we may use the approximate relations $n_- \approx n_A$ and $n \approx 0$ at virtually any values of μ' within the locally shifted bandgap $[\varepsilon_V - e\phi(x), \varepsilon_C - e\phi(x)]$, so that the substitution of these relations, and the second of Eqs. (58), with the mentioned replacements, into Eq. (69) yields

⁴⁴ It is common (though not necessary) to select the energy reference so that deep inside the semiconductor, $\phi = 0$; in what follows I will use this convention.

⁴⁵ Here \mathcal{E} is the field *just inside* the semiconductor. The free-space field necessary to create it is κ times larger – see, e.g., the same EM Sec. 3.4, in particular Eq. (3.56).

⁴⁶ In semiconductor physics literature, the value of μ' is usually called the *Fermi level*, even in the absence of the degenerate Fermi sea typical for metals – cf. Sec. 3.3. In this section, I will follow this common terminology.

$$\rho \approx en_V \exp\left\{\frac{\varepsilon_V - e\phi - \mu'}{T}\right\} - en_A \equiv en_A \left[\left(\frac{n_V}{n_A} \exp\left\{\frac{\varepsilon_V - \mu'}{T}\right\} \right) \exp\left\{-\frac{e\phi}{T}\right\} - 1 \right]. \quad (6.71)$$

The x -independent electrochemical potential (a.k.a. Fermi level) μ' in this relation should be equal to the value of the chemical potential $\mu(x \rightarrow \infty)$ in the semiconductor's bulk, given by the last of Eqs. (67), which turns the expression in the parentheses into 1. With these substitutions, Eq. (68) becomes

$$\frac{d^2\phi}{dx^2} = -\frac{en_A}{\kappa\varepsilon_0} \left[\exp\left\{-\frac{e\phi}{T}\right\} - 1 \right], \quad \text{for } \varepsilon_V - e\phi(x) < \mu' < \varepsilon_C - e\phi(x). \quad (6.72)$$

This nonlinear differential equation may be solved analytically, but in order to avoid a distraction by this (rather bulky) solution, let me first consider the case when the electrostatic potential is sufficiently small – either because the external field is small, or because we focus on the distances sufficiently far from the surface – see Fig. 8 again. In this case, in the Taylor expansion of the exponent in Eq. (72), with respect to small ϕ , we may keep only two leading terms, turning it into a linear equation:

$$\frac{d^2\phi}{dx^2} = \frac{e^2 n_A}{\kappa\varepsilon_0 T} \phi, \quad \text{i.e. } \frac{d^2\phi}{dx^2} = \frac{\phi}{\lambda_D^2}, \quad \text{where } \lambda_D \equiv \left(\frac{\kappa\varepsilon_0 T}{e^2 n_A} \right)^{1/2}, \quad (6.73)$$

with the well-known exponential solution, satisfying also the boundary condition $\phi \rightarrow 0$ at $x \rightarrow \infty$:

$$\phi = C \exp\left\{-\frac{x}{\lambda_D}\right\}, \quad \text{at } e|\phi| \ll T. \quad (6.74)$$

The constant λ_D given by the last of Eqs. (73) is called the *Debye screening length*. It may be rather substantial; for example, at $T_K = 300\text{K}$, even for the relatively high doping, $n_A \approx 10^{18}\text{cm}^{-3}$ typical for modern silicon ($\kappa \approx 12$) integrated circuits, it is close to 4 nm – still much larger than the crystal lattice constant $a \sim 0.3$ nm, so that the above analysis is indeed quantitatively valid. Note also that λ_D does not depend on the charge's sign; hence it should be no large surprise that repeating our analysis for an n -doped semiconductor, we may find out that Eqs. (73)-(74) are valid for that case as well, with the only replacement $n_A \rightarrow n_D$.

If the applied field \mathcal{E} is weak, Eq. (74) is valid in the whole sample, and the constant C in it may be readily calculated using the boundary condition (70), giving

$$\phi|_{x=0} \equiv C = \lambda_D \mathcal{E} \equiv \left(\frac{\kappa\varepsilon_0 T}{e^2 n_A} \right)^{1/2} \mathcal{E}. \quad (6.75)$$

This formula allows us to express the condition of validity of the linear approximation leading to Eq. (74), $e|\phi| \ll T$, in terms of the applied field:

$$|\mathcal{E}| \ll \mathcal{E}_{\max}, \quad \text{with } \mathcal{E}_{\max} \equiv \frac{T}{e\lambda_D} \equiv \left(\frac{Tn_A}{\kappa\varepsilon_0} \right)^{1/2}; \quad (6.76)$$

in the above example, $\mathcal{E}_{\max} \sim 60$ kV/cm. On the lab scale, such field is not low at all (it is twice higher than the threshold of electric breakdown in the air at ambient conditions), but may be sustained by many

solid-state materials that are much less prone to the breakdown.⁴⁷ This is why we should be interested in what happens if the applied field is higher than this value.

The semi-quantitative answer is relatively simple if the field is directed out of the p -doped semiconductor (in our nomenclature, $\mathcal{E} < 0$ – see Fig. 8b). As the valence band bends up by a few T , the local hole concentration $p(x)$, and hence the charge density $\rho(x)$, grow exponentially – see Eq. (71). Hence the effective local length of the nonlinear field's penetration, $\lambda_{\text{ef}}(x) \propto \rho^{-1/2}(x)$, shrinks exponentially. A detailed analysis of this effect using Eq. (72) does not make much sense, because as soon as $\lambda_{\text{ef}}(0)$ decreases to $\sim a$, the macroscopic Poisson equation (68) is no longer valid quantitatively. For typical semiconductors, this happens at the field that raises the edge $\varepsilon_V - e\phi(0)$ of the bent valence band at the sample's surface above the Fermi level μ' . In this case, the valence-band electrons near the surface form a degenerate Fermi gas, with an “open” Fermi surface – essentially a metal, which a very small (atomic-size) *Thomas-Fermi screening length*:⁴⁸

$$\lambda_{\text{ef}}(0) \sim \lambda_{\text{TF}} \equiv \left[\frac{\kappa \varepsilon_0}{e^2 g_3(\varepsilon_F)} \right]^{1/2}. \quad (6.77)$$

The effects taking place at the opposite polarity of the field, $\mathcal{E} > 0$, are much more interesting – and more useful for applications. Indeed, in this case, the band bending down leads to an exponential decrease of $\rho(x)$ as soon as the valence band edge $\varepsilon_V - e\phi(x)$ drops down by just a few T below its unperturbed value ε_V . If the applied field is large enough, $\mathcal{E} > \mathcal{E}_{\text{max}}$ (as it is in the situation shown in Fig. 8c), it forms, on the left of such point x_0 the so-called *depletion layer*, of a certain width w . Within this layer, not only the electron density n , but the hole density p as well, are negligible, so that the only substantial contribution to the charge density ρ is given by the fully ionized acceptors: $\rho \approx -en_- \approx -en_A$, and Eq. (72) becomes very simple:

$$\frac{d^2\phi}{dx^2} = \frac{en_A}{\kappa\varepsilon_0} = \text{const}, \quad \text{for } x_0 - w < x < x_0. \quad (6.78)$$

Let us use this equation to calculate the largest possible width w of the depletion layer, and the critical value, \mathcal{E}_c , of the applied field necessary for this. (By definition, at $\mathcal{E} = \mathcal{E}_c$, the left boundary of the layer, where $\varepsilon_V - e\phi(x) = \varepsilon_C$, i.e. $e\phi(x) = \varepsilon_V - \varepsilon_A \equiv \Delta$, just touches the semiconductor surface: $x_0 - w = 0$, i.e. $x_0 = w$. (Figure 8c shows the case when \mathcal{E} is slightly larger than \mathcal{E}_c .) For this, Eq. (78) has to be solved with the following boundary conditions:

$$\phi(0) = \frac{\Delta}{e}, \quad \frac{d\phi}{dx}(0) = -\mathcal{E}_c, \quad \phi(w) = 0, \quad \frac{d\phi}{dx}(w) = 0. \quad (6.79)$$

Note that the first of these conditions is strictly valid only if $T \ll \Delta$, i.e. at the assumption we have made from the very beginning, while the last two conditions are asymptotically correct only if $\lambda_D \ll w$ – the assumption we should not forget to check after the solution.

⁴⁷ Even some amorphous thin-film insulators, such as properly grown silicon and aluminum oxides, can withstand fields up to ~ 10 MV/cm.

⁴⁸ As a reminder, the derivation of this formula was the task of Problem 3.14.

After all the undergraduate experience with projective motion problems, the reader certainly knows by heart that the solution of Eq. (78) is a quadratic parabola, so that let me immediately write its final form satisfying the boundary conditions (79):

$$\phi(x) = \frac{en_A}{\kappa\epsilon_0} \frac{(w-x)^2}{2}, \quad \text{with } w = \left(\frac{2\kappa\epsilon_0\Delta}{e^2 n_A} \right)^{1/2}, \quad \text{at } \mathcal{E}_c = \frac{2\Delta}{e\epsilon_0 w}. \quad (6.80)$$

Comparing the result for w with Eq. (73), we see that if our basic condition $T \ll \Delta$ is fulfilled, then $\lambda_D \ll w$, confirming the qualitative validity of the whole solution (80). For the same particular parameters as in the example before ($n_A \approx 10^{18} \text{ cm}^{-3}$, $\kappa \approx 10$), and $\Delta \approx 1 \text{ eV}$, Eqs. (80) give $w \approx 40 \text{ nm}$ and $\mathcal{E}_c \approx 600 \text{ kV/cm}$ – still a practicable field. (As Fig. 8c shows, to create it, we need a gate voltage only slightly larger than Δ/e , i.e. close to 1 V for typical semiconductors.)

Figure 8c also shows that if the applied field exceeds this critical value, near the surface of the semiconductor the conduction band edge drops below the Fermi level. This is the so-called *inversion layer*, in which electrons with energies below μ' form a highly conductive degenerate Fermi gas. However, typical rates of electron tunneling from the bulk through the depletion layer are very low, so that after the inversion layer has been created (say, by the gate voltage application), it may be only populated from another source – hence the hatched blue points in Fig. 8c. This is exactly the fact used in the workhorse device of semiconductor integrated circuits – the *field-effect transistor* (FET) – see Fig. 9.

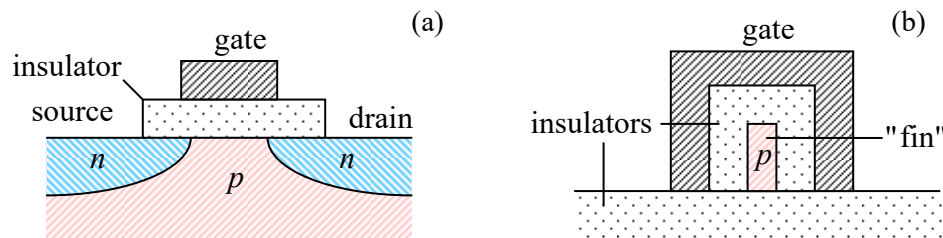


Fig. 6.9. Two main species of the n -FET: (a) the *bulk FET*, and (b) the *FinFET*. While on panel (a), the current flow from the source to the drain is parallel to the plane of the drawing, on panel (b) it is normal to the plane, with the n -doped source and drain contacting the thin “fin” from two sides off this plane.

In the “bulk” variety of this structure (Fig. 9a), a gate electrode overlaps a gap between two similar highly- n -doped regions near the surface, called *source* and *drain*, formed by n -doping inside a p -doped semiconductor. It is more or less obvious (and will be shown in a moment) that in the absence of gate voltage, the electrons cannot pass through the p -doped region, so that virtually no current flows between the source and the drain, even if a modest voltage is applied between these electrodes. However, if the gate voltage is positive and large enough to induce the electric field $\mathcal{E} > \mathcal{E}_c$ at the surface of the p -doped semiconductor, it creates the inversion layer as shown in Fig. 8c, and the electron current between the source and drain electrodes may readily flow through this *surface channel*. (Very unfortunately, in this course I would not have time/space for a detailed analysis of transport properties of this keystone electron device, and have to refer the reader to special literature.⁴⁹)

⁴⁹ The classical monograph in this field is S. Sze, *Physics of Semiconductor Devices*, 2nd ed., Wiley 1981. (The 3rd edition, circa 2006, co-authored with K. Ng, is more tilted toward technical details.) I can also recommend a detailed textbook by R. Pierret, *Semiconductor Device Fundamentals*, 2nd ed., Addison Wesley, 1996.

Fig. 9a makes it obvious that another major (and virtually unavoidable) structure of semiconductor integrated circuits is the famous *p-n junction* – an interface between *p*- and *n*-doped regions. Let us analyze its simple model, in which the interface is in the plane $x = 0$, and the doping profiles $n_D(x)$ and $n_A(x)$ are step-like, making an abrupt jump at the interface:

$$n_A(x) = \begin{cases} n_A = \text{const}, & \text{at } x < 0, \\ 0, & \text{at } x > 0, \end{cases} \quad n_D(x) = \begin{cases} 0, & \text{at } x < 0, \\ n_D = \text{const}, & \text{at } x > 0. \end{cases} \quad (6.81)$$

(This model is very reasonable for modern integrated circuits, where the doping is performed by *implantation*, using high-energy ion beams.)

To start with, let us assume that no voltage is applied between the *p*- and *n*-regions, so that the system may be in thermodynamic equilibrium. In the equilibrium, the Fermi level μ' should be flat through the structure, and at $x \rightarrow -\infty$ and $x \rightarrow +\infty$, where $\phi \rightarrow 0$, the level structure has to approach the positions shown, respectively, on panels (a) and (b) of Fig. 7. In addition, the distribution of the electric potential $\phi(x)$, shifting the level structure vertically by $-e\phi(x)$, has to be continuous to avoid unphysical infinite electric fields. With that, we inevitably arrive at the band-edge diagram that is (schematically) shown in Fig. 10.

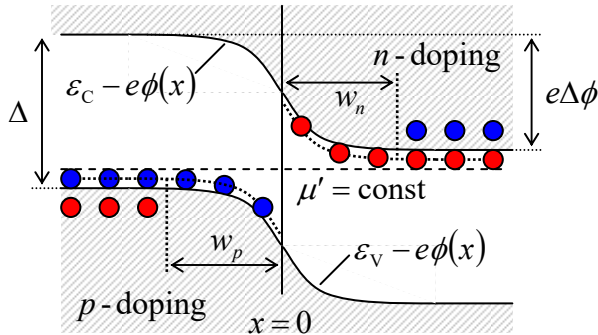


Fig. 6.10. The band-edge diagram of a *p-n* junction in thermodynamic equilibrium ($T = \text{const}$, $\mu' = \text{const}$). The notation is the same as in Figs. 7 and 8.

The diagram shows that the contact of differently doped semiconductors gives rise to a built-in electric potential difference $\Delta\phi$, equal to the difference of their values of μ in the absence of the contact – see Eqs. (65) and (67):

$$e\Delta\phi \equiv e\phi(+\infty) - e\phi(-\infty) = \mu_n - \mu_p = \Delta - T \ln \frac{n_C n_V}{n_D n_A}, \quad (6.82)$$

which is usually just slightly smaller than the bandgap.⁵⁰ (Qualitatively, this is the same contact potential difference that was discussed, for the case of metals, in Sec. 3 – see Fig. 5.) The arising internal electrostatic field $\mathcal{E} = -d\phi/dx$ induces, in both semiconductors, depletion layers similar to that induced by an external field (Fig. 8c). Their widths w_p and w_n may also be calculated similarly, by solving the following boundary problem of electrostatics, mostly similar to that given by Eqs. (78)-(79):

⁵⁰ Frequently, Eq. (82) is also rewritten in the form $e\Delta\phi = T \ln(n_D n_A / n_i^2)$. In the view of the second of Eqs. (60), this equality is formally correct but may be misleading because the intrinsic carrier density n_i is an exponential function of temperature and is physically irrelevant for this particular problem.

$$\frac{d^2\phi}{dx^2} = \frac{e}{\kappa\epsilon_0} \times \begin{cases} n_A, & \text{for } -w_p < x < 0, \\ (-n_D), & \text{for } 0 < x < +w_n, \end{cases} \quad (6.83)$$

$$\phi(w_n) = \phi(-w_p) + \Delta\phi, \quad \frac{d\phi}{dx}(w_n) = \frac{d\phi}{dx}(-w_p) = 0, \quad \phi(-0) = \phi(+0), \quad \frac{d\phi}{dx}(-0) = \frac{d\phi}{dx}(+0), \quad (6.84)$$

also exact only in the limit $T \ll \Delta$, $n_i \ll n_D, n_A$. Its (easy) solution gives the result similar to Eq. (80):

$$\phi = \text{const} + \begin{cases} en_A (w_p + x)^2 / 2\kappa\epsilon_0, & \text{for } -w_p < x < 0, \\ \Delta\phi - en_D (w_n - x)^2 / 2\kappa\epsilon_0, & \text{for } 0 < x < +w_n, \end{cases} \quad (6.85)$$

with expressions for w_p and w_n giving the following formula for the full depletion layer width:

$$w \equiv w_p + w_n = \left(\frac{2\kappa\epsilon_0\Delta\phi}{en_{\text{ef}}} \right)^{1/2}, \quad \text{with } n_{\text{ef}} \equiv \frac{n_A n_D}{n_A + n_D}, \quad \text{i.e. } \frac{1}{n_{\text{ef}}} = \frac{1}{n_A} + \frac{1}{n_D}. \quad (6.86)$$

This expression is similar to that given by Eq. (80), so that for typical highly doped semiconductors ($n_{\text{ef}} \sim 10^{18} \text{cm}^{-3}$) it gives for w a similar estimate of a few tens nm.⁵¹ Returning to Fig. 9a, we see that this scale imposes an essential limit on the reduction of bulk FETs (whose scaling down is at the heart of the well-known *Moore's law*),⁵² explaining why such high doping is necessary. In the early 2010s, the problems with implementing even higher doping, plus issues with dissipated power management, have motivated the transition of advanced silicon integrated circuit technology from the bulk FETs to the *FinFET* (also called “double-gate”, or “tri-gate”, or “wrap-around-gate”) variety of these devices, schematically shown in Fig. 9b, despite their essentially 3D structure and hence a more complex fabrication technology. In the FinFETs, the role of p - n junctions is reduced, but these structures remain an important feature of semiconductor integrated circuits.

Now let us have a look at the p - n junction in equilibrium from the point of view of Eq. (52). In the simple model we are considering now (in particular, at $T \ll \Delta$), this equation is applicable separately to the electron and hole subsystems, because in this model the gases of these charge carriers are classical in all parts of the system, and the *generation-recombination* processes⁵³ coupling these subsystems have relatively small rates – see below. Hence, for the electron subsystem, we may rewrite Eq. (52) as

$$j_n = n\mu_m q \mathcal{E} - D_n \frac{\partial n}{\partial x}, \quad (6.87)$$

where $q = -e$. Let us discuss how each term of the right-hand of this equality depends on the system's parameters. Because of the n -doping at $x > 0$, there are many more electrons in this part of the system. According to the Boltzmann distribution (58), some number of them,

$$n_{>} \propto \exp\left\{-\frac{e\Delta\phi}{T}\right\}, \quad (6.88)$$

⁵¹ Note that such w is again much larger than λ_D – the fact that justifies the first two boundary conditions (84).

⁵² Another important limit is quantum-mechanical tunneling through the gate insulator, whose thickness has to be scaled down in parallel with lateral dimensions of a FET, including its channel length.

⁵³ In the semiconductor physics lingo, the “carrier generation” event is the thermal excitation of an electron from the valence band to the conduction band, leaving a hole behind, while the reciprocal event of filling such a hole by a conduction-band electron is called the “carrier recombination”.

have energies above the conduction band edge in the p -doped part (see Fig. 11a) and try to diffuse into this part through the depletion layer; this diffusion flow of electrons from the n -side to the p -side of the structure (in Fig. 11, from the right to the left) is described by the second term on the right-hand side of Eq. (87). On the other hand, the intrinsic electric field $\mathcal{E} = -\partial\phi/\partial x$ inside the depletion layer, directed as Fig. 11a shows, exerting on the electrons the force $\mathcal{F} = q\mathcal{E} \equiv -e\mathcal{E}$ pushing them in the opposite direction (from p to n), is described by the first, “drift” term on the right-hand side of Eq. (87).⁵⁴

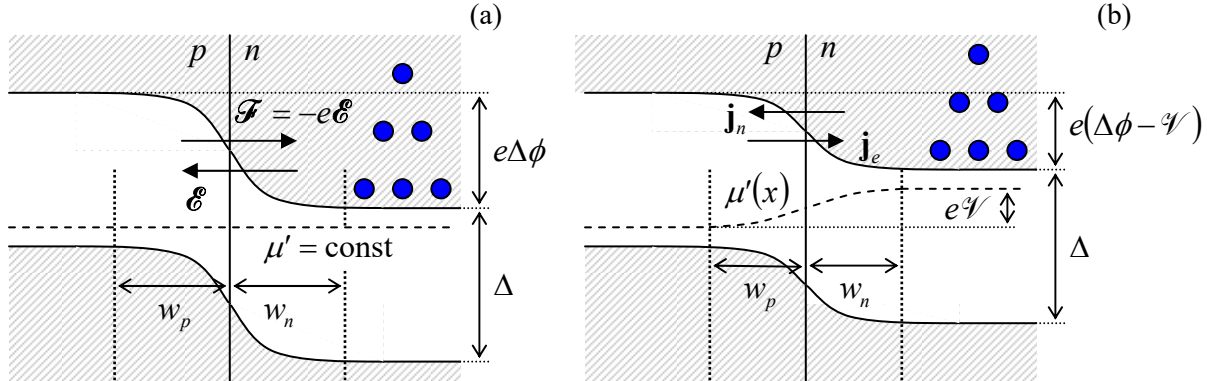


Fig. 6.11. Electrons in the conduction band of a p - n junction at: (a) $\mathcal{V} = 0$, and (b) $\mathcal{V} > 0$. For clarity, other charges (of the holes and all ionized dopant atoms) are not shown.

The explicit calculation of these two flows⁵⁵ shows, unsurprisingly, that in the equilibrium, they are exactly equal and opposite, so that $j_n = 0$, and such analysis does not give us any new information. However, the picture of two electron counter-flows, given by Eq. (87), enables us to predict the functional dependence of j_n on a modest external voltage \mathcal{V} , with $|\mathcal{V}| < \Delta\phi$, applied to the junction. Indeed, since the doped semiconductor regions outside the depletion layer are much more conductive than it, virtually all applied voltage (i.e. the difference of values of the electrochemical potential μ') drops across this layer, changing the total band edge shift – see Fig. 11b:⁵⁶

$$e\Delta\phi \rightarrow e\Delta\phi + \Delta\mu' \equiv e\Delta\phi + q\mathcal{V} \equiv e(\Delta\phi - \mathcal{V}). \quad (6.89)$$

This change results in an exponential change of the number of electrons able to diffuse into the p -side of the junction – cf. Eq. (88):

⁵⁴ Note that if an external photon with energy $\hbar\omega > \Delta$ generates an electron-hole pair somewhere inside the depletion layer, this electric field immediately drives its electron component to the right, and the hole component to the left, thus generating a pulse of electric current through the junction. This is the physical basis of the whole vast technological field of *photovoltaics*, currently strongly driven by the demand for renewable electric power. Due to the progress of this technology, the cost of solar power systems has dropped from $\sim \$300$ per watt in the mid-1950s to the current $\sim \$1$ per watt, and its global generation has increased to almost 10^{15} watt-hours per year – though this is still below 2% of the whole generated electric power.

⁵⁵ I will not try to reproduce this calculation (which may be found in any of the semiconductor physics books mentioned above), because getting all its scaling factors right requires using some model of the recombination process, and in this course, there is just no time for their quantitative discussion. However, see Eq. (93) below.

⁵⁶ In our model, the positive sign of $\mathcal{V} \equiv \Delta\mu'/q \equiv -\Delta\mu'/e$ corresponds to the additional electric field, $-\nabla\mu'/q \equiv \nabla\mu'/e$, directed in the positive direction of the x -axis (in Fig. 11, from the left to the right), i.e. to the positive terminal of the voltage source connected to the p -doped semiconductor – which is the common convention.

$$n_>(\mathcal{V}) \approx n_>(0) \exp\left\{\frac{e\mathcal{V}}{T}\right\}, \quad (6.90)$$

and hence in a proportional change of the diffusion flow j_n of electrons from the n -side to the p -side of the system, i.e. of the oppositely directed density of the electron current $j_e = -ej_n$ – see Fig. 11b.

On the other hand, the drift counter-flow of electrons is not altered too much by the applied voltage: though it does change the electrostatic field $\mathcal{E} = -\nabla\phi$ inside the depletion layer, and also the depletion layer width,⁵⁷ these changes are incremental, not exponential. As the result, the net density of the current carried by electrons may be approximately expressed as

$$j_e(\mathcal{V}) = j_{\text{diffusion}} - j_{\text{drift}} \approx j_e(0) \exp\left\{\frac{e\mathcal{V}}{T}\right\} - \text{const.} \quad (6.91a)$$

As was discussed above, at $\mathcal{V} = 0$, the net current has to vanish, so that the constant in Eq. (91a) has to equal $j_e(0)$, and we may rewrite this equality as

$$j_e(\mathcal{V}) = j_e(0) \left(\exp\left\{\frac{e\mathcal{V}}{T}\right\} - 1 \right). \quad (6.91b)$$

Now repeating this analysis for the current j_h of the holes (the exercise highly recommended to the reader), we get a similar expression, with the *same* sign before $e\mathcal{V}$,⁵⁸ though with a different scaling factor, $j_h(0)$ instead of $j_e(0)$. As a result, the total electric current density obeys the famous *Shockley law*

$$j(\mathcal{V}) \equiv j_e(\mathcal{V}) + j_h(\mathcal{V}) = j(0) \left(\exp\left\{\frac{e\mathcal{V}}{T}\right\} - 1 \right), \quad \text{with } j(0) \equiv j_e(0) + j_h(0), \quad (6.92)$$

describing the main p - n junction's property as an *electric diode* – a two-terminal device passing the current more “readily” in one direction (from the p - to the n -terminal) than in the opposite one.⁵⁹ Besides numerous practical applications in electrical and electronic engineering, such diodes have very interesting statistical properties, in particular performing very non-trivial transformations of the spectra of deterministic and random signals. Very unfortunately, I would not have time for their discussion and have to refer the interested reader to the special literature.⁶⁰

Still, before proceeding to our next (and last!) topic, let me give for the reader reference, without proof, the expression for the scaling factor $j(0)$ in Eq. (92), which follows from a simple, but broadly used model of the recombination process:

⁵⁷ This change, schematically shown in Fig. 11b, may be readily calculated by making the replacement (89) in the first of Eqs. (86).

⁵⁸ This sign invariance may look strange, due to the opposite (positive) electric charge of the holes. However, this difference in the charge sign is compensated by the opposite direction of the hole diffusion – see Fig. 10. (Note also that the actual charge carriers in the valence band are still electrons, and the positive charge of holes is just a convenient representation of the specific dispersion law in this energy band, with a negative effective mass – see Fig. 6, the second line of Eq. (53), and a more detailed discussion of this issue in QM Sec. 2.8.)

⁵⁹ Some metal-semiconductor junctions, called *Schottky diodes*, have similar rectifying properties (and may be better fitted for high-power applications than silicon p - n junctions), but their properties are more complex because of the rather involved chemistry and physics of interfaces between different materials.

⁶⁰ See, e.g., the monograph by R. Stratonovich cited in Sec. 4.2.

$$j(0) = en_i^2 \left(\frac{D_e}{l_e n_A} + \frac{D_h}{l_h n_D} \right). \quad (6.93)$$

Here l_e and l_h are the characteristic lengths of diffusion of electrons and holes before their recombination, which may be expressed by Eq. (5.113), $l_e = (2D_e\tau_e)^{1/2}$ and $l_h = (2D_h\tau_h)^{1/2}$, with τ_e and τ_h being the characteristic times of recombination of the so-called *minority carriers* – of electrons in the p -doped part, and of holes in the n -doped part of the structure. Since the recombination is an inelastic process, its times are typically rather long – of the order of 10^{-7} s, i.e. much longer than the typical times of elastic scattering of the same carriers, that define their diffusion coefficients – see Eq. (51).

6.5. Heat transfer and thermoelectric effects

Now let us return to our analysis of kinetic effects using the Boltzmann-RTA equation, and extend it even further, to the effects of a non-zero (albeit small) temperature gradient. Again, since for any of the statistics (20), the average occupancy $\langle N(\varepsilon) \rangle$ is a function of just one combination of all its arguments, $\xi \equiv (\varepsilon - \mu)/T$, its partial derivatives obey not only Eq. (37), but also the following relation:

$$\frac{\partial \langle N(\varepsilon) \rangle}{\partial T} = -\frac{\varepsilon - \mu}{T^2} \frac{\partial \langle N(\varepsilon) \rangle}{\partial \xi} = -\frac{\varepsilon - \mu}{T} \frac{\partial \langle N(\varepsilon) \rangle}{\partial \mu}. \quad (6.94)$$

As a result, Eq. (38) is generalized as

$$\nabla w_0 = -\frac{\partial w_0}{\partial \varepsilon} \left(\nabla \mu + \frac{\varepsilon - \mu}{T} \nabla T \right), \quad (6.95)$$

giving the following generalization of Eq. (39):

$$\tilde{w} = \tau \frac{\partial w_0}{\partial \varepsilon} \mathbf{v} \cdot \left(\nabla \mu' + \frac{\varepsilon - \mu}{T} \nabla T \right). \quad (6.96)$$

Now, calculating current density as in Sec. 3, we get the result that is traditionally represented as

$$\mathbf{j} = \sigma \left(-\frac{\nabla \mu'}{q} \right) + \sigma \mathcal{S} (-\nabla T), \quad (6.97)$$

where the constant \mathcal{S} , called the *Seebeck coefficient*⁶¹ (or the “thermoelectric power”, or just “thermopower”) is given by the following relation:

$$\sigma \mathcal{S} = \frac{gq\tau}{(2\pi\hbar)^3} \frac{4\pi}{3} \int_0^\infty (8m\varepsilon^3)^{1/2} \frac{(\varepsilon - \mu)}{T} \left[-\frac{\partial \langle N(\varepsilon) \rangle}{\partial \varepsilon} \right] d\varepsilon. \quad (6.98) \quad \text{Seebeck coefficient}$$

Working out this integral for the most important case of a degenerate Fermi gas, with $T \ll \varepsilon_F$, we have to be careful because the center of the sharp peak of the last factor under the integral coincides with the zero point of the previous factor, $(\varepsilon - \mu)/T$. This uncertainty may be resolved using the

⁶¹ Named after Thomas Johann Seebeck who experimentally discovered, in 1822, the effect described by the second term in Eq. (97) – and hence by Eq. (103).

Sommerfeld expansion formula (3.59). Indeed, for a smooth function $f(\varepsilon)$ obeying Eq. (3.60), so that $f(0) = 0$, we may use Eq. (3.61) to rewrite Eq. (3.59) as

$$\int_0^{\infty} f(\varepsilon) \left[-\frac{\partial \langle N(\varepsilon) \rangle}{\partial \varepsilon} \right] d\varepsilon = f(\mu) + \frac{\pi^2 T^2}{6} \left. \frac{d^2 f(\varepsilon)}{d\varepsilon^2} \right|_{\varepsilon=\mu}. \quad (6.99)$$

In particular, for working out the integral (98), we may take $f(\varepsilon) \equiv (8m\varepsilon^3)^{1/2}(\varepsilon - \mu)/T$. (For this function, the condition $f(0) = 0$ is evidently satisfied.) Then $f(\mu) = 0$, $d^2 f/d\varepsilon^2|_{\varepsilon=\mu} = 3(8m\mu)^{1/2}/T \approx 3(8m\varepsilon_F)^{1/2}/T$, and Eq. (98) yields

$$\sigma \mathcal{S} = \frac{gq\tau}{(2\pi\hbar)^3} \frac{4\pi}{3} \frac{\pi^2 T^2}{6} \frac{3(8m\varepsilon_F)^{1/2}}{T}. \quad (6.100)$$

Comparing the result with Eqs. (3.54) and (32), for the constant \mathcal{S} we get a simple expression independent of τ :⁶²

$$\mathcal{S} = \frac{\pi^2}{2q} \frac{T}{\varepsilon_F} = \frac{c_V}{q}, \quad \text{for } T \ll \varepsilon_F, \quad (6.101)$$

where $c_V \equiv C_V/N$ is the heat capacity of the gas per unit particle, in this case given by Eq. (3.70).

In order to understand the physical meaning of the Seebeck coefficient, it is sufficient to consider a conductor carrying no current. For this case, Eq. (97) yields

$$\nabla(\mu'/q + \mathcal{S}T) = 0. \quad (6.102)$$

Seebeck
effect

So, at these conditions, a temperature gradient creates a proportional gradient of the electrochemical potential μ' , and hence the effective electric field \mathcal{E} defined by Eq. (42). This is the *Seebeck effect*. Figure 12 shows the standard way of its measurement, using an ordinary (electrodynamic) voltmeter that measures the difference of μ'/e at its terminals, and a pair of junctions (in this context, called the *thermocouple*) of two materials with different coefficients \mathcal{S} .

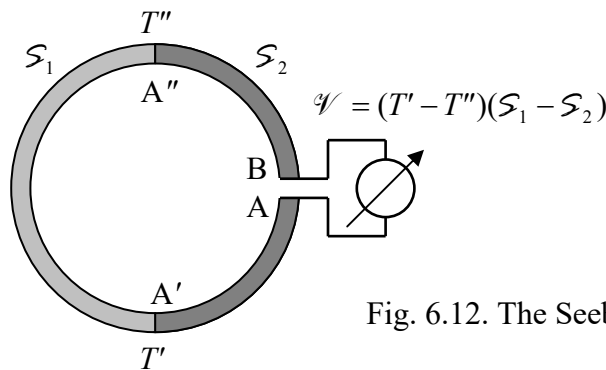


Fig. 6.12. The Seebeck effect in a thermocouple.

⁶² Again, such independence hints that Eq. (101) has a broader validity than in our simple model of an isotropic gas. This is indeed the case: this result turns out to be valid for any form of the Fermi surface, and for any dispersion law $\varepsilon(\mathbf{p})$. Note, however, that all calculations of this section are valid for the simplest RTA model in that τ is an energy-independent parameter; for real metals, a more accurate description of experimental results may be obtained by tweaking this model to take this dependence into account – see, e.g., Chapter 13 in the monograph by N. Ashcroft and N. D. Mermin, cited in Sec. 3.5.

Integrating Eq. (102) around the loop from point A to point B , and neglecting the temperature drop across the voltmeter, we get the following simple expression for the thermally-induced difference of the electrochemical potential, usually called either the *thermoelectric power* or the “thermo e.m.f.”:

$$\begin{aligned} \mathcal{V} &\equiv \frac{\mu'_B}{q} - \frac{\mu'_A}{q} = \frac{1}{q} \int_A^B \nabla \mu' \cdot d\mathbf{r} = - \int_A^B \mathcal{S} \nabla T \cdot d\mathbf{r} = -\mathcal{S}_1 \int_{A'}^{A''} \nabla T \cdot d\mathbf{r} - \mathcal{S}_2 \left(\int_A^{A'} \nabla T \cdot d\mathbf{r} + \int_{A''}^B \nabla T \cdot d\mathbf{r} \right) \\ &= -\mathcal{S}_1 (T'' - T') - \mathcal{S}_2 (T' - T'') \equiv (\mathcal{S}_1 - \mathcal{S}_2) (T' - T''). \end{aligned} \quad (6.103)$$

(Note that according to Eq. (103), any attempt to measure such voltage across any two points of a *uniform* conductor would give results depending on the voltmeter wire materials, due to an unintentional gradient of temperature in them.)

Using thermocouples is a very popular, inexpensive method of temperature measurement – especially in the few-hundred-°C range where gas- and fluid-based thermometers are not too practicable, if a 1°C-scale accuracy is sufficient. The *temperature responsivity* ($\mathcal{S}_1 - \mathcal{S}_2$) of a typical popular thermocouple, chromel-constantan,⁶³ is about 70 $\mu\text{V}/^\circ\text{C}$. To understand why the typical values of \mathcal{S} are so small, let us discuss the Seebeck effect’s physics. Superficially, it is very simple: particles, heated by an external source, diffuse from it toward the colder parts of the conductor, carrying electrical current with them if they are electrically charged. However, this naïve argument neglects the fact that at $\mathbf{j} = 0$, there is no total flow of particles. For a more accurate interpretation, note that inside the integral (98), the Seebeck effect is described by the factor $(\varepsilon - \mu)/T$, which changes its sign at the Fermi surface, i.e. at the same energy where the term $[-\partial\langle N(\varepsilon) \rangle / \partial\varepsilon]$, describing the availability of quantum states for transport (due to their intermediate occupancy $0 < \langle N(\varepsilon) \rangle < 1$), reaches its peak. The only reason why that integral does not vanish completely, and hence $\mathcal{S} \neq 0$, is the growth of the first factor under the integral (which describes the density of available quantum states on the energy scale) with ε , so the hotter particles (with $\varepsilon > \mu$) are more numerous and hence carry more heat than the colder ones.

The Seebeck effect is not the only result of a temperature gradient; the same diffusion of particles also causes the less subtle effect of *heat flow* from the region of higher T to that with lower T , i.e. the effect of *thermal conductivity*, well known from our everyday practice. The density of this flow (i.e. that of thermal energy) may be calculated similarly to that of the electric current – see Eq. (26), with the natural replacement of the electric charge q of each particle with its thermal energy $(\varepsilon - \mu)$:

$$\mathbf{j}_h = \int (\varepsilon - \mu) \mathbf{v} w d^3 p. \quad (6.104)$$

(Indeed, we may look at this expression is as at the difference between the total energy flow density, $\mathbf{j}_\varepsilon = \int \varepsilon \mathbf{v} w d^3 p$, and the product of the average energy needed to add a particle to the system (μ) by the particle flow density, $\mathbf{j}_n = \int \mathbf{v} w d^3 p \equiv \mathbf{j}/q$.)⁶⁴ Again, at equilibrium ($w = w_0$) the heat flow vanishes, so that w in Eq. (104) may be replaced with its perturbation \tilde{w} , which already has been calculated – see Eq. (96). The

⁶³ Both these materials are *alloys*, i.e. solid solutions: chromel is 10% chromium in 90% nickel, while constantan is 45% nickel and 55% copper.

⁶⁴ An alternative explanation of the factor $(\varepsilon - \mu)$ in Eq. (104) is that according to Eqs. (1.37) and (1.56), for a uniform system of N particles this factor is just $(E - G)/N \equiv (TS - PV)/N$. The full differential of the numerator is $TdS + SdT - PdV - VdP$, so that in the absence of the mechanical work $d\mathcal{W} = -PdV$, and changes of temperature and pressure, it is just $TdS \equiv dQ$ – see Eq. (1.19).

substitution of that expression into Eq. (104), and its transformation exactly similar to the one performed above for the electric current \mathbf{j} , yields

$$\mathbf{j}_h = \sigma \Pi \left(-\frac{\nabla \mu'}{q} \right) + \kappa (-\nabla T), \quad (6.105)$$

with the coefficients Π and κ given, in our approximation, by the following formulas:

Peltier
coefficient

$$\sigma \Pi = \frac{gq\tau}{(2\pi\hbar)^3} \frac{4\pi}{3} \int_0^\infty (8m\varepsilon^3)^{1/2} (\varepsilon - \mu) \left[-\frac{\partial \langle N(\varepsilon) \rangle}{\partial \varepsilon} \right] d\varepsilon, \quad (6.106)$$

Thermal
conductivity

$$\kappa = \frac{g\tau}{(2\pi\hbar)^3} \frac{4\pi}{3} \int_0^\infty (8m\varepsilon^3)^{1/2} \frac{(\varepsilon - \mu)^2}{T} \left[-\frac{\partial \langle N(\varepsilon) \rangle}{\partial \varepsilon} \right] d\varepsilon. \quad (6.107)$$

Besides the missing factor T in the denominator, the integral in Eq. (106) is the same as the one in Eq. (98), so that the constant Π (called the *Peltier coefficient*⁶⁵), is simply and fundamentally related to the Seebeck coefficient:

Π vs. \mathcal{S}

$$\Pi = \mathcal{S} T. \quad (6.108)$$

The simplicity of this relation (first discovered experimentally in 1854 by W. Thompson, a.k.a. Lord Kelvin) is not occasional. This is one of the so-called *Onsager reciprocal relations* between kinetic coefficients (suggested by L. Onsager in 1931), which are model-independent, i.e. valid within very general assumptions. Unfortunately, I have no time/space left for a discussion of this interesting topic (closely related to the fluctuation-dissipation theorem discussed in Sec. 5.5), and have to refer the interested reader to its detailed discussions available in the literature.⁶⁶

On the other hand, the integral in Eq. (107) is different, but may be readily calculated, for the most important case of a degenerate Fermi gas, using the Sommerfeld expansion in the form (99), with $f(\varepsilon) \equiv (8m\varepsilon^3)^{1/2}(\varepsilon - \mu)^2/T$, for which $f(\mu) = 0$ and $d^2f/d\varepsilon^2|_{\varepsilon=\mu} = 2(8m\mu^3)^{1/2}/T \approx 2(8m\varepsilon_F^3)^{1/2}/T$, so that

$$\kappa = \frac{g\tau}{(2\pi\hbar)^3} \frac{4\pi}{3} \frac{\pi^2}{6} T^2 \frac{2(8m\varepsilon_F^3)^{1/2}}{T} \equiv \frac{\pi^2}{3} \frac{n\tau T}{m}. \quad (6.109)$$

Comparing the result with Eq. (32), we get the so-called *Wiedemann-Franz law*⁶⁷

Wiedemann-
Franz law

$$\frac{\kappa}{\sigma} = \frac{\pi^2}{3} \frac{T}{q^2}. \quad (6.110)$$

⁶⁵ Named after Jean Charles Athanase Peltier who experimentally discovered, in 1834, the effect expressed by the first term in Eq. (105) – and hence by Eq. (112).

⁶⁶ See, for example, Sec. 15.7 in R. Pathria and P. Beale, *Statistical Mechanics*, 3rd ed., Elsevier, 2011. Note, however, that the range of validity of the Onsager relations is still debated – see, e.g., K.-T. Chen and P. Lee, *Phys. Rev. B* **79**, 18 (2009).

⁶⁷ It was named after Gustav Wiedemann and Rudolph Franz who noticed the constancy of ratio κ/σ for various materials, at the same temperature, as early as 1853. The direct proportionality of the ratio to the absolute temperature was noticed by Ludwig Lorenz in 1872. Due to his contribution, the Wiedemann-Franz law is frequently represented, in the SI temperature units, as $\kappa/\sigma = LT_K$, where the constant $L \equiv (\pi^2/3)k_B/e^2$, called the *Lorenz number*, is close to $2.45 \times 10^{-8} \text{W} \cdot \Omega \cdot \text{K}^{-2}$. Theoretically, Eq. (110) was derived in 1928 by A. Sommerfeld.

This relation between the electric conductivity σ and the *thermal conductivity* κ is more general than our formal derivation might imply. Indeed, it may be shown that the Wiedemann-Franz law is also valid for an arbitrary anisotropy (i.e. an arbitrary Fermi surface shape) and, moreover, well beyond the relaxation-time approximation. (For example, it is also valid for the scattering integral (12) with an arbitrary angular dependence of rate Γ , provided that the scattering is elastic.) Experiments show that the law is well obeyed by most metals, but only at relatively low temperatures, when the thermal conductance due to electrons is well above the one due to lattice vibrations, i.e. phonons – see Sec. 2.6. Moreover, for a non-degenerate gas, Eq. (107) should be treated with the utmost care, in the context of the definition (105) of this coefficient κ . (Let me leave this issue for the reader's analysis.)

Now let us discuss the effects described by Eq. (105), starting from the less obvious, first term on its right-hand side. It describes the so-called *Peltier effect*, which may be measured in the loop geometry similar to that shown in Fig. 12, but now driven by an external voltage source – see Fig. 13.

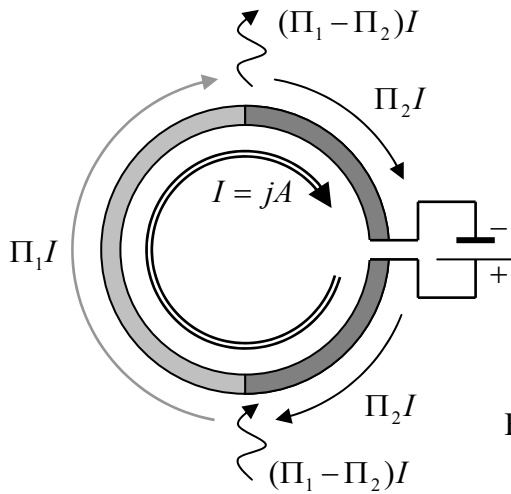


Fig. 6.13. The Peltier effect at $T = \text{const}$.

The voltage drives a certain dc current $I = jA$ (where A is the area of conductor's cross-section), necessarily the same in the whole loop. However, according to Eq. (105), if materials 1 and 2 are different, the power $\mathcal{P} = j_{\text{h}}A$ of the associated heat flow is different in two parts of the loop.⁶⁸ Indeed, if the whole system is kept at the same temperature ($\nabla T = 0$), the integration of that relation over the cross-sections of each part yields

$$\mathcal{P}_{1,2} = \Pi_{1,2} A_{1,2} \sigma_{1,2} \left(-\frac{\nabla \mu'}{q} \right)_{1,2} = \Pi_{1,2} A_{1,2} j_{1,2} = \Pi_{1,2} I_{1,2} = \Pi_{1,2} I, \quad (6.111)$$

where, at the second step, Eq. (41) for the electric current density has been used. This equality means that to sustain a constant temperature, the following power difference,

$$\Delta \mathcal{P} = (\Pi_1 - \Pi_2) I, \quad (6.112) \quad \text{Peltier effect}$$

has to be extracted from one junction of the two materials (in Fig. 13, shown on the top), and inserted into the counterpart junction.

⁶⁸ Let me emphasize that here we are discussing the heat *transferred* through a conductor, not the Joule heat *generated* in it by the current. (The latter effect is quadratic, rather than linear, in current, and hence is much smaller at $I \rightarrow 0$.)

If a constant temperature is not maintained, the former junction is heated (in excess of the bulk, Joule heating), while the latter one is cooled, thus implementing a thermoelectric heat pump/refrigerator. Such *Peltier refrigerators*, which require neither moving parts nor fluids, are very convenient for modest (by a few tens °C) cooling of relatively small components of various systems – from sensitive radiation detectors on mobile platforms (including spacecraft), all the way to cold drinks in vending machines. It is straightforward to use the above formulas to show that the practical efficiency of active materials used in such thermoelectric refrigerators may be characterized by the following dimensionless figure-of-merit,

$$ZT \equiv \frac{\sigma S^2}{\kappa} T. \quad (6.113)$$

For the best thermoelectric materials found so far, the values of ZT at room temperature are in the range from 2 to 3, providing the $\text{COP}_{\text{cooling}}$, defined by Eq. (1.69), of the order of 0.5 – a few times lower than that of traditional, mechanical refrigerators. The search for composite materials (including those with nanoparticles) with higher values of ZT is one of very active fields of applied solid-state physics.⁶⁹

Finally, let us discuss the second term of Eq. (105), in the absence of $\nabla\mu'$ (and hence of the electric current) giving

$$\mathbf{j}_h = -\kappa\nabla T, \quad (6.114)$$

Fourier
law

This equality should be familiar to the reader because it describes the very common effect of *thermal conductivity*. Indeed, this linear relation is much more general than the particular expression (107) for κ : for sufficiently small temperature gradients it is valid for virtually any medium – for example, for insulators. (The left column in Table 6.1 gives typical values of κ for most common and/or representative materials.) Due to its universality and importance, Eq. (114) has deserved its own name – the *Fourier law*.⁷⁰

Acting absolutely similarly to the derivation of other continuity equations, such as Eqs. (5.117) for the classical probability, and Eq. (49) for the electric charge,⁷¹ let us consider the conservation of the aggregate variable corresponding to \mathbf{j}_h – the internal energy E within a time-independent volume V . According to the basic Eq. (1.18), in the absence of media's expansion ($dV = 0$ and hence $d\mathcal{W} = 0$), the energy change⁷² has only the thermal component, so its only cause may be the heat flow through its boundary surface S :

$$\frac{dE}{dt} = -\oint_S \mathbf{j}_h \cdot d^2\mathbf{r}. \quad (6.115)$$

In the simplest case of thermally-independent heat capacity C_V , we may integrate Eq. (1.22) over temperature to write⁷³

⁶⁹ See, e.g., D. Rowe (ed.), *Thermoelectrics Handbook: Macro to Nano*, CRC Press, 2005.

⁷⁰ It was suggested (in 1822) by the same universal scientific genius J.-B. J. Fourier who has not only developed such a key mathematical tool as the Fourier series but also discovered what is now called the greenhouse effect!

⁷¹ They are all similar to continuity equations for other quantities – e.g., the mass (see CM Sec. 8.3) and the quantum-mechanical probability (see QM Secs. 1.4 and 9.6).

⁷² According to Eq. (1.25), in the case of negligible thermal expansion, it does not matter whether we speak about the internal energy E or the enthalpy H .

⁷³ If the dependence of c_V on temperature may be ignored only within a limited temperature interval, Eqs. (116) and (118) may be still used within that interval, for temperature deviations from some reference value.

$$E = C_V T = \int_V c_V T d^3 r, \quad (6.116)$$

where c_V is the volumic specific heat, i.e. the heat capacity per unit volume (see the right column in Table 6.1).

Table 6.1. Approximate values of two major thermal coefficients of some materials at 20°C.

Material	κ (W·m ⁻¹ ·K ⁻¹)	c_V (J·K ⁻¹ ·m ⁻³)
Air ^{(a),(b)}	0.026	1.2×10^3
Teflon ([C ₂ F ₄] _n)	0.25	0.6×10^6
Water ^(b)	0.60	4.2×10^6
Amorphous silicon dioxide	1.1-1.4	1.5×10^6
Undoped silicon	150	1.6×10^6
Aluminum ^(c)	235	2.4×10^6
Copper ^(c)	400	3.4×10^6
Diamond	2,200	1.8×10^6

^(a) At ambient pressure.

^(b) In fluids (gases and liquids), heat flow may be much enhanced by temperature-gradient-induced turbulent circulation – *convection*, which is highly dependent on the system’s geometry. The given values correspond to conditions preventing the convection.

^(c) In the context of the Wiedemann-Franz law (valid for metals only!), the values of κ for Al and Cu correspond to the Lorenz numbers, respectively, 2.22×10^{-8} W·Ω·K⁻² and 2.39×10^{-8} W·Ω·K⁻², in a pretty impressive comparison with the universal theoretical value of 2.45×10^{-8} W·Ω·K⁻² given by Eq. (110).

Now applying to the right-hand side of Eq. (115) the divergence theorem,⁷⁴ and taking into account that for a time-independent volume the full and partial derivatives over time are equivalent, we get

$$\int_V \left(c_V \frac{\partial T}{\partial t} + \nabla \cdot \mathbf{j}_h \right) d^3 r = 0, \quad (6.117)$$

This equality should hold for any time-independent volume V , which is possible only if the function under the integral equals zero at any point. Using Eq. (114), we get the following partial differential equation, called the *heat conduction equation* (or, rather inappropriately, the “heat equation”):

$$c_V(\mathbf{r}) \frac{\partial T}{\partial t} - \nabla \cdot [\kappa(\mathbf{r}) \nabla T] = 0, \quad (6.118)$$

Heat
conduction
equation

where the spatial arguments of the coefficients c_V and κ are spelled out to emphasize that this equation is valid even for nonuniform media. (Note, however, that Eq. (114) and hence Eq. (118) are valid only if the medium is *isotropic*.)

In a uniform medium, the thermal conductivity κ may be taken out from the external spatial differentiation, and the heat conduction equation becomes mathematically similar to the diffusion equation (5.116), and also to the drift-diffusion equation (50) in the absence of drift ($\nabla U = 0$):

⁷⁴ I hope the reader knows it by heart by now, but if not – see, e.g., MA Eq. (12.2).

$$\frac{\partial T}{\partial t} = D_T \nabla^2 T, \quad \text{with } D_T \equiv \frac{\kappa}{c_V}. \quad (6.119)$$

This means, in particular, that the solutions of these equations, discussed earlier in this course (such as Eqs. (5.112)-(5.113) for the evolution of the delta-functional initial perturbation) are valid for Eq. (119) as well, with the only replacement $D \rightarrow D_T$. This is why I will leave a few other examples of the solution of this equation for the reader's exercise.

Let me finish this chapter (and this course as a whole) by emphasizing again that due to time/space restrictions I was able to barely scratch the surface of physical kinetics.⁷⁵

6.6. Exercise problems

6.1. Use the Boltzmann equation in the relaxation-time approximation to derive the Drude formula for the complex ac conductivity $\sigma(\omega)$, and give a physical interpretation of the result's trend at high frequencies.

6.2. Apply the variable separation method⁷⁶ to Eq. (50) to calculate the time evolution of the particle density distribution in an unlimited uniform medium, in the absence of external forces, provided that at $t = 0$ the particles are released from their uniform distribution in a plane layer of thickness $2a$:

$$n = \begin{cases} n_0, & \text{for } -a \leq x \leq +a, \\ 0, & \text{otherwise.} \end{cases}$$

6.3. Solve the previous problem using an appropriate Green's function for the 1D version of the diffusion equation, and discuss the relative convenience of the results.

6.4.* Calculate the electric conductance of a narrow, uniform conducting link between two bulk conductors, in the low-voltage and low-temperature limit, neglecting the electron interaction and scattering inside the link.

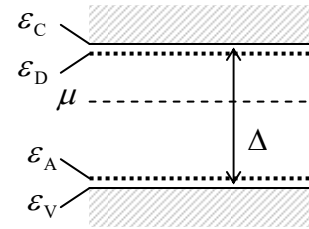
6.5. Calculate the effective capacitance (per unit area) of a broad plane sheet of a degenerate 2D electron gas, separated by distance d from a metallic ground plane.

6.6. Give a quantitative description of the dopant atom ionization, which would be consistent with the conduction and valence band occupation statistics, using the same simple model of an n -doped semiconductor as in Sec. 4 (see Fig. 7a), and taking into account that the ground state of the dopant atom is typically doubly degenerate, due to two possible spin orientations of the bound electron. Use the results to verify Eq. (65), within the displayed limits of its validity.

⁷⁵ A much more detailed coverage of this important part of physics may be found, for example, in the textbook by L. Pitaevskii and E. Lifshitz, *Physical Kinetics*, Butterworth-Heinemann, 1981. A deeper discussion of the Boltzmann equation is given, e.g., in the monograph by S. Harris, *An Introduction to the Theory of the Boltzmann Equation*, Dover 2011. For a discussion of applied aspects of kinetics see, e.g., T. Bergman *et al.*, *Fundamentals of Heat and Mass Transfer*, 7th ed., Wiley, 2011.

⁷⁶ A detailed introduction to this method (repeatedly used in this series) may be found, for example, in EM Sec. 2.5.

6.7. Generalize the solution of the previous problem to the case when the n -doping of a semiconductor by n_D donor atoms per unit volume is complemented with its simultaneous p -doping by n_A acceptor atoms per unit volume, whose energy $\varepsilon_A - \varepsilon_V$ of activation, i.e. of accepting an additional electron and hence becoming a negative ion, is much lower than the bandgap Δ – see the figure on the right.



6.8. A nearly-ideal classical gas of N particles with mass m , was in thermal equilibrium at temperature T , in a closed container of volume V . At some moment, an orifice of a very small area A is open in one of the container's walls, allowing the particles to escape into the surrounding vacuum.⁷⁷ In the limit of very low density $n \equiv N/V$, use simple kinetic arguments to calculate the r.m.s. velocity of the escaped particles during the time period when the total number of such particles is still much smaller than N . Formulate the limits of validity of your results in terms of V , A , and the mean free path l .

Hint: Here and below, the term “nearly-ideal” means that l is so large that particle collisions do not affect the basic statistical properties of the gas.

6.9. For the system analyzed in the previous problem, calculate the rate of particle flow through the orifice – the so-called *effusion rate*. Discuss the limits of validity of your result.

6.10. Use simple kinetic arguments to estimate:

- (i) the diffusion coefficient D ,
- (ii) the thermal conductivity κ , and
- (iii) the *shear viscosity* η ,

of a nearly-ideal classical gas with mean free path l . Compare the result for D with that calculated in Sec. 3 from the Boltzmann-RTA equation.

Hint: In fluid dynamics, the shear viscosity (frequently called simply “viscosity”) may be defined as the coefficient η in the following relation:⁷⁸

$$\frac{d\mathcal{F}_{j'}}{dA_j} = \eta \frac{\partial v_{j'}}{\partial r_j},$$

where $d\mathcal{F}_{j'}$ is the j' th Cartesian component of the tangential force between two parts of a fluid, separated by an imaginary interface normal to some direction \mathbf{n}_j (with $j \neq j'$, and hence $\mathbf{n}_j \perp \mathbf{n}_{j'}$), exerted over an elementary area dA_j of this surface, and $\mathbf{v}(\mathbf{r})$ is the velocity of the fluid at the interface.

6.11. Use simple kinetic arguments to relate the mean free path l in a nearly-ideal classical gas, with the full cross-section σ of mutual scattering of its particles.⁷⁹ Use the result to evaluate the thermal

⁷⁷ In chemistry-related fields, this process is frequently called *effusion*.

⁷⁸ See, e.g., CM Eq. (8.56). Please note the difference between the shear viscosity coefficient η considered in this problem and the drag coefficient η whose calculation was the task of Problem 3.2. Despite the similar (traditional) notation, and belonging to the same realm (kinematic friction), these coefficients have different definitions and even different dimensionalities.

conductivity and the viscosity coefficient estimates made in the previous problem, for the molecular nitrogen, with the molecular mass $m \approx 4.7 \times 10^{-26}$ kg and the effective (“van der Waals”) diameter $d_{\text{ef}} \approx 4.5 \times 10^{-10}$ m, at ambient conditions, and compare them with experimental results.

6.12. Use the Boltzmann-RTA equation to calculate the thermal conductivity of a nearly-ideal classical gas, measured in conditions when the applied thermal gradient does not create a net particle flow. Compare the result with that following from the simple kinetic arguments (Problem 6.10), and discuss their relationship.

6.13. Use the heat conduction equation (6.119) to calculate the time evolution of temperature in the center of a uniform solid sphere of radius R , initially heated to a uniformly distributed temperature T_{ini} , and at $t = 0$ placed into a heat bath that keeps its surface at temperature T_0 .

6.14. Suggest a reasonable definition of the entropy production rate (per unit volume), and calculate this rate for stationary thermal conduction, assuming that it obeys the Fourier law, in a material with negligible thermal expansion. Give a physical interpretation of the result. Does the stationary temperature distribution in a sample correspond to the minimum of the total entropy production in it?

6.15.⁸⁰ Use the Boltzmann-RTA equation to calculate the shear viscosity of a nearly-ideal gas. Spell out the result in the classical limit, and compare it with the estimate made in the solution of Problem 10.

⁷⁹ I am sorry for using the same letter for the cross-section as for the electric Ohmic conductivity. (Both notations are very traditional.) Let me hope this would not lead to confusion, because the conductivity is not discussed in this problem.

⁸⁰ This problem does not follow Problem 12 only for historic reasons.

**This page is
intentionally left
blank**