

12-2002

Lunar Lava Tube Radiation Safety Analysis

Giovanni De Angelis
Old Dominion University

J. W. Wilson


M. S. Cloudsley

J. E. Nealy
Old Dominion University

D. H. Humes

See next page for additional authors

Follow this and additional works at: https://digitalcommons.odu.edu/mathstat_fac_pubs

 Part of the [Biomedical Engineering and Bioengineering Commons](#), [Risk Analysis Commons](#), and the [Space Habitation and Life Support Commons](#)

Repository Citation

Angelis, Giovanni De; Wilson, J. W.; Cloudsley, M. S.; Nealy, J. E.; Humes, D. H.; and Clem, J. M., "Lunar Lava Tube Radiation Safety Analysis" (2002). *Mathematics & Statistics Faculty Publications*. 103.
https://digitalcommons.odu.edu/mathstat_fac_pubs/103

Original Publication Citation

De Angelis, G., Wilson, J. W., Cloudsley, M. S., Nealy, J. E., Humes, D. H., & Clem, J. M. (2002). Lunar lava tube radiation safety analysis. *Journal of Radiation Research*, 43(1), S41-S45. doi:10.1269/jrr.43.S41

Authors

Giovanni De Angelis, J. W. Wilson, M. S. Cloudsley, J. E. Nealy, D. H. Humes, and J. M. Clem

Lunar Lava Tube Radiation Safety Analysis

GIOVANNI DE ANGELIS^{1,2,3*}, J. W. WILSON¹, M. S. CLOUDSLEY⁴, J. E. NEALY²,
D. H. HUMES¹ and J. M. CLEM⁵

Space radiation / Moon / Radiation safety / Modeling

For many years it has been suggested that lava tubes on the Moon could provide an ideal location for a manned lunar base, by providing shelter from various natural hazards, such as cosmic radiation, meteorites, micrometeoroids, and impact crater ejecta, and also providing a natural environmental control, with a nearly constant temperature, unlike that of the lunar surface showing extreme variation in its diurnal cycle. An analysis of radiation safety issues on lunar lava tubes has been performed by considering radiation from galactic cosmic rays (GCR) and Solar Particle Events (SPE) interacting with the lunar surface, modeled as a regolith layer and rock. The chemical composition has been chosen as typical of the lunar regions where the largest number of lava tube candidates are found. Particles have been transported all through the regolith and the rock, and received particles flux and doses have been calculated. The radiation safety of lunar lava tubes environments has been demonstrated.

INTRODUCTION

An analysis of the radiation safety issues of lunar lava tubes as potential habitats has been performed. Lava tubes are basically formed when an active low viscosity lava flow develops a continuous and hard crust due to radiative cooling of its outermost part, which thickens and forms a solid roof above the still flowing lava stream. At the end of the extrusion period, if the lava flow conditions were ideal in terms of viscosity, temperature, supply rate and velocity, an empty flow channel now free from molten magma is left¹, in the form of an approximately cylindrical-shape tunnel below the surface. Lava tubes are commonly observed on the Earth², on basaltic volcanic terrains like those of Hawaii, Oregon and Washington states, with typical sizes of the order of 1–2 km of length, and few meters for cross-sectional parameters (i.e. height and width).

Under lunar conditions (lower gravity field, absence of atmosphere), lava channels and tubes are at least an order of magnitude larger in each size dimension³, i.e. hundreds of meters wide by hundred of meters or more deep and tenths of kilometers long. Since long time it has been suggested^{1–3} that these natural cavities on the Moon could provide an ideal location for a manned lunar base (see Fig. 1), by providing shelter from various natural hazards, such as cosmic rays radiation, meteorites, micrometeorites impacts, and impact crater ejecta for example, and also providing a natural environmental control, with a nearly constant temperature of -20°C unlike that of the lunar surface showing extreme variation in its diurnal cycle. The analysis performed in this work is limited to the radiation-related properties, so the purpose of this work is an assessment of the lunar lava tube radiation environment and an evaluation of the actual radiation safety features.

*Corresponding author: Phone: +1-757-864-1423

Fax: +1-757-864-8094

E-Mail: g.deangelis@larc.nasa.gov

¹ NASA Langley Research Center, Hampton VA, 23681-2199, USA

² Old Dominion University, Norfolk VA, 23529, USA

³ Istituto Superiore di Sanita', Rome, 00161, Italy

⁴ National Research Council, Washington DC, 20100, USA

⁵ Bartol Research Institute, University of Delaware, Newark DE, 19716, USA

THE LAVA TUBES

The formation of lava tubes is generally associated with the formation of “sinuous rilles”⁴, valleys frequently observed on the lunar basalt surface, especially in the maria floors, which formed from high extrusion and very low viscosity magma which filled the existing basins. In contrast to the so numerous flow channels in the form of sinuous rilles, real lava tubes cannot be easily observed on the Moon, for

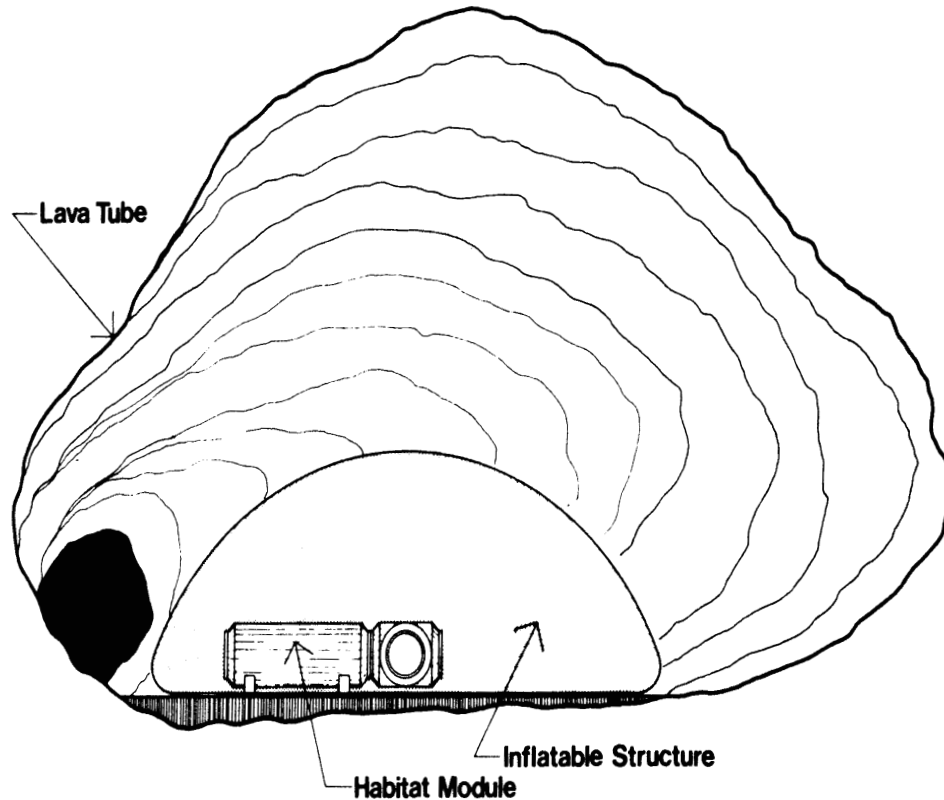


Fig. 1. Unpressurized lava tube cross-section with inflatable structure and habitat module²²⁾

the reason of being subsurface objects, therefore unobservable in surface imagery, and only those with at least a partially collapsed roof are observable. Moreover, lunar surface imagery is at best at medium resolution⁵⁾, so rilles or tubes smaller than few meters wide are not observable with present lunar imagery. A catalog of lava tube candidates has been created by analyzing Lunar Orbiter and Apollo imagery along lunar rilles on the lunar nearside⁶⁾, and more than 90 candidates were identified in some of the lunar maria, namely Oceanus Procellarum, Mare Imbrium, Mare Serenitatis and Mare Tranquillitatis, as discontinuous rilles alternating between open lava channel segments and roofed-over segments (see Fig. 2). An estimation of the cross-sectional size of the observed lava tubes was performed by projecting the walls of the adjacent rille segments all along the roofed-over segments, whereas the length were measured directly from the imagery and the roof thickness was estimated through the craters superimposed to the uncollapsed roof. This catalog provided a large lunar lava tube data set, from which parameters typical for minimum, average and maximum values for lunar lava tube size have been extracted. The “minimum” values are such with respect to the currently available imagery, with tubes with a roof thickness of e.g. 3 m being currently unobservable.

RADIATION ANALYSIS SCENARIO

The analysis has been performed by considering ionizing radiation particles interacting with the lunar surface. The surface has been modeled as a 5 m regolith layer, followed by rock. The regolith density profile has been obtained by combining data from groundbased radiophysical measurements and from in-situ analysis data from the Luna, Surveyor and Apollo missions⁷⁾, whereas for the rock layer a constant value of 3.3 g/cm³ has been used as typical of mare basalt rock⁸⁾. The same composition has been adopted for both surface and rock layers, and has been chosen as an average of the Apollo 12 surface samples^{8–10)}, taken at the Oceanus Procellarum landing site, the region with the largest number of lava tube candidates in the catalog. Two different scenarios have been considered, namely a Lunar Night ($T_{\text{surface}} = 100 \text{ K}$) and a Lunar Day ($T_{\text{surface}} = 400 \text{ K}$) scenario, with temperature profiles for regolith and rock extrapolated from data from the Apollo 15 and Apollo 17 landing sites measurements^{11–13)}. The range of describing parameters provided by the existing database of lunar lava tubes has been incorporated into the transport calculation. The primary effect of the temperature variation is seen in




Fig. 2. Enlargement of an uncollapsed lava tube near the crater Gruithuisen (from Lunar Orbiter frame No. LO-V-182-M)

the neutron spectrum near thermal energies and is of no consequences to human protection.

As for the initial conditions, a primary spectrum of GCR (p, α , HZE) for Solar Minimum conditions¹⁴⁾ modulated at 510 MV Heliocentric Potential has been adopted as background radiation, and a spectrum with particle fluxes equivalent to four times the intensity of the 29 September 1989 event¹⁵⁾ has been adopted for Solar Particle Events (p). All primary particles heavier than protons have been approximated as individual nucleons, e.g. He⁴ nuclei have been transported as 4 individual protons. Radiation profiles given by natural and induced radioactivity (α , β , γ) have been taken into account. All known particles have been transported with the three-dimensional Monte Carlo transport code FLUKA¹⁶⁾. The evaluation of the radiation safety-related quantities, used both in environmental assessments and in health-based procedures^{17–18)}, namely the Effective Dose (E) and the Ambient Dose Equivalent (H*10), has been performed with the conversion coefficients by Pelliccioni¹⁹⁾ from particle fluence. The physical quantity Absorbed Dose (D) has been also obtained, by inversely using the ICRP60 radiation-weighting factors²⁰⁾ w_r . Although there are no NASA standards for human exposure in deep space due to the large biological uncertainties, the recommended limits for LEO operations²¹⁾ are used as a guide to deep space

shield design.

RESULTS

The results for the Effective Dose from GCR are shown in Fig. 3. The use of the Ambient Dose (H*10) underestimates the Effective Dose (E) by 10% (H*10=0.272 Sv/yr vs. E=0.297 Sv/yr at the point of the maximum dose rate). No significant differences in the results have been observed between the Lunar Night and the Lunar Day scenarios. After 6 m of depth, no effects of radiation due to or induced by GCRs are observable in the simulation, and after far less than 1 m no effects of radiation due to or induced by SPE particles are observable. Natural and induced radioactivity seems not to play a significant role in the lava tube exposures. The probability of a meson nuclear interaction is greater than the probability of decay in dense materials like lunar material, which is why the μ^\pm component is not present at large depths of the moon. As a by-product of the transport results, the particle fluence from arriving GCR particles and from upward backscattering just at Moon surface and the relative dose equivalents have been obtained. Also in the very shallow and presently unobservable lunar lava tubes, with roof thickness of the order of 1–2 m, the doses are well below the monthly, annual and career

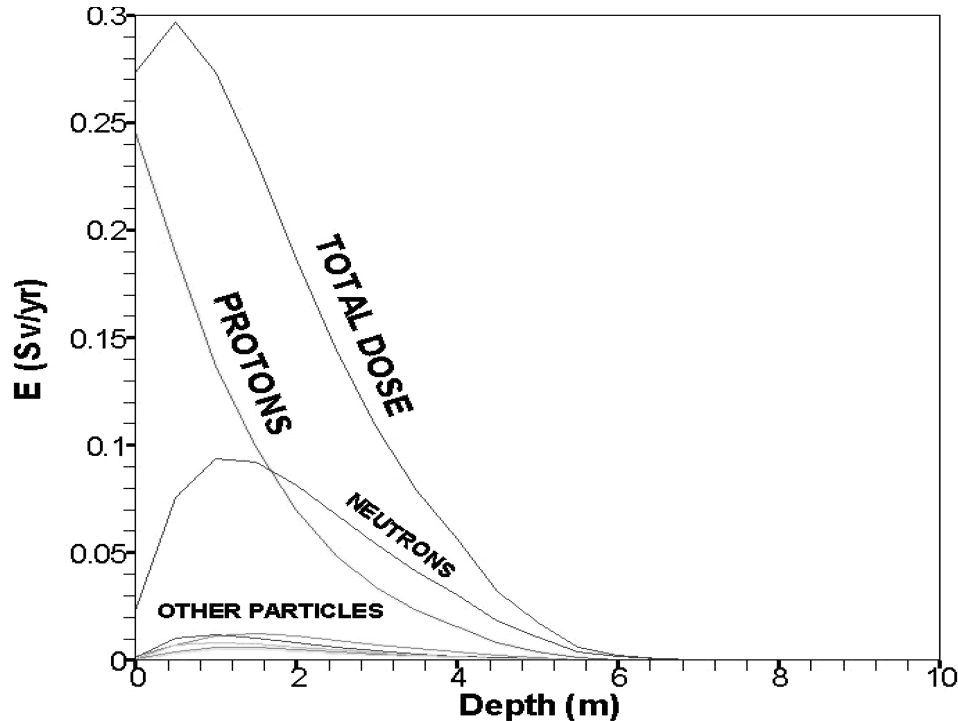


Fig. 3. Results for Effective Dose (E) inside a lava tube (OTHER PARTICLES - i.e. all kinds of particles other than Protons and Neutrons transported by the FLUKA code, namely electrons, positrons, photons, pions, muons, kaons, deuterons, etc.)

limits²¹⁾ given by NCRP 132. The radiation safety of lunar lava tubes environments has been demonstrated.

REFERENCES

- Horz, F. (1985) Lava tubes: potential shelters for habitats. In: *Lunar Bases and Space Activities of the 21st Century*, Ed. W.W.Mendell, pp. 405, Lunar and Planetary Institute, Houston TX.
- Cruikshank, D. P., and Woods, C. A. (1972) Lunar rilles and Hawaiian volcanic features: possible analogues. *Moon*, **3**: 412.
- Wilson, I., and Head, J. W. (1981) Ascent and eruption of basaltic magma on the Earth and Moon. *J. Geophys. Res.* **86**: 2971.
- Oberbeck, V. R., Quaide, W. L. and Greeley, R. G. (1969) On the origin of Lunar sinuous rilles. *Modern Geology* **1**: 75.
- Greeley, R. and Batson R. (2001) *The Compact NASA Atlas of the Solar System*, Cambridge University Press, Cambridge, United Kingdom.
- Coombs, C. R. and Hawke B. R. (1992) A search for intact lava tubes on the Moon: possible lunar base habitats. In: *The Second Conference on Lunar Bases and Space Activities of the 21st Century*, Ed. W. W. Mendell, Vol. **1**, p. 219, NASA CP-3166.
- Cherkasov, I. I. and Shvarev V. V. (1975) *Lunar Soil Science* (in Russian), Nauka Publishers, Moscow, USSR.
- Lodders, K. and Fegley, B. Jr. (1998) *The Planetary Scientist's Companion*, Oxford University Press, New York NY.
- Anonymous. (1970) Apollo 12 Preliminary Science Report. NASA SP-235.
- Warner, J. (1970) Apollo 12 Lunar Sample Information. NASA TRR-353.
- Anonymous. (1972) Apollo 15 Preliminary Science Report. NASA MSC SP-289.
- Anonymous. (1972) Apollo 17 Preliminary Science Report. NASA JSC SP-330.
- Zharkov, V. N. (1983) *Internal Structure of Earth and Planets* (in Russian), Nauka Publishers, Moscow, USSR.
- Badhwar, G. D. and O'Neill P. M. (1992) Improved model of Galactic Cosmic Radiation for space exploration missions. *Nucl. Track Radiat.* **20**: 403.
- Tripathi, R. K., Wilson, J. W., Cucinotta, F. A., Nealy, J. E., Cloudsley, M. S. and Kim, M.-H. K. (2001) Deep space mission radiation shielding optimization. SAE 2001-01-2326.
- Fasso', A., Ferrari, A., Ranft, A., Sala, P. R., Stevenson, G. R. and Zazula J. M. (1993) A comparison of FLUKA simulations with measurements of fluence and dose in calorimeter structures. *Nucl. Instr. Meth. Phys. Res. A*, **332**: 459.
- Yasuda, H. and Fujitaka, K. (2001) Cosmic radiation protection dosimetry using an electronic personal dosimeter (Siemens EPD) on selected internal flights. *J. Radiat. Res.* **42**: 57.
- Kramer, M. (2001) Treatment planning for heavy-ion radiotherapy: Biological optimization of multiple beam ports. *J. Radiat. Res.* **42**: 39.

19. Pelliccioni, M. (2000) Protection quantities and conversion coefficients for use in radiation shielding. *J. Nucl. Scie. Technol.* **Suppl. 1**: 854.
20. ICRP (1991) Recommendations of the International Commission on Radiological Protection. ICRP Publication N. 60, *Annals of the ICRP* **21 (1-3)**, Pergamon Press, Elmsford NY.
21. NCRP (2001) Radiation Protection Guidance for Activities in Low-Earth Orbit. National Council on Radiation Protection and Measurements, NCRP Publication N. 132, Bethesda MD.
22. Daga, A. W., Daga, M. A. and Wendel, W. R. (1992) Evolving concept in lunar architecture: the potential of sub-selene development. In: *The Second Conference on Lunar Bases and Space Activities of the 21st Century*, Ed. W. W. Mendell, Vol. **1**, p. 281, NASA CP-3166.

Received on May 29, 2002

Revision on December 11, 2002

Accepted on December 18, 2002