

12-1997

Corrigendum to “Post-Surgical Passive Response of Local Environment to Primary Tumor Removal”:
Mathl. Comput. Modelling, vol. 25, no. 6, pp. 7–17,
1997

J. A. Adam

Old Dominion University, jadam@odu.edu

C. Bellomo

Old Dominion University

Follow this and additional works at: https://digitalcommons.odu.edu/mathstat_fac_pubs



Part of the [Applied Mathematics Commons](#), and the [Computer Sciences Commons](#)

Repository Citation

Adam, J. A. and Bellomo, C., "Corrigendum to “Post-Surgical Passive Response of Local Environment to Primary Tumor Removal”:
Mathl. Comput. Modelling, vol. 25, no. 6, pp. 7–17, 1997" (1997). *Mathematics & Statistics Faculty Publications*. 97.
https://digitalcommons.odu.edu/mathstat_fac_pubs/97

Original Publication Citation

Adam, J. A., & Bellomo, C. (1997). Post-surgical passive response of local environment to primary tumor removal (vol 25, pg 7, 1997).
Mathematical and Computer Modelling, 26(12), 125-126. doi:10.1016/s0895-7177(97)00245-8



Corrigendum to “Post-Surgical Passive Response of Local Environment to Primary Tumor Removal”

Mathl. Comput. Modelling, Vol. 25, No. 6, pp. 7–17, 1997

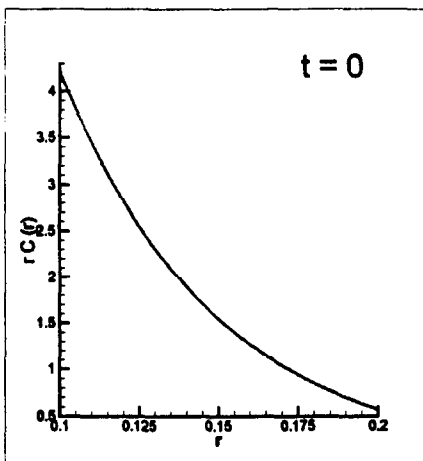
J. A. ADAM AND C. BELLOMO

Department of Mathematics and Statistics

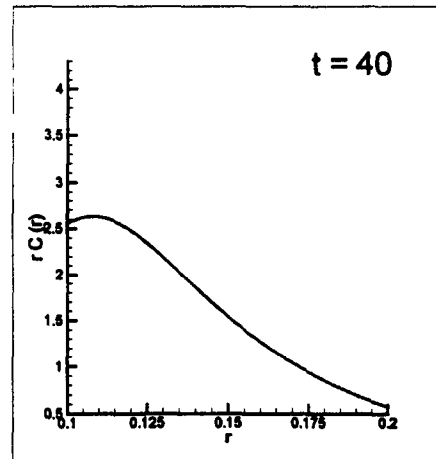
Old Dominion University, Norfolk, VA 23529-0077, U.S.A.

(Received and accepted September 1997)

The computer program that was used to generate the graphs for the concentration of inhibitor contained an error. This influenced the scaling in the original Figures 2 and 3. As an example, a sample of the corrected graphs are given below. Copies of other corrected figures can be obtained from the authors. It is important to note that the “pulse” appears for the function $rC(r, t)$. As can be seen, it travels slowly outward with decreasing amplitude. The mathematical analysis in the paper remains unchanged.

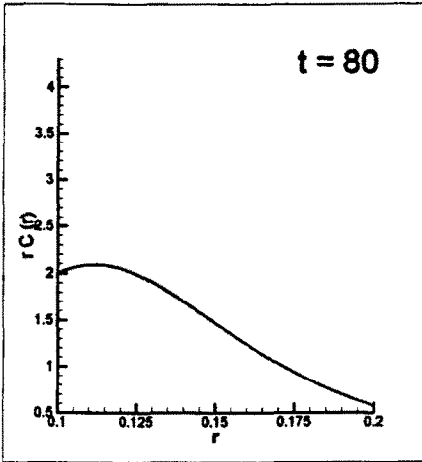


(a)

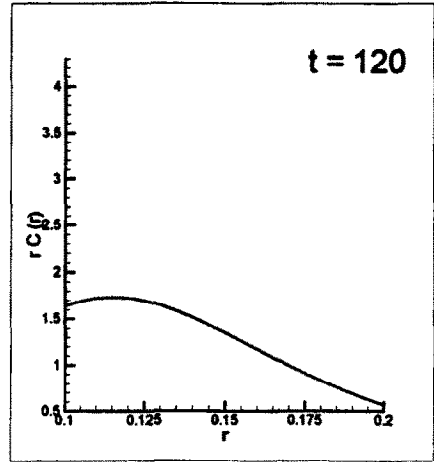


(b)

Sample graphs.



(c)



(d)

Sample graphs. (cont.)