

## University of Wisconsin Milwaukee UWM Digital Commons

---

Theses and Dissertations

---


May 2017

# Ethnic Party Bans and Civil Unrest: a Measurement Modeling Approach to Predicting Effects of Constitutional Engineering

Kelly Gleason

*University of Wisconsin-Milwaukee*

Follow this and additional works at: <https://dc.uwm.edu/etd>

 Part of the [Social and Behavioral Sciences Commons](#), and the [Statistics and Probability Commons](#)

---

### Recommended Citation

Gleason, Kelly, "Ethnic Party Bans and Civil Unrest: a Measurement Modeling Approach to Predicting Effects of Constitutional Engineering" (2017). *Theses and Dissertations*. 1477.  
<https://dc.uwm.edu/etd/1477>

This Dissertation is brought to you for free and open access by UWM Digital Commons. It has been accepted for inclusion in Theses and Dissertations by an authorized administrator of UWM Digital Commons. For more information, please contact [open-access@uwm.edu](mailto:open-access@uwm.edu).

ETHNIC PARTY BANS AND CIVIL UNREST: A MEASUREMENT  
MODELING APPROACH TO PREDICTING EFFECTS OF  
CONSTITUTIONAL ENGINEERING

by

Kelly A. Gleason

A Dissertation Submitted in  
Partial Fulfillment of the  
Requirements for the Degree of

Doctor of Philosophy  
in Political Science

at

University of Wisconsin-Milwaukee

May 2017

# ABSTRACT

## ETHNIC PARTY BANS AND CIVIL UNREST: A MEASUREMENT MODELING APPROACH TO PREDICTING EFFECTS OF CONSTITUTIONAL ENGINEERING

by

Kelly A. Gleason

The University of Wisconsin-Milwaukee, 2017  
Under the Supervision of Professor Dave Armstrong

Political representation through exclusively ethnic parties has long been thought to create, or enforce, social cleavages leading to conflict. To gain support and mobilize ethnic constituents, ethnic party leadership has incentive to exaggerate differences between, or even antagonize, members of other ethnic groups through the process of ethnic outbidding. Classic political theory cautions that the exclusive nature of ethnic parties can also produce a dangerous zero sum game between ethnic groups that cannot be solved by compromise via democratic institutions. Several institutional solutions have been proposed to counter the problem of instability ethnic divisions create for new democracies, encountering varying levels of success. Constitutional ethnic party bans are designed with the intention of coercing ethnic groups to form inclusive, multiethnic political parties. Party membership, then, takes on a national, rather than communal, character, which is thought to prevent extremism and encourage moderate political parties. Opponents of this method of party regulation argue that prohibiting ethnic groups from forming parties obstructs advancement of interests exclusive to the ethnic group and that this practice is especially repressive for ethnic minorities. The theory I present in this dissertation makes the case that ethnic party bans, in the form of constitutional party regulations with spatial distribution requirements, instead prevent majority ethnic groups from resorting to extremism by restricting parties to compete in elections only when the party has diverse membership. To garner support across ethnic cleavages, through a kind of party-level federalism, party leaders are compelled to moderate political platforms in order to form winning coalitions. I argue that this institutional arrangement is not only effective at reducing conflict, but that the design is more stabilizing than power-sharing or proportional representation. To date, there is no consensus on whether the risk of unrest is heightened by ethnic party competition or subsequently dampened by the banning of ethnic party participation in politics. Recent empirical inquiries into the relationship between ethnic parties, or banned ethnic party activity, and conflict have returned contradictory results. Some of the discrepancy in findings can be attributed to differing approaches to research design. In particular, in Ishiyama's 2011 study his mixed findings indicate that in certain statistical models ethnic parties are more prone to conflict whereas utilizing alternative modeling strategies, there is no apparent relationship. I argue that the problem requires a deeper inquiry into measurement attributes of the data which can offer insight into the selection of appropriate modeling techniques. My research deals with this measurement problem by utilizing alternating least squares optimal scaling (ALSOS)

regression to effectively transform the ordinal dependent variable to its least biased linear form. As an added attempt to reduce endogeneity, I employ causal inference techniques to stratify a sample of most similar cases between ethnic groups with parties, without parties, and those who have been banned from party operation. This scaling solution will both improve this particular model of ethnic conflict and demonstrate the value of ALSOS regression in myriad social science applications. The analysis follows with discussion of several cases of constitutional ethnic party bans, examining the specific features of the institution that prove most useful. I find that constitutional ethnic party bans are an effective tool in the prevention of ethnic outbidding. Ethnic groups banned from forming exclusively ethnic parties engage in lower levels of unrest as compared to groups with ethnic parties. I also show that bans with spatial distribution requirements work well to facilitate minority ethnic group representation within multiethnic parties and that bans are less effective in countries with already well-established ethnic parties.

Dedicated to my brilliant daughter,  
Aurora,  
the unshakable force behind my perseverance.

To my glaring of cats,  
the most majestic of all cats.

And to the memory of my great mentor, Will Moore.

# TABLE OF CONTENTS

<b>List of Figures</b>	<b>vi</b>
<b>List of Tables</b>	<b>vii</b>
<b>Acknowledgments</b>	<b>viii</b>
<b>1 Introduction</b>	<b>1</b>
1.1 Theoretical Framework . . . . .	3
1.2 Research Design . . . . .	7
1.3 Definitions, Delimitation, and Scope . . . . .	8
<b>2 Literature Review</b>	<b>11</b>
2.1 Ethnic Parties and Conflict . . . . .	11
2.2 Institutional Facilitation of Ethnic Parties . . . . .	14
2.2.1 Articulation . . . . .	15
2.2.2 Aggregation . . . . .	18
2.2.3 Blocking . . . . .	20
2.3 Ethnic Party Bans . . . . .	21
<b>3 Theory</b>	<b>26</b>
3.1 Social Choice Theory . . . . .	27
3.2 Plural Societies . . . . .	28
3.3 Ethnic Group Preferences . . . . .	30
3.4 Ethnic Outbidding . . . . .	31
3.5 Legitimacy . . . . .	32
3.6 Preference Intensity . . . . .	33
3.7 Nature of Ethnic Identity . . . . .	34
3.8 Proposed Solutions to Problem of Outbidding . . . . .	36
3.9 Ethnic Party Bans as a Solution to Outbidding . . . . .	39
3.10 Model Predictions . . . . .	41
3.10.1 Ethnic Parties and Conflict . . . . .	42
3.10.2 Ethnic Party Bans and Conflict . . . . .	43
3.10.3 Democracy and Party Type . . . . .	45
<b>4 Data and Methods</b>	<b>50</b>
4.1 Measures . . . . .	50
4.1.1 Universe of Cases . . . . .	50

4.1.2	Dependent Variables . . . . .	51
4.1.3	Focal Independent Variable . . . . .	52
4.1.4	Ethnic Group and Country Level Controls . . . . .	54
4.2	Describing the Data . . . . .	56
4.3	Empirical Strategy . . . . .	64
<b>5</b>	<b>Analysis</b>	<b>69</b>
5.1	Comparing Ordinal and Linear Model Frameworks . . . . .	69
5.2	Comparing Ethnic Groups by Ethnic Party Status . . . . .	74
5.3	Alternating Least Squares Optimal Scaling Regression . . . . .	79
5.4	Dealing with Endogeneity . . . . .	86
5.4.1	Gauging Overlap of Propensity Score Distributions . . . . .	91
5.5	Discussion of Model Results . . . . .	95
5.5.1	Ethnic Parties . . . . .	95
5.5.2	Ethnic Party Bans . . . . .	96
5.5.3	Democracy . . . . .	98
5.5.4	Comparison between Measures and Models . . . . .	99
<b>6</b>	<b>Illustrative Examples of Constitutional Ethnic Party Bans</b>	<b>101</b>
6.1	Ethnic Party Bans in Action: Successes . . . . .	101
6.1.1	Ethnic Outbidding . . . . .	102
6.1.2	Successful Constitutional Ethnic Party Bans . . . . .	102
6.1.3	Nigerian Case . . . . .	103
6.1.4	Tanzania Case . . . . .	107
6.1.5	Kenya Case . . . . .	109
6.2	Ethnic Party Bans in Action: Failures . . . . .	112
6.2.1	Algeria Case . . . . .	112
6.2.2	Djibouti Case . . . . .	115
<b>7</b>	<b>Conclusion</b>	<b>118</b>
	<b>References</b>	<b>125</b>

## LIST OF FIGURES

4.1	Countries with Constitutional Ethnic Party Bans by Type . . . . .	59
4.2	Constitutional Ban Types by Region . . . . .	60
4.3	Party Status Count . . . . .	63
4.4	Party Status Percent . . . . .	64
5.1	Party Regulation and Democracy Interaction Effects on Rebellion . . . . .	72
5.2	Party Regulation and Conditional Effects on Rebellion . . . . .	73
5.3	Party Regulation and Democracy Interaction Effects on Protest . . . . .	73
5.4	Comparing Parties, Bans, Neither: Violence Intensity . . . . .	76
5.5	Comparing Parties, Bans, Neither: Protest Intensity . . . . .	78
5.6	ALSOS Rebellion Measure . . . . .	79
5.7	ALSOS Protest Measure . . . . .	80
5.8	Party Status Effects on Rescaled Rebellion with Lagged DV . . . . .	84
5.9	Party Status Effects on Rescaled Protest . . . . .	87
5.10	Optimize Plots: . . . . .	89
5.11	Assessing Overlap: Party Sample Scores Across Groups . . . . .	90
5.12	Assessing Overlap: No Party or Ban Scores Across Groups . . . . .	91
5.13	Assessing Overlap: Party Ban Scores Across Groups . . . . .	91
5.14	ASMD between Treatment Groups . . . . .	92
5.15	Balance Plots for Individual Fits . . . . .	93



## LIST OF TABLES

4.1	MAR Protest Scale for Ethnic Group-Year . . . . .	51
4.2	MAR Rebellion Scale for Ethnic Group-Year . . . . .	52
4.3	Country Information for Ethnic Party Bans . . . . .	61
4.4	Country Information for Vague Bans . . . . .	61
4.5	Country Information for Bans Against Violence toward Ethnic Groups . . . . .	62
4.6	Country Characteristics by Constitutional Party Ban Status . . . . .	65
4.7	Ethnic Group Characteristics by Constitutional Party Ban Status . . . . .	66
5.1	Ishiyama Replication: Ordered Logistic Regression . . . . .	71
5.2	Linear Models . . . . .	75
5.3	Rebellion Model: Quasi-Standard Errors Comparing Levels of Party Status . . . . .	76
5.4	Protest Model: Quasi-Standard Errors Comparing Levels of Party Status . . . . .	78
5.5	Rebellion OS Model Comparison . . . . .	82
5.6	Rebellion Models Including Lagged Dependent Variable . . . . .	83
5.7	Protest Model Comparison . . . . .	85
5.8	Protest Models Including Lagged DV . . . . .	86
5.9	Weighted Propensity Score Models . . . . .	94
5.10	Effect of Party Age on Conflict Intensity . . . . .	97

# ACKNOWLEDGEMENTS

I would like to offer my sincerest gratitude to everyone who contributed in some way to making the completion of this dissertation possible.

First and foremost I would like to thank my advisor, Dave Armstrong, not only for his guidance and edits on what felt like endless revisions of my dissertation, but also for opening so many doors, professionally, intellectually and socially. Not only has Dave been an excellent teacher of advanced quantitative methods, through his mentorship, he also carved a path for me to become an excellent teacher of methods to others and to myself, teaching me that when someone struggling with a statistical concept says, “I’m probably just overthinking it”, they are, in fact, probably doing just the opposite. By hiring me as his teaching assistant for Regression III at ICPSR he invited me into a community of scholars that I can only describe as being my people. Through his influence and introduction of my grand-advisor, Christian Davenport, and mentor, Will Moore, I was able to find my place in a vast network of like-minds and lasting friendships. For all of this I am exceedingly grateful.

I would also like to thank Antu Murshid for many years of support, encouragement, and for being the solid grounding I needed during the times when my wheels seems to just be spinning in the mud. Looking back, it seems unlikely that I could have overcome the hurdles that stood between me and the PhD program without him.

Many thanks to my dissertation committee members, Shale Horowitz and Ora John Reuter, whose comments and discussion were extremely helpful in shaping my research from prospectus stage and beyond. I greatly value all of your comments and intend to incorporate your insights into my future work in the area.

I am deeply indebted to everyone at ICPSR, especially Bill Jacoby, who created an accessible space for world-class statistical methods training, as well as the perfect summer home for stats nerds like me. I could not have accomplished half of what I have without the skills I gained from the courses or the relationships I made at stats camp. I am also indebted to Nancy Mathiowetz, who proved to be such an important role model, and maybe the first individual I was ever personally acquainted with that I wanted to be exactly like someday. Nancy dragged a group of very reluctant first year masters students into the world of social science statistics planting a seed of interest that since has grown into my life’s work.

To the organizers and participants at VIM and Journeys, especially Sara Mitchell, I owe such a great debt of gratitude. Within these workshops I found a space for collaboration, mentorship, and training that allowed me to navigate the heavily male-dominated field of political science, particularly in the area of quantitative research methods. Through these programs I became connected to many women who impacted my work and contributed to the development of my budding ideas that eventually became the subject of my dissertation. Among these women I must give special acknowledgment to Courtney Burns, who introduced

me to the problematic paper on ethnic parties upon which the foundation of my dissertation is based, Meg Shannon, whose detailed comments on an early version of my dissertation chapter helped me draw out the most interesting features of the research, Tina Fetner, whose enthusiasm over my topic and invitation to IPSA attracted additional support and interest to my work, and finally, to Mirya, Jane, Jill, and Erin whose unwavering hilarity, edgy brilliance, and years of long-distance support just made life much more fun.

I must extend the most enormous, heartfelt thank you to my friends and family for the many years of support through this arduous journey. Thank you, Scarlet, for listening to me vent about my crushing work load and meeting me at thrash metal shows to blow off steam. My summers spent counting 'em up with Brooke at ICPSR, and via Skype during the ICPSR off-season, were crucial to my success as a grad student and my survival as a sane, decent human being. And to my lovely partner, John-Paul, who has been by my side through the last couple of years, solid and steady while my work, and health, ebbed and flowed. From you I have learned how to share my space, how to eat, how to lean a little, and how to love unabashedly.

Finally, nothing I have done or will do would be possible or worthwhile without my daughter, Aurora. You have sacrificed the most during my years in graduate school. You have waited (not always so) patiently, through my stressful times, through my all-night work binges, through my relative poverty, for me to achieve this milestone. When I thought I could not go on any further I persisted, for and because of you. Thank you.

# Chapter 1

## Introduction

New democracies are notoriously vulnerable to conflict in societies with deeply rooted ethnic cleavages <sup>1</sup> (Lijphart, 1977; Horowitz, 1985). Politicization of ethnic divisions in the form of exclusively ethnic parties is thought to make matters worse. To combat this threat, institutional engineering is increasingly employed by governments and international actors alike in efforts to reduce the likelihood of violent conflict between ethnic groups. One popular method of institutional design implemented to reduce unrest is the constitutional ban on exclusively ethnic party formation/participation (VanBiezen, 2008; Birnir, 2004; Bogaards, 2008). In SubSaharan Africa, for instance, ethnic party bans have been instituted to prevent further ethnic fractionalization within government, as well as in Eastern Europe, Asia, and the Middle East (Basedau and Moroff, 2011). By reducing the propensity toward ethnic conflict the larger goal of preventing the politicization of ethnicity is to protect the stability of fragile new democracies. Though, paradoxically, limiting ethnic groups from political participation violates the very democratic tenets the bans attempt to uphold. That is, in order to enable true democracy, institutions must ensure that no group is denied the ability to participate in government indefinitely (Birnir, 2008; Dahl, 1998, 1971).

Well-established theoretical inquiries have demonstrated that the inception of ethnic, or exclusive particularist, political parties has the potential to aggravate existing tensions between ethnic groups leading to increased protest and conflict (Horowitz, 1985; Rabushka and Shepsle, 1972; Lijphart, 1977; Snyder, 2000; Reilly, 2006). Essentially, ethnic parties

---

<sup>1</sup>This is especially true for countries with ethnic cleavages that have led to prior unrest.

form with the same type of goals as secular political parties. Formation occurs, first and foremost, as a vehicle for politicians to become elected to government offices (Aldrich, 1995). Parties, as brands, offer cues to voters on policy position and, ostensibly, represent supporters by advancing these policies. Ethnic party identification offers an even stronger cue than non-identity based parties due to the ascriptive nature of group membership, which is especially helpful in environments where there is a dearth of information. The problem lies in the exclusivity of the party and the selective benefits it purports to secure for its members. All parties attempt to maintain support by offering benefits to its members, however in plural societies these gains are often (at least perceived to be) zero sum. Not only does this inhibit cooperation between ethnic groups but it also produces incentives for party leaders to take on more radical agendas in order to produce the most gains for the group (sometimes in the form of losses for a rival group) (Rabushka and Shepsle, 1972; Horowitz, 1985). Ethnic party leadership may also create deeper cleavages and resentments between groups as their drive to garner support places exaggerated emphasis on the salience of ethnicity and its historical narratives (real or imagined).

Implications of the theory suggest that countries can benefit from establishing ethnic party bans to protect these fragile regimes. Banning ethnic parties prior to formation is hoped to cancel out harmful effects of party competition along ethnic lines. Theoretically, the idea is to force citizens to seek representation from a party that is more socially inclusive to other groups. This way, parties will build platforms on pertinent issues appealing to overlapping segments of civil society (Lijphart, 1977). However, a growing body of literature contends that ethnic bans do little to alleviate tensions and may even create hostile conditions conducive to greater unrest (Bogaards, Basedau and Hartmann, 2010; Basedau and Moroff, 2011; Birnir, 2008). Furthermore, in some cases, bans have been abused as a tool to reduce competition among parties that may challenge the current regime (Birnir, 2007*b*; Schedler, 2002; Basedau and Moroff, 2011).

The first empirical work conducted to explore the association between ethnic parties and

conflict produces mixed results (Ishiyama, 2009). When included in a full ordered logit model to predict ordinal levels of conflict, Ishiyama (2009) finds that presence of an ethnic party is significantly associated with increased levels of both violence and protest. However, when analyzing the relationship with t-tests of means (treating the ordinal variable as continuous), ethnic parties do not have a significant impact on violence. Basedau and Moroff (2011) conduct a quantitative analysis examining the impact of strictly implemented ethnic party bans on several types of country-level conflict, finding that implemented bans neither reduce nor increase violence in most cases.

Presently, there are no studies that compare levels of violence between ethnic groups represented by particularist parties and those with party bans. Until this is sorted out, it remains unclear whether the development of ethnic parties should be concerning, and if so, whether or not placing a ban on party formation will do more harm than good. In both studies, the effects ethnic parties and ethnic party bans have on conflict have been assessed separately. The inquiry I present in this dissertation sets out to explore the relationship between ethnic parties, party bans, and civil unrest.

## **1.1 Theoretical Framework**

The theoretical framework from which the foundation of my research is built is a re-visitation of Rabushka and Shepsle's 1972 collective choice theory of democracy in a plural society, extended to explore the effects of constitutional bans of ethnic party activity. While Rabushka and Shepsle (1972) is widely regarded as the seminal reference on ethnic party behavior, specifically as it pertains to processes of ethnic outbidding, current literature on the subject has virtually abandoned the original views laid out in this work. Chandra (2005, 236) attributes the move away from the theory to a problematic core assumption, namely, the tendency to characterize ethnicity as "fixed, unidimensional, and exogenous to politics". Chandra argues that this assumption is characteristic of primordialism, which conceptually establishes ethnicity is a predominant, unchanging aspect of individual identity, whereas

modern constructivists regard ethnicity as a more fluid, socially-constructed aspect of an individual, ascriptive yet not inherently determinant of group affiliation. In her 2005 article, Chandra (2005) adopts the Rabushka and Shepsle (1972) model building on the assumption that individuals can have multiple ethnic affiliations and that at any time the salience of these identifiers can change. Furthermore, her theory describes how institutional arrangements can create more multidimensional ethnic affiliations, suggesting that “fixity is not an intrinsic quality of ethnic identities but a product of the institutional context in which ethnic groups are politicized”(Chandra, 2005, 236).

Chandra argues that institutions designed to promote and facilitate multiple dimensions of ethnic identity can reduce the polarization that occurs through politicizing ethnicity and potentially solve the problem of ethnic outbidding. Her demonstrative case is India, where there are several cross-cutting social cleavages overlapping along the identity lines of language, region, caste, class, and religion. This kind of social organization lends itself to the creation of smaller identity groups formed on the basis of more than one dimension of identity. More importantly, organizing around multiple cross-cutting identity cleavages prevents the sort of permanent ethnic majorities that form along fault lines of a single identity dimension. It also allows members a choice between political groups that appeal to different aspects of their identities. However, because ethnic identity is not fixed, ethnic elites still have the ability to turn to extremism with the aim of emphasizing one dimension of ethnic identity over others. This is where institutions come in. The key to preventing outbidding lies in the institutional incentives provided to multidimensional ethnic groups. Chandra identifies the institutions responsible for articulating the interests of multidimensional ethnic groups and subsequently encouraging politicization of ethnicity. These are affirmative action policies, legitimization of multiple languages, and federalist electoral design. All of this takes place within a large, patronage-based democracy that has the capacity to award multiple identity groups with positions of influence in government.

In my research, I take the position that placing collective choice theory in the category

of primordialism is incorrect. Democracy in a plural society <sup>2</sup>confronts a special challenge, according to Rabushka and Shepsle (1972), precisely because a plural society is, by definition, a society in which prior historical context developed deep, ethnic identity-based cleavages, and not because ethnic identity is assumed to be a rigidly fixed social trait. Furthermore, Rabushka and Shepsle (1972) argue that ethnic outbidding occurs as a function of both political institutions and political entrepreneurs that play up ethnicity as a tool of mobilization, not because ethnic associations are inherently cohesive or exclusive.

Along with this definitional concern, there are a few other problems with Chandra's extension of the Rabushka and Shepsle (1972) model. In order to make the assumption that individuals can choose to belong to different groups based on more than one dimension of identity presupposes that a society is already organized around multiple, cross-cutting social cleavages. This may be true for India, where cross-cutting social cleavages are abundant, but India's demographic characteristics make it a unique case. In a plural society, on the other hand, all aspects of social life exist within the (unidimensional) ethnic group. Most new democracies look more like the plural societies examined by Rabushka and Shepsle (1972), that is, organized along one primary dimension of ethnic identity. In multicultural, pluralist societies there is little reason to find solutions to the problem of ethnic outbidding as is unlikely the social dynamics would produce this type of conflict to begin with. Essentially, any theory that attempts to provide institutional solutions to the problem of ethnic outbidding must produce solutions that fit a context of significant ethnic polarization.

Chandra (2005)'s extension of the Rabushka and Shepsle (1972) model of outbidding is, nevertheless, instructive. My theoretical extension to the model takes a different direction. Instead of arguing, like Chandra, that institutionalizing additional cross-cutting cleavages solves the problem of outbidding, I posit that institutions designed to facilitate interethnic cooperation at the party level are more effective in reducing ethnic outbidding and resulting

---

<sup>2</sup>As opposed to a pluralistic society, which Rabushka and Shepsle define as one in which ethnic group cleavages do not create tensions as members of the groups share multiple affiliations and market transactions with members of other groups.



conflict. This aggregation of multiple ethnic group interests can be achieved through constitutional bans on exclusively ethnic parties. By enforcing spatial distribution requirements, parties must work to gain a certain threshold of supporters from each region of the country where distinct ethnic groups reside. Political elites must, then, expand party platforms to include concessions for multiple ethnic groups that must be attracted in order to form a winning coalition. These requirements begin a process of party competition over the support of multiple ethnic groups. To become competitive, parties need to show that they can offer more to ethnic minority groups than other parties can.

Ethnic party bans with spatial distribution requirements reduce ethnic conflict by affecting the incentives of both political elites and ethnic group members. First, bans eliminate the incentive for ethnic outbidding among political elites. In order to obtain positions of power, ethnic party elites can no longer shape platforms with promises of gains exclusively to their own ethnic group. Instead, elites must compete to be the most inclusive, leading to the formation of parties focused on the national over communal interest. This focus effectively eliminates the zero sum game between ethnic groups, rewarding elite centrism over extremism. Constitutional banning also allows ethnic group members a choice between parties, but rather than having to prioritize aspects of identity (e.g. class status over religious affiliation), as the Chandra model suggests, individuals have more than one multiethnic party to choose from. Interests specific to minority ethnic groups are not superseded by interests of the larger ethnic group for when they are, members can make the choice to join another, more appealing multiethnic party. Requiring a diverse party membership also solves the problem created by permanent ethnic majorities. Furthermore, parties that cannot or will not alter their message to attract a diverse base will fail. When parties fail, other parties that can diversify will replace them.

I present the expected outcomes based on how the stated mechanisms will operate for ethnic groups that form ethnic parties and groups that are banned from ethnic party activity, as compared to ethnic groups that neither form parties nor have been banned from

such activity. I also discuss the potential influence of mediating democratic institutions on propensity toward unrest.

## 1.2 Research Design

The analysis I put forth in this dissertation will add to the literature on ethnic political parties and conflict by bridging the gap between effects of ethnic parties and effects of ethnic party bans on conflict. The empirical strategy I use will also ensure that results are not a product of improper measurement of conflict data. Furthermore, the issue of causal direction between ethnic parties or party bans and conflict presents appreciable difficulties, noted in both Ishiyama (2009) and Basedau and Moroff (2011), which I will address by employing causal inference methods.

I begin by replicating the statistical models from Ishiyama (2009), conducting time series cross sectional analysis to determine the probability of each level of protest and conflict for each ethnic group in the sample per country-year. The original results illustrated a significant, independent relationship between the presence of an ethnic party (the focal IV) and increased levels of both protest intensity and conflict intensity.

Results of Ishiyama's (2009) study are contradictory when the level of measurement of the dependent variable is treated as ordinal versus continuous. This may have to do with erroneous assignment of level of measurement to either of the two MAR dependent variables for violent conflict and protest intensity (Minorities at Risk Project, 2009). The solution I propose is to employ Alternating Least Squares Optimal Scaling modeling to minimize the limitations of working with qualitative data. The ALSOS method can improve upon the issue of level of measurement selection. By extracting information from the model and using the information to assign appropriate, non arbitrary numerical values to categories of the dependent variable we can circumvent the problem of choosing inaccurate models that poorly fit the data. The extraction process works iteratively between both sides of the regression equation and results in a rescaled version of the dependent variable that may be treated

henceforth as continuous (Young, Leeuw and Takane, 1976). That is, the precise level of measurement is drawn from the model estimation. Not only does this technique provide a valid measure of distance between categories but by doing so it also allows vast improvement in interpretation and graphical presentation within an OLS framework.

Finally, to cover any problems caused by issues of endogeneity, I calculate multinomial propensity scores with the ‘Toolkit for Weighting and Analysis of Nonequivalent Groups’ or *twang* package in R (McCaffrey et al., 2013). Unlike methods of propensity score estimation using simple logistic regression models with iterative variable selection, *twang* employs machine learning methods in the aim of reducing bias and mean-squared error (Lee, Lessler and Stuart, 2010). Specifically, scores identifying the average treatment effect on the population are generated using a Generalized Boosted Model (GBM), which is an “iterative process with multiple regression trees to capture complex and nonlinear relationships between treatment assignment and the pretreatment covariates without over-fitting the data” (McCaffrey et al., 2013).

### **1.3 Definitions, Delimitation, and Scope**

I adhere to the core model assumptions of social choice theory by modeling the aggregation of individual preferences of ethnic group members to determine collective outcomes. Following Rabushka and Shepsle (1972), I argue that ethnic party formation is particularly problematic within plural societies, or societies with preexisting ethnic cleavages. I do not assume that ethnic groups are naturally predisposed to conflict with other ethnic groups. Instead I suggest that politicizing ethnicity creates problems in contexts where ethnic cleavages are so deep they block social and economic transactions between groups.

I adopt a definition of ethnic identity consistent with the standard in the field “refers to nominal membership in an ascriptive category, including race, language caste, or religion” (Chandra, 2005, 236). My view on the concept of ethnic identity is compatible with the constructivist notion that ethnic identity is not fixed or ultimately unidimensional, but rather

that ethnicity can be fluid and, to a certain degree, self-constructed. However, since ethnic divisions are so often institutionalized, even more so in decolonized states with a greater probability of encountering ethnic parties and opting to restrict parties with constitutional bans, I assume institutions can severely constrain the fluidity of ethnic identity.

One clear definitional distinction between my research on ethnic party bans and that of Basedau and Moroff (2011) is that I am interested in what can be considered “soft” bans, that is, constitutional bans on exclusively ethnic party competition. Basedau and Moroff, on the other hand, focus on hard implemented party bans, or instances where an ethnic group attempted to register as a party and was denied.

My interest in investigating soft constitutional bans, as opposed to hard, enforced bans, is to determine whether this type of institution, distributed evenly across all ethnic groups within a country, could have a quantifiable impact on precluding conflict. Hard bans are problematic. There is little question that some regimes utilize strict party ban as part of a broader “menu of manipulation” (Basedau and Moroff, 2011; Schedler, 2002) to disenfranchise certain ethnic groups. Because of this, I suspect that few researchers would be willing to advocate for implementing “hard” bans, even as a measure to prevent ethnic conflict. On the contrary, constitutional bans on ethnic party participation are not necessarily repressive institutions, but may instead serve as low cost, efficient tools to facilitate interethnic cooperation. In fact, constitutional bans are arguably less difficult to establish and more stable than other institutional solutions to divided societies.

My large-N cross national sample expands the geographic scope limited to one country or one region as per the norm in prior studies on ethnic bans and conflict. Broadening the focus of study, I hope to make findings more generalizable. By doing so I also acknowledge the trade-off between breadth versus depth of case study analysis. I intend to remedy this issue, to an extent, by discussing confirming and disconfirming cases of ethnic group conflict behavior under conditions of party formation and party bans.

## Significance

The practical contribution I hope to make through this research is to provide evidence on whether or not constitutional ethnic party bans work to prevent conflict that can inform policy. Other questions I aim to answer have implications beyond policy recommendation. Another contribution is provided through bringing back and extending a theory that has real explanatory power yet has been mainly avoided in current political research dealing with identity, due to the tendency of relying on an outdated (primordial) conception of ethnicity. I also tackle and offer solutions for problems of measurement validity which have created a significant degree of confusion over results in the field of conflict research.

Finally, my conclusion offers some discussion dealing with the normative issue of whether representation, as an inextricable feature of democracy, can have limitations and if these limitations are warranted in the effort to achieve democratic stability. Opponents of ethnic party bans caution that by banning ethnic groups from political activity representing the group's exclusive interests governments suppress those interests and it turn, the group's political efficacy. Ethnic minority groups in particular already face disproportionate challenges to political efficacy. Without the opportunity to gain representation or resolve issues specific to the ethnic group through institutional channels ethnic groups encounter disenfranchisement not unlike the experience of colonial rule. If constitutional bans turn out to be an effective method of dampening unrest and stabilizing democracy, do bans diminished the quality of the democracy they are meant to protect?

## Chapter 2

# Literature Review

### 2.1 Ethnic Parties and Conflict

Ethnic parties are theorized to have contradictory effects on levels of civil unrest among ethnic groups. On the one hand, formation of parties may provide representation to previously marginalized ethnic minority groups. Resolving grievances and advancing ethnic group interests through proper institutional channels should arguably reduce any violence or non-violent conflict. Of course, one caveat to this theory is that ethnic party representation must be effective at achieving these goals, in other words, the party's role in governance must be more than merely symbolic (Birbir, 2007*a*). Institutional structure of the government would then play a large role in whether or not ethnic parties can have any influence on the plight of the ethnic group (Birbir, 2007*a*; Lijphart, 1969; Beissinger, 2008; Chandra, 2004, 2005; Mansfield and Snyder, 1995; Posner, 2005).

On the other hand, ethnic parties are thought to create, or at least serve as a pathway toward, enhanced conflict. Particularist parties that exclude all but members of the ethnic group are considered to be dangerous by many, especially in countries with histories of violence between ethnic groups (Horowitz, 1985). Gunther and Diamond (2001, 41) warn of the polarizing political appeals made by ethnic parties that make "its overall contribution to society divisive and even disintegrative". Furthermore, politics along ethnic lines is considered by some as a hindrance to democracy more generally (Rabushka and Shepsle, 1972; Horowitz,

1985; Dahl, 1998; Almond and Coleman, 1960).

In order to understand the way ethnic parties stoke conflict it is necessary to look to both the mass and elite levels of ethnic group membership. Ethnic groups in deeply divided societies are often involved in antagonistic relations prior to democratization. For the most part, scholars attribute the contention to historical, institutional arrangements designed by colonizers to pit groups against one another. Yet, when countries rapidly democratize, as was the case during the third wave of democratization (Huntington, 1991; Jagers and Gurr, 1995), political organization occurs along the fault lines of ethnic division. Under majoritarian, winner-take-all, electoral systems, a particularly hazardous situation unfolds as the largest ethnic group stands to gain while all other groups end up in a losing position, and more importantly, are likely to stay in the losing position permanently. When ethnic parties are formed the organization leadership must actively publicize the party's platform and identify clear problems faced by the ethnic community that would motivate the group to support the party (Reilly, 2006). Highlighting ethnic-based grievances, while good for the party, has adverse effects on the ethnic group in that this can produce larger cleavages between the group and other ethnic groups within the country.

Though, in many instances, the transition toward democracy begins with some measure to facilitate multiethnic coalition building, or power-sharing institutions, to manage intergroup strife (Lijphart, 1999). Ethnic group leadership must then attempt to cooperate and develop some mutual understanding with other group leaders in the name of peaceful relations moving forward. But cooperation between groups is argued to be challenging or even unsustainable as the shift toward moderation can lead to intragroup conflict. In plural societies, cooperation with another ethnic group can be considered by some group members as a betrayal. Minority ethnic groups have the most to lose through multiethnic cooperation as there is no guarantee their interests will be a priority when countered with the interests of larger ethnic groups. In the context of intragroup tensions new political entrepreneurs capitalize on the opportunity to occupy leadership roles by playing up intergroup cleavages.

These entrepreneurs engage in competition with moderate ethnic elite over the support of ethnic group members and attempt to outbid their moderate counterparts with promises of gains exclusive to the ethnic group, portraying elites that negotiate as sell-outs. One of the major consequences of ethnic outbidding is the adoption of extreme strategies in order to boost support from members hostile to competing ethnic groups (Rabushka and Shepsle, 1972).

It may also be the case that the formation of an ethnic party indicates that grievance already exists along ethnic lines, therefore causing ethnic groups with parties to have a greater propensity toward unrest than groups without parties (Horowitz, 1985). If so, the establishment of an ethnic party could act as a red flag of escalating conflict potential of the ethnic group (Ishiyama, 2009).

Lastly, parties also provide ethnic groups with the organizational resources necessary for mobilization of ethnic group members. The capacity for mobilization is a necessary prerequisite in the move toward protest or violent conflict. This, less thoroughly explored, explanation for ethnic party formation identifies parties as a source of ethnic mobilization, though not intended to secure government positions. While most of the literature on ethnic party formation centers on the birth of particularist parties in new democracies, there are many ethnic parties that formed before decolonization that had little to no potential for formal inclusion in institutional politics yet assembled to mobilize ethnic masses for the purpose of resistance. Randall (2008) describes this situation occurring in Afghanistan from the 1940s, however clandestinely. During the Afghan civil war in the 1980s many of these ethnic parties “functioned for all practical purposes as armed factions rather than parties”.

While case studies on the topic of ethnic parties abound, up until recently, there had not been systematic cross-national evaluation of the relationship between ethnic parties and conflict. The problems of external validity inherent in research based on a single case is acknowledged by comparativists. Chandra (2005, 238) in particular, in reference to the limitations of her study of ethnic parties in India, explains that the reason we cannot examine



ethnic party conflict processes more generally is because “[w]e lack the cross-national data on the positions taken by ethnic parties that would allow a systematic empirical test of the outbidding models”. Though, since her 2005 study, advancements in data collection on characteristics of minority ethnic groups, from the Minorities at Risk Database, can at least allow systematic inquiry into conflict potential of these groups.

Ishiyama’s (2009) large-N quantitative study uses MAR data to predict violent and non-violent conflict between ethnic groups with ethnic parties and those not affiliated with ethnic parties and is the first empirical inquiry on the subject. For the analysis, Ishiyama (2009) runs time series cross-sectional ordinal logit models including lagged endogenous dependent variables, with a series of group-level and country-level controls. Results reveal a significant positive relationship between the presence of an ethnic party and increasing levels of both violent and nonviolent conflict. Out of concern that the presence of an ethnic party may not be causing conflict but could instead be a product of conflict leads Ishiyama to further scrutinize the relationship by comparing difference of means of both protest and violence levels before and after the appearance of an ethnic party. Results of the t-tests show ethnic party formation increases levels of protest behavior, on average, but comparable violence levels. Ishiyama (2009) reports that results are mixed, but leans toward the conclusion that parties do not definitively produce greater levels of violence, despite the findings in the full model.

## **2.2 Institutional Facilitation of Ethnic Parties**

Opponents of the argument that ethnic parties create more conflict claim that outbidding is not necessarily the natural outgrowth of ethnic party formation (Birbir, 2008). In fact, some go as far as to argue that particularist parties might be a necessary requisite, or at least not always harmful, to new democracies (Birbir, 2007*a*; Chandra, 2004; Ishiyama, 2009; Lijphart, 1977). Instead, when properly incentivized, moderation and cooperation between multiple ethnic parties can be coerced by effective institutional design. Bogaards

(2008) reviews the slate of party regulations available through constitutional engineering and develops a typology based on three distinct functions these regulations are intended to perform: aggregation of social cleavages, articulation of social cleavages into political cleavages, and blocking politicization of social cleavages.

Articulation of social cleavages into political cleavages can be achieved through some form of consociational or consensus democracy, where ethnic groups are in charge of governing their own interests and sometimes geographical territories in the process of power-sharing. Bogaards (2008) cites modern examples of institutional articulation which include electoral design that reserves seats for minority group members, offers list proportional representation, or at the very least spells out more lax rules for registration of minority ethnic group parties. A host of electoral system designs yield party regulations to aggregate social cleavages into multiethnic political cleavages. Mechanisms aimed to encourage the emergence of parties across social cleavages include alternative vote, single transferable vote, constituency pooling (one party system), presidential elections and parliamentary elections (both with spatial distribution requirements). The methods of blocking politicization of ethnic groups are the extremely restrictive one-party system, which many African countries adopted between the 1960s and the 1980s, and banning ethnic parties.

### **2.2.1 Articulation**

There is relative consensus among political scientists warning of the threat politicization of ethnic groups in divided societies pose to democratic stability. Simple majoritarian systems, such as first past the post (FPTP) elections, in polarized societies garner few opportunities for representation of minority group interests (Beissinger, 2008). As the perpetual losers of all issue matters, minority groups cannot grant political institutions legitimacy and turn instead to extrainstitutional channels for group gains. Articulation of social cleavages into politically distinct units is the first solution offered by scholars in defense of ethnic groups governing their own interests in democracies developing post-decolonization.

Lijphart (1969) offers one of the first accounts to formulate institutional strategies necessary to counter the threat of newly politicizing ethnic divisions. For democracy to work, the political salience of ethnic identity cannot be ignored but must instead be upheld and incorporated into an appropriate system for all groups involved. Through consociational democracy, ethnic groups engage in governmental power-sharing which “entails conscious cooperation among elites of different communities to control the destabilizing effects of open, ethnic competition”, or ethnic outbidding (Lijphart, 1969). This is accomplished through elite arrangements to preclude the circulation of more extremist junior elites and to resist mass pressures from electorate for political change. Two main characteristics of consociational government are sharing executive power through grand coalitions and segmental authority over group territory allowing each ethnic group autonomy over their own affairs (Lijphart, 2002). According to Norris (2002), consociational arrangements can successfully provide ethnic group representation in a manner that diffuses conflict produced by extremism by establishing proportional representation systems combined with parliamentary government. Throughout Lijphart’s entire body of work his advocacy for consociational solutions to ethnic divisions is unwavering, providing numerous examples of the successes proportional representation has had to create democratic stability in newly democratized states (Lijphart, 1999). In addition to list proportional representation, other strategies for articulating ethnic group interests politically include quotas for minority groups in government and streamlined registration regulations for minority parties (Bogaards, 2008).

Institutional design in India achieves articulation of ethnic group interest in a unique way (Chandra, 2005). Chandra (2004) illustrates how institutions facilitated the moderation of ethnic parties in India, by rewarding diversity through systems of patronage. Furthermore, through a process of emphasizing and building on complex cross-cutting cleavages that cut through unidimensional ethnic identity affiliations, parties were forced to broaden appeals to capture members from other castes, regions, and religions. With benefits accruing to groups based on various, compound aspects of identity traits, no process of ethnic outbidding based

on one unifying ethnic identity could occur. By institutionalizing intragroup diversity, and offering representation across the board, more inclusive Indian government lead to greater representation of multiple moderate ethnic parties in government.

The view that institutional design, of the kind discussed by Lijphart (1969, 1999), can resolve the outbidding dilemma created by ethnic parties is strongly criticized by Horowitz (2007, 2014). Power-sharing, in Horowitz's view, does not offer incentives for compromise between groups, nor does it promote moderate behavior. Even when special arrangement are made to facilitate multiethnic cooperation, such as those discussed by Chandra (2004, 2005), Horowitz (2007) points out that building institutional incentives to enhance moderation proves to be formidable. While members of an ethnic party may be better served by cooperation, party leadership typically has different incentives. Reshaping those incentives requires major institutional shifts in many cases, some of which are aimed at diminishing power of the majority party (obviously a hard sell). In fact, if the India case is to be instructive in the development of institutional mechanisms that foster ethnic party success, as Chandra claims, skepticism is certain to arise after acknowledging the contextual factors presumed to be in place for the structure to function. To demonstrate, consider the core hypothesis of Chandra's (2004) 'Why Ethnic Parties Succeed':

An ethnic party is likely to succeed in a patronage-democracy when it has competitive rules for intra-party advancement and when the size of the ethnic group it seeks to mobilize exceeds the threshold of winning or leverage imposed the electoral system.

Requirements for achieving the ideal habitat for ethnic parties begin first with a patron-democracy, which Chandra (2004) defines as a democracy with a larger public sector proportionate to its private sector. Beyond this major structural economic condition, the provision of ethnic group size must be met, and then party rules may promote ethnic party success. Further inquiry into institutional mechanisms that assuage ethnic outbidding leads Chandra (2005) to several other government-level concessions made to ethnic parties which work to

divvy up positions of influence and resources through affirmative action policies in the public sector. The main caveats, however, are that her model only works in an environment with many cross-cutting cleavages, two-party competition, and occur under a FPTP electoral system. In other words, prescriptions do not generalize well outside the area of focus, India.

### **2.2.2 Aggregation**

Critics of consociationalism and alternative forms of institutional design which purports to articulate ethnic interests in the political realm argue that without some effort to aggregate existing social cleavages these cleavages will only become more volatile and threaten democratic stability. Their prescription to mitigate risks to democracy presented by deep ethnic divisions is to establish institutions that require ethnic group leaders to seek support outside of the group. Various electoral systems and constitutional regulations have been engineered to coerce multiethnic cooperation and coalition formation at the party level.

Horowitz (1991) is a strong defender of merits of constitutional design that enforces vote-pooling mechanisms. Vote pooling is a method of consolidating votes across ethnic group lines which encourages ethnic group leadership to develop moderate platforms in order to attract a plurality of voters. The most effective method of vote-pooling, according to Horowitz (1991), is the alternative vote which is a majoritarian electoral system which requires parties to gain an absolute majority to win. Unlike FPTP voting, which only requires a plurality and counts only one vote choice, alternative vote allows voters to rank candidates according to preference and in the event no candidate receives a majority second and third preferences are considered. Alternative vote in a presidential system forces pre-election interethnic coalition-building, rather than relying on voluntary post-election cooperation between ethnic groups presumed by advocates of power-sharing arrangements. In addition to this requirement, Horowitz also argues for presidential support from various federal districts so parties are incentivized to reach out to as many minority ethnic groups as possible.

The problem with systems of proportional representation is that even when minority groups secure seats in government it does not ensure their group interests will be represented.

The majority party in parliamentary systems typically holds the reigns without requiring input from minority members. Parliamentary coalitions would counter this problem, but in societies with large majorities, even coalition-building may not be enough to influence policy. For presidential systems, division of power makes a difference in deterring one group from gaining a monopoly of power over others (Horowitz, 1985). Reilly (2002, 159) argues that vote-pooling systems like alternative vote or single transferable vote (STV) institutes “centripetalism”, an approach to conflict management that pulls party competition toward moderation by providing electoral incentives for politicians to reach out to other ethnic groups for votes, an arena of bargaining, and the potential for developing “centrist, aggregative, and multiethnic political parties or coalitions of parties that are capable of making crossethnic appeals”.

Federalism is a method of aggregation societal cleavages into political coalitions through power-dividing, rather than power-sharing. Proponents of power-dividing solutions to ethnic tensions argue that power-sharing institutions are not effective in integrating societal interests, and instead retain and consolidate divisions between groups. Roeder (2005) claims power-sharing institutions yield three primary incentives to escalate conflict between ethnic groups. First, all issues remain ethnic issues, so all policy matters produce a conflict that must be settled between groups. Second, power-sharing increases the incentive for ethnic leaders to amp up demands to please members of the ethnic group. Third, ethnic leaders are empowered to make demands on the state that must be met or the state can suffer losses inflicted by the group. All in all, the zero-sum game between ethnic groups that is supposed to be a serious issue in majoritarian systems cannot be resolved by power-sharing institutions.

Power-dividing institutions inherent in the design of federalism reduce incentives of groups to play up ethnic matters over national ones. Roeder (2005, 55) insists that federalism offers the structural remedy for dissolving deep ethnic cleavages by empowering “multiple majorities, each construing the public interest somewhat differently in separate,

independent organs of government”, providing multiethnic access for representation at the regional level of governance.

While federalist systems have not always been successful in aggregating ethnic group interests across cross-cutting social dimensions, as intended, Roeder (1991) explains that its failures lie in the contextual features of states where it has been attempted, notably, in Yugoslavia and the USSR. In these contexts, the flaw in institutional design lies in geographic distribution of a dominant group residing in a core ethnic region, giving the group a mandate on state affairs. Federalism cannot aid in facilitating ethnic groups that have already resolved to split into independent states, such as the case of former Soviet states (Roeder, 1991). This process is termed “ethnonationalism”, defined as “claims and counterclaims concerning the right of an ethnic group to self-governance within a state of its own” (Roeder, 2005, 53).

### **2.2.3 Blocking**

Finally, there are two institutional designs implemented to block ethnic cleavages from entering the political arena, according to Bogaards (2008): the one-party system and bans on ethnic party formation/participation in politics. There are several methods of execution possible for each blocking institution.

Attempts to block the politicization of ethnicity during major movements toward democracy in the 1960’s resulted in the adoption of one-party rule in most Africa states by the 1970’s (Bratton and van de Walle, 1997; Reilly, 2006). Among these states, there was a lot of variation in one-party systems, most characterized by the lack of competitive elections which were assumed to be catalysts for interethnic unrest. Though, in some states elections were used to demonstrate that the party has mandate to continue ruling, a measure adopted to enhance legitimacy of new quasi-democratic institutions. Some states, like Kenya for instance, only held an initial competitive election to establish which party will run the government and afterward held highly competitive primary elections for selection of party elites (Tordoff, 1997). One-party systems, lacking competitive transitions of power between parties, are characterized by extreme centralization of power, clientelism, and corruption.

I do not spend much time arguing for the viability of the one-party system in blocking the process of ethnic outbidding. Where the electoral design worked, it merely provided a thin, and temporary, barrier against ethnic group competition flooding newly independent African political systems. While one-party rule was originally implemented to protect democratic stability in divided states, history has shown that one-party rule is neither democratic nor effectively stabilizing.

In order to achieve lasting democratic stability in ethnically divided societies without stripping the competitiveness from elections many governments opt to strip the ethnicity out of competitive parties instead. Most often, party bans are explicitly provided for in a country's constitution (Bogaards, Basedau and Hartmann, 2010). The function of ethnic party bans is to forestall conflict and instability by blocking the politicization of ethnicity. Though, Bogaards (2008) explains that, in most cases, ethnic party bans also serve an aggregation function, depending on the way the regulation is outlined in the constitution. The next section describes the practice of ethnic party banning and reviews advantages and drawbacks to this method of aggregating social cleavages to produce multiethnic parties.

### **2.3 Ethnic Party Bans**

Whether or not there proves to be heightened risks of conflict or democratic instability associated with the ethnicization of politics, the perceived potential for conflict brought about by the formation of ethnic parties has been enough to influence policy-makers. Many countries in sub-Saharan Africa have placed bans on ethnic parties in the aim of circumventing the kinds of problems these parties are thought to create. In fact, the vast majority of new democracies world-wide have implemented some form of constitutional party regulation (VanBiezen, 2008), many specifically relevant to the ethnic composition of party organizations (Bogaards, 2008). Though, it is reasonable to assume that implementing party bans may have equally adverse consequences.

Advocacy for ethnic party bans derives from the threat posed by ethnic party formation



primarily in conflict prone societies. Banning parties prior to formation is hoped to cancel out harmful effects of party competition along ethnic lines. The process of constitutional banning is relatively uniform across time and space. In regions where new democracies are developing bans are often placed on all particularist party formation. Theoretically, the idea is to force citizens to seek representation from a party that is more socially inclusive to other groups. This way, parties will build platforms on pertinent issues appealing to overlapping segments of civil society (Lijphart, 1977). Pay-off structures, then, change from zero-sum contests between groups over exclusive, sometimes symbolic, goods (e.g. official language, serving specific regions where groups inhabit) into consolidated efforts to allocate and maintain collective social goods.

Unfortunately, the move to prevent ethnic party formation can block ethnic groups from the positive benefits a political party can provide. Particularly, in societies with deep ethnic cleavages, it is not always clear how parties may be organized to cut across ethnic lines. Denying ethnic groups the opportunity to be present in institutional politics can exclude large segments of society from the chance to be represented. Bans can create problems for already disadvantaged minority groups, which can produce greater unrest, as has been seen in some Latin American cases (Birnier, 2007*a*), as bans inflame existing grievances. According to Birnier (2008, 164) “ethnic group propensity for rebellion against the state increases over time where electorally active ethnic groups are excluded from the executive”. On the other hand, if parties enhance ethnic groups’ organizational ability to mobilize in protest or violent conflict placing bans on party formation may prevent these situations from occurring. Doing so can be understood as both beneficial for the state and repressive for the groups themselves. Finally, in some extreme cases, bans have been applied in new democracies as a measure to preclude larger, majority ethnic groups from taking power held by a minority party prior to democratic transition (Schedler, 2002). Whether or not bans are used as a pretext to disenfranchise opposition groups, Randall (2008) notes that there is still the potential for ethnic party bans to “reduce the legitimacy of the system and hence become subject to

conflict themselves”.

Basedau and Moroff (2011) investigate the results of ethnic party bans through a series of exploratory endeavors, assessing the activities of several banned ethnic parties in SubSaharan Africa before and after bans were placed. They posit three possible outcomes. First, banning ethnic parties could accomplish exactly what the government intends, that is, the reduction of conflict. The second possibility is that banning ethnic groups from forming parties could create more conflict by creating greater grievance among the group disallowed from political representation. Finally, the authors suggest that a ban may not impact conflict activity at all.

The researchers employ a four step design beginning with a large N approach comparing average level of conflict prevalence between countries with bans and countries without bans using bivariate analysis to analyze effects of bans on six types of conflict process, finding no substantial correlation (positive or negative). In the next step Basedau and Moroff (2011) select a small sample of countries that share conflict-producing traits, but differ with respect to implementation of bans, using most-similar-systems design, once again, finding no significant differences between countries. Authors then examine whether conflict levels change after the implementation of a party ban, also at the country-year level of analysis, showing no change in violent conflict for 28 of 32 countries. Finally, Basedau and Moroff (2011) turn to in-depth case studies of 12 ethnic groups in six countries facing major bans. The majority of groups experienced no change in conflict one-year after the ban was implemented, while three groups in Burundi and Rwanda engaged in less conflict and one in Uganda produced greater conflict levels.

The Basedau and Moroff (2011) study is the first of its kind to systematically probe the influence of ethnic party bans on conflict. While important and groundbreaking, there are some drawbacks to the research design that leave questions as to how robust the results may be. First, the authors press for the examination of “actually implemented” party bans denying certain groups the ability to form parties and how this impacts ethnic group conflict,

but the quantitative analysis looks at conflict at the country, not the ethnic group, level. Second, it is unclear why the authors choose bivariate correlations for their large N study, without controlling for any group or country-level conditions. The case studies provide a more nuanced depiction of ethnic group-level conflict activity, but only look at groups with bans to see whether the ban reduced conflict just one year after its implementation. Finally, the most glaring concern arises from the interpretation of results. Basedau and Moroff (2011) conclude that there is little evidence suggesting that ethnic bans have any impact on violent conflict. However, because ethnic party bans, in almost all cases, deny registration to an ethnic group before it is active (rather than dissolve an active ethnic party) it is unclear why a ban would result in decreased conflict, but instead should keep political entrepreneurs from ethnic outbidding via party activity. This means that ethnic bans are doing exactly what they are intended to do, which is to prevent heightened conflict.

Overall, the fact that increased tensions follow from the establishment of ethnic parties in newly competitive democracies is uncontroversial. Even those who support ethnic party involvement in government recommend careful institutional engineering to facilitate their entry.

Advocates of consociationalism promote institutions that articulate ethnic group cleavages into politics, though power-sharing requires a great deal of faith in ethnic group leaders to maintain relations that are not properly incentivized. Contenders of aggregation methods have found that institutional engineering intended to diversify government representation or encourage multiethnic political parties provides the incentives necessary for interethnic coalition-building. This line of argument implies that for ethnic parties to work, not only do the electoral rules need revision, but ethnic parties themselves must become a little less exclusively ethnic.

While constitutional bans of exclusively ethnic political parties are categorized as a method of blocking the politicization of ethnic identity, they can also be understood as useful tools of aggregating communal interests at the party level. Constitutional ethnic

party bans may block particularist politics, but this is not the equivalent of erasing ethnic group interests from the political arena. Prohibiting the exclusionary aspect of ethnic parties encourages parties to organize along other lines, seeking support from several identity groups, using other cleavages as the source of support (Bogaards, Basedau and Hartmann, 2010). In fact, Bogaards (2008) points out that the constitutional banning of ethnic parties, while on its face appears to serve a blocking function, is usually accompanied by specific guidelines for developing an appropriately inclusive multiethnic organization. For example, Bogaards (2008, 58) identifies:

“In Africa, 22 countries combine a ban on ethnic parties (blocking) with the requirement of national presence (aggregation). Many of these countries go on to specify spatial distribution requirements for party registration. These requirements pertain to party organization, party membership or both”

I argue that bans may be even better aggregation tools than other institutional designs with the same purpose for several reasons. Spelling out prohibitive policies in a national constitution is far less costly than overhauling an electoral system in favor of one that may or may not properly attend to ethnic cleavages. After all, party law has become a common feature in modern constitutional design (VanBiezen, 2008), and reforming constitutions in transitioning democracies is even more common. Another advantage to regulating parties is that regulations can offer the best features of power-sharing and power-dividing strategies to accomplish coalition building at the party level. Consociationalism requires political elite to control the spiraling of extremist outbidding and compromise with other group leaders at the national level. Bans on exclusively ethnic parties can accomplish the same at the party level. Federalism requires the division of power often accompanied by spatial regulations to include minority groups. Party bans also feature this type of requirement. Yet, when power-sharing and power-dividing deals break down the integrity of the entire system is threatened. But when these strategies break down at the party level, only the party fails, requiring leaders to reestablish another multiethnic coalition or risk dying out.

## Chapter 3

# Theory

Broken down to its simplest form, there are three conditions or states of the world with respect to ethnic groups and their political representation and similarly, three different states of the world regarding ethnic-based conflict. Ethnic group elites either possess the motivation and resources to establish an ethnic political party or they do not. Those willing and able either find themselves constitutionally permitted to form and register their ethnic party for electoral competition or will be constitutionally barred from ethnic party activity, in which case these political entrepreneurs can direct their political ambitions toward forming multiethnic political parties. Three possible outcomes that follow from these political arrangements are violent unrest, peaceful protest, or the absence of conflict altogether. The theory that follows attempts to explain which condition I expect to produce to which outcome, and whether these relationships hold up under various circumstances.

At the heart of the theory advanced below is essentially a revisitation of Rabushka and Shepsle's original theory of collective choice in a plural society, founded on assumptions of social choice theory. After a discussion of the social choice theory underpinnings of my theoretical perspective I identify the dilemma involved with sharing the spoils of political outcomes within ethnically divided, plural societies and discuss a number of factors that can potentially lead ethnic groups into conflict. Next, I discuss how the model assumptions work and follow by detailing the process of ethnic outbidding at the elite and mass levels,

identifying key model mechanisms involved in predicting group outcomes: legitimacy and preference intensity.

I address the proposed solutions to ethnic outbidding previously highlighted in the review of literature, assessing the way each institutional adjustment theoretically works to curb ethnic elite motivations to move toward group-exclusive agendas and extremism. I build on an extension to the ethnic outbidding model to explore behavioral expectations of ethnic group members constrained by the institution of constitutional bans on ethnic party electoral competition and how these outcomes may change as new democratic institutions become more entrenched.

### **3.1 Social Choice Theory**

Social choice theory is a model of human behavior rooted in individual preferences, choices of action to take based on these preferences, institutional structures that constrain and aggregate individual choice and actions, and the payoffs or outcomes that follow from action. Individuals are assumed to have unique, well-defined preferences formed on the basis of taste. For a preference to be “well-defined” it must engender two main properties: 1) connectivity: it is possible to choose alternatives as they are distinct and sufficiently comparable; and 2)transitivity: it is possible to rank preferences in a consistent manner, that is, if one preferred  $A$  over  $B$  and  $B$  over  $C$ , it is not possible to prefer  $C$  over  $A$ . Satisfying these two conditions allows us to model preferences of individuals as being ordered. In this case, if individual preferences can be considered ordered along a particular continuum, then an individual can be considered to make rational choices and their preferred outcomes may be assigned a weighed utility function.

An individual can have a plethora of preferences concerning cultural, economic, and governmental matters. In open economic markets, individuals simply make their own choices and demand shapes supply of outcomes. When it comes to governmental decisions, however, individuals are not able to each go their own way as options provided by the public sector

are far more limited and designed to satisfy groups rather than individuals. Somehow, provision of social goods through policy implemented by the government must be decided on which inevitably produces conflict. To avoid conflict, individual preferences, then, must be aggregated in some way to delimit a menu of policy options for individuals to select from. This aggregation of individual preferences occurs through institutional mechanisms which funnel them into a cohesive, collective choice. Collective choice procedures, like majority rule for instance, help to ensure preference conflicts between individuals can be resolved. Simple majority rule is not a perfect system, of course. When multiple choices are available it is easily the case that no individual's first choice is chosen from the majority, but then the most preferred option compared to all others, or the majority alternative, is chosen. The situation in which no majority exists is also a possible outcome and must be dealt with using alternative voting strategies. Though, the main focus of Rabushka and Shepsle (1972) is not the problem of cycling majorities or the failure to determine the majority alternative. Instead, the theory of collective choice in plural societies suggests that in this context neither majority rule nor majority alternatives can resolve social conflict in a manner that is acceptable to all social groups, particularly members of a permanent minority.

### **3.2 Plural Societies**

Rabushka and Shepsle establish that, in terms of political preferences, there is a distinct difference between what they describe as a plural society and a pluralistic society. Plural societies are those within which a primary social cleavage runs deep, splitting communities along a single, social dimension of ethnicity,<sup>1</sup> while pluralistic societies are characterized by a multitude of overlapping, cross-cutting cleavages along a variety of social dimensions which often create shared values between ethnic groups along other lines. In pluralistic societies, ethnicity does not outstrip all cultural or social memberships which weave through ethnic group lines, nor does it prevent the flows of integrated economic activity between groups. In other words, ethnicity can be a fluid, secondary, or innocuous social construct that does

---

<sup>1</sup>defined by tribe, race, language, religion, etc.

not engender hatred between social groups. Conversely, Rabushka and Shepsle (1972, 20) insist that “the hallmark of the plural society, and the feature that distinguishes it from its pluralistic counterpart, is the practice of politics almost exclusively along ethnic lines”.

Unfortunately, producing policy within a plural society proves to be far more challenging, at least when it comes to producing outcomes for the whole, as preferences for exclusive communal gains outweigh preferences for national gains. At a glance, it would seem that the opposite would be true. Intuitively, if social and political relations flatten to one dimension of ethnicity it should be easier for individuals to come to an agreement on a single policy. However, according to classic democratic theory, a necessary prerequisite for democracy to function properly, and thus be stable, is a populous with a diverse range of preferences. While satisfying a multitude of different, often incompatible preferences is no simple task, what this does is guarantee that coalitions develop on an issue by issue basis. In a pluralistic society, where individuals are integrated with one another through commerce, within educational institutions, at workplaces, places of worship, etc, individuals that are members of different ethnic groups may be on the same side of an issue dealing with cultural practices, but the same individuals may be opponents on an issue of education, or economic matters. It also means that there is a low probability that any one individual will find themselves on the losing side of every policy decision. So, even if an individual’s preferences are not directly represented in a particular policy, their stake in the social good (be it funds allocated to schools, parks, or national defense) is secure.

In plural societies, where all social issues boil down to a single ethnic dimension, ethnic identity determines which side an individual takes on all issues. Policy matters revolve around gains or losses for the ethnic group. In this state, there are no longer social goods that can be shared by all. What happens is that social goods are seen as gains for one ethnic community and at the same time losses for another or others. For example, a new school built in an area inhabited by one ethnic community is also a blow to a competing ethnic community. To make matters worse, when ethnicity determines which side an individual is on all policy



matters, and the ethnic group is a minority, the individual is always on the losing side of policy decisions. Antagonisms like these do not make for a sustainable democratic situation, according to Rabushka and Shepsle (1972) as the arrangement can have a significant impact on the legitimacy of democratic institutions. This concept of legitimacy is another essential dimension of institutions indirectly associated with institutional effectiveness in matching collective preferences with outcomes. Legitimacy, defined as the “capacity of the system to engender and maintain the belief that the existing political institutions are the most appropriate ones for society” (Lipset, 1959, 61) plays a major role in determining outcomes and expectations (Rabushka and Shepsle, 1972).

### **3.3 Ethnic Group Preferences**

The last step involved in modeling expectations of ethnic group behavior is to lay out the necessary assumptions required to translate individual preferences into group action. The Rabushka and Shepsle (1972) model requires some strong assumptions, some of which will require my forthcoming defense. The first assumption states that individual preferences within an ethnic community (in a plural society) are uniform and can all be represented by a common preference function. This assumption is the most important, as the authors model an individual preference (as groups cannot have preferences in rational choice models), as representative of the ethnic group. Second, Rabushka and Shepsle (1972) assume ethnic groups in plural societies engage in intercommunal conflict which refers to discord between ethnic communities on all issues that face the society. Third, individual ethnic group members experience a perceptual consensus on a set of available alternatives. These rather restrictive conditions set the stage for the formal modeling of ethnic group behavior and form the backbone of the ethnic outbidding model.

In sum, when the most salient dimension of preference is always ethnic <sup>2</sup> loyalty of group members is communal rather than national. According to the assumptions of model,

---

<sup>2</sup>Again, I must stress that there is nothing about the dimension being specifically ethnic that makes salience more intense.

ethnic group member preferences are based on gains to the ethnic group and losses to a (or many) competing ethnic groups(s). The implications of unified, nonnegotiable, intensely held preferences of ethnic group members is the development of a “go for broke” attitude, or the position that the ethnic group members are willing to accept great costs to achieve group goals and take away from rival groups. Now, this fact alone is perhaps a necessary but not a sufficient condition for conflict, either violent or nonviolent. The conflict arises when ethnic groups in divided societies become politicized.

### **3.4 Ethnic Outbidding**

Politicizing ethnicity is the task of the ethnic political elite. Within plural societies, the stage is already set for competition between ethnic groups. When deeply divided societies make the transition toward democracy, political entrepreneurs within each ethnic group compete for leadership roles. During the process of elite competition, leaders bid for the support of members of the ethnic group. Some leaders may begin with more moderate positions that make concessions to other ethnic groups in the aim of facilitating greater national cooperation. However, in a plural society, where preferences of the ethnic group are uniform and intensely held, and gains to other groups are considered as losses to the ethnic group, this is not a winning strategy. More moderate ethnic group leaders are then outbid by other political entrepreneurs who promise larger gains exclusive to the ethnic group. These leaders can even stir up greater animosity between ethnic groups to win stronger support from within their own ethnic group.

For majority ethnic groups, an outbidding strategy can lead to electoral success at the expense of the country’s ethnic minority groups. Though, success at the polls does not necessarily come without its residual consequences, even for majority ethnic groups. Outbidding includes extremism and othering of outgroup members that reinforce the zero sum game between groups even when the majority group controls the state. For minority ethnic groups, especially those in countries that have a large ethnic group comprising over

50% of the country's population, ethnic elite outbidding can lead further down the road to violent extremism as groups with intense preferences find themselves excluded permanently from holding legitimate positions of political power.

A particular dilemma involved with outbidding is the tendency for the process to spiral outward. When one ethnic group becomes politicized and moves toward extremism other ethnic groups follow in a surge of outbidding. Prior ethnic cleavages deepen and become galvanized. Eventually compromise between groups is no longer attainable.

### **3.5 Legitimacy**

Eroding the legitimacy of government institutions can have a detrimental impact on the survival of the state and may even lead to violent unrest. Consider the social choice mechanism of majority rule. When a pluralistic society determines collective choice outcomes through majority rule, the majority wins their preferred policy outcome and the minority loses. One might think that the minority would have a problem with this and fail to accept the outcome. However, because individuals in a pluralistic society have diverse preferences over a range of issues it should work out that an individual may be in the minority on a certain policy issue today and be a member of the majority on another policy choice the next day. Individuals can rest assured that government institutions fairly allocate goods and adopt a "you win some, you lose some" attitude. On the other hand, in plural societies "when individuals have incompatible preferences and expect these incompatibilities to persist over a number of important issues, then it is not likely that a consistent 'loser' will grant the political institutions legitimacy" (Rabushka and Shepsle, 1972, 52).

Lack of trust in institutions to produce equitable outcomes can lead individuals to seek desired outcomes in extrainstitutional ways. Frustration with consistent losses can set the stage for unrest. Protest is thought to occur when attempts to make progress through the usual institutional pathways fails. However, the act of protest suggests that individuals involved assign at least some legitimacy to institutions and identify protest as a useful tactic

to make change through means that keep those institutions in tact. On the other hand, when institutional legitimacy fizzles out completely, there is little to be gained from peaceful protest <sup>3</sup>.

### 3.6 Preference Intensity

Another issue that affects outcomes, according to Rabushka and Shepsle (1972), is preference intensity. Individuals make choices based on preferences. When it comes to making collective choices, as detailed above, individual choices are limited and aggregated through institutional mechanisms. Yet, procedures of simple majority rule, and the like, adopt decisions based on a preference count, assuming all preferences have equal weight. But there are significant behavioral implications involved with incompatibilities in affect concerning preference. A classic example of the dilemma of preference intensity is the case of an apathetic majority selecting a winning policy against a passionate minority.

More intense preferences are problematic in a few ways. First off, high intensity preferences against a policy chosen by the majority makes accepting the outcomes produced by majority rule challenging. Coupled with the low legitimacy awarded to institutions under which an individual is always losing, high preference intensity for the losing outcome can lead to conflict. Rabushka and Shepsle (1972) also describe how preference intensity influences individual calculations of acceptable cost bearing or how far an individual is willing to go to obtain their preferred outcome. The more intensely a preference is felt the more likely it is that individuals will subscribe to extremist pleas against competing groups, and the less likely it is that a compromise over social goods can be found. Finally, intense preferences are nonnegotiable, so much so that attempts to deescalate intergroup conflict can be seen as a betrayal to the group. It is this intensity of preference for gains to the ethnic group solely that is fueled by, and reciprocally fuels, ethnic outbidding.

---

<sup>3</sup>There are exceptions. When Egyptians protested the Mubarak regime in 2011 the goal was to oust the brutal regime. Though, protestors found the regime to be illegitimate, not the institutions per se. Furthermore, once the regime was ousted and Islamists gained control of the government repression continued and violence ensued.

### 3.7 Nature of Ethnic Identity

While most scholars of ethnic party behavior credit Rabushka and Shepsle (1972) as seminal to the literature, the model is often criticized for its supposed primordialist assumptions which overemphasize the static nature of ethnic allegiances. I assert that the critique of Rabushka and Shepsle somewhat oversimplifies their argument painting their portrayal of ethnicity as more deterministic than it actually is. The argument laid out in *Plural Societies* (1972) does not rely on the supposition that ethnic salience is inherent or immutable, as primordialists contend. Primordial sentiments, where they exist, are instead a product of historical circumstance and appeals from political elites of the ethnic group and the rhetoric of the exclusionary ethnic political party.

Chandra (2005) takes issue with a main assumption of the Rabushka and Shepsle (1972) model which she claims stresses the deterministic nature of ethnic affiliation and antagonisms between ethnic groups. In her research, Chandra (2005) argues that the pessimistic attitude regarding the inherent dangers of ethnic party formation is unwarranted. She counters with the assertion that choice of group membership exists on more than one dimension of identity. Basically, Chandra's model begins with the same rational choice assumptions as Rabushka and Shepsle (1972). The innovation lies in her relaxing the assumption that ethnic affiliations produce irreconcilable boundaries between groups. Though Chandra (2005, 245) does not deny the existence of ethnic outbidding, she attributes the process to the institutional setting that imposes "artificial fixity on ethnic identities". She claims that when ethnic parties, fragmented along multiple lines of identity, are encouraged and properly incorporated into government the process of outbidding toward outer extremes circles back to the center, resulting in a centrist equilibrium. Chandra (2005, 240) concludes with a prescription for fostering, rather than limiting, ethnic identity politics, stating that a "multitude of freely forming ethnic majorities may be a more effective safeguard against destabilization of democracy than the imposition of constraints on any single one".

The extension of the Rabushka and Shepsle (1972) model that I present below shows that

the imposition of constraints on ethnic parties can be an effective safeguard against conflict as well. Furthermore, limiting the politicization of ethnicity can work in plural societies that are already deeply divided along a common faultline of ethnic identity. Like Chandra, I also assume that ethnic identity is not fixed or immutable, however, I argue that when ethnic rivalries, built under divisive colonial institutions, persist for long periods of time they are not as fluid as Chandra suggests, especially when ethnic identity corresponds to ascriptive, physiological traits. Chandra demonstrates the value of her model with a single descriptive case, India, which is uniquely suited for positive predictions, with cross-cutting cleavages of caste, class, religion, etc. In plural societies, without much integration between ethnic groups along sociocultural or economic lines, a different solution is required. I assume that ethnic identity, like institutions, can be “sticky”, in the sense that even if it is in an individual’s best interest to collaborate with members of another ethnic group in order to form a winning coalition, loyalty to ethnic group interests may prevent the individual from performing this seemingly rational action.

I expect ethnic identity among minority ethnic group members to be even more salient and consequently more “sticky”. For example, in the US, whites comprise the dominant ethnic majority. In recent history, the majority of whites vote for the Republican Party during elections. If ethnic identity were absolutely fluid, and self-created, members of minority ethnic groups could simply find other associations with Republicans, say religion or economic class, and the Republican Party would gladly welcome their support. The problem is, ethnic identity can be ascriptive. Minority ethnic group members are not immediately guaranteed the same privileges as whites when they join predominantly white political parties, and it is more likely that their interests specifically dealing with their ethnicity will be overshadowed by the interests of the dominant ethnic group. Ethnic identity, then, is not defined solely by an individual or an ethnic group, it is also a feature impressed upon individuals from larger society. In the US, African Americans do not get to switch to another identity when disproportionately targeted by police. Even third or fourth generation Latinos deal with

ethnic stereotypes concerning their citizenship status or language acquisition. However, ethnic identity cannot be described as perfectly fixed either.

### 3.8 Proposed Solutions to Problem of Outbidding

The purpose of institutional engineering is to properly incentivize cooperation between ethnic groups within a country to prevent ethnic outbidding leading to conflict. As I have demonstrated, potential for conflict is especially high for minorities constantly on the losing end of policy decisions. So, institutions must reverse the destabilizing move toward ethnic outbidding and integrate minority interests in a democratic system fundamentally based on majority rule (Beissinger, 2008, 91). A successful solution would produce institutional incentives for leaders of ethnic majorities as well as ethnic minorities to work together. Furthermore, institutions should allow individual members of every ethnic group to attain representation<sup>4</sup> at the national level through leaders accountable to their interests. When ethnic constituents have alternative parties to choose from they can hold political leaders accountable by voting out those that are unsatisfactory.

Chandra argues for methods of institutional articulation of ethnic group interest that bolster cross-cutting cleavages of ethnic identity. In her model, Chandra identifies the way this institutional design works to reverse the spiraling of ethnic outbidding and swing ethnic elite preferences toward the center. At the level of the masses, institutionalizing cross-cutting cleavages allow individuals a choice of party affiliations based on which aspect of multidimensional identity best suits their interest. Chandra (2005, 236) comes out against institutional restrictions on ethnic party formation claiming that “a multitude of freely forming ethnic majorities may be a more effective safeguard against the destabilization of democracy than the imposition of constraints on any single one”. The model is plausible for a country like India, where there are multiple cross-cutting cleavages of identity. In plural societies, where cross-cutting identity cleavages do not exist, it is difficult to see how this institutional design

---

<sup>4</sup>Some would argue that descriptive representation, or representation of marginalized individuals by members of their own identity group, is key here (Mansbridge, 1999)

would prevent conflict between groups.

Chandra's extension to the Rabushka and Shepsle (1972) ethnic outbidding model includes an additional assumption that ethnicity is not a fixed trait, but a fluid concept and that individuals, imbued with multidimensional identities, may switch ethnic affiliations. In other words, if any one dimension of ethnic identity could be easily cast aside in favor of any other dimension then individuals would be able to choose a political party that offers the greatest benefits based on that association. For instance, if an individual is a member of a minority linguistic group that receives little public benefit that member could simply choose to join a political party based on their religious affiliation instead. I find this assumption to be problematic. Based on this idea, Chandra (2005, 242) asserts that:

Individuals care only about being members of the group that is promised rewards by the winning party. Faced with a choice of party positions on different identity dimensions, voters will favor the dimension of their identities that places them in the majority group. Thus if they are in a majority or a minority on both dimensions, they will be indifferent between the two. But if they are in the majority on one dimension and the minority in other, they will favor their majority identity.

I maintain, as I have argued above, that ethnic identity, while certainly socially constructed is not perfectly fluid, particularly to the extent that it corresponds with identifiable physiological characteristics. I am also suggesting that even if the transition between one identity affiliation to another were so simple and the ability to switch affiliations enabled individuals a choice between parties, there is no proposed mechanism in place to prevent ethnic outbidding. In this model, centrism is contingent on the institutionalization of a symmetric cleavage structure, where no primary ethnic group crosses the 50% threshold. She shows that when cleavages are asymmetric "party competition should, in contrast, produce a politics of competitive polarization"(Chandra, 2005, 243). In plural societies, without cross-cutting cleavages, ethnic group elite have no incentive to moderate or appeal to members outside of their own ethnic communities. Without incentives to produce centrism among



elite there is no way to reverse the process of ethnic outbidding. Moreover, there is no way to move away from the zero-sum game between ethnic groups.

In my review of the literature I discuss several other solutions proposed to manage prior ethnic divisions and persistent hostilities in plural societies. Power-sharing is a strategy intended to offer ethnic group members the ability to maintain representation and allow elites to share control of government. Collective choice procedures that rely on cooperation between ethnic party elites can only be stable when incentives to do so are high for all parties. Lijphart emphasizes that consociational democracy “entails conscious cooperation among elites of different communities to control the destabilizing effects of open ethnic competition”(Rabushka and Shepsle, 1972; Lijphart, 1969, 19), a seemingly daunting task even when highly incentivized (Horowitz, 1985, 2014). When one of the ethnic groups sharing power is a clear majority the incentive to evenly split social goods wanes. However, even when incentives for ethnic power-holding elites are high, their competitors have less incentive to stick with the status quo. Additionally, Roeder (2005) points out that in power-sharing situations, all issue matters remain ethnic and not national, reinforcing a constant zero-sum game between groups. Due to the lack of integration, ethnic outbidding is the best method of gaining support for the party. Finally, in power-sharing scenarios, majority groups retain the agenda-setting power (Horowitz, 1985) which grants this group the ability to drown out the competition.

Proportional representation can be beneficial, more so than plurality electoral systems, in the sense that by facilitating entry of multiple parties in government, ethnic minorities are much less likely to be excluded (Lublin, 2016). However, the incentive for extreme ethnic outbidding among ethnic group elites is still present. As long as ethnic parties are formed in plural societies, organizing politics along ethnic lines prevents party leaders from working with other groups toward national goals. On its face, the PR institutional design would seem to decrease polarization by eliminating the dilemma of minority ethnic groups being relegated to permanent losing minorities on policy. The problem is that inclusion in government does

not necessarily translate to real gains for the ethnic minority group. In some cases, coalition formation can lead to greater agenda-setting power of multiple minority groups, but this would not be true in countries with a large majority ethnic group.

I argue that implementing constitutional ethnic party bans with spatial distribution requirements can provide the incentives necessary for ethnic elites to moderate as well as offer members of ethnic groups, minority and majority, choice between parties. Moreover, I argue that facilitating aggregation of ethnic group interests at the party level, through bans on exclusively ethnic parties, can offer greater stability for new democratic institutions.

### **3.9 Ethnic Party Bans as a Solution to Outbidding**

In my model, I assume that ethnicity can be somewhat fluid, but also characteristically “sticky”. This is especially true for plural societies. Because of the stickiness, members of an ethnic group cannot choose a different party that represents another identity dimension. Instead, the only way to allow for choice between parties is to facilitate multiethnic parties. Additionally, the only way to prevent elites from ethnic outbidding is to require elites to recruit a nontrivial proportion of members from other ethnic groups.

I posit that institutions designed to facilitate interethnic cooperation through aggregation of preferences at the party level are more effective in reducing ethnic outbidding and resulting conflict than institutional solutions designed to articulate preferences specific to ethnic groups. This aggregation of multiple ethnic group interests can be achieved through constitutional bans on exclusively ethnic parties. “Soft” bans, which simply prevent parties from registering and/or competing in elections when membership is exclusive to one ethnic party can achieve this goal as ethnic elites must work to become more inclusive of other groups, subsequently reversing outbidding. By enforcing spatial distribution requirements, “hard” bans ensure parties must work to gain a certain threshold of supporters from each region of the country where distinct ethnic groups reside, going a step further to create multiethnic parties with national platforms, rather than a coalition of ethnic groups that may

still exclude other groups<sup>5</sup>. Political elites must, then, expand party platforms to include concessions for multiple ethnic groups that must be attracted in order to form a winning coalition. These requirements begin a process of party competition over the support of multiple ethnic groups. To become competitive, leaders of nationalized parties need expand the party platform to appeal to ethnic minority groups by promising to offer public goods across cleavages, rather than promising exclusive gains to any one ethnic group. More importantly, this institutional solution requires even majority ethnic groups to moderate and adopt a position of cooperation between groups or face disqualification from electoral competition.

Ethnic party bans with spatial distribution requirements reduce ethnic conflict by affecting the incentives of both political elites and ethnic group members. First, bans eliminate the incentive for ethnic outbidding among political elites. In order to obtain positions of power, ethnic party elites can no longer shape platforms with promises of gains exclusively to their own ethnic group. Instead, elites must compete to be the most inclusive, leading to the formation of parties focused on the national over communal interest. This focus effectively eliminates the zero sum game between ethnic groups, rewarding elite centrism over extremism. Secondly, constitutional banning also allows ethnic group members a choice between parties, but rather than having to prioritize aspects of identity (e.g. class status over religious affiliation), as the Chandra model suggests, individuals have more than one multiethnic party to choose from. Interests specific to minority ethnic groups are not superseded by interests of the larger ethnic group for when they are, members can make the choice to join another, more appealing multiethnic party. Third, requiring a diverse party membership also solves the problem created by permanent ethnic majorities. Furthermore, parties that cannot or will not alter their message to attract a diverse base will fail. When parties fail, other parties that can diversify will replace them. Constitutional ethnic party bans,

---

<sup>5</sup>Of course, for spatial distribution requirements to be effective ethnic groups must reside in fairly distinct regions of a country. For example, if an ethnic majority had at least a small base of support in all regions, spatial distribution requirements would not work to coerce diversification. Assuming regional segregation of ethnic groups, especially in plural societies, holds up empirically. This is the reason ethnic party bans use spatial distribution requirements, rather than establish a quota of minority ethnic group membership.

thus should eliminate ethnic outbidding and the societal conflict that ethnic outbidding can generate.

### 3.10 Model Predictions

Now that I have presented the theory the following argument explains how ethnic parties create the conflict inherent in a plural society and how ethnic party bans may work to preclude violent and nonviolent unrest. Once I address the ways the three conditions (ethnic party, banned ethnic party, no ethnic party by choice) produce various preferences among individual members of an ethnic group we can then tackle the problem of how we get from ethnic antagonisms to protest/unrest.

The first prediction concerns the outcomes expected to follow from an ethnic group having no exclusive ethnic parties, without the implementation of an ethnic party ban. This will be the baseline. I assume that ethnic elites interested in forming an ethnic party are able to do so in countries without constitutional party regulations prohibiting their formation. Following Arrow's Theorem, political behavior follows a basic pattern: "people have preferences and seek to satisfy them subject to the political 'rules of the game' " (Rabushka and Shepsle, 1972; Arrow, 1951). Since politics, and consequently the gains from political victories, are not organized along ethnic cleavages, there is no reason to believe that conflict as a result of being on the losing end of a particular policy would organize around ethnic lines. In the absence of ethnic parties and more importantly ethnic outbidding, there is no catalyst for increasing polarization between ethnic groups to arise from newly competitive elections. In less democratic societies legitimacy issues can be expected to arise, and this scenario will be examined below when institutional arrangements are given a more thorough treatment.

So, what happens when ethnic parties enter the equation? Considering the options, in the broadest of terms, we can expect that organizing ethnic parties will lead down a path to either peace (status quo), or to conflict, be it violent or nonviolent.

### 3.10.1 Ethnic Parties and Conflict

The phenomena of ethnic outbidding among ethnic group leaders vying for power in new democracies is empirically established and fairly uncontroversial. The tendency of ethnic elites to move toward ideological extremes to secure and mobilize an ethnic base has led to a vast literature positing myriad solutions to this problem, which I have outlined in detail. Elite appeals to extreme ideology, of course, impact preference intensity of individual members of the ethnic group toward gains specific to the ethnic group and also, typically, for losses to rival groups creating deeper interethnic antagonisms. Furthermore, extremism does not often foster trust in multiethnic democratic institutions, which makes ethnic outbidding a vicious cycle. The lack of trust in institutions to secure fair outcomes, particularly for ethnic minorities finding themselves in the permanent losing minority on policy outcomes, further deteriorates the legitimacy of national institutions.

Preference intensity toward exclusively ethnic gains coupled with legitimacy lent to government institutions affects whether group members opt for a violent or nonviolent outlet to resolve policy issues. When group gains cannot be achieved through government channels, the status quo is no longer an acceptable option. In order to select nonviolent demonstration as the best course of action, individuals must believe that the action will create some sort of change. A protest is essentially a drawn out vote, usually for a single preference issue, which demands numbers and visibility and, by definition, a commitment to peaceful means. Of course, extremist ideology does not usually endorse patience, and does not always draw support from large numbers of an ethnic group. Furthermore, ethnic parties do not limit agendas to single issues, but rather promise to further a multiplicity of interests specific to the ethnic group, and more importantly, against competing ethnic groups. Violent unrest occurs when legitimacy assigned to government institutions is low, which is precisely what extremist rhetoric can accomplish. Extremist outbidding galvanizes the notion that ethnicity largely makes up the “substantial content of [one’s] individuality. [To] subordinate these specific and familiar identifications in favor of generalized commitment to an overarching, and somewhat

alien, civil order is to risk a loss of definition as an autonomous person absorbed in culturally undifferentiated mass or worse dominated by another group” (Rabushka and Shepsle, 1972, 66). To make matters worse, ethnic political entrepreneurs stress the nonnegotiable nature of ethnic conflict with the idea that accommodation of opposing groups is a betrayal to one’s own ethnic group. Violent conflict can satisfy the urgency of extremism, and it does not require mass participation to produce its desired result, which leads to my first hypothesis:

*Hypothesis 1: Ethnic groups with exclusively ethnic political parties will engage in higher levels of violent conflict than ethnic groups banned from forming ethnic parties and those that choose not to form ethnic parties.*

### **3.10.2 Ethnic Party Bans and Conflict**

Hypothesizing that ethnic party competition produces increased violent conflict leads to the question: does preventing ethnic party organization preclude unrest? If instituting constitutional bans on ethnic party formation by enforcing spatial distribution requirements can curb ethnic outbidding, ethnic leadership incentives change. It is no longer in the best interest of ethnic elites, whether established elites or entrepreneurs, to appeal strictly to ethnic identities in order to gain the support of a minimum winning base. Elites from different ethnic groups must not just cooperate with each other within multiethnic parties, they must also temper their platform to allow for moderation and establish agendas which promise public goods availability to those outside ethnic group boundaries as well as those within. It follows that without leaders engaging in extremist ethnic outbidding, preference intensity toward exclusive gains for an ethnic group would not flare to the point of inciting unrest. Moreover, nationalizing parties enhances institutional legitimacy for a couple of reasons. First, without leaders stressing the importance of gains exclusive to the ethnic group and instead emphasizing national goals, institutions that can deliver become more appealing. Second, establishing multiethnic parties breaks the cycle of minority ethnic groups being on the permanent losing side of policy.

Preventing ethnic groups from forming exclusively ethnic political parties is not the

equivalent of preventing ethnic groups from all political representation, especially when ethnic party bans are equally applied across all ethnic groups by constitutional law. When groups are banned from ethnic party organization, ethnic group leaders have a choice, and that is to organize a political party that is not exclusively ethnic, facilitating, or perhaps more aptly, coercing groups to collaborate across ethnic lines.

*Hypothesis 2a: Ethnic groups banned from ethnic party participation will engage in lower levels of unrest, both violent and nonviolent, as compared to ethnic groups that have ethnic parties.*

Though, even when ethnic constituents have choices between various multiethnic, national parties, some ethnic minority groups, especially those that have encountered prior persecution, may still not find their preferences sufficiently represented by the newly multiethnic major parties, especially if those parties encompass groups that have done the persecuting.

Some countries host over 100 minority ethnic groups. Leaders of large multiethnic parties must appeal to many ethnic groups in order to fulfill the spatial distribution requirement specified in the constitution. However, they perhaps cannot always appeal to every small minority group, even when policy gains are intended to be national rather than communal. For a nationalized party to obtain a minimum winning coalition, the party does not need to cater to the preferences of every ethnic minority, whether constitutional bans are “soft” or “hard”. That is not to say that policy preferences are inextricably linked to ethnic identity. For example, in many African countries, economic sectors correspond with specific ethnic groups just as many ethnic groups reside in distinct regions. A national policy that undercuts the livelihood of nomadic peoples or farmers, for instance, who are not necessarily considered to be key demographics to the multiethnic party’s minimum winning coalition, is not a communal policy by definition, but it is a policy that produces losses for specific ethnic groups. That means some minority ethnic groups can encounter the same problem of being relegated to a permanent losing position on policy according to their group interests. While the opportunity to be included in national parties should confer some level of legitimacy to

electoral institutions, when it comes to representation of group-specific interests, legitimacy is lacking.

If ethnicity were perfectly fluid, members of these minority ethnic groups could simply choose whichever multiethnic party they please, even if the party did not specifically cater to the minority group's preferences. But because ethnicity is sticky, minority ethnic groups cannot simply abandon their ethnic affiliations when it seems to be in their interest. On the one hand, in plural societies, historical ethnic relations can make it difficult for some groups to work together in the same party, on the other, ascriptive characteristics make it difficult to slip off ethnic identity for the sake of convenience.

In this situation, waning institutional legitimacy is less a matter of the institutions in place (which benefit multiethnic interests), but more an issue of who controls the institutions and the way the structure in place keeps those in power. Preference for group specific gains remains intact, but I do not expect preference intensity to be extreme. Reversing the process of ethnic outbidding will also ease ethnic tensions between groups. Even if some minority groups are not equally represented, they are not actively antagonized by rival ethnic parties.

To be clear, in the absence of ethnic outbidding, which produces extreme preferences for all groups to secure gains exclusive to their own ethnic groups, small minority groups may have preferences for gains to their group that are not being incorporated into the nationalized party agenda, but perhaps not the kind of radical preferences that produce violence. Instead, peaceful demonstration is arguably the more effective tactic.

*Hypothesis 2b: Minority ethnic groups banned from ethnic party participation will engage in higher levels of nonviolent protest, as compared to ethnic groups that have not been banned from forming parties.*

### **3.10.3 Democracy and Party Type**

Despite the cleavages produced by ethnic party affiliation, strong democratic institutions that can facilitate cooperation between parties through adequate representation should alleviate the propensity toward civil conflict. Birnir (2007a) and Chandra (2004, 2005) offer



compelling arguments for the way institutions can work to facilitate cooperation between ethnic parties in a way that benefits the groups in particular and new democracies more broadly. Their work points out that ethnic parties do not necessarily create greater conflict potential when formed under the right conditions or funneled into the proper channels of representation. While I have already discussed how these arrangements seem fairly difficult to manage and may only leave ethnic groups in a fragile state of cooperation, it is useful to explore the potential interactive relationship between democracy and ethnic parties and how this influences conflict.

The two primary mechanisms, legitimacy and preference intensity, are both affected by institutional structure of government and how open those institutions are to all ethnic groups. Whether institutions provide fair opportunities for representation and outlets to resolve grievances or if they instead work to serve the interests of a limited portion of the populous, the direct impact on institutional legitimacy is clear and daunting. Open, democratic institutions should matter for preference intensity as well. Dealing with repression and lacking an outlet or opportunity to get a fair shake somewhere down the line would, of course, produce tensions for ethnic group members, particularly minority groups.

Let us walk back through the hypothesized scenarios discussed above and address how each projection may be altered based on changes in strength of growing democratic institutions. Starting with violent conflict as an outcome, the theory of ethnic outbidding supposes that ethnic groups with parties will exhibit greater levels of violent conflict, whereas ethnic groups banned from forming ethnic parties would have an equally low level of violent unrest as groups with no parties or bans. However, as I discuss in earlier chapters, a corpus of literature developed by proponents of consociationalism argues that representation of ethnic groups through ethnic parties can be highly advantageous. I argue that power-sharing and proportional representation do not offer strong enough incentives for ethnic elites to moderate or cooperate. However, in strong democracies cooperation should be much easier to facilitate. It also may be the case that in countries with greater democratic norms and

practices, the kind of institutional compromises suggested to prevent ethnic outbidding that facilitate articulation or aggregation of ethnic group interests will work better than they do in newly democratizing countries, diminishing the positive impacts of banning ethnic parties.

It is also worth noting that ethnic outbidding is a process that occurs as plural societies become open to multiparty electoral competition. Newly independent countries, or countries moving away from a one-party system are, by definition, less democratic than those with established electoral institutions. Therefore, ethnic party formation and competition would be most dangerous for countries without well-developed democratic institutions. Entrenched democracies, or those with free and fair elections, low corruption and repression, checks on government overreach of power, etc, should bring about greater institutional legitimacy. The legitimacy conferred by strong democratic norms and institutions should prevent even extremist ethnic group leaders from mobilizing ethnic group members toward violence.

*Hypothesis 3a: More democratic countries that facilitate representation of ethnic parties will see less violent unrest among ethnic groups, while closed systems of government will produce more conflict from ethnic parties.*

The model expectation for ethnic group elites that have been banned from forming parties is that their members will eschew violent conflict as they must move away from exclusively ethnic political associations in favor of those that are more inclusive. As ethnic groups gain greater opportunity for representation through open, democratic institutions, however, some ethnic minority groups may find they are less well-represented by established nationalized parties. Minorities without equal access to the fruits of democracy may radicalize as the nation becomes more democratic and their interests are still left behind. For minority groups that have banded together with larger ethnic groups some may come to find their interests are not on equal footing with those of other larger ethnic groups within the party. Both Rabushka and Shepsle (1972) and Horowitz (1985) discuss how minority ethnic groups members in plural societies generally fear intergroup collaboration which could result in domination of the smaller group by the larger group.

Alternatively, minority groups that find themselves lacking access to the nationalized parties altogether may either be too small to have real bargaining power or find themselves in the position to form a competitive opposition, which can make them targets of nationalized parties. When multiethnic parties fail to benefit minority groups, even when they claim to serve national interests, legitimacy may quickly diminish as the limitation of democratic competition for minority ethnic groups has the potential to appear even more unjust as democracy increases.

At a glance, one might assume that more repressive institutions may create greater group incentives toward violence, across the board. In fact, there is some evidence that more repressive institutions may actually benefit growing multiethnic parties by blocking electoral prospects of regional competitors. In a recent empirical study of the causes of party nationalization Lublin (2016, 9) finds that:

“Incentives, corruption, and force may result in more votes being cast or recorded for the ruling, nationalized party. Countries with extremely high levels of repression, like Equatorial Guinea and North Korea, take this approach to the extreme as they report almost all votes as in favor of the ruling party. But even less thoroughly illiberal regimes may still limit democratic competition, albeit to a less drastic extent. Regimes that govern countries with weak identification with the state may be especially likely to limit ethnic and regional parties that could form the nucleus of opposition to either the government or the unity of the state.”

Thus, in democracies opposition has a better opportunity to form. The minority ethnic groups forming the opposition create a problem for the nationalized party in power. Bans on ethnic parties ensure that winning national parties can shut out smaller opposition leaders whose only potential base would be ethnic. Well-established multiethnic parties may also accuse rival opposition parties of assembling a primarily ethnic base in order to knock them out of the race. In Tanzania, for example, well after independence, the majority multiethnic party, *Cama cha Mwinduzi* (CCM), attempted to choke out competition of opposition parties

with strong local bases of support that threatened to undermine the nationalized party's base in those areas (Kelsall, 2013). The CCM retained a hold on the state through popular support for 20 years after independence. As democratic institutions strengthened, several opposition parties developed, on in particular, NCCR-Mageuzi party, which stood a real chance at challenging the regime. The CCM identified the NCCR-Mageuzi as a 'Chagga' party effectively labeling the party communal and unable to compete in elections. The CCM did the same to the UDP and CUF, claiming each party was not representing national interests (Bertrand and Haklai, 2014).

The failure of large multinational parties to represent the interest of some minority ethnic groups I have already discussed. I expected minority groups without representation in countries with ethnic party bans to engage in higher levels of protest. When the same situation occurs in democracies, I expect ethnic leaders of minority groups to turn back to ethnic outbidding, as mobilizing ethnicity in this way may be the only tactic left to combat nationalized parties with a lock on elections. The increased preference intensity brought about by outbidding and unequal access to government, as compared to other groups, should lead to increasing violent unrest.

*Hypothesis 3b: Banned parties will be more conflict prone in governments with open democratic institutions than closed governments.*

As far as levels of protest are concerned, I predict that repressive conditions will dampen protest for ethnic groups regardless of party status. In more democratic conditions, both ethnic groups with parties and those banned from forming parties may engage in greater levels of protest, in order to bring issues specific to the ethnic group into the public eye. This tendency may be greater for the ethnic group with an ethnic party as parties offer organizational benefits that increase mobilization potential.

## Chapter 4

# Data and Methods

In this chapter I begin by identifying my universe of cases, discuss the operationalization of variables, and outline my data collection methods and sources. I provide graphic depictions of the data as well as descriptive statistics. Finally, I clarify and justify my research design.

### 4.1 Measures

#### 4.1.1 Universe of Cases

The following sections will present an analysis of the relationship between ethnic parties, banned ethnic parties, and the intensity of internal political strife. Thus, the emphasis is not on all ethnic groups, but ethnic groups that have the potential to engage in conflict. These groups are established in the Minorities-at-Risk (MAR) dataset (Minorities at Risk Project, 2009). Gurr (1994, 349) defines a minority at risk as a group which “collectively suffers, or benefits, from systematic discriminatory treatment vis-a-vis other groups in the country or countries in which it resides”.

The most recent dataset from MAR includes 337 ethnopolitical groups well suited for a comparative analysis. Data covers the years between 1985 and 2003 and was collected by John Ishiyama (2009)<sup>1</sup>. Ishiyama followed Birnir (2007) to establish an appropriate universe

---

<sup>1</sup>There has been an update of MAR data to cover years 2004 through 2006. Unfortunately, several key variables have changed and no longer match up with earlier versions of the data. In particular, the indices of economic and cultural differentials between ethnic groups has been eliminated, which serves as an important group characteristic in my models.

Protest Dependent Variable	
0	No protest reported
1	Verbal Opposition (Public letters, petitions, posters, publications, agitation, etc.)
2	Symbolic Resistance: Scattered acts of symbolic resistance (for example, sit-ins, blockage of traffic, sabotage, symbolic destruction of property)
3	Small Demonstrations: A few demonstrations, rallies, strikes, and/or riots, total participation of less than 10,000.
4	Medium Demonstrations: Demonstrations, rallies, strikes, and/or riots, total participation of less than 100,000.
5	Large Demonstrations: Mass demonstrations, rallies, strikes, and/or riots, total participation greater than 100,000.

Table 4.1: MAR Protest Scale for Ethnic Group-Year

of cases using MAR. The sample only includes countries that had at least one “relatively competitive” election from 1985-2003, in order to capture the effects of outbidding as a result of electoral competition, resulting in a total of 213 groups from 82 countries.

#### 4.1.2 Dependent Variables

I use two dependent variables measuring both levels of protest and levels of violent conflict to allow for comparison to Ishiyama’s analysis. Both are ordinal level measures with multiple categories. The protest and rebellion indexes will be used separately from one another in order to parse out different effects for either protest or rebellion and war. In order to capture a range of internal political unrest, I use the protest and rebellion indexes from MAR (Minorities at Risk Project, 2009). Protest scores from MAR range from 0 to 5. Table 5.1 demonstrates the level of peaceful unrest each value represents. Each level of the variable categorizes the amount of nonviolent activity observed as being produced by members of an ethnic group. The MAR defines a nonviolent activity as that which does not cause physical harm to another individual. Mention of symbolic acts of resistance, sabotage, and riots refer to acts committed against nonhuman targets. The rebellion index from MAR, presented in Table 5.2, ranges from low level violent unrest to protracted civil warfare and is ranked from 0 to 7. The following listing demonstrates what each value represents within this index.

Conflict Dependent Variable	
0	None reported
1	Political banditry, sporadic terrorism (fewer than 6 events)
2	Campaigns of terrorism (more than 6 events)
3	Local rebellions: armed attempts to seize power in a locale except cases that are the beginning of a protracted guerrilla or civil war during the reported year.
4	Small-scale guerrilla activity which includes fewer than 1000 armed fighters, sporadic armed attacks, and attacks in a small part of the area occupied by the group.
5	Intermediate guerrilla activity includes one or two of the defining traits of large-scale activity and one or two of the defining traits of small-scale activity.
6	Large-scale guerrilla activity includes all of the following traits: more than 1000 armed fighters, frequent armed attacks, and attacks affecting large part of the area occupied by the group.
7	Civil war: protracted civil war fought by rebel military has all the characteristics of large-scale guerrilla activity, plus rebels control large scale base areas that are secure over time.

Table 4.2: MAR Rebellion Scale for Ethnic Group-Year

### 4.1.3 Focal Independent Variable

Most variables on ethnic group characteristics come from the MAR, with the exception of my focal independent variable, ethnic party status. Ishiyama (2009) employs Brass (1991)'s definition of ethnic party for data collection purposes and operationalizes the concept defining an ethnic party as an entity that either:

- (a) proclaims itself as the primary representative of the ethnic group and only that group OR
- (b) is widely regarded as the first party to represent the interests of that group and only that group. Thus, the definition would include parties that identify themselves as the representative of a particular group (such as the Magyar Coalition in Slovakia or the Bodo People's Liberation Front in India) as well as parties that are widely regarded as ethnic despite proclaiming themselves officially as nonethnic (such as the Movement for Rights and Freedoms in Bulgaria, which is largely a party of ethnic Turks).

To create my focal independent variable I use information on ethnic party formation from Ishiyama and add information on ethnic party banning. Data on banning was obtained through the Comparative Constitutions Project web tool. The project was launched in 2005

and through partnership with Google Ideas, collected, analyzed and organized thousands of constitutional texts in a highly searchable format at [constituteproject.org](http://constituteproject.org). I coded ethnic parties as banned for each year during which the constitutional text expressly prohibited party formation and/or existence based on tribalism, parochialism, language, regional sectarianism, etc. (excluding the prohibitions expressly based on limiting racial or national hatred addressed in many constitutions) <sup>2</sup>.

I employ a less conservative criterion for bans than Basedau and Moroff (2011). Unlike, Basedau and Moroff (2011), who only analyze party bans that are strictly observed in Africa <sup>3</sup>, my definition includes any constitutional ban placed on ethnic party organization spanning a country, whether or not there are strong measures in place to curb party activity by groups that have been banned. First of all, banning an ethnic party from participating in politics is a symbolic act as well as it is pragmatic. A ban, then, no matter how harshly enforced, can still produce ethnic group grievance. Secondly, even bans that are not well-enforced prevent ethnic parties from political competition in a meaningful way, such as in cases where an ethnic group can circumvent the ban to participate in elections. For instance, when a party includes a small proportion of members not in the group or when the party's name is not particularist the party is not considered to be banned and retains the categorization of 'party'. Third, even if a ban is weakly enforced, ethnic groups banned from political competition via an ethnic party arguably have less mobilization potential than ethnic parties that can openly organize with government support. Finally, it is important to investigate whether "soft" ethnic party bans work to prevent unrest, perhaps even more so than "hard", strictly enforced bans as a practical matter. If a simple alteration of rules reduces conflict there should be no need for countries to go to the trouble of maintaining enforcement mechanisms.

---

<sup>2</sup>In the tables and graphs describing the data I have included constitutional bans placed after 2006 (where the sample is cut off). I am attempting to provide a full depiction of the proliferation of bans and where they are implemented. It is also important to cover the more recent ethnic party bans to help identify model performance on more current cases.

<sup>3</sup>Another obstacle to relying on Basedau and Moroff (2011) is that their data sources are not altogether transparent. The authors explain that their determination concerning which ethnic groups are subjected to strongly enforced party bans is derived from multiple qualitative sources. It is therefore not possible to extend their procedures of sample selection to party bans outside of Sub-Saharan Africa



A variable capturing level of democracy is included to investigate an interactive effect between ethnic party/ban and democracy on level of unrest. Data for this variable was collected from the Polity IV database (Polity IV, 2009) and is based on the POLITY2 variable<sup>4</sup>. The indicator combines both scales of institutionalized democracy and institutionalized autocracy together. The democracy portion is constructed to operationalize institutionalized democracy, which is conceived of as:

“three essential, interdependent elements. One is the presence of institutions and procedures through which citizens can express effective preferences about alternative policies and leaders. Second is the existence of institutionalized constraints on the exercise of power on the executive. Third is the guarantee of civil liberties to all citizens in their daily lives and in acts of political participation.”

The logic of the institutional autocracy portion of the scale is essentially the inverse. The score for this variable ranges from -10 (strongly autocratic) to 10 (strongly democratic). We would expect that higher scores on the polity scale will have less potential for violent conflict, though levels of nonviolent protest may be higher without the presence of autocratic rule to suppress assembly. I mention above that I delimit my universe of cases, only including countries with at least one somewhat competitive election, which may raise concerns with respect to how well I can test the influence of democracy. However, despite requiring one competitive election, the full range of the Polity2 scale appears in the data.

#### **4.1.4 Ethnic Group and Country Level Controls**

In order to replicate the original Ishiyama study, maintaining a baseline for comparison, I use the same ethnic group and country-level control variables employed in the original models. To test the relationship between ethnic group unrest and inequality between groups, I examine the economic and cultural differences between ethnic groups within a country using indexes

---

<sup>4</sup>In 2002, a new variable was added to the Polity IV data series: POLITY2, in order to facilitate the use of the POLITY regime measure in time-series analyses. This variable modifies the combined annual POLITY score by applying a simple treatment, or ‘fix’, to convert instances of ‘standardized authority codes’ (i.e., -66, -77, and -88) to conventional polity scores (i.e., within the range, -10 to +10).” See Polity IV Project: Dataset User’s Manual for more information.

from the MAR dataset (Minorities at Risk Project, 2009). The cultural differentials index assesses differences between the ethnic group and that of the other ethnic groups within the country. It is measured on six dimensions of differing ethnicity/nationality, language, traditions, religion, social customs, and residence. Like the group concentration variable, it is listed as a scale from 0, equal to no difference and 4, equal to extreme differentials. The economic differentials index is constructed the same way, based on six economic dimensions of difference: income, land ownership, education, presence in commerce, presence in professions, and presence in government. The scale ranges from -2 to 4 with low scores indicating advantages for the ethnic group and high scores identifying severe disadvantage relative to other groups in the country. In Ishiyama's original models these variables are collapsed into a binary measure with low or no differences coded as 0 and substantial to extreme differentials (2-4) coded as 1. For the purpose of retaining as much quantitative information as possible I avoid the arbitrary dichotomization of these indexes.

Control variables that pick up impact of electoral institutional design are also added to the model. In order to measure the potential for representation through electoral institutions within a country I will take the natural log of the average district magnitude (Taagepera and Shugart, 1989). Level of district magnitude (or average number of seats per legislative district) is meant to capture the potential for representation and arguably serves as a better, less blunt, measure of electoral system than a categorical variable for proportional representation as it captures the most important dimension of the electoral systems impact on party behavior. This data was collected from the Political Institutions database from the World Bank (Beck et al., 2001). I also include federal access to the executive as a measure of degree of representation. This variable is a simple dummy variable with '1' identifying that the ethnic party held a cabinet portfolio in a given year. I also include a dummy variable to control for federalist government type and a dummy indicating whether selection of the executive is based on a simple plurality of votes.

The model includes a few controls for economic context, following from Ishiyama's mod-

eling strategy. Countries that have higher GDP per capita growth rates may have groups that are less likely to engage in conflict because more people may have greater access to economic opportunity. Thus, willingness may be less likely to surface in countries where more members of ethnic groups have equitable access. Furthermore, we assess FDI/GDP as a measure of increased globalization, which we assume will have a dampening effect on civil unrest.

## 4.2 Describing the Data

In the process of collecting data on constitutional prohibition on political parties a clear pattern of ban types emerged resulting in a fairly distinct categories. The majority of party bans fell under the category of ‘ethnic’ as the language describing the prohibition specifically stated that no political party may organize on the basis of ethnicity, region, religion, etc. Cote d’Ivoire is coded as having an ethnic party ban for this entry: “Political Parties or Groups created on regional, confessional, tribal, ethnic or racial bases, are forbidden.” The Sierra Leone constitution of 1991 has similarly clear instructions forbidding ethnic party formation:

No association, by whatever name called, shall be registered or be allowed to operate or to function as a political party if the Political Parties Registration Commission is satisfied that—

- a. membership or leadership of the party is restricted to members of any particular tribal or ethnic group or religious faith; or
- b. the name, symbol, colour or motto of the party has exclusive or particular significance or connotation to members of any particular tribal or ethnic group or religious faith; or
- c. the party is formed for the sole purpose of securing or advancing the interests and welfare of a particular tribal or ethnic group, community, geographical area or religious faith; or

d. the party does not have a registered office in each of the Provincial Headquarter towns and the Western Area.

The second distinct group is that of bans preventing parties from organizing with the purpose of discrimination toward another group (ethnic or otherwise) or violence against the state. The language of this type of constitutional prohibition is clearly worded with the intent to prevent violence against other groups, specifically minorities. For instance the Serbian constitution states, “Activities of political parties aiming at forced overthrow of constitutional system, violation of guaranteed human or minority rights, inciting racial, national or religious hatred, shall be prohibited.” In this example, the party itself is not banned outright, but hostile actions by the party could lead to its prohibition. Other examples ban parties outright, while the language is still focused on the prevention of violence and party behavior rather than its mere existence as an ethnically exclusive entity, as in this excerpt from Uzbekistan’s constitution: “The formation and functioning of political parties and public associations, aiming to do the following, shall be prohibited: changing the existing constitutional system by force, coming out against the sovereignty, territorial integrity and security of the Republic, the constitutional rights and freedoms of its citizens, advocating war and social, national, racial and religious hostility, and encroaching on the health and morality of the people, as well as armed associations and political parties based on the national and religious principles.”

The third, somewhat catch-all, category I list as ‘vague’ due to the implicit, nonspecific nature of the text. For example, Georgia’s 1995 constitution states “ Formation and activity of public and political associations that aim to overthrow or forcibly change the constitutional order of Georgia, to infringe on the independence and territorial integrity of the country, or to propagandise war or violence, to stir up national, ethnic, religious, or social animosity, shall be inadmissible.” The vagueness of the language identifying that groups may not “stir up” trouble between ethnic groups or infringe on territorial integrity does not explicitly forbid the formation or organization of exclusive ethnic parties, though it appears to leave the state

with a lot of room for interpretation and a lot of discretionary power to prevent political representation. The wording is different from that of constitutions in the ‘violence/hatred’ category in that the security of the state is priority, rather than the protection of minorities<sup>5</sup>.

Prior to detailed analysis, some simple patterns emerge within the categories of ethnic party ban types. First of all, while constitutional bans of ethnic parties occur across many regions, when clustered by ban type it is clear that there is a relationship between region and type of constitutional ethnic ban. The world map in Figure 5.1 displays the pattern.

What immediately stands out, perhaps unsurprisingly, is the preponderance of ethnic bans in Africa. More importantly, Africa seems to place complete or vague ethnic bans on parties without much regard for the prevention of violence against other ethnic groups or the state. The constitutional bans that guarantee rights and protect minorities exist primarily in Eastern Europe. Asian constitutional bans are primarily ethnic or vaguely ethnic, with just two countries banned from ethnic party activities which incite violence or hatred. Figure 5.2 reveals the large contrast between regional ban types. Fifteen African countries have solid ethnic party bans (21 countries have vague or ethnic bans), making up well over half the sample of bans (23 countries total). Vague constitutional bans are more evenly distributed by region.

The pattern of bans across regions gives rise to questions about the historical precedence for implementing constitutional bans on politicizing ethnicity. It is also important to look at the political atmosphere of the countries in order to get a sense of the purpose for the bans. The tables below provide information on the year in which the constitution was created or revised to reflect the language specifying the prohibition against ethnic party formation, organization, or activity, the level of democracy as indicated by the Economist Intelligence

---

<sup>5</sup>There is a fourth type of constitutional prohibition against political parties specifically designated for groups that aim to destroy the territorial integrity of the state and its borders. The restriction does not refer to ethnicity at all and is therefore excluded from the sample of bans. The countries with restrictions on parties specific to state preservation are Sri Lanka, Poland, Mauritania, Liberia, Korea, Italy, and Germany. Most of these bans are in older constitutions from countries that suffered from fascist takeovers or totalitarian rule of some kind.

**Constitutional Ban Type**

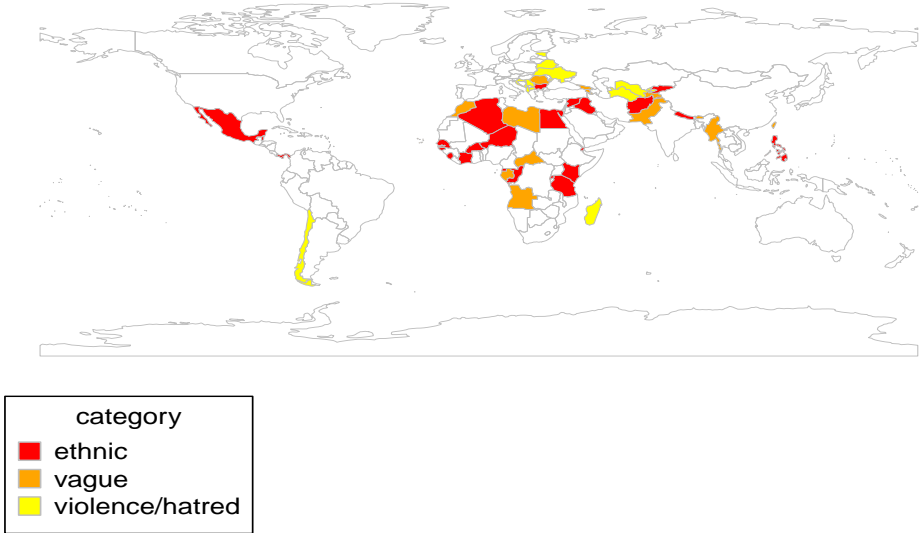


Figure 4.1: Countries with Constitutional Ethnic Party Bans by Type

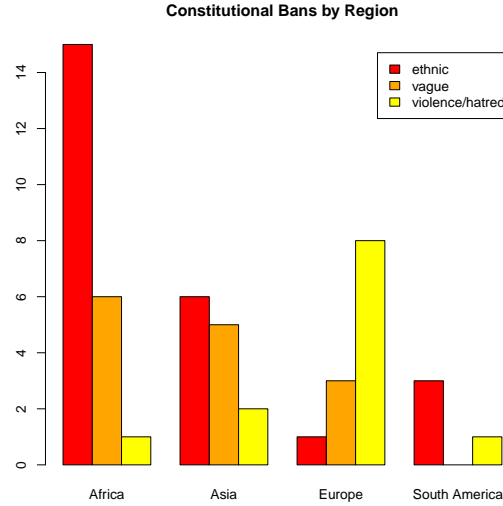


Figure 4.2: Constitutional Ban Types by Region

Unit (High = Full Democracy, Mid = Flawed or Hybrid Regimes, Low = Authoritarian Regimes) <sup>6</sup>, and whether or not the country has experienced a prior ethnic war (Sambanis, 2004). The tables are organized by constitutional ban type.

Over 60% of the countries with explicit ethnic party bans have experienced prior ethnic conflict, based on the Sambanis definition. All countries in this group have suboptimal democratic institutions or political freedoms with the majority registering as fully authoritarian regimes, and notably, there are no countries that meet the standards of full democracy. Table 5.3 looks very similar. Nine out of 13 countries with vague ethnic party bans have faced prior ethnic warfare. Countries with vague prohibitions fare a little better when it comes to level of democracy as much more of the sample qualifies as having at least mid-range democratic traits, with one country (Romania) listed as a full democracy.

---

<sup>6</sup>I use the EUI measure because its categorical ranking is less arbitrary than creating my own cut-off thresholds out of the POLITY2 score.

Constitutional Bans with Specific Language Banning All Ethnic Parties			
Country	Ethnic War	Democracy Level (EIU)	Constitution Year
Algeria	Yes	Low	1989
Bulgaria	No	Mid	1991
Burkina Faso	No	Mid	1991
Congo	Yes	Low	2001
Cote d'Ivoire	Yes	Low	2000
Djibouti	Yes	Low	1992
Egypt	Yes	Low	2014
Gambia	No	Low	1996
Guinea Bissau	Yes	Low	1984
Kenya	Yes	Mid	2010
Kyrgyzstan	Yes	Mid	2010
Mexico	Yes	Mid	1917
Niger	No	Low	2010
Philippines	Yes	High	1987
Rwanda	Yes	Low	2003
Senegal	No	Mid	2001
Sierra Leone	Yes	Mid	1991
Tanzania	No	Mid	1977

Table 4.3: Country Information for Ethnic Party Bans

Constitutional Bans with Vague Ethnic Reference			
Country	Ethnic War	Democracy Level (EIU)	Constitution Year
Angola	Yes	Low	2010
Armenia	Yes	Mid	1995
Bhutan	No	Mid	2008
Cape Verde	No	Mid	1980
Central African Republic	Yes	Low	2013
Gabon	No	Low	1991
Georgia	Yes	Mid	1995
Libya	Yes	Low	2011
Morocco	Yes	Mid	2011
Myanmar	No	Mid	2008
Pakistan	Yes	Mid	1973
Romania	Yes	High	1991
Tajikistan	Yes	Low	1994

Table 4.4: Country Information for Vague Bans

The patterns that arise in Table 5.4 tell a different story. It has already been mentioned that these countries are predominantly European, but there are several other commonalities among them that differ from countries with other types of party bans. Constitutional prohibitions on parties that advocate violence or hatred against ethnic or minority groups occur in countries with different political and historical characteristics. Unlike countries with vague or fully ethnic bans on party activity, countries with bans on parties that practice ethnic discrimination have much higher average levels of democracy and are less likely to have been involved in a prior ethnic war. Of course, Serbia, Montenegro, and Croatia have experienced devastating ethnic conflict prior to the breakup of Yugoslavia, with each territory drafting new constitutions post-independence that reflect a strong interest in avoiding ethnic tensions



Constitutional Bans Against Violence or Exclusion of Ethnic Groups			
Country	Ethnic War	Democracy Level (EIU)	Constitution Year
Albania	No	Mid	1998
Belarus	No	Low	1994
Chile	No	High	1980
Croatia	Yes	High	1991
Estonia	No	High	1992
Macedonia	No	High	1991
Madagascar	No	Mid	2010
Montenegro	Yes	High	2007
Serbia	Yes	High	2006
Ukraine	No	Mid	1996
Uzbekistan	No	Low	1992

Table 4.5: Country Information for Bans Against Violence toward Ethnic Groups

and consequent violence, though without denying the salient role of ethnicity embedded in the cultures and political institutions of each country. All three countries register as full-democracies according to the Economist Intelligence Unit, as do most countries with this type of political party prohibition. Only two out of 11 countries are considered to be full autocracies.

For the analysis, I decide to exclude constitutional bans pertaining to the prevention of violence and hatred against other groups for the following reasons. First, the prohibition of parties espousing hatred or instigating violence should not have a the dampening effect on political representation of ethnic groups that is expected to occur when ethnic groups are banned from forming political parties<sup>7</sup>. In fact, many of the constitutions that do not permit organization based on hatred use clear language promoting the protection of ethnic group interests that may be compromised by hate groups. Second, banning violent parties should not prevent the politicization of ethnicity either, an effect I expect bans to produce. Instead, constitutional bans on parties preaching hate or violence against other groups should actually preserve the ability of minority groups to politically organize without fear of consequences from another party espousing threats.

---

<sup>7</sup>To reiterate, when a constitution that prohibits parties threatening violence also places a ban on ethnic party formation outright it falls in the category of ethnic ban or vague ban, contingent on the language.

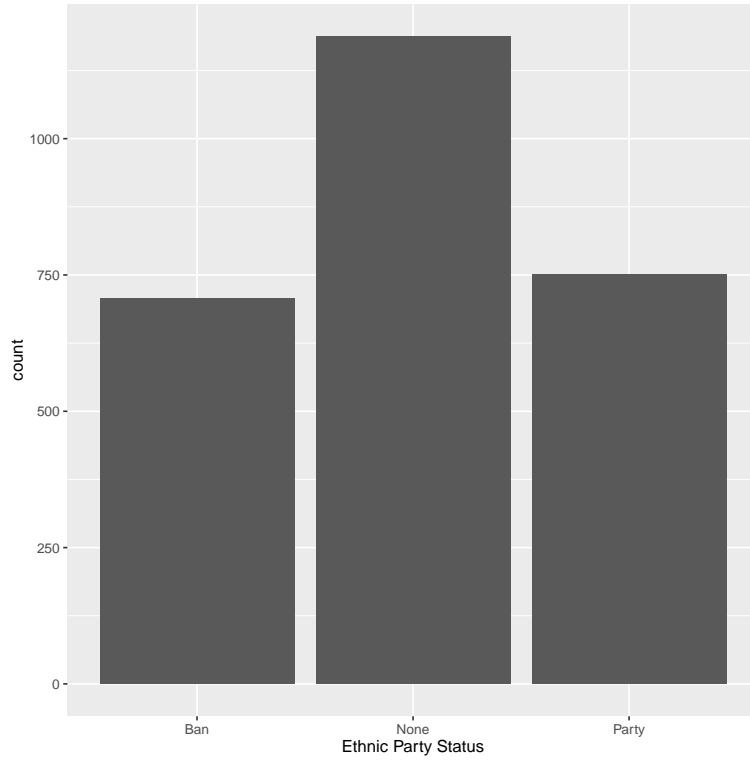


Figure 4.3: Party Status Count

Figure 5.3 and 5.4 display the distribution of cases between the three categories of ethnic party status. In Table 5.6 and Table 5.7 I present descriptive statistics for all country-level variables and ethnic group level characteristics.

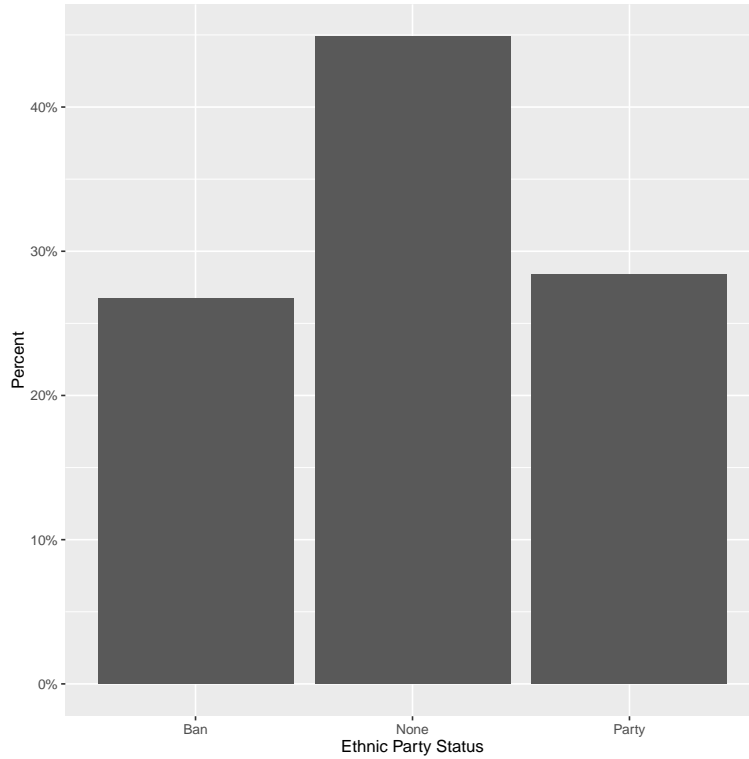


Figure 4.4: Party Status Percent

### 4.3 Empirical Strategy

Ishiyama (2009) employs ordered logit and simple t-tests of means to test the influence of ethnic parties on intensity of both violent and nonviolent unrest. Ishiyama concludes that his results are mixed as the ordered logit finds a positive significant association between party formation and conflict while the t-tests show no association. I intend to replicate and extend the analysis by performing Alternating Least Squares Optimal Scaling regression analysis (Young, Leeuw and Takane, 1976; Young, 1981; Jacoby, 1999). The ALSOS method will allow me to obtain information about the measurement properties of the two ordinal dependent variables essentially to determine whether the measures optimally provide ordinal level information or if the variables can be transformed in a way that allows me to treat them as continuous.

Variable	Levels	n	Min	Max	$\bar{x}$	s	#NA
Protest	Ban	707	0.0	5.0	1.2	1.5	0
	None	1187	0.0	6.0	0.8	1.1	0
	Party	751	0.0	5.0	1.6	1.3	0
	all	2645	0.0	6.0	1.1	1.3	0
Rebellion	Ban	707	0.0	8.0	0.4	1.3	0
	None	1187	0.0	8.0	0.5	1.4	0
	Party	751	0.0	7.0	1.3	2.2	0
	all	2645	0.0	8.0	0.7	1.7	0
Democracy	Ban	707	-8.0	9.0	0.2	6.1	0
	None	1187	-9.0	10.0	0.9	6.2	0
	Party	751	-8.0	10.0	4.1	5.4	0
	all	2645	-9.0	10.0	1.6	6.1	0
Plurality	Ban	707	0.0	1.0	0.8	0.4	0
	None	1187	0.0	1.0	0.7	0.4	0
	Party	751	0.0	1.0	0.7	0.4	0
	all	2645	0.0	1.0	0.7	0.4	0
District Magnitude	Ban	707	-0.1	3.9	0.8	1.2	0
	None	1187	-0.2	5.0	1.1	1.5	0
	Party	751	-0.2	5.0	1.5	1.5	0
	all	2645	-0.2	5.0	1.1	1.4	0
FDI/GDP	Ban	707	-29.0	13.0	1.2	3.3	0
	None	1187	-3.0	58.0	2.3	4.9	0
	Party	751	-7.0	45.0	2.3	3.8	0
	all	2645	-29.0	58.0	2.0	4.2	0
Growth	Ban	707	-22.0	22.0	0.8	5.0	0
	None	1187	-31.0	19.0	1.0	5.6	0
	Party	751	-31.0	13.0	2.4	5.0	0
	all	2645	-31.0	22.0	1.3	5.3	0

Table 4.6: Country Characteristics by Constitutional Party Ban Status

Ishiyama (2009), not sufficiently satisfied with the results, reduces the sample to compare conflict levels of groups before and after the inception of ethnic parties<sup>8</sup>. According to the results of a t-test of means, ethnic groups are not more prone to violent conflict after forming parties, though they do exhibit higher levels of protest. Overall, Ishiyama concludes, though results are mixed, ethnic parties produce more protest but equal levels of violent conflict.

My empirical contribution to the study of ethnic parties and conflict is twofold. First, I add to the assessment of the impact politicization of ethnicity has on conflict by comparing levels of conflict produced by ethnic parties to that of conflict produced by ethnic groups

<sup>8</sup>His argument against accepting the results of the ordered logit is that groups that form ethnic parties may already be more prone to conflict and this is why they form parties. However, if prior unrest is responsible for explaining higher levels of conflict among ethnic parties, the inclusion of the lagged dependent variable should wipe out the impact of ethnic parties on rebellion. It does not.

<b>Variable</b>	<b>Levels</b>	<b>n</b>	<b>Min</b>	<b>Max</b>	$\bar{x}$	<b>s</b>	<b>#NA</b>
Group Con	Ban	707	0	3	2.3	1.0	0
	None	1187	0	3	2.2	1.1	0
	Party	751	0	3	2.1	1.1	0
	all	2645	0	3	2.2	1.1	0
Economic Dif	Ban	707	-2	4	1.4	1.7	0
	None	1187	-2	4	1.5	2.0	0
	Party	751	-2	4	2.0	1.8	0
	all	2645	-2	4	1.6	1.9	0
Cultural Dif	Ban	707	0	4	2.7	1.0	0
	None	1187	0	4	2.4	1.2	0
	Party	751	0	4	3.1	1.0	0
	all	2645	0	4	2.7	1.1	0

Table 4.7: Ethnic Group Characteristics by Constitutional Party Ban Status

banned from forming ethnic parties. To compare levels of conflict between ethnic parties and groups banned from forming ethnic parties, I create a new variable to capture the implementation of an ethnic ban, detailed in the data section above. I then incorporate ethnic party status into the baseline models of conflict (Ishiyama, 2009) as my focal independent variable.

Second, I rigorously examine the cause of Ishiyama’s mixed results between his two models, which could be due to the lack of contextual control variables in the t-test or difference in level of measurement of the dependent variables. Results of Ishiyama’s (2009) study are contradictory when the level of measurement of the dependent variable is treated as ordinal versus continuous. This may have to do with Ishiyama’s untested assumption concerning the level of measurement assigned to the data for either of the two MAR dependent variables for violent conflict and protest intensity. But which level is most appropriate? After all, variables capturing ‘intensity’ should arguably exhibit a latent continuous trait. At least that is what a researcher may theorize. Even the selection of the ordered logistic regression requires that the dependent variable ‘as though it were measured on an ordinal scale, but the ordinal scale represents a crude measurement of an underlying interval/ratio scale’ (Long, 1997) as well as assuming some distance (though not a constant distance) between levels. The problem is that determining level of measurement typically lies primarily in the theory of the researcher without any consideration of the information provided within

the data, which gives rise to contradictory results between models examining similar phenomena (Jacoby, 1999). One popular solution to check for ordinality is the Brant test of the parallel regression assumption. Only, first, a failing test is often not considered strong enough evidence to reject the usage of ordered logistic regression. Secondly, a failing test would only suggest that multinomial logit may be more appropriate. Without knowing any more about the measure, treating the DV as nominal could lead to an even greater loss of efficiency and interpretable results.

Alternating Least Squares Optimal Scaling (Young, Leeuw and Takane, 1976; Young, 1981) is a statistical technique designed to produce quantitative models from qualitative, categorical data. When working with an ordinal dependent variable there are clearly limitations present. The most obvious is that ordered categories express no definitive statement regarding the magnitude of distance between categories. Instead, arbitrary numbers are assigned to categories (typically ordered integers) and the researcher carefully interprets results one category at a time. Sometimes, especially in instances where the ordinal DV has more than five categories, researchers are inclined to interpret movement up or down the ordering scheme as if the measure was continuous. Of course, incorrectly assuming relatively equal intervals in category spacing can lead to biased results in models suited for continuous DVs.

Fortunately, the ALSOS method can improve upon this issue of level of measurement selection. By extracting information from the model and using the information to assign appropriate, non arbitrary numerical values to categories of the dependent variable we can circumvent the problem of choosing inaccurate models that poorly fit the data. The extraction process works iteratively between both sides of the regression equation and results in a rescaled version of the dependent variable that may be treated henceforth as continuous (Young, Leeuw and Takane, 1976). That is, the researcher assumes an level of measurement which permits various transformations. For example, if the researcher assumes the variable is ordinal in nature, then any transformation that preserves the initial ordering of the categories is acceptable and the model uses a least squares approach to find the transformation

of the original values, subject to the order constraint, that maximizes the model's R-squared. The resulting transformed variable, then, has an optimal linear relationship with that particular set of independent variables. Not only does this technique provide a valid measure of distance between categories but by doing so it also allows vast improvement in interpretation and graphical presentation within an OLS framework.

The analysis proceeds the following way. I first replicate the ordered logit model replacing the binary ethnic party variable with the three category dummy variable that includes information on ethnic bans. I then perform Alternating Least Squares Optimal Scaling to assess the best category spacing for the ordinal protest and rebellion variables and create new dependent variables based on those results and rerun the regressions. In the next step, I specify a multiplicative model including an interaction term between party/ban and level of democracy to test Hypotheses 3a and 3b.

Finally, to cover any problems caused by issues of endogeneity, I calculate multinomial propensity scores with the 'Toolkit for Weighting and Analysis of Nonequivalent Groups' or twang package in R (McCaffrey et al., 2013). Unlike methods of propensity score estimation using simple logistic regression models with iterative variable selection, twang employs machine learning methods in the aim of reducing bias and mean-squared error (Lee, Lessler and Stuart, 2010). Specifically, scores identifying the average treatment effect on the population are generated using a Generalized Boosted Model (GBM), which is an "iterative process with multiple regression trees to capture complex and nonlinear relationships between treatment assignment and the pretreatment covariates without over-fitting the data" (McCaffrey et al., 2013).

## Chapter 5

# Analysis

### 5.1 Comparing Ordinal and Linear Model Frameworks

For the analysis, I begin by adopting the same approach as Ishiyama (2009), conducting time series cross sectional ordinal logit analysis to determine the probability of each level of protest and conflict for each ethnic group in the sample per country-year. My summary replication of the original ordered logit models produce identical results, therefore, in the aim of brevity, I do not reproduce the findings here. In summary, the original results illustrated a significant, independent relationship between the presence of an ethnic party (the focal IV) and increased levels of both protest intensity and conflict intensity. The model exhibited reasonable goodness of fit. I find the same psuedo R square that Ishiyama reports in the original analysis: 0.55 for the protest models and 0.62 for violence. A great deal of the variation in the two dependent variables is described by the lagged endogenous dependent variables included to correct for autocorrelation (Ishiyama, 2009). However, even with the inclusion of lagged conflict variables, ethnic parties still have a significant, positive effect on both types of unrest. The institutional variables that Ishiyama argued to be most influential on mitigating unrest in both peaceful and violent forms (constraints on the executive and levels of democracy) overall did not add to our understanding of this phenomenon, with the exception of access to the executive, which proved to reduce the probability of group protest and rebellion. Finally, the economic control variables included in the model were insufficient



to explain levels of unrest.

Before rescaling the dependent variables, I rerun Ishiyama's original ordered logit models replacing the original binary focal independent variable, ethnic party status (party vs. no party) with my categorical independent variable indicating whether an ethnic group has an ethnic party, no party, or is banned from party activity. Results are reported in Table 6.1. Once replacing the binary ethnic party predictor with the ethnic party/party ban categorical variable and running the ordered logit column 1. shows that ethnic groups with an ethnic party engage in significantly higher levels of violent conflict than groups with no party or ban (the omitted category), positively confirming Hypothesis 1. Because I included a lagged rebellion variable in the models I argue that the effect ethnic party has on the increase of violent conflict cannot be attributed to prior conflict. Ethnic party ban is also positively associated with greater levels of violent conflict, contrary to Hypothesis 2a. Political institutions (Federalism and Log District Magnitude) also increase propensity for violent conflict, as they had in Ishiyama's original models. Ethnic group level indicators, group concentration and economic differentials between the ethnic group and other groups, also had a positive relationship with heightened violence.

In column 2. of Table 6.1, presents the results of the ordered logit for protest levels. In this model, ethnic parties also have a significant, positive impact on increasing levels of nonviolent protest. Ethnic party bans, however, have a negative, nonsignificant effect on protest, which suggests a rejection of hypothesis 2b. Other interesting differences between violent and nonviolent unrest models are the significant relationships of the political indicators, level of democracy and plurality, with protest behavior. In the protest model, cultural differentials predict larger nonviolent demonstrations, whereas economic differences and group concentration do not.

Finally, column 3. illustrates how the multiplicative rebellion model panned out. Turning the attention to the interaction effects, increased levels of democracy does not impact the association between ethnic party and violent unrest, casting some doubt on Hypothesis

Table 5.1: Ishiyama Replication: Ordered Logistic Regression

	<i>Dependent variable:</i>		
	Rebellion	Protest	Rebellion Interaction
	(1)	(2)	(3)
Lagged Rebellion	1.379*** (0.047)		1.375*** (0.047)
Lagged Protest		1.453*** (0.043)	
Ban	0.555*** (0.215)	-0.050 (0.137)	0.613*** (0.216)
Party	0.498*** (0.148)	0.411*** (0.095)	0.451*** (0.168)
Federalism	0.386** (0.163)	0.109 (0.106)	0.429*** (0.166)
Democracy	0.010 (0.012)	0.015* (0.008)	-0.008 (0.020)
Plurality	0.026 (0.188)	0.200* (0.119)	0.020 (0.191)
District Magnitude	0.147** (0.057)	0.060* (0.036)	0.162*** (0.059)
Group Con	0.257*** (0.079)	0.001 (0.038)	0.252*** (0.079)
Cultural Dif	0.052 (0.066)	0.087** (0.041)	0.052 (0.066)
Economic Dif	0.069* (0.040)	-0.006 (0.023)	0.077* (0.041)
FDI/GDP	-0.027 (0.018)	-0.008 (0.011)	-0.032* (0.018)
Growth	0.008 (0.012)	-0.007 (0.008)	0.008 (0.012)
Ban:Democracy			0.073* (0.040)
Party:Democracy			0.019 (0.026)
Observations	2,606	2,606	2,606

*Note:* \*p<0.1; \*\*p<0.05; \*\*\*p<0.01

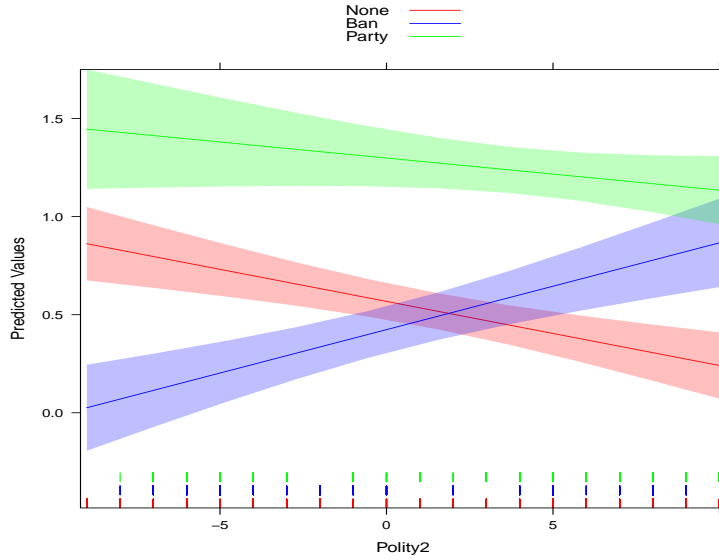


Figure 5.1: Party Regulation and Democracy Interaction Effects on Rebellion

3a. Level of democracy does affect the relationship between ethnic party ban and unrest in a positive direction, lending support for Hypothesis 3b. The addition of the interaction significantly improves the fit of the model, according to an ANOVA test and significant multiplicative coefficient. Figures 6.1 and 6.2 provide a graphical demonstration of the interaction effect. Groups with ethnic parties maintain a fairly consistent predicted level of conflict at all levels of democracy, with perhaps a very slight (but nonsignificant) decrease. Bans, on the other hand, have a positive slope along increasing values of democracy. Groups without bans or parties show decreasing propensity for conflict as democracy levels rise, which seems to be a pretty intuitive phenomena. While the change is significant, it is not large.

Figure 6.3 displays differing slopes of protest over levels of democracy for the three types of group. All of the slopes are positive, but the party slope is the largest, followed by banned groups, and then groups with no party or ban, which is practically flat. The data indicates that protest levels, under authoritarian rule, are equally low, and increase at different rates as levels of democracy increase.

The results of the ordered logit match those reported by Ishiyama (2009). Though, as discussed in previous sections, Ishiyama reported mixed results once he treated the depen-

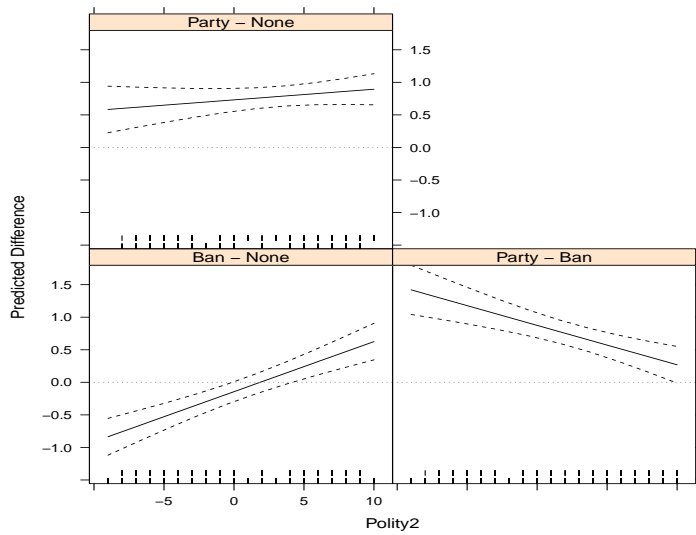


Figure 5.2: Party Regulation and Conditional Effects on Rebellion

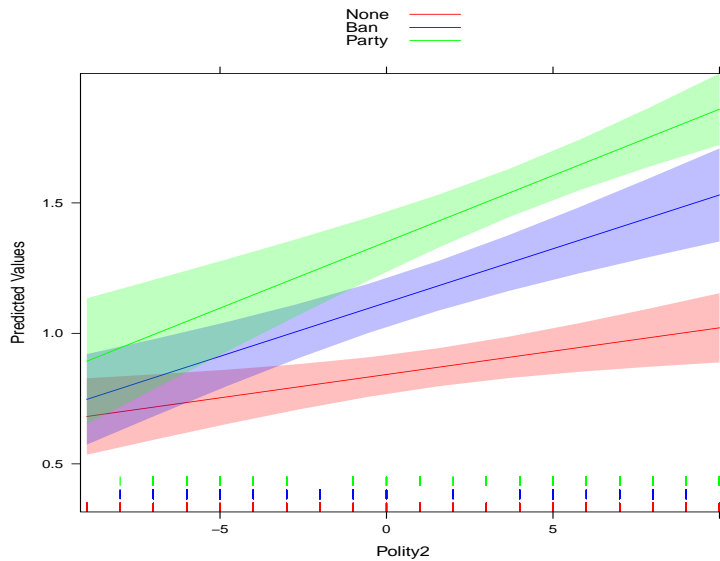


Figure 5.3: Party Regulation and Democracy Interaction Effects on Protest

dent variables as continuous and performed t-tests comparing means. In this second step, Ishiyama (2009) finds that ethnic parties are not more prone to conflict than other groups. I report the same models in the linear framework in Table 6.2. The change completely wipes away the significance of ethnic party bans on violent conflict, and remains nonsignificant in the protest model. Some of the political and ethnic-group level predictors appear to have the same effect on conflict and protest (Democracy, Group Concentration, Cultural Differentials, and Economic Differentials), but many of the political indicators that were not significant in the ordinal logit model are significant predictors in the linear models.

## **5.2 Comparing Ethnic Groups by Ethnic Party Status**

Turning the focus again to the primary relationship of interest, effects of ethnic parties and ethnic party bans on conflict, it is necessary to dig into the comparison in violent or protest outcomes between groups with parties and banned groups. So far, we have only seen each group compared with the reference category (groups with neither an ethnic party nor a ban). Instead of refitting the model with each category omitted for reference, I deal with the issue by reporting Quasi-Standard Errors (Firth, 2000, 2003; Firth and deMezezes, 2004) to summarize all the covariances among parameters and test for the difference between each group. Table 6.3 reports quasi-standard errors and variances for each category of ethnic party status on violence intensity and Figure 6.4 presents the differences visually.

Table 5.2: Linear Models

	<i>Dependent variable:</i>		
	Rebellion (1)	Protest (2)	Rebellion Interaction (3)
Lagged Rebellion	0.828*** (0.011)		0.826*** (0.011)
Lagged Protest		0.661*** (0.015)	
Ban	-0.006 (0.052)	0.004 (0.056)	0.005 (0.056)
Party	0.149*** (0.041)	0.213*** (0.044)	0.120*** (0.047)
Federalism	0.074* (0.044)	0.148*** (0.047)	0.083* (0.044)
Democracy	-0.001 (0.003)	0.008** (0.003)	-0.005 (0.004)
Plurality	-0.025 (0.051)	0.088 (0.055)	-0.034 (0.052)
District Magnitude	0.0001 (0.016)	0.030* (0.017)	0.003 (0.016)
Group Con	0.042** (0.017)	0.022 (0.018)	0.043*** (0.017)
Cultural Dif	0.014 (0.017)	0.030* (0.018)	0.016 (0.017)
Economic Dif	0.017* (0.010)	0.0001 (0.010)	0.019* (0.010)
FDI/GDP	-0.011** (0.004)	-0.003 (0.005)	-0.011*** (0.004)
Growth	0.003 (0.003)	-0.003 (0.004)	0.003 (0.003)
Ban:Democracy			0.009 (0.010)
Party:Democracy			0.009 (0.007)
Constant	-0.070 (0.074)	0.033 (0.080)	-0.069 (0.074)
Observations	2,606	2,606	2,606
R <sup>2</sup>	0.735	0.520	0.735
Adjusted R <sup>2</sup>	0.734	0.518	0.734
Residual Std. Error	0.863 (df = 2593)	0.925 (df = 2593)	0.863 (df = 2591)
F Statistic	600.160*** (df = 12; 2593)	233.984*** (df = 12; 2593)	514.563*** (df = 14; 2591)

Note:

\*p&lt;0.1; \*\*p&lt;0.05; \*\*\*p&lt;0.01

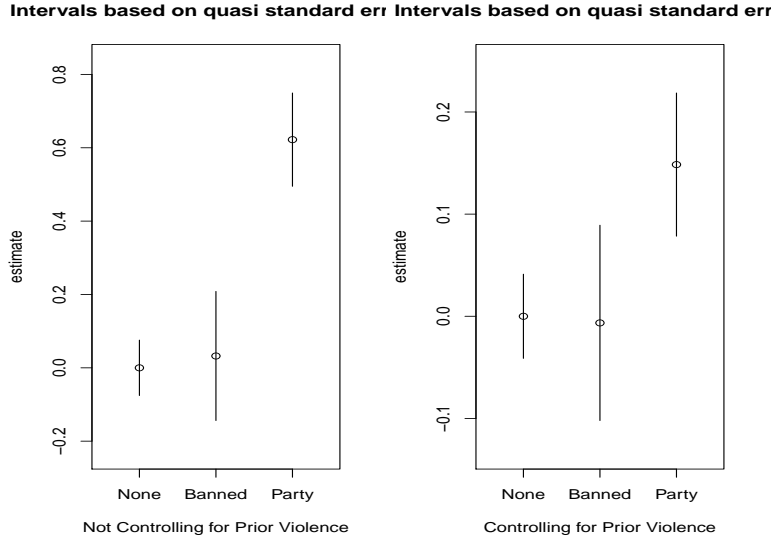


Figure 5.4: Comparing Parties, Bans, Neither: Violence Intensity

Table 5.3: Rebellion Model: Quasi-Standard Errors Comparing Levels of Party Status

Level	Estimate	SE	Quasi-SE	Quasi-Var
None	0.0000	0.0000	0.03781810	0.001430209
Ban	0.03226626	0.09584177	0.08806496	0.007755437
Party	0.62215447	0.07403258	0.06364444	0.004050615

Figure 6.4 displays differences in violent conflict estimates between each group. Two graphs are presented, one with the relationship between groups within the full linear model without adding the lagged rebellion variable, and the other controlling for prior political violence. In the regression table, it is clear that groups with ethnic parties engage in more violent conflict than the omitted category (no party/no ban). But the difference between groups with parties and groups with party bans was not demonstrated. In Figure 6.4 it is apparent that groups with no ethnic party or ban have comparable (low) levels of violent conflict to groups that are constitutionally banned from forming ethnic parties. But groups with ethnic parties have significantly greater propensity toward conflict than both groups, at least in the model that does not control for prior violence. The second subfigure does not show the same relationship. Controlling for prior violence, groups with ethnic parties engage in unrest at significantly higher degree than groups in the omitted category, but the large error band in the banned group category slightly overlaps with that of the ethnic party

group. All in all, groups with ethnic parties have greater violence potential, even when taking violent conflict into account.

In Figure 6.5 the relationship between ethnic party status and protest activity level is similar and more clear. Groups with ethnic parties engage in more intense levels of protest, as compared to both groups with ethnic party bans and groups with no parties or bans. Whether controlling for prior levels of protest or not, the relationship is the same. In both cases, displayed in both subfigures, groups with ethnic party bans have significantly lower levels of protest intensity, on par with levels seen in groups with no parties that have not been constrained from forming ethnic parties by a constitutional ban. Support for Hypothesis 1. is consistent, yet Hypothesis 2b., stating that groups banned from ethnic party formation will engage in greater levels of protest, does not pan out.



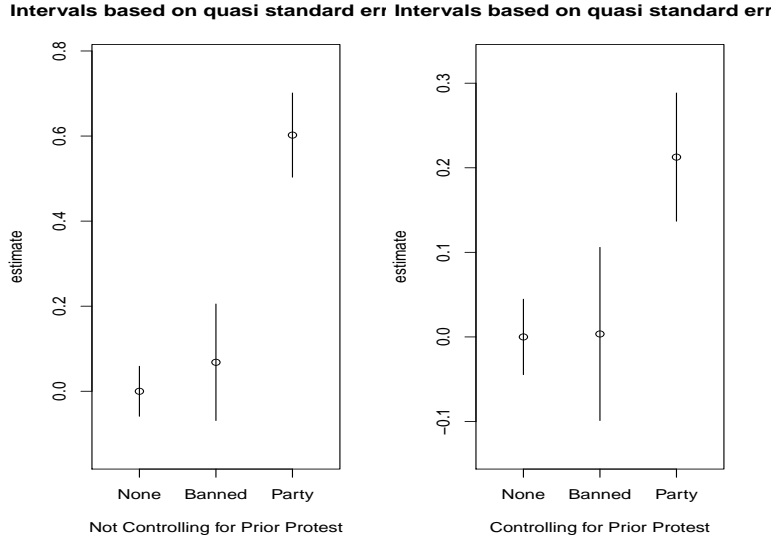


Figure 5.5: Comparing Parties, Bans, Neither: Protest Intensity

Table 5.4: Protest Model: Quasi-Standard Errors Comparing Levels of Party Status

Level	Estimate	SE	Quasi-SE	Quasi-Var
None	0.0000	0.0000	0.02942577	0.0008658759
Ban	0.06814527	0.07457324	0.06852220	0.0046952915
Party	0.60226368	0.05760379	0.04952091	0.0024523207

Still, there remains a troubling inconsistency between the ordinal models in Table 6.1 and the linear models in Table 6.2. Treating the dependent variable as discrete levels rather versus continuous produces two contradictory results concerning the conflict potential of ethnic groups banned from forming ethnic parties. The difference could raise questions as to which model may be more appropriate, based on the way the dependent variables protest and rebellion are measured. The issue is that the two modeling strategies produce different results, meaning that our conclusions seem to be sensitive to the way we decide to treat the dependent variable. Though, to clarify, I am not arguing that treating MAR conflict or protest levels as ordinal is wrong and considering them to be continuous is correct, or vice versa. In fact, following Jacoby (1999, 271), I am casting doubt on the perspective that “measurement characteristics constitute a fixed and immutable property of the data”. Instead, I proceed by adopting an alternative approach to the data under investigation by considering “characteristics such as levels of measurement associated with particular vari-

ables are viewed as testable hypotheses about one’s data, rather than a priori assumptions” (Jacoby, 1999, 272). Alternating Least Squares Optimal Scaling can help avoid the problems of assuming a level of measurement purely on the researchers’ theory by allowing the data to determine the best assignment of numeric values “in terms of goodness of fit between the analytical model and a set of empirical observations” (Jacoby, 1999; Young, 1981, 281).

### 5.3 Alternating Least Squares Optimal Scaling Regression

I employ the Alternating Least Squares Optimal Scaling (ALSOS) method to generate optimally scaled values, based on the information derived from the models, for both dependent variables. Both ALSOS plots of protest and rebellion demonstrate that a transformation is necessary in order for the variables to be assigned values that speak to the underlying measurement properties detected from the data.

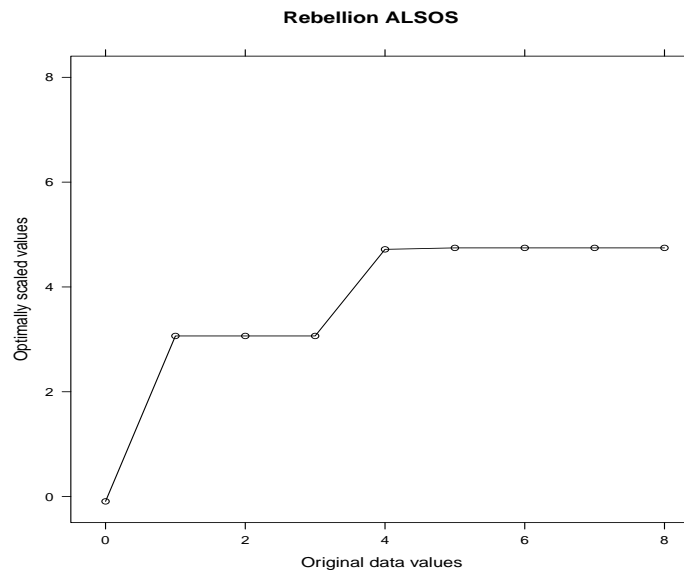


Figure 5.6: ALSOS Rebellion Measure

The results of rescaling the rebellion intensity variable, presented in Figure 6.6, suggest an interesting transformation. What the model implies is that the categories of the variable do not map well onto evenly spaced integer values. In other words, plots of optimally scaled categories of rebellion (y-axis) versus original integer coding (x-axis) demonstrate that, with

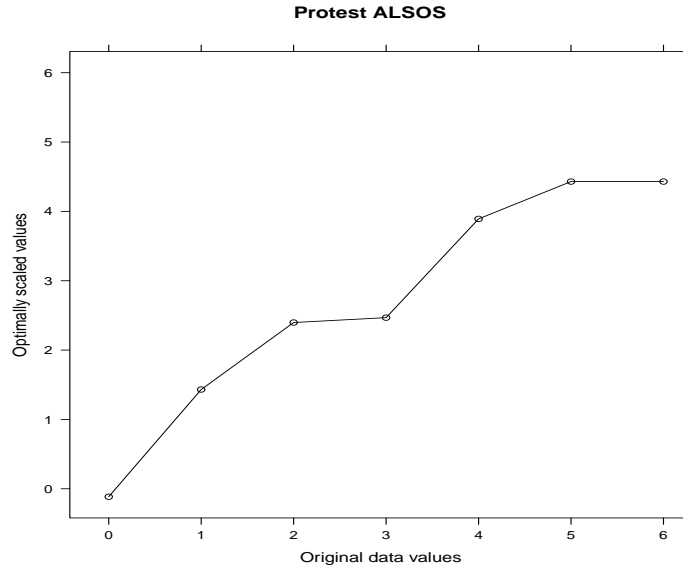


Figure 5.7: ALSOS Protest Measure

respect to this model, the categories are not really evenly spaced. After optimal scaling, values can be characterized more fittingly with about three categories. The move from no rebellion to small bursts of political banditry and sporadic terrorism ( 0 to 1 in the original coding), is now represented by a more sizable jump and is undifferentiated from slightly higher levels of violence (campaigns of terrorism and local rebellions). The move from local rebellion to smaller scale guerrilla activity produces another step up in the rescaled measure, and the rest of the high end of the violence scale (intermediate guerrilla activity, large scale guerrilla activity, and civil war) hang together as the same value in the optimally scaled rebellion variable.

The comparison of original values and optimally scaled values of protest intensity, displayed in Figure 6.7, has a different pattern than that of rebellion. Rescaled values match up more closely to original values, for the most part, except at the middle and highest levels. Nearly every one integer increase in the original values is accompanied by some increase in the rescaled variable. The move from zero protest to the slightest amount of protest is coded as a more sizable jump in the rescaled variable. The jump is much larger in the rebellion variable, but still worth noting here. An increase from the level of protest categorized as

scattered acts of symbolic resistance and small demonstrations (2 to 3) is rescaled as nearly the same value. Original values for medium and large demonstrations (originally values 5 and 6) are also assigned similar values in the optimally scaled variable.

Once rescaled I compare the raw model fit with the optimally scaled model fit. Table 6.8 reports the rebellion additive and multiplicative models side by side, without the inclusion of lagged rebellion. I will present the models with the lagged DV below, but it is important to understand how well the model fits without adding the variable with the majority of explanatory power, first. One issue with comparing unscaled with scaled models, after the inclusion of the lagged DV, is that the lagged DV was not included in the rescaling process. This is because rescaling the DV using information from the lagged DV would have resulted in the rescaled variable being heavily determined by itself. Therefore, the scaled models that include the lagged DV do not appear to be fitted as well as the unscaled version, because the lagged DV is not explaining as much variance in the DV as it had prior to rescaling.

Rescaling improved the fit of the rebellion model, prior to controlling for the lagged DV, without changing key relationships. The process of rescaling has the value of improving efficiency without adding bias. Groups with ethnic parties tend toward higher levels of rebellion than groups with no party or ban and groups banned from ethnic party formation do not significantly differ from groups with no party or ban, with respect to violent conflict. The multiplicative rescaled rebellion model indicates the same interaction between banning ethnic parties in democratic environments raising the conflict potential of those ethnic groups, with no change for ethnic groups with parties in changing levels of democracy.

Figure 6.8 shows the difference in conflict estimates between each group of interest, controlling for lagged rebellion. In comparison to the way the groups looked in the model with original rebellion values, we can see that ethnic groups with banned parties are much more similar to groups with parties, with respect to violent behavior, than in the unscaled models.

The fit of the raw versus rescaled models shows a slight improvement, less so for the

Table 5.5: Rebellion OS Model Comparison

	OS	OS Multiplicative
(Intercept)	-0.660*	-0.654*
	(0.135)	(0.134)
Ban	0.111	0.240*
	(0.095)	(0.101)
Party	0.639*	0.546*
	(0.073)	(0.084)
Federalism	0.303*	0.333*
	(0.080)	(0.080)
District Magnitude	0.049	0.061*
	(0.029)	(0.029)
Plurality	-0.102	-0.133
	(0.093)	(0.093)
Democracy	0.001	-0.018*
	(0.006)	(0.008)
Group Con	0.315*	0.317*
	(0.030)	(0.030)
Cultural Dif	0.084*	0.088*
	(0.030)	(0.030)
Economic Dif	0.100*	0.107*
	(0.017)	(0.017)
FDI/GDP	0.002	-0.001
	(0.008)	(0.008)
Growth	0.006	0.007
	(0.006)	(0.006)
Ban:Democracy		0.074*
		(0.019)
Party:Democracy		0.031*
		(0.012)
$N$	2606	2606
$R^2$	0.121	0.127
adj. $R^2$	0.118	0.123
Resid. sd	1.571	1.566

Standard errors in parentheses

\* indicates significance at  $p < 0.05$ 

protest DV, unsurprisingly, as the suggested DV transformation did not deviate much from the original values. Nonetheless, it produces a better dependent variable for the purposes of linear estimation. The model fit, with the inclusion of the lagged protest variable, is slightly better than the original protest model, as compared to the improvement in fit between the

Table 5.6: Rebellion Models Including Lagged Dependent Variable

	OS	OS Multiplicative
(Intercept)	-0.369*	-0.368*
	(0.080)	(0.080)
Ban	0.074	0.146*
	(0.056)	(0.060)
Party	0.189*	0.220*
	(0.044)	(0.050)
Lagged Rebellion	0.785*	0.785*
	(0.011)	(0.011)
Federalism	0.142*	0.134*
	(0.047)	(0.048)
District Magnitude	0.048*	0.048*
	(0.017)	(0.017)
Plurality	0.132*	0.137*
	(0.055)	(0.056)
Democracy	0.002	0.001
	(0.003)	(0.005)
Group Con	0.063*	0.062*
	(0.018)	(0.018)
Cultural Dif	0.028	0.027
	(0.018)	(0.018)
Economic Dif	0.043*	0.045*
	(0.010)	(0.010)
FDI/GDP	-0.017*	-0.019*
	(0.005)	(0.005)
Growth	0.004	0.004
	(0.004)	(0.004)
Ban:Democracy		0.034*
		(0.011)
Party:Democracy		-0.007
		(0.007)
<i>N</i>	2606	2606
<i>R</i> <sup>2</sup>	0.691	0.692
adj. <i>R</i> <sup>2</sup>	0.690	0.691
Resid. sd	0.932	0.930

Standard errors in parentheses

\* indicates significance at  $p < 0.05$ 

original rebellion model and the optimally scaled rebellion model. That is, the lagged protest DV fits the rescaled protest variable model as well as in the original because it is very similar to the DV.

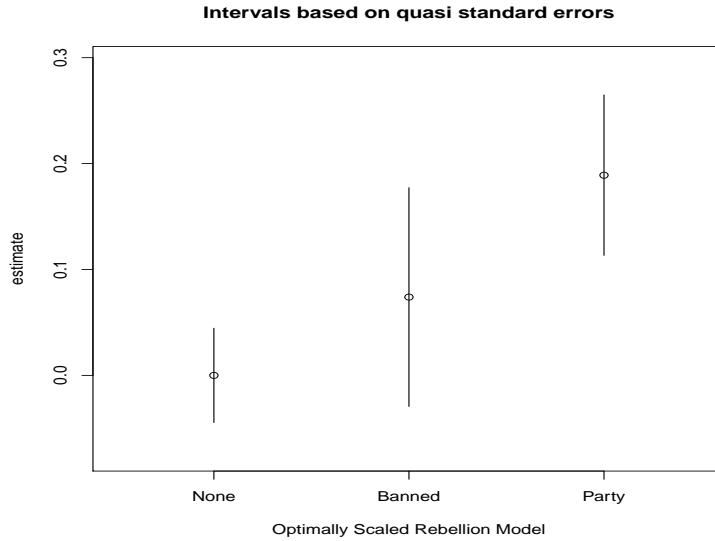


Figure 5.8: Party Status Effects on Rescaled Rebellion with Lagged DV

In Tables 6.9 and 6.10, the same model comparisons are presented for the protest intensity dependent variable. Rescaling improves the fit of the model a little and ethnic party affiliation increases the propensity of heightened protest, contrary to Hypothesis 2b. Banned groups do not differ from unbanned groups in terms of their protest intensity. The rescaled model indicated a change in sign on the banned dummy variable beta coefficient, though still not significant.

Table 5.7: Protest Model Comparison

	OS	OS Multiplicative
(Intercept)	0.298*	0.301*
	(0.106)	(0.105)
Ban	0.056	0.100
	(0.074)	(0.079)
Party	0.679*	0.591*
	(0.057)	(0.066)
Federalism	0.364*	0.390*
	(0.062)	(0.063)
District Magnitude	0.083*	0.091*
	(0.022)	(0.023)
Plurality	0.252*	0.226*
	(0.073)	(0.073)
Democracy	0.032*	0.020*
	(0.004)	(0.006)
Group Con	0.004	0.005
	(0.023)	(0.023)
Cultural Dif	0.093*	0.097*
	(0.024)	(0.024)
Economic Dif	-0.028*	-0.024
	(0.014)	(0.014)
FDI/GDP	-0.011	-0.012*
	(0.006)	(0.006)
Growth	-0.012*	-0.011*
	(0.005)	(0.005)
Ban:Democracy		0.030*
		(0.015)
Party:Democracy		0.027*
		(0.010)
<i>N</i>	2606	2606
<i>R</i> <sup>2</sup>	0.152	0.155
adj. <i>R</i> <sup>2</sup>	0.148	0.151
Resid. sd	1.230	1.228

Standard errors in parentheses

\* indicates significance at  $p < 0.05$ 

Figure 6.9 reveals a clear, significant difference in protest intensity between groups with ethnic parties and groups banned from party activity. The estimate for banned parties is just slightly lower than that of groups with no ban or party, but the difference is not significant.



Table 5.8: Protest Models Including Lagged DV

	OS	OS Multiplicative
(Intercept)	0.067 (0.078)	0.068 (0.078)
Ban	-0.009 (0.055)	0.016 (0.059)
Party	0.286* (0.043)	0.265* (0.050)
Lagged Protest	0.665* (0.014)	0.664* (0.014)
Federalism	0.054 (0.047)	0.062 (0.047)
Plurality	0.146* (0.054)	0.139* (0.054)
Democracy	0.011* (0.003)	0.007 (0.004)
District Magnitude	0.028 (0.017)	0.030 (0.017)
Group Con	-0.006 (0.017)	-0.006 (0.017)
Cultural Dif	0.023 (0.018)	0.024 (0.018)
Economic Dif	-0.005 (0.010)	-0.004 (0.010)
FDI/GDP	-0.001 (0.004)	-0.002 (0.004)
Growth	-0.005 (0.004)	-0.005 (0.004)
Ban:Democracy		0.015 (0.011)
Party:Democracy		0.007 (0.007)
<i>N</i>	2606	2606
<i>R</i> <sup>2</sup>	0.533	0.534
adj. <i>R</i> <sup>2</sup>	0.531	0.531
Resid. sd	0.912	0.912

Standard errors in parentheses

\* indicates significance at  $p < 0.05$ 

## 5.4 Dealing with Endogeneity

While the aforementioned results do suggest a significant association between involvement (or the enforced lack thereof) in ethnic parties and levels of conflict intensity, there is more

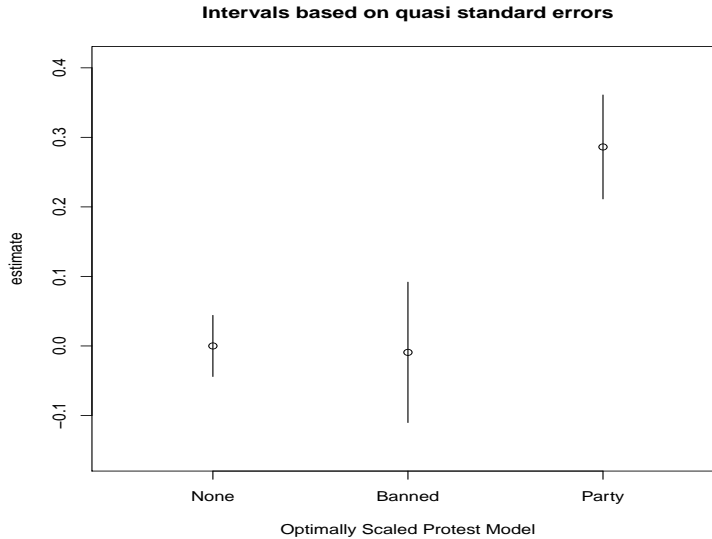


Figure 5.9: Party Status Effects on Rescaled Protest

to be done when it comes to determining the causal nature of this relationship. Much of the issue with endogeneity can be attributed to the fact that ethnic groups are not randomly assigned to treatment groups of no party, ethnic party, and party ban. Fortunately, there is a useful method of group assignment of observational data to improve causal inference in this matter. Propensity score techniques, until very recently, have been primarily employed to balance binary treatment groups. The method has since been extended, by Imai and van Dyk (2004) to balance multiple treatment groups with numerous examples of practical application (Huang et al., 2005; Frolich, 2004; Zanutto, Lu and Hornik, 2005; Riley, Rieckmann and McCarty, 2008).

Ethnic groups do not have an equal probability of ending up in one of the treatment groups. Instead, there is some unknown conditional probability of an ethnic group organizing an ethnic party or for an ethnic group to face restrictions on the formation of an ethnic party, due to the lack of randomization in group assignment. The conditions, however, can be considered to be structural, based on both group characteristics and country characteristics obtainable within the observational data. I will estimate the conditional probability, or propensity scores, of selection into treatment groups with the appropriate variables. By

doing so I can assume the remaining variation in the treatment is random and therefore the process that generates the additional variation is ignorable or independent (Morgan and Winship, 2007; Rosenbaum and Rubin, 1983). I calculate the estimator defined by the pretreatment variables I identify below to derive the average treatment effect (Morgan and Winship, 2007).

The pretreatment variables selected to control for imbalances between treatment groups are as follows. First, I use the MAR variable ‘catness’ which is a measure of strength of ethnic group identity. The more salient ethnic identity is to a group the more likely the group should be to fall into the ethnic party category or banned party (Rabushka and Shepsle, 1972). The two country level variables I use for pretreatment are ‘durable’, from the Polity IV dataset and ‘region’. Durable identifies the number of years since the most recent regime change. As newer democracies seem to be more vulnerable to ethnic party fractionalization, and ethnic party bans are often put in place in the aim of protecting fragile democratic institutions this is included. Recent power change may also create the sense that organizing ethnic parties to become involved in competitive elections is necessary. Finally, the region variable is included as some regions, notably Africa and parts of Europe, are more apt to ban ethnic parties, some areas are more likely to see their formation, and other regions are less likely to see either phenomenon. These factors can also be considered to have an independent impact on propensity toward greater conflict intensity.

I calculate multinomial propensity scores with the ‘Toolkit for Weighting and Analysis of Nonequivalent Groups’ or *twang* package in R (McCaffrey et al., 2013) to assess the average treatment effects of each group (ATE). Unlike methods of propensity score estimation using simple logistic regression models with iterative variable selection, *twang* employs machine learning methods in the aim of reducing bias and mean-squared error (Lee, Lessler and Stuart, 2010). Specifically, scores identifying the average treatment effect on the population are generated using a Generalized Boosted Model (GBM), which is an “iterative process with multiple regression trees to capture complex and nonlinear relationships between treatment

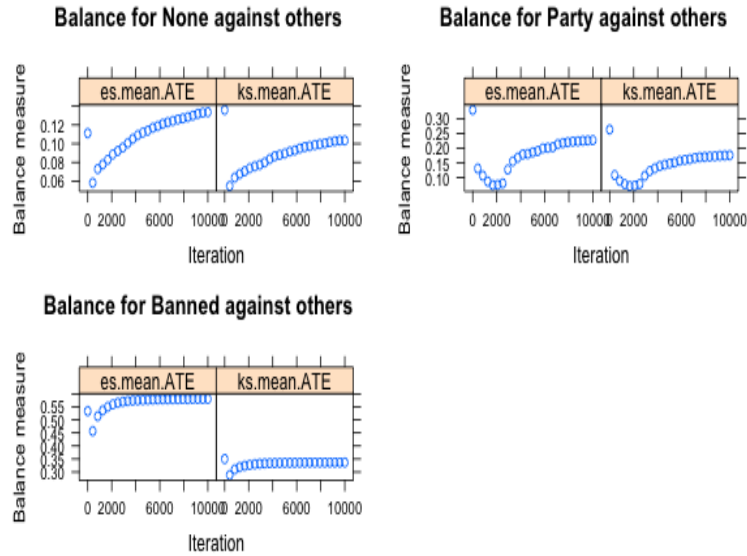


Figure 5.10: Optimize Plots:

assignment and the pretreatment covariates without over-fitting the data” (McCaffrey et al., 2013).

GBM-based propensity score estimation requires a few choices concerning balance criteria. First, I select an appropriate number of regression trees to grow, as to avoid making the models too complex (or not complex enough to provide balance). The default is 10,000 trees, which is what I used. There are two available measures of balance, absolute standardized bias (effect size) and the Kolmogorov-Smirnov statistic. I use both to assess balance and the mean of the covariate balance metrics as a stopping rule to summarize across covariates. The plot diagnostic graph presented in Figure 6.10 shows that this is an appropriate number of maximum iterations to optimize the balance statistics, as weights change very little at the upper end of number of iterations.

The graphical diagnostic used to test the assumption that each experimental unit has a non-zero probability of receiving each treatment is presented below (Figures 6.11, 6.12, 6.13) to help exhibit the overlap of the empirical propensity score distributions. What we want to see in the boxplots is weighted treatment group means producing consistent estimates of population means. Overlapping boxplots indicate that any ethnic group, per country-year could have the chance to end up with one of the three group conditions of having an ethnic party, an ethnic party ban, or neither. The graphs show the distribution of estimated propensity scores across treatments. Figure 6.11 depicts my estimation of a propensity score model for the ethnic party treatment category, showing the estimated distribution of propensity scores in each treatment group. According to McCaffrey et al. (2013, 23) “[t]here are no specific rules for what constitute sufficient overlap but substantial overlap of the boxplots is desirable”. The assumption appears to be generally met, though there may be some issues with the balance in the banned treatment group (as it has the smallest number of cases).

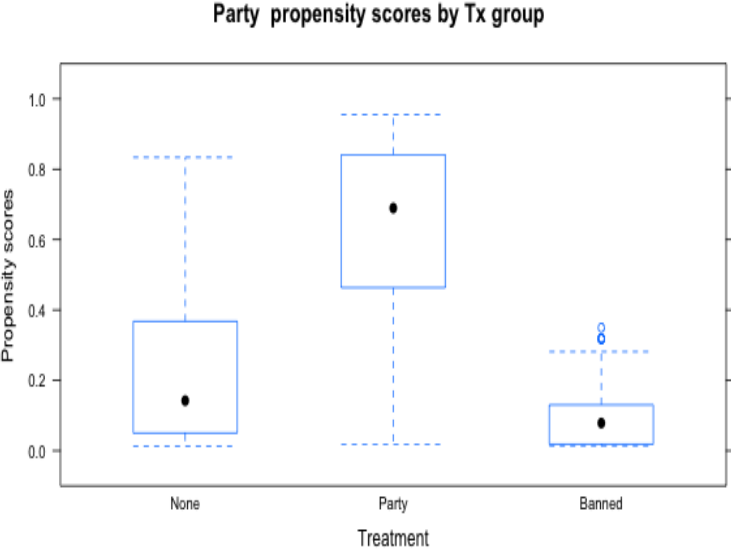


Figure 5.11: Assessing Overlap: Party Sample Scores Across Groups

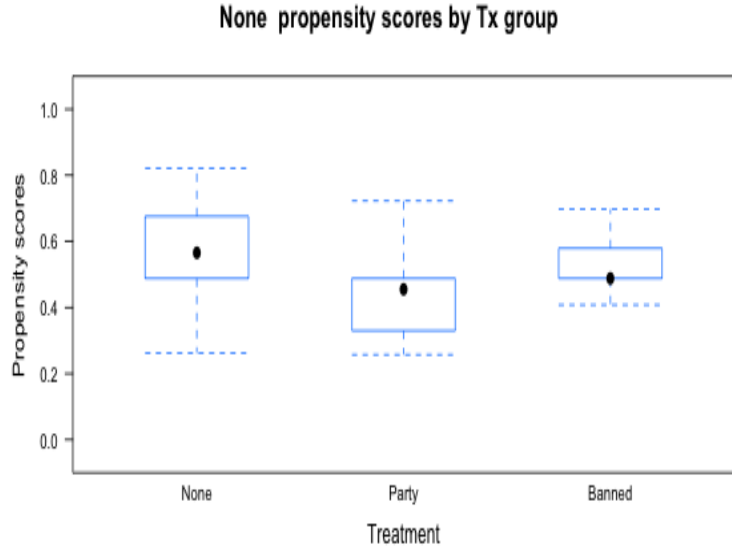


Figure 5.12: Assessing Overlap: No Party or Ban Scores Across Groups

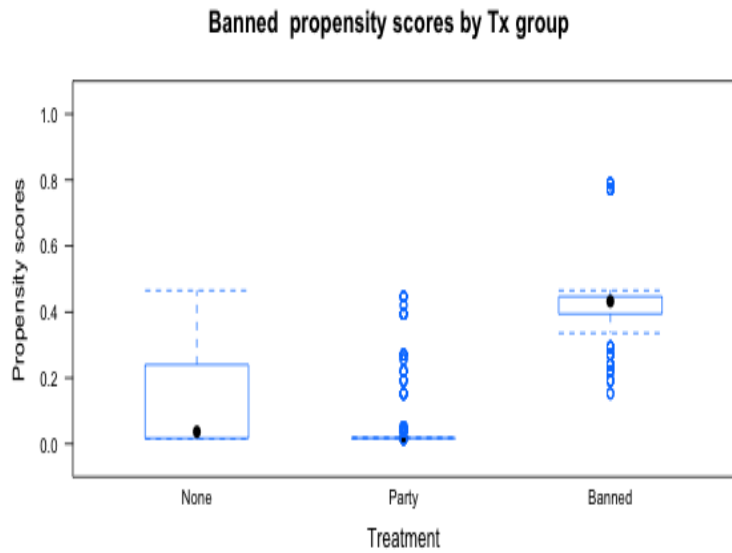


Figure 5.13: Assessing Overlap: Party Ban Scores Across Groups

#### 5.4.1 Gauging Overlap of Propensity Score Distributions

Next, I present graphs to display the assessment of balance between treatment groups. The graph below demonstrates to what extent the weighting process has pulled down the maximum pairwise absolute standardized difference. In other words, the left side of each plot shows the magnitude of differences between groups on each pretreatment covariate before

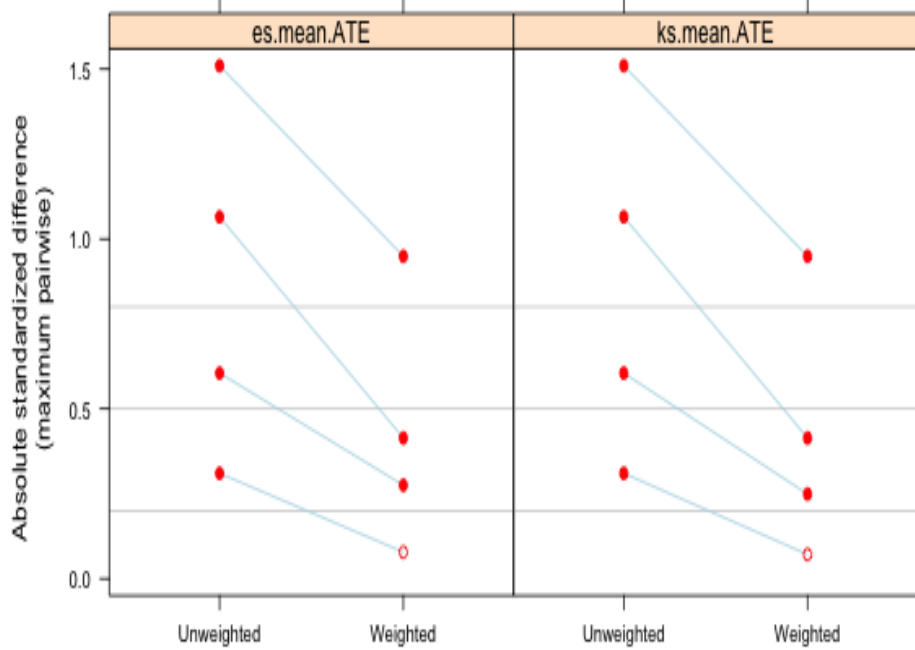


Figure 5.14: ASMD between Treatment Groups

propensity score weighting. Proper weighting will balance out the treatment groups in a way that reduces these differences, in our case, on region, ethnic salience, and durability of regime. What we see is that the maximum ASMD decreases for all pretreatment covariates. The solid red circles indicate the statistically significant differences between covariates before and after weighting. Figure 6.15 exhibits the balance plots for individual treatment group fits.

Finally, once assessments of balance have been confirmed, I rerun the original models using propensity score weighting. Results are presented for each dependent variable in Table 6.9. The relationship between ethnic party status, after propensity score weighting, and intensity of conflict (optimally scaled) changes slightly. The intensity of rebellion increases significantly among ethnic groups with an ethnic party. For groups banned from party organization, as compared to groups with no party or ban, there is no change in violence. In other words, after modeling the selection process that would bias which treatment category

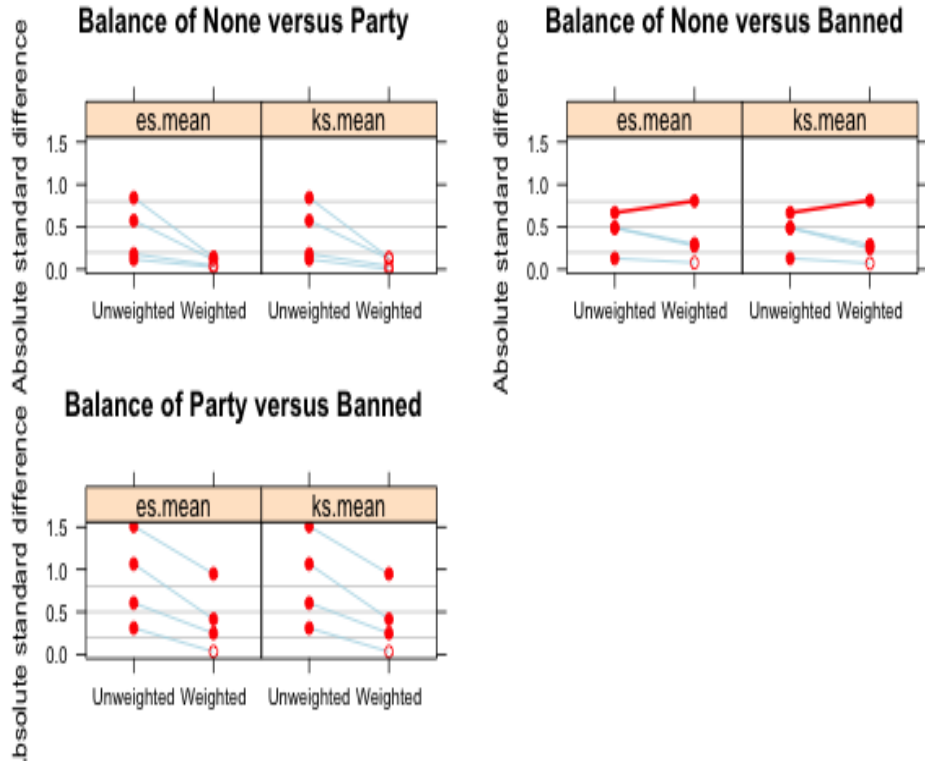


Figure 5.15: Balance Plots for Individual Fits

each falls into ( party, ban, or neither) and adjusting to remove the bias, we can be even more confident that nonrandom noise is not driving the results.

Another interesting difference between the models before and after propensity score weighting is that most political institutions and economic indicators now appear to influence intensity of violent conflict. I expect that the weighting process removed significant bias that may have been driving some of these results in prior models (perhaps balancing treatment groups on 'region' specifically). That said, every group level indicator still matters for violent conflict as there is a positive relationship between increased group concentration, cultural differentiation, and economic differentiation and greater levels of violent unrest.

For protest intensity, having an ethnic party has no significant impact as compared to groups with no party or ban. The difference between groups with no party or ban is also not significantly different from groups that are banned from forming an ethnic party. Unlike the violent conflict model, the protest model indicates that almost none of our model indicators



significantly predict intensity. In fact, the only predictor that influences protest, aside from prior levels of protest, is cultural differentials between ethnic groups.

Table 5.9: Weighted Propensity Score Models

	Rebellion	Protest
(Intercept)	-0.66*	-0.10
	(0.10)	(0.10)
Lagged Rebellion	0.78*	
	(0.03)	
Lagged Protest		0.68*
		(0.03)
Ban	0.10	0.08
	(0.05)	(0.05)
Party	0.23*	0.03
	(0.08)	(0.08)
Federalism	-0.00	0.01
	(0.05)	(0.06)
Democracy	0.01*	0.01
	(0.00)	(0.01)
Plurality	0.24*	0.08
	(0.08)	(0.07)
District Magnitude	0.07*	0.03
	(0.03)	(0.03)
Group Con	0.25*	0.07
	(0.05)	(0.06)
Cultural Dif	0.23*	0.27*
	(0.05)	(0.06)
Economic Dif	0.19*	-0.02
	(0.06)	(0.05)
FDI/GDP	-0.01	0.01
	(0.01)	(0.01)
Growth	0.01*	-0.00
	(0.00)	(0.01)
<i>N</i>	2606	2606
AIC	7993.05	7596.07
BIC	8298.84	7901.08
log <i>L</i>	-3944.53	-3746.03

Standard errors in parentheses

\* indicates significance at  $p < 0.05$

## 5.5 Discussion of Model Results

### 5.5.1 Ethnic Parties

After analyzing the relationship between ethnic party status and both violent and nonviolent conflict employing several modeling strategies, rescaling the dependent variables based on information from the data, and carefully managing potential endogeneity issues with techniques appropriate to enhance causal inference for observational data, at least one conclusion can be drawn with a great deal of confidence. Ethnic groups that form exclusively ethnic political parties engage in significantly greater levels of rebellion and protest than groups with no party, and often appear to engage in significantly less conflict than groups that are banned from forming ethnic parties. This robust result suggests that Ishiyama's (2009) findings that, in some cases, ethnic parties do not influence greater levels of unrest, are driven by either problems with measurement, allowing for too much error in the models by failing to hold constant important factors across countries or ethnic groups, or by including some groups (with lower levels of conflict) that have been banned from party activity in the wrong category of having an ethnic party. The consistent result that ethnic parties produce higher levels of violent conflict lends support to Hypothesis 1. It was not my expectation that ethnic party formation would produce greater levels of nonviolent conflict, but it is an interesting finding worth further investigation.

Ishiyama (2009) also claims that ethnic groups with ethnic parties may appear to have more intense conflict simply because these groups engage in greater conflict to begin with, which explains why they form parties in the first place. Once performing further robustness checks which involve including a lagged version of both violence intensity and protest intensity on the right-hand side of each equation it seems that while prior conflict explains almost 50% of the variation in both conflict intensity models it fails to wipe away the relationship between ethnic party presence and conflict. Additionally, if prior conflict leads to formation of parties, and this drives the relationship between parties and conflict, we would expect

ethnic groups banned from forming parties to have equally high levels of conflict potential.

Based on results, ethnic groups with parties engage in higher levels of both violent conflict and protest. According to the theory, preference intensity for exclusive ethnic group gains, driven by ethnic outbidding, should create fertile grounds for violent conflict. I hypothesized that ethnic groups with parties would have less trust in institutional change achievable through nonviolent demonstration. It seems as if preference intensity can also motivate protest. Perhaps both types of conflict are, more or less, different tactics fueled by the same motivations. The two conflict processes are not mutually exclusive. It is difficult to separate out whether different members of the group are engaging in one process or another, or if demonstration leads to outbursts of violence. These are limitations inherent in group-level vs. individual-level data, further limited by yearly estimates (as opposed to more fine-grained data).

### **5.5.2 Ethnic Party Bans**

The effect of ethnic party bans was not as strong and consistent as that of ethnic parties, and in some instances performed against expectations. Hypothesis 2a. stated that ethnic groups with party bans will engage in lower levels of unrest. In the first ordinal logit model it seems that groups with ethnic party bans have significantly greater levels of violent conflict than groups with no party or ban. However, when analyzed in the linear framework, there is no significant difference in rebellion between groups with no party or ban and groups with party bans. Comparing quasi-standard errors we can see that groups with ethnic party bans engage in significantly lower levels of conflict than groups with parties.

In the protest models, groups banned from ethnic party formation have similar levels of protest intensity to that of groups with no party or ban, while groups with ethnic parties are significantly more active in larger demonstrations, which contradicts expectations stated in Hypothesis 2b. The relationship carries through all models, except the final propensity score weighted model. One interpretation is that constitutional bans that prevent the politicization of ethnicity really ease tensions between groups, cooling preference intensity toward

exclusive group gains so much that even nonviolent conflict is less necessary. Another explanation is that “soft” ethnic party bans capture too much variation by encompassing groups that never would have formed parties, groups encouraged from forming more inclusive coethnic coalitions, and groups harshly repressed from any civic participation. Finally, the lack of both conflict activities could be a matter of logistics. All parties, ethnic or otherwise, are organizations and as such have certain organizational capabilities. Ethnic parties motivate and mobilize through ethnic outbidding, producing greater conflict. But mobilization requires more than just extreme preferences. It takes organization. Groups banned from forming ethnic parties lack some of the organizational tools that ethnic parties have to demonstrate in large numbers.

To explore the mobilization theory more deeply I also test to see whether an increase in ethnic party age has an effect on conflict intensity. After all, the longer an ethnic party has been around the more established or organized they are likely to be which should impact their ability to mobilize the group. I find a significant association between the two when truncating the sample to only include groups with ethnic parties, presented in Table 7.1 (0.03, s.e. 0.01,  $p < 0.001$ ).

Table 5.10: Effect of Party Age on Conflict Intensity  
Rebellion

(Intercept)	1.03*
	(0.12)
Party Age	0.03*
	(0.01)
$N$	655
$R^2$	0.06
adj. $R^2$	0.06
Resid. sd	2.03

Standard errors in parentheses

\* indicates significance at  $p < 0.05$

Groups with ethnic party bans behave like groups with no party and no ban, in terms of violent unrest, and produce significantly (or close to significantly) less violence than groups with ethnic parties, in all models except the final model that includes weighted propensity

scores. When groups are balanced in ethnic salience, region, and regime durability, ethnic groups banned from party activity engage in equal levels of violent conflict than groups with no party or ban and those with ethnic parties. Some of the results here support claims made by Basedau and Moroff (2011) in their empirical examination of ethnic party bans in Africa, in that, in few cases party bans appear to reduce violent conflict (measured in various ways), but mostly, levels of conflict before and after bans do not change. However, I find that, at least in a larger, global, sample of “soft” ethnic party bans, bans appear to at least diminish the level of conflict strongly associated with ethnic party involvement.

### **5.5.3 Democracy**

The indicator approximating levels of democracy does not have a consistent independent relationship with violent conflict intensity, providing enough empirical support to reject the alternative hypothesis 3a. There is no significant association between democracy and rebellion detected in the original Ishiyama ordered logit model, and it does not register as an important indicator of violence in the conflict models with my optimally scaled DV. Level of democracy does have a more consistently significant, direct impact on protest in a positive direction. By assessing the effect of democracy on protest for each ethnic group, based on ethnic party status, it appears that greater levels of democracy increase the intensity of protest for all groups, but the effect is largest for groups with ethnic parties, followed closely by groups banned from ethnic party formation. In support of Hypothesis 3b., there is a consistently significant interaction between ethnic party status and democracy when predicting intensity of rebellion, at least for ethnic groups banned from ethnic party formation. Climbing levels of democracy increase violent conflict for groups with bans.

The theory posits a couple possible scenarios for the phenomenon. On the one hand, ethnic party bans may prove to be a barrier to representation of minority ethnic group interests once large nationalized parties have established dominance and this barrier proves unacceptable in light of enhanced freedoms lopsided in favor of other groups. On the other hand, more democratic institutions may offer ethnic minority groups the long awaited op-

portunity to establish meaningful opposition, which the ruling regime finds unacceptable. The attempt to obtain government positions through local elections has often been met with challenges by the party in power. In some instances, the opposition minority parties are accused of being particularist and disallowed from democratic competition. Turning back to the interaction presented in Figure 6.1, even though greater democracy levels significantly increase violent tendencies, the change in predicted values (0 to 1) is not large and still remains lower than that of ethnic groups with ethnic parties. This situation will be explored in more detail in the case studies.

#### **5.5.4 Comparison between Measures and Models**

In summary, when treating the dependent variables, rebellion and protest, as ordinal versus continuous, we get different results with respect to the association between ethnic party bans and unrest. So, instead of relying on only my intuition regarding the appropriate level of measurement, I turn to the data and the model to inform my choice and rescale the dependent variables based on that information.

While rescaling the ordinal dependent variables did not radically change the results of either model the exercise is informative in several ways. Practically speaking, taking level of measurement more seriously by allowing the data to lend credence to our theories about the structure of our variables we can choose better fitting models and stop settling for ‘mixed’ results produced by models chosen without thorough consideration of the data. Furthermore, presentation of findings can be greatly improved within the OLS framework. This scaling technique also improved the fit of each model without leaving us exposed to risk of increased bias.

Finally, utilizing causal inference techniques for analyzing observational data, I attempt to ensure that my results are not driven by differences between groups with particular ethnic party status, other than party status, that influence propensity toward unrest. I argue that the geographical region of the ethnic group, the level of ethnic salience attributed to the group, and time since last regime change, are all factors that can impact whether an

ethnic group forms a party, a country decides to place a constitutional ban on ethnic parties, or neither. These factors may also have links to rebellion and protest. Balancing groups using weighted propensity scores removes this potential bias and results in changes in some key relationships. Balancing groups in the rebellion model causes many of the variables to have influence on rebellion, whereas in models without weighting they did not. The protest model, however, does not reveal much information on causes of protest, with the exception of cultural differences between groups <sup>1</sup>.

In the following chapters I aim to provide a deeper look at some of the mechanisms discussed above, as well offer more detailed explanation of where the models might have come up short.

---

<sup>1</sup>That, or prior protest is now wiping away the influence of other indicators.

## Chapter 6

# Illustrative Examples of Constitutional Ethnic Party Bans

### 6.1 Ethnic Party Bans in Action: Successes

In this chapter I provide some qualitative context to illustrate the way my model mechanisms operate on the ground. I present a detailed discussion of several historical narratives of the process of constitutional banning of ethnic parties to support by quantitative findings. The first three cases I present showcase countries in which ethnic party bans were successfully implemented and forestalled ethnic outbidding and subsequent unrest.

I selected countries with constitutional bans that have implemented clear, specific spatial distribution requirements. Each country has a different pattern of ethnic composition, colonial history, and electoral design in order to dig a little deeper into the way the control variables work in my statistical models. The countries I chose to demonstrate examples of failing ethnic party bans, Algeria and Djibouti, provide excellent examples of heavily lopsided ethnic group composition where extreme majorities dominate government from the time of independence. In these examples, constitutional bans fell short of their goal to nationalize political parties. The failures also shine a light on the problems involved with preventing ethnic conflict while ideological/religious conflict seeps into newly democratic governments.



### **6.1.1 Ethnic Outbidding**

Literature is rife with examples of ethnic outbidding produced by ethnic party formation in newly competitive democratic arenas. In Rabushka and Shepsle (1972), the model of ethnic outbidding is verified with evidence from numerous cases in societies characterized by various types of ethnic configurations including those in which an ethnic group makes up the dominant majority, dominant minority, and more diverse, fragmented ethnic polities. Extremism is found to be rampant during the shift toward democratization, even after long stretches of accommodation of differences prior to ethnic party bids for power (Rabushka and Shepsle, 1972, 207).

Horowitz (1985, 2007) cites numerous examples of power-sharing failures, though Lijphart counters with just as many instances of success. Federalism exhibits fewer examples of failures, but notably remains the least popular electoral design in the world, so there are also few examples of success. One instance of a federalist success commonly referenced in the literature lies in the example of India. India serves as a particularly instructive case in which institutional practices of articulating ethnic group interests into government works to stabilize democracy, but does not demonstrate that encouraging the politicization of ethnicity resolves communal conflicts. The patronage democracy Chandra (2004) describes has proven to facilitate ethnic parties that are small, fractionalized by cross-cutting cleavages, though interethnic violence has not subsided.

### **6.1.2 Successful Constitutional Ethnic Party Bans**

Depending on the measure of success or failure used to assess party banning institutions, there are numerous examples of constitutional prohibitions on particularist parties easing ethnic tensions in competitive politics. In some instances bans reduce violence, as in Rwanda, Nigeria, and Indonesia. In the scant empirical research on ethnic party banning, it appears that, at least in SubSaharan Africa, ethnic groups engage in comparable levels of conflict before and after party bans are implemented (Basedau and Moroff, 2011). However, forestalling es-

calating conflict that breeds from ethnic outbidding can also be counted as a success. Bans may also require time to take effect. The recruitment effort of a party to reach beyond its base, especially when spatial requirements dictate reaching into other regions, to gain multiethnic support could take time.

What does seem clear is that spatial distribution requirements for party membership, designed similarly to a federalist electoral system, has produced promising results in terms of creating parties with a national, rather than communal, presence. Two examples of this requirement in effect are Kenya and Tanzania. Both countries have presidential, first-past-the-post (FPTP) electoral systems, and have constitutional ethnic party bans that require pan-ethnic representation within parties based on a quota of regional membership.

### **6.1.3 Nigerian Case**

Nigeria is an interesting success story as it was once selected as an exemplary display of the process of ethnic outbidding by Rabushka and Shepsle (1972). Nigeria falls into the category of a dominant ethnic majority configuration. Transitioning from colonial rule to independence proved challenging due to entrenched Nigerian nationalism among ethnic tribes. Ethnic political parties formed to advance group specific interests based on tribal/regional interests. The make-up of ethnic political parties during the dissolution of British colonial rule was as follows:

“Azikiwe, an Ibo, formed the Council of Nigeria and the Cameroons, later re-named the National Council of Nigerian Citizens (NCNC); Yoruba nationalism first appeared in the Egbe Omo Oduduwas, a cultural organization founded in 1948, which subsequently became active in politics as the Action Group (AG); and, finally, Hausa interests were expressed by both the colonial authorities and the traditional rulers until the Northern Peoples’ Congress (NPC) was formed to contest the 1951 elections.”

Independent Nigeria was established as a parliamentary system with a federalist electoral design. The first competitive election was held December 12, 1959. Violence erupted

periodically throughout the campaign and during election time with frequent outbreaks of interethnic violence as party members were stoned in all three major ethnic regions. The Northern People's Congress won the majority of seats in the House (134), though the remaining parties, consisting of five ethnic groups and two independent groups, formed a coalition as together they held 148 seats in total.

Unfortunately, open democratic elections were short lived as the control of government was snatched from the NPC via a military coup which took place in January 1966. The Constitution was thrown out and a unitary, military government was established. During the coup Prime Minister Sir Abubakar Tafawa Balewa and two regional Premiers were assassinated. A provisional military government headed by an Ibo, Major General Johnson Aguiyi-Ironsi, took over the duties of both the federal and regional governments (Anber, 1967). The new arrangements clearly favored the Ibo interests at the expense of Hausa interests. Hausa Northerners reacted in outrage and a series of riots broke out in the North with attacks targeting Ibos. In July of 1966, just months after the first military coup, a second coup led by Northerners in the Nigerian army overthrew the military regime of Ibo Major General Aguiyi-Ironsi and replaced him with a Hausa military leader. Within a few months the Eastern Region had seceded and declared itself the independent state of Biafra. The frequent, violent transitions of power through repeated coups were followed by three years of civil war ending with the surrender of Biafra in 1970 (Anber, 1967).

Civil war eventually fizzled, most likely due to war fatigue produced by over 100,000 military casualties and between one and two million civilian deaths from secondary effects of war. Military government continued to rule Nigeria, however, and was plagued by many more coups and coup attempts until a short reprieve of electoral democracy between 1979 and 1983. During this time a new constitution was formulated which changed the structure of federalism in efforts to loosen the hold of divisive, exclusionary ethnic parties. Reilly (2006, 40) describes the regulations spelled out in the new Nigerian constitution which "required successful presidential candidates to gain a plurality of votes nationwide and at least a quarter

of the votes in 13 of Nigeria's then 19 states. In 1989, this provision was made even more onerous, requiring a president to win a majority overall and at least one-third of the vote in at least two-thirds of all states in the Federation. In the event that no candidate meets this requirement, a runoff election is required".

Nigeria experienced several more military coups, as no other legitimate transfer of power between ethnic groups was available, and became, again, subject to military rule for another 14 years. Under the rule of General Abdulsalami Abubakar, an Independent National Electoral Commission (INEC) was appointed to facilitate a transition to civilian rule through democratic elections. The new president, Olusegun Obasanjo, was committed representation of all Nigerians and preventing backsliding into dictatorship. Under his guidance a new constitution was established in 1999 which specified a series of party regulations for banning ethnic parties, retaining spatial distribution requirements addressed in the 1983 constitution (Bogaards, 2010).

The Nigerian case of constitutional ethnic party banning is considered a success for a couple of reasons. First, Nigerian ethnic party bans are more than merely symbolic. Bogaards (2010) finds that between 1989 and 2002 64 political parties were denied registration by the Nigerian government on the grounds of failing to form a coalition with a national presence. Following the constitutional ban and appeals for multiethnic representation coming from President Obasanjo, elites have developed informal practices intended to reduce ethnic and religious political mobilization. Zoning practices also ensure certain political offices are reserved for members of particular regions or ethnic groups (Suberu, 2001). Secondly, immediately following the constitutional ban, the 1999 election worked reasonably well, especially considering the troubled history of Nigerian elections. Perhaps the most convincing evidence of the ban's effect was that it seemed to work in practice. Obasanjo "ran on a cross-ethnic platform and in fact gained greater votes outside his own region than within it— precisely because, it appears, he campaigned on a cross-regional, multi-ethnic platform", winning in 1999 with around 60% of the vote, and again in 2003 by nearly the same margin (Reilly,

2006, 821).

Success of Nigerian institutions to prevent outbidding and establish lasting democratic peace is met with skepticism by others. For Basedau and Moroff (2011), Nigerian constitutional banning was only a small part of a larger effort to ease ethnic tensions and regulate distribution of political power. It is also important to note that unrest was not entirely diffused by the change in constitutional party regulation. Election tampering, intimidation, and political thuggery still occurred in the 1999 election. At most, Basedau and Moroff (2011) admit that banning political parties did not lead to an increase in violence in Nigeria. Considering the prior historical strife between ethnic groups, not to mention that Nigeria already had fully formed ethnic parties responsible for perpetrating the violence, it is not obvious how a party ban would immediately result in a drop-off in violence between groups, at least not until the wounds caused by prior outbidding heal through moderate, multinational coalitions.

Of course, since the establishment of the 1999 Nigerian constitution the country has been plagued with a great deal of violent unrest. Getting to the root of current hostilities requires understanding the context of Nigeria's economic and political struggles. As the biggest oil producer in Africa, Nigeria has lagged behind in the development of infrastructure and a diversified economy. Rampant corruption has eroded the legitimacy of government institutions and is at least partially responsible for the rise of popular political Islam in the Northern regions. Boko Haram emerged in the northeast region of Kanamma in 2003 as a pushback against Western-style secular institutions. Terrorist attacks carried out by the group escalated over the next fifteen years, culminating in the April 2014 kidnapping of 276 teenage girls from a school in northeast Chibok.

Despite the waves of Islamist terrorism faced by Nigerians, there is little sign of interethnic unrest. The one exception is the occurrence of some intercommunal violence in the middle-belt region, which can be attributed to the competition for access to land between nomadic peoples and farmers (Human Rights Watch, World Report 2016).

Nevertheless, the Nigerian case of ethnic party banning is promising due to the federal character built into party regulations. Dividing and decentralizing power at the national level has been relatively successful in enhanced inclusion of minority group member interests, it is reasonable to expect parties that diversify in this way to produce positive results.

#### **6.1.4 Tanzania Case**

Tanzania provides an instructive case of the way spatial requirements can aid in the development of strong pan-ethnic parties. Unlike some other countries in my sample, Tanzania has not experienced a great deal of interethnic conflict. One explanation for this phenomena is that the country is composed of over 120 ethnic groups which reside in distinct geographic regions, none of which is a dominant majority. The largest ethnic group, the Sukuma, makes up only 13% of the population while the next largest ethnic groups make up less than 5% (African Studies Center, University of Pennsylvania, 2014).

Newly independent Tanganyika and Zanzibar became the single United Republic of Tanzania in 1977. Under single party rule, the first political party, Chama Cha Mapinduzi (CCM), came about from the merging of two of the largest ethnic parties from the mainland and the island of Zanzibar. Multiparty competition was reintroduced and added to an amended constitution in 1992, with the stipulation of strict requirements for parties to exhibit a national character (Norman, 2009). Tanzania's constitutional party regulations specify (Bogaards, Basedau and Hartmann, 2010):

“in addition to a ban on religious, tribal, regional and racial parties, the Tanzanian constitution denies registration when a political association ‘advocates or intends to carry out on its political activities in only one part of the United Republic’ (Article 20(2)). The political party law of 1992 in Tanzania stipulates that, in order to be registered, a political party needs to have not fewer than 200 registered members in a minimum of 10 regions, covering both the mainland and the islands of Zanzibar and Pemba. Two parties have been denied registration for failing to demonstrate such a national presence. ”

Empirical evidence reveals that Tanzania has strongly nationalized parties as a result of these constitutional requirements (Bogaards, Basedau and Hartmann, 2010; Lublin, 2016). Another factor responsible for nurturing the culture of nation over tribe was the strong push for social policies that forged an integrated Tanzanian national identity (Miguel, 2004). Finally, it is noteworthy to mention that at independence Tanzania established a socialist economic system, ratified in the Arusha Declaration. It is likely that socialist ideology, known as *Ujamaa*, which delineates the post-colonial government's commitment to build a society based on the core principles of equality, sharing of resources, and eliminating exploitation of all groups, influenced the move away from identity based on religion, tribe, or language, toward one more class conscious (Malipula, 2014). These social influences make Tanzania an interesting case as ethnicity is less salient in Tanzania than it is in Kenya or in other more deeply divided African states.

The constitutional ban on ethnic parties was successful in nationalizing parties, preventing ethnic outbidding when multiparty competition was introduced, and staving off conflict between groups. The Tanzanian constitution also established free and fair elections by requiring monitoring through a bureaucratically managed, locally appointed National Electoral Commission (Norman, 2009), with the first parliamentary by-election being held in 1994. The legitimacy of elections is also reinforced by a history of presidents observing their term limits, even though the major nationalized party, CCM, enjoyed electoral victories since the inception of competitive elections. When the original CCM president, Nyerere, completed his terms his poorly performing economic policies were gradually replaced by his successors leading to a more liberalized, productive economy.

Tanzania offers an example of how party bans work less well to prevent conflict as a country becomes more democratic, at least on paper, and fails to represent some ethnic minorities through major, nationalized political parties. The regime, run by the nationalized CCM, established and bolstered democratic institutions up to the point that its electoral stronghold was challenged by a growing opposition. The NCCR-Mageuzi party, primarily

made up of ethnically Chagga members, became a major contender in the months leading up to the 1995 presidential election. The CCM targeted the opposition party by claiming it was a vehicle for exclusively Chagga interests. Similar accusations were launched against the mainly Sukuma party, the UDP, and the party gaining strength in the Pemba region, CUF, as its membership was predominantly Muslim.

Tensions between opposition parties and the CCM came to a head soon after the 2000 election, in which the CUF finished as a distant second behind CCM. CUF organized protests to challenge and overturn election results leading to a crackdown by CCM controlled government forces. At least 31 people were killed and hundreds more arrested in Zanzibar (Norman, 2009). Protests grew in size after the crackdown forcing the CCM to work with the CUF on a reconciliation agreement in order to prevent continued unrest.

#### **6.1.5 Kenya Case**

Kenya represents an example of both the inflammatory nature of banning just one ethnic party and the way constitutional banning with spatial requirements of inclusion can help ease tensions. Tribalism in Kenya dates back to the colonial era. From 1920 to 1963, Kenya was under the rule of the British who used the divide and rule method of governing through ethnically defined administrative districts (Orvis, 2001). For years colonizers played ethnic groups whom they considered a threat against one another in order to retain dominance. The Kikuyus and Luos were primary targets of divide and rule methods owing to their large numbers. At independence, Kenyan government was designed as a parliamentary system with highly limited power awarded to opposition groups gaining seats in their respective districts. In its inception as a single-party state the executive branch was given centralized authority, including the power to appoint election monitors (Hanson, 2008).

The ethnic landscape in Kenya is made up of numerous groups (around 70), none of which come close to majority. About 20% of the population are Kikuyu and 12% are Luo. Around 75% of the Kenyan population is comprised of five main ethnic groups. Not only are the groups regionally distinct, but they also engage in distinct socio-economic patterns. The



Kikuyu, as power-holders are more educated and disproportionately in control of government and commerce. Luo economic activity is based in artisanship and trade. The Kamba are overly represented in military offices and the Kalenjin in farming (East African Living Encyclopedia).

The first two political parties to form before and during the movement for independence in Kenya, the Kenya Africa National Union (KANU), a collaboration between the Kikuyu and Lou tribes, and the Kenyan African Democratic Development Union (KADDDU) composed of numerous smaller ethnic groups, shaped current tribal politics in the country. The KADDDU coalition resisted potential domination by the two larger ethnic groups by pressing for *majimbo federalism* in efforts to protect from centralized control of government (Orvis, 2001). The KADDDU opposition was short-lived. At the time of independence, forged mainly by KANU, KADDDU dissolved into the KANU party, which established the independent, single-party state. While at first the KANU made some concession to minority ethnic group leaders eventually KANU preferred to reward small ethnic groups through patronage and local autonomy but cut out the Luo entirely. However, powers allotted to minority group elites were snapped back in the 1980s after a heavy bought of economic stagnation. Several attempted coups occurred and opposition grew up until 1990 when the regime faced demands for democratization through competitive elections (Orvis, 2001). KANU initially responded with repression of opposition but capitulated, leading to the first multiparty elections held in December 1992. Despite the presence of competitive elections, the KANU used repressive means to ensure electoral success through intimidation of opposition parties. Party development took on a distinctly ethnic character and ethnic outbidding resulted in violence up to and after the first election, which the KANU won by only 36% of the vote.

The first instance of ethnic party bans being implemented in Kenya occurred in 1994 when the Islamic Party of Kenya (IPK) was banned from participation in politics two years after its establishment. The IPK enjoyed support from many Kenyan Muslims who took the ban as a signal of repression of the group's specific religious rights. Following the ban, and

arrests of many IPK leaders, violence ensued as well as increased radicalism among ethnic group members (Basedau and Moroff, 2011). The hostile reaction and radicalization that resulted from the 1994 ban of a single party is unsurprising as the action was an affront to the ethnic group, instead of a national effort to diversify all parties.

The constitutional ban on all ethnic parties in Kenya was not formulated until the ratification of the Political Parties Act in 2008 (Moroff, 2010). The revision to party regulations came as a response to the violence that rocked the 2007 election in which over 600 people were reported to have been killed (Hanson, 2008). Major protest erupted into violence over the electoral victory of Kikuyu president Mwai Kibaki. Members of the opposition claimed electoral mishandling and engaged in targeted assaults against Kikuyu Kenyans. The crisis drew international attention and the UN became involved in negotiating an end to the conflict including a new coalition government as well as new party regulations to reduce tribalism in politics.

The Kenyan Constitution provides a threshold similar to that of the Nigerian constitution, requiring successful candidates to win a plurality of the vote overall as well one-quarter of valid votes cast in at least five of the eight provinces (Reilly, 2006). Party regulations in Kenya are well-enforced. Political registration requirements are monitored by institutions regularly checking party platform and memberships for conformity with the law, in terms of quotas for national membership (Bogaards, Basedau and Hartmann, 2010). Kenya's 2013 election was peaceful.

The push away from ethnic divisions in politics appears to have been met with public approval. A 2012 news article from the International Justice Monitor reports that "close to two-thirds of Kenyans are opposed to ethnic groupings that some politicians are using to mobilize support and votes for elections scheduled for early next year, a new opinion poll shows" (Maliti, 2012).

## 6.2 Ethnic Party Bans in Action: Failures

Constitutionally established ethnic party bans can count as failures in the situation in which bans either created more unrest or simply failed to reform party structure to produce a reasonable degree of multiethnic collaboration. There are two clear obstacles to party ban effectiveness. The first lies in the failure of the state to deny registration to ethnic parties that do not become more inclusive. When ethnic parties can easily circumvent requirements to diversify outbidding cannot be curbed. The second issue with bans is that, in almost all cases, it is difficult to deal with ethnic parties that are already firmly established. A constitutional change that requires diversification can lead to recruitment efforts by an ethnic party, but there are examples of ethnic elite strongarming members and terrorizing voters of other groups to gain support by force.

### 6.2.1 Algeria Case

Algeria provides another example of failure of the constitutional banning of ethnic parties. Though, in the Algerian example, ethnic outbidding was not a matter of tribe, as the country hosts one vastly dominant, fairly homogenous, ethnic group, Berbers identifying as Arabs, at 90% of the population and a small population of Turkish, French/European, and Sub-Saharan African groups. Outbidding instead occurred as a clash between religious and secular ideologies. Basedau et al. (2007, 624) highlight the special challenge to party regulation posed by Islamist parties, some with goals to undermine democratic institutions once in power, which was precisely the situation in Algeria.

Post-independence, from 1962 until the mid-1980s Algeria was a single-party, military state run by the National Liberation Front (FLN), the party that was at the helm of the liberation movement to establish an independent Algeria from French colonial rule. A major downturn in the state-run economy, sparked by falling oil prices, led to growing public unrest which boiled over into violence in 1988. The opposition consisted of a split between liberals waiting for economic and political freedoms and Islamists critical of a “Western-oriented

secularized elite” (Mortimer, 1991). The unrest led to FLN loosing its grasp of the state and subsequent constitutional revision that “accorded the right to form ‘associations of a political character’ and dramatically revised the political geometry by depriving the FLN of its status as single party” (Hafez, 2000, 578). The Islamists soon after established the Islamic Salvation Front (FIS), filed for legal recognition and were a certified party in 1989, despite another new constitutional revision on party bans that prohibit “intolerance, sectarian practice, and parties organized on an exclusively confessional basis” (Mortimer, 1991, 580). The reasons why the FLN did not invoke this provision to prevent the registration of the FIS party is unclear, but it is speculated that the then president feared more violent retribution for repressing party competition.

In 1990 Algeria held its first multiparty election which the FIS won handily. The FIS rise to power was unsettling both to the FLN, who no longer controlled the state, and to liberals who feared that the legitimate election of an Islamist group would threaten freedoms even more than the former military regime. Upholding the results of a majority rule election was considered a formidable step toward democratization, though many feared that with Islamist in control of government other essential democratic freedoms would be in jeopardy. Despite the trepidation, the FIS gained support not only from those identifying as Islamist, but also from those disillusioned by the FLNs repressive control over government. Furthermore, the proliferation of more moderate parties on the liberal side led to split in support among those leaning left.

Local elections occurred for parliament in 1991. According to international observers, extreme gerrymandering occurred which favored the FLN in an obvious way. To reinstate the FLN’s dominant political position, the National People’s Assembly engaged in a process of severe redistricting. The redistributions overly represented rural and less populated regions, strongholds of the FLN, effectively rigging the election which drew criticism from all parties, even liberals concerned about the FIS rise to power. The FIS nonetheless swept the local elections as well (Mortimer, 1991).

Matters became worse shortly after the legislative elections as the FIS was ousted in a military coup in 1992. The military government immediately banned the future participation of the FIS in electoral politics and harshly suppressed tens of thousands of its members and supporters. This move pushed the more radical faction of the FIS into rebellion, led to the assassination of President Boudiaf, and began a civil war that would last 10 years (Aljazeera). The political climate worsened in the lead-up to the 1996 elections. In 1996, after one of the many attempts made to negotiating peace in the region, the constitution is modified to officially, and very specifically, ban political parties “founded on a religious, linguistic, racial, sex, corporatist or regional basis” or “violating the fundamental liberties, the fundamental values and components of the national identity, the national unity, the security and integrity of the national territory, the independence of the country and the People’s sovereignty as well as the democratic and republican nature of the state”. Unfortunately, the ban was circumvented by the new Islamist party on the scene, the GIA, composed of veterans of the Afghan jihad. Based on information gathered from a human rights report released by Human Rights Watch, Islamist parties responded to new requirements for multiethnic inclusiveness by threatening and intimidating other ethnic group members to coerce votes. In fact, “during the 1995 presidential elections, the GIA was reported to have threatened ‘a bullet for every ballot’ ” (Human Rights Watch).

The failure of ethnic party bans to prevent violence, in this case, has to do with the nonspecific nature of what counts as an ethnic or particularist party and the failure of the FLN to apply the ban to the FLN during the first election. The party regulation had no spatial requirements and, in this unique case of ethnic group configuration, it is not clear how those spatial distributions would be applied. Finally, it is reasonable to think that the Islamist threat to peace is qualitatively different than that of ethnic minority groups seeking representation through extrainstitutional means. The Algerian problem with violence appears to be more ideological in nature and perhaps has different causes and requires different prevention methods.

### 6.2.2 Djibouti Case

Djibouti is another case in which constitutional party regulations fail to prevent interethnic conflict in politics. The problem is one of lacking specificity in constitutional language, enforcement and the presence of well-established ethnic parties with long histories including dominance through military rule. Another intervening factor, in the Djibouti case, involves the historical and political context of prior ethnic war and weak, less than democratic institutions. Additionally, Djibouti faces the challenge of housing two main ethnic groups, Issa and Afar, one of which comprises a 60% majority (Issa). The stability of Djibouti is further challenged by its precarious geospatial location among a neighborhood of failed or failing states. I suspect that, even if implemented, spatial requirements for incorporating minorities would not necessarily solve the issues between the two main ethnic groups (East African Living Encyclopedia).

Ethnic configuration of Djibouti is as follows. Somali ethnic group, Issa, makes up 60% of the population, the Afar 35%, and the remaining 5% of the population is made up of people of Ethiopian, Yemeni, Arab, French, Italian and other ethnicities. The two larger ethnic groups reside in distinct regions. Afar people live to the west north of the Gulf of Tadjoura in sparsely populated areas; Somali, or Issa, live in the capital and southeastern quarter of Djibouti (Encyclopedia Britannica). Afar language is restricted to Afar areas and Somali is spoken widely throughout the region, though, French and Arabic remain the official languages. Ninety percent of Djiboutians are Muslim (Sunni). Djibouti is one of the most urbanized country in Sub-Saharan Africa, which offers it a higher degree of stability in some sense. However, considering both main ethnic groups have strong ties with Issa and Afar living in neighboring Eritrea, Ethiopia and Somalia, Djibouti ends up being a refuge for many refugees and economic migrants coming in waves to flee persecution or severe economic downturns in their home countries.

Unlike the path to independence taken by many African countries which necessarily involved coordinated resistance to colonizers, the people of French Somaliland (or at least

the ethnic minority, Afars) enjoyed certain privileges from colonization. Under French rule, for instance, Djibouti maintained its own legislature and representation within French parliament and achieved internal self-governance by 1957. Djibouti citizens were allowed to participate in a vote for a French referendum to remain an overseas territory of France. The vote was decided with both the Afar and European population of Djibouti by 60%, while Issas overwhelming voted for independence. The Issa, in fact, petitioned for independence much earlier with a campaign beginning in 1947. On 27 June 1977, the Republic of Djibouti became an independent state. The newly independent government opted for single-party rule in effort to prevent disintegration along tribal affiliations. The Popular Assembly for Progress (Rassemblement Populaire pour le Progres; RPP) was established in March 1979 and Hassan Gouled Aptidon, who was President of the Republic at that time, was appointed its first President and Afar leader Ahmed Dini as prime minister. Less than a year later, Aptidon dismissed the government and replaced the prime minister with another Issa elite, Hamadou. In backlash, the Afars formed their own political party, Djibouti People's Party (PPD) lead by former prime minister Dini, which was quickly banned and repressed from activity.

To solidify his power, and that of the RPP, Aptidon adopted nine constitutional articles in 1981, establishing that the president is head of state, nominates a prime minister, and may serve five-year, unlimited terms. Noncompetitive elections would also determine members of a National Assembly composed of 65 RPP members. Abstention from voting only legal form of opposition.

An Afar rebel group, the Front for the Restoration of Unity and Democracy (FRUD), launched a guerrilla war against Issa domination in 1991. Major gains by the Afar resulted in talks between the Issa controlled government and the Afar opposition. France remained intimately involved in the process, withholding economic aid in order to force ruling regime and opposition to the negotiating table (Brass, 2008). The talks resulted in the development of a new constitution and a power-sharing agreement which split power between the Issas

and Afars and allowed for multiparty competition, limited to four political parties. The new constitution also included party regulations which prohibited exclusively ethnic parties from registration, spelled out in Title I Article Six in 1992 Djibouti constitution:

“Political parties shall be instrumental in the expression of the suffrage. They shall be formed and carry on their activities freely in respect for the Constitution and the principles of national sovereignty and democracy. They shall be prohibited from identifying themselves by race, ethnic group, sex, religion, sect, language or region. The formalities with respect to registration of political parties and the exercise and cessation of their activities shall be determined by law.”

In 1993, Aptidon won a fourth six-year term in Djibouti’s first contested presidential election, which was considered fraudulent by international observers (Freedomhouse Report). Ahmed Dini became prime minister. In 1994, the largest FRUD faction agreed to end its campaign in exchange for inclusion in the government and electoral reforms (Freedomhouse Report). Djibouti has continued to experience clashes between the two large ethnic groups, mainly as a consequence of repression, authoritarian control by the dominant ethnic group, despite the regime’s persistent claims that Djibouti is moving in a more democratic direction (Schermerhorn, 2003).

The ethnic party ban ratified in Djibouti’s 1992 constitution has failed to prevent violent conflict for several reasons. Most importantly for my argument, the constitutional regulation failed to include a design to nationalize parties. Had Issa leaders been required to secure the votes of a proportion of Afar citizens, Afar people would have had representation in government and not have to resort to boycotting elections or violent unrest. A host of other circumstances including residing in an unstable region, having two large ethnic groups divided by a long history of colonization, and environmental/population crises only serve to make matters worse in terms of interethnic cooperation.



## Chapter 7

### Conclusion

This chapter will present a review and summary of the research presented in this dissertation. I begin with my primary argument for the value of constitutional ethnic party bans in preventing conflict between ethnic groups in deeply divided societies. I then summarize the Rabushka and Shepsle (1972) theory of collective choice in plural societies and outline my original extension to the model. Next, I discuss my empirical contributions including the collection of new data on ethnic party bans, utilizing novel measurement modeling techniques and dealing with endogeneity through methods of causal inference for observational data. This follows with a discussion of findings and implications of these findings. Finally, I offer recommendations for policy and future research.

Ethnic party competition in deeply divided societies poses a threat to peaceful relations between ethnic groups. Institutional engineering designed to articulate ethnic party interests can offer a cushion for the clash between ethnic groups but proves difficult to sustain. Articulation may safeguard democratic stability, but cannot ease tensions between ethnic groups. Many forms of aggregating ethnic group interests into multiethnic coalitions through electoral institutions exist with some evidence of success. Most conceptualize the usage of party bans as a mechanism of blocking ethnic group representation. I have presented the argument that constitutional banning of ethnic parties is, instead, an effective institutional tool for aggregating ethnic group interests to create multiethnic cooperation along other social

dimensions.

My theoretical framework has built upon Rabushka and Shepsle (1972)'s original model of collective choice in plural societies. My expectation that ethnic outbidding will follow ethnic party formation, leading to greater levels of violent conflict follows from Rabushka and Shepsle (1972)'s assumptions that ethnic elite will drive group preferences toward extremism. I extend the model by examining the impact of ethnic party bans, expecting that bans force ethnic elite of minority parties to moderate in order to recruit multiethnic collaborators. I expected the move toward moderation to decrease violence, but added that nonviolent protest would become a more attractive tactic for ethnic group members to achieve goals specific to ethnic group interest. Finally, I explain the way ethnic group dynamics can be altered depending on the strength of democratic institutions, expecting that ethnic parties with the opportunity for representation would engage in less violent conflict and ethnic groups banned from the opportunity to represent their own group's specific interests would engage in more conflict.

The large-N empirical examination I conduct to predict levels of violence and protest among ethnic groups attends to a few main shortcomings in quantitative analyses that preceded my investigation. First, Ishiyama (2009) expresses uncertainty with regards to whether ethnic parties lead to higher levels of violent conflict or protest based on finding mixed results between models and raises concerns that the positive association between violence and ethnic parties could be driven by reverse causality. Ishiyama (2009) does not assess the effectiveness of ethnic party bans to pacify unrest. This question is posed in Basedau and Moroff (2011) for a sample of African countries implementing "hard" ethnic party bans and shows that, in most cases, ethnic groups engage in equal levels of violent conflict before and after enforcement of bans.

My research design deals with the issue of mixed results by tending to discrepancies in results between Ishiyama (2009)'s original models. By using the same MAR data, I employ a measurement modeling technique as my empirical strategy (alternating least squares optimal

scaling) to achieve the best fitting model suggested by the data. Conducting a time-series cross-sectional analysis, including a lagged variable approximating prior violence, I assert with reasonable confidence that any violence occurring before ethnic party formation is controlled for, therefore not driving the relationship between party formation and unrest. My models include an ethnic party status focal independent variable, created from data I collected on constitutional ethnic party bans, to compare the effect of ethnic party bans on ethnic group conflict against average conflict produced by groups with ethnic parties. Finally, I address plausible endogeneity issues that may arise in the event that contextual features of countries would make them both more prone to conflict and more likely to place bans on ethnic parties. To allay these concerns, I employ a new method propensity score weighting that can balance multiple treatment groups on the characteristics that can prove to be problematic.

The analysis I have conducted confirmed my expectation that ethnic group parties are more prone to escalating violent conflict, regardless of electoral institutions established to facilitate their success. In comparison, ethnic groups banned from forming ethnic parties engage in significantly less violent conflict. In countries with higher levels of democracy, ethnic party bans do not perform as well to prevent escalating violence, though democracy makes little difference to groups with ethnic parties. When analyzing levels of protest, the results disconfirm my expectations that ethnic groups with bans would engage in larger peaceful demonstrations. Instead, I find that ethnic parties are also involved in a significantly higher level of protest activity.

My results do not produce mixed results with respect to the relationship between ethnic party formation and unrest. I instead find a consistent pattern of increased intensity in both violent and nonviolent conflict associated with ethnic parties. The findings I present also provide evidence to dispel the notion that higher levels of violence prior to party formation is driving force behind the association between ethnic parties and conflict. The relationship between ethnic party bans and unrest is less consistent. In most cases, ethnic groups banned

from ethnic party formation behave like other ethnic groups that also do not have ethnic parties, while groups with parties engage in more conflict.

Overall, the evidence does lend credence to the theory of ethnic outbidding. Ethnic parties engage in more extreme, violent actions, all else being equal. Ethnic party bans specified in constitutions seem to work to prevent this extremism from developing. Ethnic party bans do not appear to significantly reduce conflict for ethnic groups, but this does not mean that they do not “work”. Even if ethnic bans do not drastically cut down on group violence, they seem to prevent the spiraling of violence stemming from ethnic party affiliation, which is their primary function. The effectiveness of ethnic party bans in producing peace counteracts claims that bans will cause ethnic group members to rebel against lack of representation. However, the significant interaction between increasing levels of democracy and increases in violent action among groups banned from ethnic party formation suggests that bans could cause legitimacy problems in environments where access to government positions for minority ethnic groups is more likely as large multiethnic parties fail to include or actively block ethnic minority groups from participation.

Results of my analysis do not support my claims about ethnic group participation in protest. While I assumed that ethnic groups banned from forming particularist parties would be less prone to extremism and would instead turn to peaceful demonstrations to achieve group gains, these groups are even less likely to protest than rebel, as compared to ethnic groups with parties. One possible explanation is that the two types of unrest, violent and nonviolent, are simply two similar tactics both utilized by groups that consider regular institutional channels insufficient to meet their demands. I expected that ethnic parties with very intense preferences for ethnic group gains would turn to extremist tactics of violence. But perhaps only some individual members of the ethnic group select this tactic, while others choose peaceful resistance. Another explanation is that I underestimated the mobilization potential of ethnic parties. If party organization is necessary to mobilize ethnic group members in either protest or violence, ethnic groups without parties may not have the

resources to coordinate large demonstrations.

The main goal of my inquiry was to determine if ethnic parties produce greater unrest, and if so, whether or not constitutional bans on ethnic party formation dampen this effect. By examining my research question through an institutionalist lens, I avoid the problematic assumption that ethnic antagonisms are static without ignoring how “sticky” ethnic identity can be in societies with long histories of ethnic divisions. An additional advantage of this theoretical approach is the ability to explain ethnic conflict through both elite and mass level behavior. My research also offers a critique of methodological tools, providing new and revisited techniques that allow more room for the data to advise on matters of measurement and correction of bias.

Constructivist scholars have been too quick to dismiss the value of ethnic party bans, treating the practice as an affront to ethnic group representation by imposing constraints on ethnic identity. But, just like consociationalism, or any institutional method of articulating ethnic group interests at the government level, bans that require a political party to meet a threshold of membership inclusive of other groups is another tool to manage cleavages in a way that maintains stability in new democracies. Ethnic group leadership must prime group members to compromise with outside groups which not only cools the intensity of preferences for exclusive group gains, but also prepares group members for the compromises inherent in democratic politics, lending legitimacy to budding democratic institutions. Based on the results presented above, I conclude that constitutional ethnic party bans are low cost, effective mechanisms for aggregating ethnic group interests by requiring collaboration with members of other ethnic groups to gain multiethnic political representation. Even “soft” party bans appear to quell unrest among ethnic groups as compared to those involved in ethnic parties. Blocking parties from developing along exclusively ethnic lines is not the equivalent of preventing ethnic identity from shaping political landscapes. Chandra (2005, 247) describes the recognition of ethnic identity as a basis for political mobilization to be “a democrat’s joy—creating a self-sustaining multiethnic democracy by letting multiple majorities check and

balance one another". If this process can work within national democratic government, it should be just as stabilizing at the intragroup level of the multiethnic political party.

My recommendations for future research are as follows. First, as my expectation that an ethnic group's level of preference intensity, based on ethnic party affiliation, would influence the choice of violence versus protest did not pan out, it would be interesting to take a look at the difference between these two types of unrest. The model I presented required some restrictive assumptions concerning uniform preferences among ethnic group members that do not necessarily reflect the complexity of intragroup dynamics. With access to more fine-grained data at the individual level, one could analyze the effectiveness of mobilizing ethnic group members, whether it be to vote, protest, or fight.

It would also be interesting to examine variation in the make-up of parties formed based on spatial requirements and multiethnic quotas. For instance, do ethnic group elites attempt to recruit only the minimum number of members from other ethnic groups or do strategies include consolidating entire groups together? How difficult is it to find loopholes in constitutional bans that would impact their enforcement? If the party is primarily composed of one larger ethnic group does leadership advance the goals of this group over others, is there a critical mass of minority group members required for those interests to be met, or are these divisions largely downplayed?

Politicizing ethnicity presents real problem for new, developing democracies. To counter threats to stability and peace a slate of institutional tools have been devised to ease interethnic tensions in deeply divided societies. Constitutional banning of exclusively ethnic parties is one method of aggregating social cleavages to produce multiethnic coalitions at the party level. To date, little empirical evidence has been offered on the effect of banning ethnic parties has on ethnic conflict. In this dissertation I present evidence that points to the positive effects bans can have on diffusing conflict between ethnic groups. By carefully attending to issues of measurement validity and endogeneity I present well-fitted models that reduce the potential for biased results. Upon closer examination of cases of ethnic party banning it

appears that constitutional bans with built-in federalist designs work better than others. I also find that bans do not work as well in countries that already have well-established ethnic parties prior to competitive elections.

# Bibliography

- Aldrich, John H. 1995. *Why Parties?: The Origin and Transformation of Political Parties in America*. University of Chicago Press.
- Almond, Gabriel and James Coleman. 1960. *The Politics of Developing Areas*. Princeton University Press.
- Anber, Paul. 1967. "Modernization and Political Disintegration: Nigeria and the Ibos." *Journal of Modern African Studies* 5:163–79.
- Arrow, Kenneth J. 1951. *Social Choice and Individual Values*. New York: Wiley.
- Basedau, Matthias and Anika Moroff. 2011. "Parties in Chains: Do Ethnic Party Bans in Africa Promote Peace?" *Party Politics* 17:205–222.
- Basedau, Matthias, Matthijs Bogaards, Christof Hartmann and Peter Nieson. 2007. "Ethnic Party Bans in Africa: A Research Agenda." *German Law Journal* 8:617–634.
- Beck, Thorsten, George Clarke, Alberto Groff, Philip Keefer and Patrick Walsh. 2001. "New Tools in Comparative Political Economy: The Database of Political Institutions." *World Bank Economic Review* 15:165–176.
- Beissinger, Mark R. 2008. "A New Look at Ethnicity and Democratization." *Journal of Democracy* 19:85–97.
- Bertrand, Jacques and Oded Haklai. 2014. *Democratization and Ethnic Minorities: Conflict Or Compromise?* Routledge.
- Birnir, Johanna. 2004. "Stabilizing Party Systems and Excluding Segments of Society? The Effects of Formation Costs on New Party Foundation in Latin America." *Studies in Comparative International Development* 51:3–27.



- Birnir, Johanna. 2007a. "Divergence in Diversity? The Dissimilar Effects of Cleavages on Electoral Politics in New Democracies." *American Journal of Political Science* 39:602–619.
- Birnir, Johanna. 2007b. *Ethnicity and Electoral Politics*. Cambridge University Press.
- Birnir, Johanna. 2008. Party Regulation in Central and Eastern Europe and Latin America: The effect on Minority Representation and the Propensity for conflict. In *Political Parties in Conflict-Prone Societies: Regulation, Engineering, and Democratic Development*, ed. Benjamin Reilly and Per Norlund. United Nations University Press.
- Bogaards, Matthijs. 2008. Comparative Strategies of Political Party Regulation. In *Political Parties in Conflict-Prone Societies: Regulation, Engineering, and Democratic Development*, ed. Benjamin Reilly and Per Norlund. United Nations University Press.
- Bogaards, Matthijs. 2010. "Ethnic Party Bans and Institutional Engineering in Nigeria." *Democratization* 17(4):730–749.
- Bogaards, Matthijs, Matthias Basedau and Christof Hartmann. 2010. "Ethnic Party Bans in Africa, Special Issue." *Democratization* 17(4):3–185.
- Brass, Paul. 1991. *Ethnicity and Nationalism*. New Dehli: Sage Press.
- Bratton, Michael and Nicolas van de Walle. 1997. *Democratic Experiments in Africa: Regime Transitions in Comparative Perspective*. Cambridge University Press.
- Chandra, Kanchan. 2004. *Why Ethnic Parties Succeed*. Cambridge University Press.
- Chandra, Kanchan. 2005. "Ethnic Parties and Democratic Stability." *Perspectives on Politics* 3:235–252.
- Dahl, Robert A. 1971. *Polyarchy: Participation and Opposition*. Yale University Press.
- Dahl, Robert A. 1998. *On Democracy*. Yale University Press.
- Firth, D. 2000. "Quasi-Variations in Xlisp-Stat and on the Web." *Journal of Statistical Software* 5.4:1–13.
- Firth, D. 2003. "Overcoming the Reference Category Problem in the Presentation of Statistical Models." *Sociological Methodology* 33:1–18.
- Firth, D and R. deMezezes. 2004. "Quasi-Variations." *Biometrika* 91:65–80.

- Frolich, M. 2004. "Programme Evaluations with Multiple Treatments." *Journal of Economic Surveys* 18(2):181–224.
- Gunther, Richard and Larry Diamond. 2001. Types and Functions of Parties. In *Political Parties and Democracy*, ed. Larry Diamond and Richard Gunther. Cambridge University Press.
- Gurr, Ted Robert. 1994. "People Against States: Ethnopolitical Conflict and the Changing World System." *International Studies Quarterly* 38:347–377.
- Hafez, Mohammed M. 2000. "Armed Islamist Movements and Political Violence in Algeria." *Middle East Journal* 54:572–591.
- Hanson, Stephanie. 2008. "Understanding Kenya's Politics." *Council on Foreign Relations* .
- Horowitz, Donald L. 1985. *Ethnic Groups in Conflict*. University of California Press.
- Horowitz, Donald L. 1991. *A Democratic South Africa? Constitutional Engineering in a Divided Society*. University of California Press.
- Horowitz, Donald L. 2007. "Conciliatory Institutions and Constitutional Processes in Post-Conflict States." *William and Mary Law Review* 49:1213–1248.
- Horowitz, Donald L. 2014. "Ethnic Power Sharing: Three Big Problems." *Journal of Democracy* 25(2).
- Huang, I.C., C. Frangakis, F. Domniici, G.B. Diette and A.W. Wu. 2005. "Application of a Propensity Score Approach for Risk Adjustment in Profiling Multiple Physician Groups on Asthma Care." *Health Services Research* 40(1):253–278.
- Huntington, Samuel P. 1991. *The Third Wave: Democratization in the Late Twentieth Century*. University of Oklahoma Press.
- Imai, K and DA van Dyk. 2004. "Causal Inference with General Treatment Regimes: Generalizing the Propensity Score." *Journal of the American Statistical Association* 99(467):854–866.
- Ishiyama, John. 2009. "Do Ethnic Parties Promote Minority Ethnic Conflict?" *Nationalism and Ethnic Politics* 15:56–83.

- Jacoby, William G. 1999. "Levels of Measurement and Political Research: An Optimistic View." *American Journal of Political Science* 43:271–301.
- Jagers, Keith and Ted R. Gurr. 1995. "Transitions to Democracy: Tracking Democracy's Third Wave with the Polity III Data." *Journal of Peace Research* 32:469–482.
- Lee, B.K., J. Lessler and E. Stuart. 2010. "Improving Propensity Score Weighting Using Machine Learning." *Statistics in Medicine* 29(3):337–346.
- Lijphart, Arend. 1969. "Consociational Democracy." *World Politics* 21:207–225.
- Lijphart, Arend. 1977. *Democracy in Plural Societies: A Comparative Exploration*. Yale University Press.
- Lijphart, Arend. 1999. *Patterns of Democracy*. Yale University Press.
- Lijphart, Arend. 2002. The Wave of Power-Sharing Democracy. In *Architecture of Democracy: Constitutional Design, Conflict Management, and Democracy*, ed. Andrew Reynolds and Scot Mainwaring. Oxford University Press.
- Lipset, Seymour M. 1959. *Political Man*. Garden City: Anchor Books.
- Long, J. Scott. 1997. *Regression Models for Categorical and Limited Dependent Variables (Advanced Quantitative Techniques in the Social Sciences)*. Sage Publications, Inc.
- Lublin, David. 2016. "Electoral Systems, Ethnic Diversity and Party Systems in Developing Democracies." *Electoral Studies* <http://dx.doi.org/10.1016/j.electstud.2016.11.012>.
- Malipula, Mrisho. 2014. "Depoliticizing Ethnicity in Tanzania: A Structural and Historical Narrative." *Afrika Focus* 27:49–70.
- Maliti, Tom. 2012. "Poll: Nearly Two Thirds of Kenyans are Opposed to Ethnic Groupings." *International Justice Monitor* .  
**URL:** <https://www.ijmonitor.org/2012/05/poll-nearly-two-thirds-of-kenyans-are-opposed-to-ethnic-groupings/>
- Mansbridge, Jane. 1999. "Should Blacks Represent Blacks and Women Represent Women? A Contingent "Yes"." *The Journal of Politics* 61:628–657.
- Mansfield, Edward and Jack Snyder. 1995. "Democratization and the Danger of War."

*International Security* 20:5–38.

- McCaffrey, Daniel F., Beth Ann Griffin, Daniel Almirall, Mary Ellen Slaughter, Rajeev Ramchand and Lane F. Burgette. 2013. “Tutorial on Propensity Score Estimation for Multiple Treatments Using Generalized Boosted Models.” *Statistics in Medicine* 32(19):3388–3414.
- Miguel, E. 2004. “Tribe or Nation? Nation Building and Public Goods in Kenya versus Tanzania.” *World Politics* 56:327–362.
- Minorities at Risk Project. 2009. “Minorities at Risk Database.” data retrieved from Minorities at Risk Project, <http://www.mar.umd.edu>;
- Morgan, Stephen L. and Christopher Winship. 2007. *Counterfactuals and Causal Inference*. Cambridge University Press.
- Moroff, Anika. 2010. “Ethnic Party Bans in East Africa from a Comparative Perspective.” *GIGA Working Papers* 129:1–35.
- Mortimer, Robert. 1991. “Islam and Multiparty Politics in Algeria.” *Middle East Journal* 45:575–593.
- Norman, A.S. 2009. “The Strength of Political Parties in Tanzania: A Focus on Local Government Councilor’s by-elections.” *African Journal of History and Culture* 1:44–53.
- Norris, Pippa. 2002. Ballots not Bullets: Electoral Systems, Ethnic Minorities, and Democratization. In *Architecture of Democracy: Constitutional Design, Conflict Management, and Democracy*, ed. Andrew Reynolds and Scot Mainwaring. Oxford University Press.
- Orvis, Stephen. 2001. “Moral Ethnicity and Political Tribalism in Kenya’s ‘Virtual Democracy’.” *African Issues* 29:8–13.
- Polity IV. 2009. “Polity IV Project: Dataset Users’ Manual.” data retrieved, [www.systemicpeace.org/inscr/p4manualv2009.pdf](http://www.systemicpeace.org/inscr/p4manualv2009.pdf).
- Posner, Daniel. 2005. *Institutions and Ethnic Origins in Africa*. Cambridge and New York: Cambridge University Press.
- Rabushka, Alvin and Kenneth Shepsle. 1972. *Politics in Plural Societies: A Theory of Democratic Instability*. Merrill.

- Randall, Victoria. 2008. Party Regulation in Conflict-Prone Societies: More Dangers than Opportunities? In *Political Parties in Conflict-Prone Societies: Regulation, Engineering, and Democratic Development*, ed. Benjamin Reilly and Per Norlund. United Nations University Press.
- Reilly, Benjamin. 2002. "Electoral Systems for Divided Societies." *Journal of Democracy* 13:156–170.
- Reilly, Benjamin. 2006. "Political Engineering and Party Politics in Conflict-Prone Societies." *Democratization* 13:811–827.
- Riley, K.J., T. Rieckmann and D. McCarty. 2008. "Implementation of met/cbt5 for Adolescents." *The Journal of Behavioral Health Services and Research* 35(3):304–314.
- Roeder, Philip G. 1991. "Soviet Federalism and Ethnic Mobilization." *World Politics* 43:196–232.
- Roeder, Philip G. 2005. Power Dividing as an Alternative to Ethnic Power Sharing. In *Sustainable Peace: Power and Democracy After Civil Wars*, ed. Philip G. Roeder and Donald S. Rothchild. Cornell University Press.
- Rosenbaum, Paul R. and Donald B. Rubin. 1983. "Assessing Sensitivity to an Unobserved Covariate in an Observational Study with Binary Outcome." *Journal of the Royal Statistical Society* 45:212–218.
- Sambanis, Nicholas. 2004. "What is a Civil War? Conceptual and Empirical Complexity of an Operational Definition." *Journal of Conflict Resolution* 48:814–858.
- Schedler, Andreas. 2002. "The Menu of Manipulation." *Journal of Democracy* 13:36–50.
- Snyder, Jack. 2000. *From Voting to Violence: Democratization and Nationalist Conflict*. WW Norton and Company Inc.
- Suberu, Rotimi T. 2001. *Federalism and Ethnic Conflict in Nigeria*. United States Institute of Peace Press.
- Taagepera, Rein and Matthew Shugart. 1989. *Seats and Votes: The Effects and Determinants of Electoral Systems*. Yale University Press.

- Tordoff, David W. 1997. *Government and Politics in Africa*. Indiana University Press.
- VanBiezen, Ingrid. 2008. Party Regulation and Constitutionalization: A Comparative Overview. In *Political Parties in Conflict-Prone Societies: Regulation, Engineering, and Democratic Development*, ed. Benjamin Reilly and Per Norlund. United Nations University Press.
- Young, Forrest W. 1981. "Quantitative Analysis of Qualitative Data." *Psychometrika* 46(4):357–388.
- Young, Forrest W., Jan De Leeuw and Yoshio Takane. 1976. "Regression with Qualitative and Quantitative Variables: An Alternating Least Squares Method with Optimal Scaling Features." *Psychometrika* 41(4):505–529.
- Zanutto, E., B. Lu and R. Hornik. 2005. "Using Propensity Score Subclassification for Multiple Treatment Doses to Evaluate a National Anti-Drug Media Campaign." *Journal of Educational and Behavioral Statistics* 30(1):59–73.

---

EDUCATION	<p>Ph.D., Political Science <span style="float: right;">Spring 2017</span>          University of Wisconsin-Milwaukee  <i>Fields:</i> International Relations and Quantitative Methodology  <i>Dissertation:</i>          Ethnic Party Bans and Civil Unrest: A Measurement Modeling Approach to Predicting Effects of Constitutional Engineering</p> <p>M.A., Sociology <span style="float: right;">Fall 2009</span>          University of Wisconsin-Milwaukee  <i>Thesis:</i>          Order and Equity: State Institutions and the Preclusion of Civil War Onset.</p> <p>Post-Graduate Certificate in Middle East and North African Studies <span style="float: right;">Fall 2009</span>          University of Wisconsin-Milwaukee  <i>Language Acquisition:</i> Modern Standard Arabic (Colloquial and Written)</p> <p>B.A., Sociology and Philosophy <span style="float: right;">Spring 2007</span>          University of Wisconsin-Parkside</p>
ADDITIONAL METHODODOLOGY TRAINING	<p>ICPSR-University of Michigan <span style="float: right;">2011-2014</span></p> <p>Courses Taken:          Advanced Game Theory, Complex Systems Models in the Social Sciences, Introduction to Applied Bayesian Modeling, Advanced Maximum Likelihood Estimation, Categorical Data Analysis, Causal Inference in the Social Sciences, Regression III, Applied Multi-Level Modeling</p>
RESEARCH/ PROGRAMMING EXPERIENCE	<p>Strategic Analytics Associate <span style="float: right;">August 2015-November 2016</span>          Urban Education Institute          University of Chicago</p> <p>Recruited for data analytics/research position during the last year of my PhD program to work between several departments at the Urban Education Institute, building research findings into interactive web tools for Chicago Public Schools administration, staff and students. In the role, I assisted in the development of education websites, produced graphics and materials for research reports, and tested validity of survey instruments.</p> <p>Duties:</p> <ul style="list-style-type: none"> <li>• conduct statistical analyses, including measurement modeling, to test quality of survey instruments</li> <li>• develop programs to supply public web tools with data</li> <li>• write SQL queries to extract private data from secure servers</li> <li>• collect, manage, and archive data for High School Bound and To&amp;Through Project websites</li> </ul>

- provide data visualization support on multiple projects and school reports
- collaborate with web developers to design user-friendly interfaces

RESEARCH/ TEACHING INTERESTS	Political Violence (broadly conceived) and Nonviolent Conflict, Quantitative Political Methodology/Data Visualization, Institutions, International Political Economy, Racial/Ethnic Politics, Global Gender Issues, Social Movements	
SOFTWARE/TECH PROFICIENCY	R, SAS, Stata, SPSS, Microsoft Excel, MySQL, Unix, HTML	
RESEARCH ASSISTANTSHIPS	Wilder Crane Elections Project	Fall-Spring 2013-14
	University of Michigan-Political Science Department	Spring-Summer 2013
	Institute for Intercultural Research	Summer 2008
TEACHING POSITIONS	<i>Instructor</i> ICPSR at University of Michigan R: Basics and Beyond	Summer 2015
	<i>Instructor</i> University of Wisconsin-Milwaukee Political Data Analysis	Fall 2012-2015
	Introduction to Political Science	Fall 2011-2015
	Political Data Analysis (Lab)	Fall 2010
	<i>Teaching Assistant</i> ICPSR at University of Michigan Categorical Data Analysis	Summer 2013
	Introduction to R Statistical Computing Environment	Summer 2012-2014
	Regression III: Advanced Methods	Summer 2011-2014
	<i>Teaching Assistant</i> University of Wisconsin-Milwaukee Political Science: Introduction to Political Science	Spring 2011
	Political Science Research Methods	Spring 2010
	Politics of Nuclear Weapons	Fall 2009
	<i>Teaching Assistant</i> Sociology: Introduction to Statistical Thinking	Spring 2009
	Research Methods in Sociology	Spring 2009
	Social Problems in American Society	Fall 2008
	Sociology of Children and Adolescents	Spring 2008
AWARDS	Advanced Opportunities Program Fellowship	2014-2016



Janet Box-Steffensmeier Scholarship Award  
*Society for Political Methodology and ICPSR*

Summer 2012

INVITED  
WORKSHOPS

Featured Political Violence Scholar at “Visions in Methodology Conference 2015” at University of Kentucky, May 13th-16th, 2015

“Visions in Methodology Conference 2014” at McMaster University, May 20th-22nd, 2014

“Journeys in World Politics: Women in International Relations” sponsored by the National Science Foundation at the University of Iowa, November 17th-20th, 2011

SELECTED  
CONFERENCE  
AND  
WORKING  
PAPERS

“Tracking Flow Processes of Terrorist Organization Networks: Reassessing Centrality Measures for ‘Dark’ Networks”

“Developing Rule of Law Measures with Public Opinion Data” (with Christopher Hare) prepared for the 2015 Annual Meeting of the Southern Political Science Association, New Orleans, LA.

“Ethnic Parties, Bans, and Civil Unrest” prepared for the 2014 International Political Science Association Annual Meeting, Montreal, QC.

“Building Out of the ‘Conflict Trap’: The Role of Legal Institutions in the Prevention of Civil War Recurrence” Prepared for the 2012 Midwest Political Science Association Annual Meeting, Chicago, Illinois.

“Precipitants of the Ethnic Riot: A Hierarchical Analysis of Structural and Proximate Causes” Prepared for the 2011 Midwest Political Science Association Annual Meeting, Chicago, Illinois.

REFERENCES

Dave A. Armstrong  
Associate Professor of Political Science  
University of Wisconsin-Milwaukee  
[armstrod@uwm.edu](mailto:armstrod@uwm.edu)  
(414) 229-4239

Will Moore  
Professor of Political Science  
Co-Director of Conflict Consortium  
School of Politics and Global Studies  
Arizona State University  
[whmooreASU@gmail.com](mailto:whmooreASU@gmail.com)  
(520) 200-7390

Sara McLaughlin Mitchell  
Professor of Political Science  
University of Iowa  
[sara-mitchell@uiowa.edu](mailto:sara-mitchell@uiowa.edu)  
(319) 335-2471

John Fox  
Senator William McMaster Professor of Social Statistics  
McMaster University  
[jfox@mcmaster.ca](mailto:jfox@mcmaster.ca)  
(905) 525-9140, ext. 23604