

Publications

2-26-2018

A Longitudinal Analysis on the Cyclical Pattern of the U.S. Airline Industry

Michelle M. Bennett
Embry-Riddle Aeronautical University

Brent D. Bowen
Embry-Riddle Aeronautical University, bowenb6@erau.edu

Jacqueline R. Luedtke
Embry-Riddle Aeronautical University, luedta1@erau.edu

Dean Headley
Wichita State University

Timothy B. Holt
Embry-Riddle Aeronautical University, holtt@erau.edu

Follow this and additional works at: <https://commons.erau.edu/publication>



Part of the [Aviation Commons](#), [Business Analytics Commons](#), and the [Other Business Commons](#)

Scholarly Commons Citation

Bennett, M. M., Bowen, B. D., Luedtke, J. R., Headley, D., & Holt, T. B. (2018). A Longitudinal Analysis on the Cyclical Pattern of the U.S. Airline Industry. , (). Retrieved from <https://commons.erau.edu/publication/871>

This Poster is brought to you for free and open access by Scholarly Commons. It has been accepted for inclusion in Publications by an authorized administrator of Scholarly Commons. For more information, please contact commons@erau.edu.

A Longitudinal Analysis on the Cyclical Pattern of the US Airline Industry


Michelle M. Bennett, Dr. Brent D. Bowen, Dr. Jacqueline R. Luedtke, Dr. Dean Headley, Dr. Timothy B. Holt
College of Aviation, Embry-Riddle Aeronautical University, Prescott, AZ

Abstract

The Airline Quality Rating (AQR) is the nation's most comprehensive study of airline performance and quality for over two decades. AQR provides consumers and industry watchers a means to compare performance quality among different US airlines using objective performance-based data. This research looks to analyze the cyclical patterns present in AQR in order to identify trends and factors contributing to the changes in these results each year. This research utilizes the application of a longitudinal analysis methodology which will provide the correlation between factors identified and the indicators affected.

Background

- Industry standard is set by AQR providing consumers and industry watchers objective performance-based data to compare performance quality among different US airlines.
- Data used in this research are readily available from the Department of Transportation.



AQR Criteria & Weights

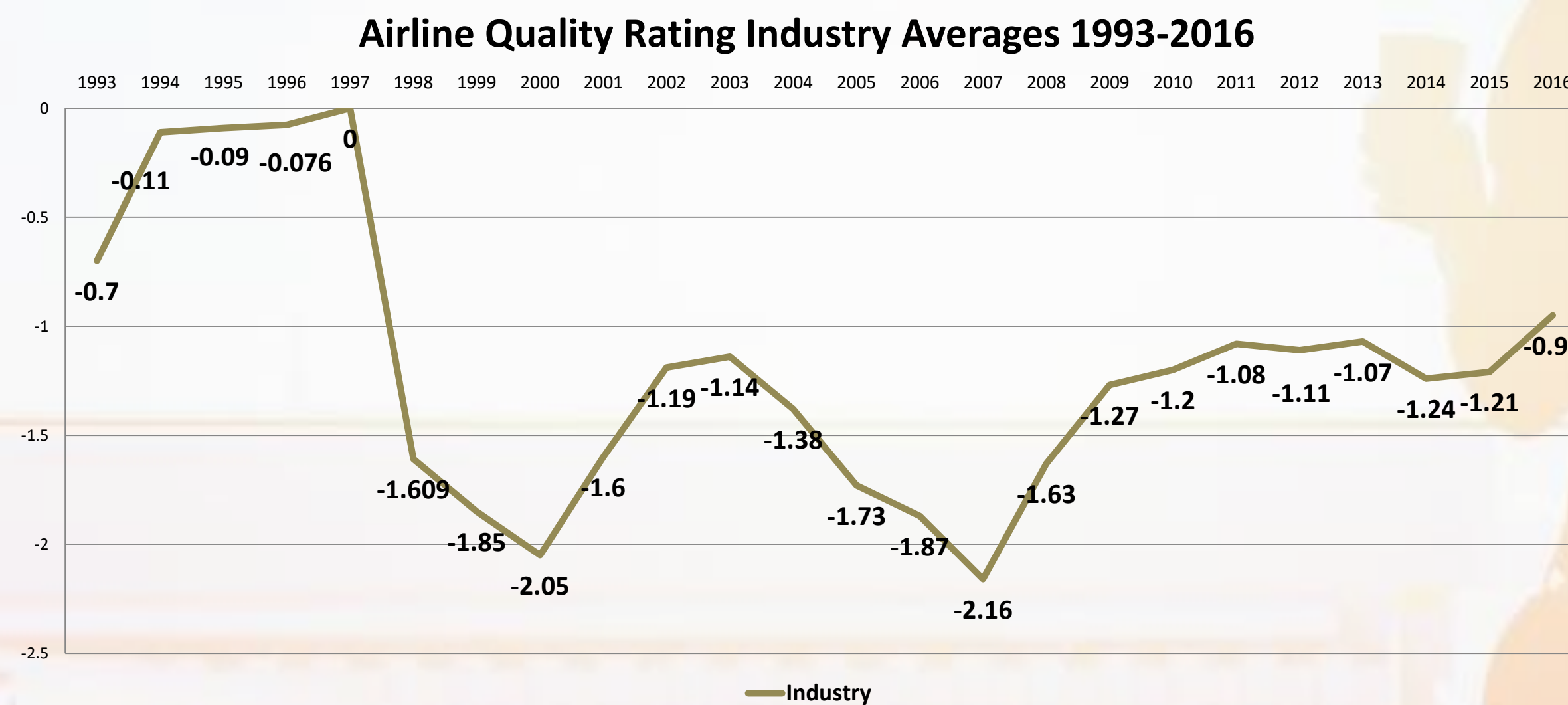
- On-Time (OT), Weight- 8.63
- Denied Boarding (DB), Weight- 8.03
- Mishandled Baggage (MB) Weight- 7.92
- Customer Complaints (CC) Weight- 7.17
- Flight Problems, Over sales, Fares,
- Ticketing, Refunds, etc.

AQR Formula

$$AQR = \frac{(+8.63 \times OT) + (-8.03 \times DB) + (-7.92 \times MB) + (-7.17 \times CC)}{(8.63 + 8.03 + 7.92 + 7.17)}$$

Methods

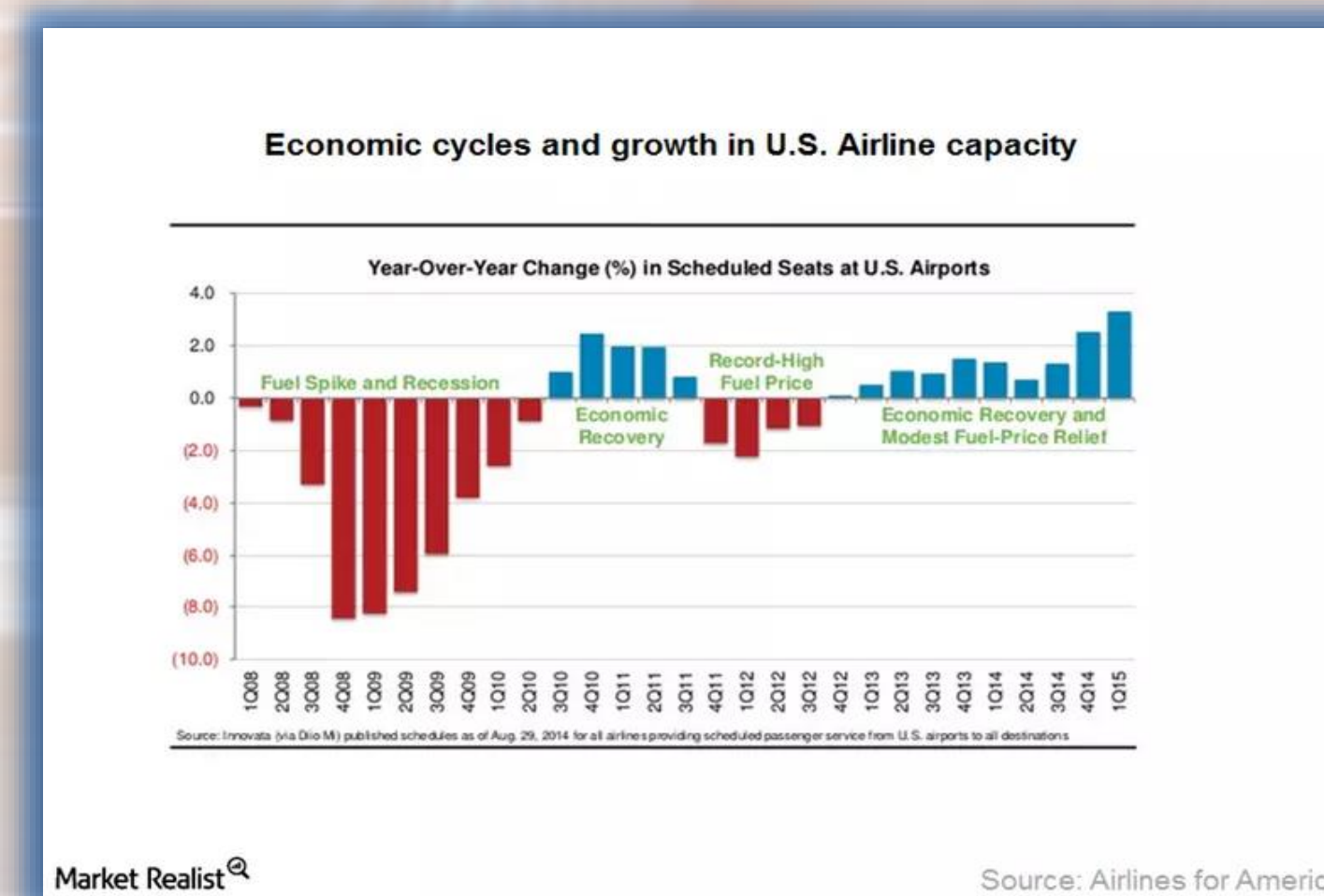
- Analyzing the data over the past 23 years (1993-2016) this research utilizes the application of a longitudinal analysis methodology.
- This offers a way to track the ebbs and flows of airlines' operational performance, and the ability to develop theories explaining the shifts in data.



Analysis

Looking at the 23 years of data, there are several distinct ebbs and flows in the data including the dip between 1999 -2001, 2006 -2008, and 2014-2015. Several factors may contribute to these changes including the condition of the economy, new policies, and technological advancements.

Both airports and airlines suffered from economic factors including spikes in jet fuel prices and the recession.



Results

- Economic factors have an influence over operational performance according to the data provided in AQR.
- Through the collected data and analysis, airlines will be able to utilize this data to better understand the cyclical patterns of their perceived airline performance, which can be used to employ strategies, and forecast future market conditions influencing their ratings.

Next Steps

Next steps include further identifying and analyzing factors influencing operational performance of airlines. Specifically, how oil prices may have contributed to changes in ratings, and how legislation post 2001 changed operations in the airline industry.



Selected References

- Albers, S., Daft, J. (2013) A conceptual framework for measuring airline business model convergence. *Journal of Air Transport Management*, Volume 28, May 2013, Pages 47-54
- Bowen, B. D., & Headley, D. E. (2017). Airline Quality Rating 2017. Retrieved from <https://commons.erau.edu/aqrr/27>
- Bowen, B. D., & Headley, D. E. (2014). Airline Quality Rating 2014.
- Bowen, B. D., & Headley, D. E. (2010). Airline Quality Rating 2010.
- Cederholm, T. (2014, September 15). Must-Know: Key Indicators impacting airline industry performance. Retrieved January 6, 2014
- Fareena Sultan Merlin C. Simpson, Jr. (2000) "International service variants: airline passenger expectations and perceptions of service quality", *Journal of Services Marketing*, Vol 14 Iss 3 pp. 188-216
- Ragin, Charles C. *The Comparative Method: Moving Beyond Qualitative and Quantitative Strategies*. University of California Press 1987.

