

2011

Men's Basketball Media Guide 2011-2012

Wofford College. Department of Athletics

Follow this and additional works at: <http://digitalcommons.wofford.edu/mediaguides>

Recommended Citation

Wofford College. Department of Athletics, "Men's Basketball Media Guide 2011-2012" (2011). *Media Guides*. Paper 22.
<http://digitalcommons.wofford.edu/mediaguides/22>

This Book is brought to you for free and open access by the Athletics at Digital Commons @ Wofford. It has been accepted for inclusion in Media Guides by an authorized administrator of Digital Commons @ Wofford. For more information, please contact stonerp@wofford.edu.

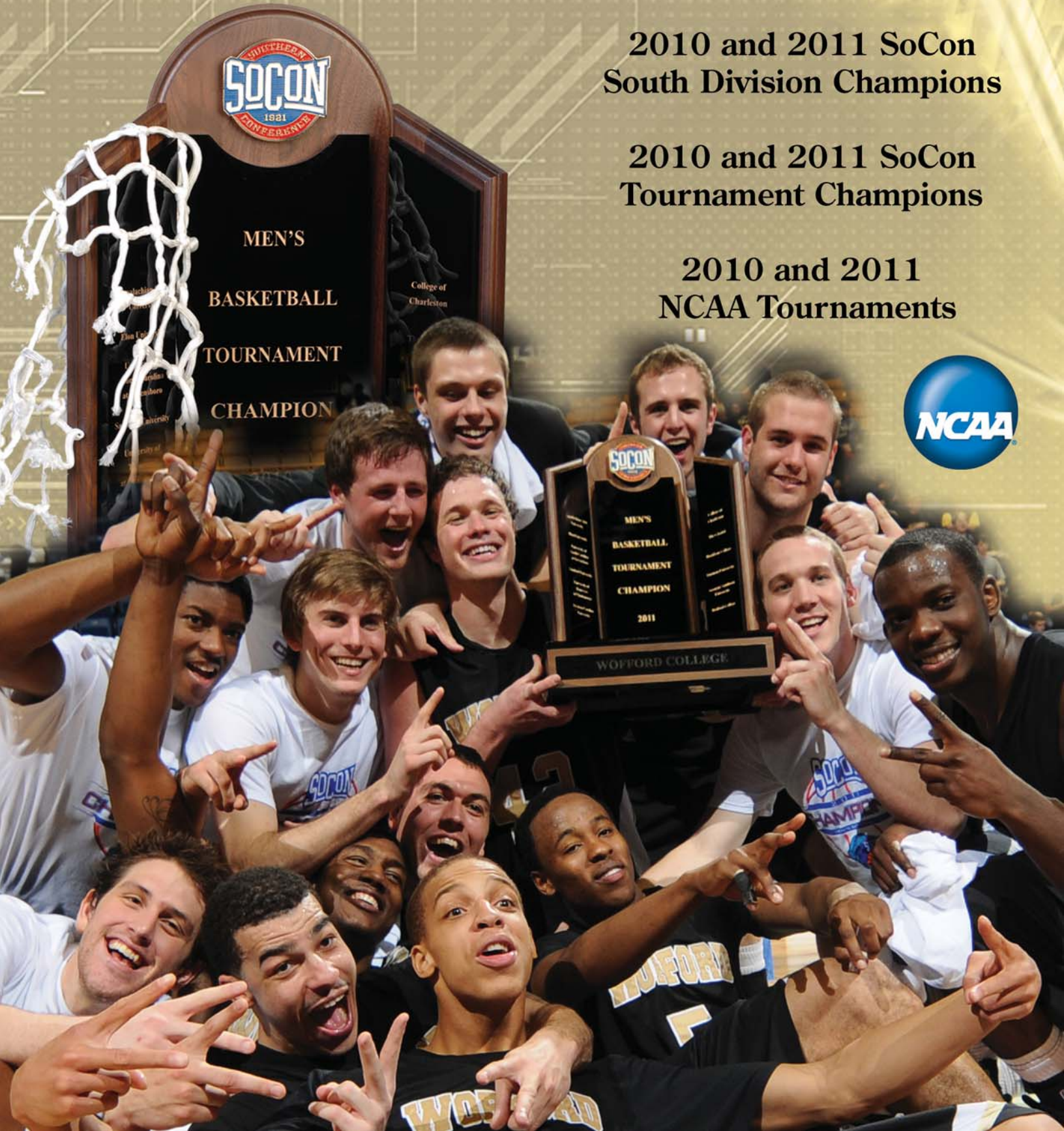
WOFFORD

2011-12 Men's Basketball Media Guide

2010 and 2011 SoCon
South Division Champions

2010 and 2011 SoCon
Tournament Champions

2010 and 2011
NCAA Tournaments



2011-12 WOFFORD RADIO-TV ROSTER




0 **LUCAS BROWN**
6-5 • Fr. • G
Roseville, Minn.



2 **KARL COCHRAN**
6-1 • Fr. • G
Marietta, Ga.




3 **JOHN SWINTON**
6-2 • Fr. • G
Mt. Pleasant, S.C.



5 **JARELL BYRD**
6-6 • Fr. • F
Lynn, Mass.



10 **KEVIN GILTNER**
6-6 • Sr. • G
Kingston Springs, Tenn.



11 **INDIANA FAITHFULL**
6-4 • Fr. • G
Sydney, Australia



13 **TAYLOR WAGENER**
6-2 • So. • G
Charlotte, N.C.



14 **AERRIS SMITH**
6-7 • Fr. • F
Charlotte, N.C.



15 **MATT STEELMAN**
6-2 • Jr. • G
Central, S.C.



21 **DREW CROWELL**
6-9 • Jr. • F
Charleston, S.C.



25 **JOESPH TECKLENBURG**
6-4 • Sr. • F
Charleston, S.C.



33 **KEVIN HICKSON**
6-8 • Fr. • F
Matthews, N.C.



34 **LEE SKINNER**
6-6 • Fr. • F
Lombard, Ill.



35 **BRAD LOESING**
6-0 • Sr. • G
Cincinnati, Ohio



53 **DOMAS RINKSALIS**
6-9 • So. • F
Siauliai, Lithuania



MIKE YOUNG
Head Coach
Tenth Season



PAUL HARRISON
Assistant Coach
Fifth Season



GUS HAUSER
Assistant Coach
First Season



SHANE NICHOLS
Assistant Coach
Second Season



MATT MORRIS
Basketball Operations
First Season

WOFFORD

2011-12 Men's Basketball Media Guide



CONTENTS

2011-12 Schedule	1
Quick Facts	2
Media Information	3-5
Where Are They Now?	6-7
Wofford College	8-11
Terriers Outlook	12
Facilities	13-15
Championship Experience	16-19
Head Coach Mike Young	20-21
Assistant Coaches	22-24
2011-12 Roster	25
Player Bios	26-43
2010-11 Results/Stats	44-49
2010-11 Game Recaps	50-61
2010-11 Southern Conference Statistics	62-65
2011-12 SoCon Opponents	66-67
Series Records vs. All Opponents	68
Series Records vs. 2011-12 Opponents	69-72
SoCon Composite Schedule	73
Team Records	74-80
All-Time Lettermen	81-82
Career Statistics	83-85
1,000 Point Club	86
Year-by-Year Results/Coaching Records	87
Honors and Awards	88
All-Time Results	89-97
All-Time Captains	97
Southern Conference	98-99
Wofford Administration	100-104
Spartanburg	105
Wofford Athletics Hall of Fame	106
Phi Beta Kappa	107
Radio-TV Roster	IFC

2011-12 TERRIERS

First Row: Matt Steelman, Joseph Tecklenburg, Brad Loesing, Karl Cochran, Taylor Wagener, John Swinton, Indiana Faithfull. **Second Row:** Assistant Coach Gus Hauser, Head Coach Mike Young, Jarell Byrd, Lee Skinner, Kevin Giltner, Aerris Smith, Drew Crowell, Domas Rinksalis, Kevin Hickson, Lucas Brown, Assistant Coach Shane Nichols, Director of Basketball Operations Matt Morris, Associate Head Coach Paul Harrison. **Third Row:** Manager David Hillsman, Manager Stephanie Lane, Manager Bowdre Fortson, Manager Gordon Rodgers, Manager Jay Reid.

2011-12 SCHEDULE

Day	Date	Opponent	Sat. Jan. 14	Georgia Southern *
Fri.	Nov. 11	at Georgia	Thurs. Jan. 19	Appalachian State *
Sun. Nov. 13	Emory and Henry	Sat. Jan. 21	at Furman *	
Sat. Nov. 19	at Wisconsin @	Thurs. Jan. 26	at The Citadel *	
Tues. Nov. 22	at Bradley @	Sat. Jan. 28	at College of Charleston *	
Fri. Nov. 25	vs. UMKC @	Mon. Jan. 30	Western Carolina *	
Sat. Nov. 26	vs. Longwood/Prairie View A&M @	Sat. Feb. 4	Samford *	
Thurs. Dec. 1	Davidson *	Mon. Feb. 6	at Davidson *	
Sat. Dec. 3	The Citadel *	Thurs. Feb. 9	at Georgia Southern *	
Tues. Dec. 6	Tulane	Sat. Feb. 11	at Appalachian State *	
Sat. Dec. 10	UVa.-Wise	Wed. Feb. 15	Elon *	
Sun. Dec. 18	Jacksonville	Sat. Feb. 18	at ESPN BracketBusters	
Wed. Dec. 21	at High Point	Tues. Feb. 21	at UNC Greensboro *	
Wed. Dec. 28	at South Carolina	Sat. Feb. 25	Furman *	
Mon. Jan. 2	at Wake Forest	March 2-5 at SoCon Tournament, Asheville, N.C.		
Thurs. Jan. 5	College of Charleston *	@ Chicago Invitational Challenge, Hoffman Estates, IL		
Sat. Jan. 7	at Western Carolina *	* indicates Southern Conference game		
Thurs. Jan. 12	at Chattanooga *			

OPENING SHOTS

WOFFORD QUICK FACTS

QUICK FACTS

Location	Spartanburg, S.C.
Founded	1854
Enrollment	1,550
Nickname	Terriers
Colors	Old Gold (PMS 873) and Black
Affiliation	NCAA Division I
Conference	Southern
President	Dr. Benjamin B. Dunlap
Athletics Director	Richard Johnson
Faculty Athletic Rep	Dr. Jameica Hill
Arena	Benjamin Johnson Arena (3,500)
Opened	January 22, 1981
Record in Facility	268-107 (.715)
Athletic Department Phone	864-597-4090
Athletic Department Fax	864-597-4129
Mailing Address	429 North Church Street Spartanburg, SC 29303

BASKETBALL HISTORY

Composite Record (1915-2010)	1115-1077 (.508)
Number Of Winning Seasons	45
Number Of Break-Even Seasons	5
Number Of Losing Seasons	37
NCAA Appearances	Two (2010, 2011)

BASKETBALL STAFF

Head Coach	Mike Young
Alma Mater	Emory and Henry '86
Record at Wofford/Overall	137-139 (9 years)
Associate Head Coach	Paul Harrison (Washington and Lee '93)
Assistant Coaches	Gus Hauser (Furman '00) Shane Nichols (Wofford '08)
Basketball Operations	Matt Morris (Clemson '08)
Basketball Office Phone	864-597-4117
Basketball Office Fax	864-597-4112

TEAM INFORMATION

2010-11 Overall Record	21-13
Home/Away/Neutral	8-4 / 8-6 / 5-3
2010-11 Conference Finish	14-4 (T-First/South)
Letterwinners Returning/Lost	8 / 7
Starters Returning/Lost	1 / 4
Newcomers	7
Top Returning Scorers	Brad Loesing (6.2 ppg) Kevin Giltner (6.2 ppg)
Top Returning Rebounders	Brad Loesing (1.4 rpg) Kevin Giltner (1.4 rpg)
Top Returning Assists	Brad Loesing (3.2 apg)

Credits

The 2011-12 Wofford College men's basketball media guide is a publication of the Wofford athletic media relations office. Editor: Brent Williamson. Editorial assistance provided by Kevin Young and Ryan Bridges. Research conducted by Phillip Stone of the Wofford Library Archives. Photographs provided by Willis Glassgow, Brent Williamson, Sideline Sports/SoCon Photos, Mark Olencki, and Clay Terrell. Printed November 2011.

Wofford College Mission Statement

Wofford's mission is to provide superior (quintessential) liberal arts education that prepares its students for extraordinary and positive contributions to society. The focus of Wofford's mission is upon fostering commitment to excellence in character, performance, leadership, service to others, and life-long learning.

WOFFORD STAFF

ADMINISTRATION

Athletic Director	Richard Johnson	597-4090
Associate AD/Development	Terri Lewitt	597-4096
Associate AD/Sports Programs	Mark Line	597-4097
Assistant AD/Media Relations	Brent Williamson	597-4093
Assistant AD/Marketing/Promotions	Lenny Mathis	597-4110
Assistant AD/Compliance	Elizabeth Rabb	597-4492
Assistant AD/Development & Major Gifts	Al Clark	597-4496
Business and Operation Manager	Ann Hopkins	597-4122
Marketing and Promotions Assistant	Charlie Coon	597-4023
Marketing and Promotions Assistant	Chelsie Hilbourn	597-4465
Director of Facilities	Andy Kiah	597-4157
Director of Video Services	Russ Bradley	597-4145
Asst. Athletic Media Relations Director	Kevin Young	597-4092
Facilities Assistant	Daigo Yazawa	597-4494
Sports Information Assistant	Ryan Bridges	597-4098
Compliance Assistant	Travis Thornberry	597-4480
Wofford Sports Properties/IMG	Justin Crouch	597-4188
Ticket Manager	Shelby Taylor	597-4091
Administrative Assistant	Caroline Thomas	597-4090
Administrative Assistant - Football	Traci Wilson	597-4095
Administrative Assistant - Coaches	Dana Mason	597-4101

ATHLETIC TRAINING STAFF

Head Trainer	Will Christman	597-4114
Assistant Trainer	Mark Mancebo	597-4458
Assistant Trainer	Alyss Hart	597-4459
Assistant Trainer	Patrick O'Neal	597-4449
Athletic Training Intern	Ashlee Revell	597-4483
Athletic Training Intern	Kendra Funk	597-4483

COACHING STAFF

Baseball Head Coach	Todd Interdonato	597-4497
Baseball Assistant Coach	Jason Burke	597-4126
Baseball Assistant Coach	Phil Disher	597-4499
Baseball Assistant Coach	J.J. Edwards	597-4499
Volleyball Head Coach	Corey Helle	597-4152
Volleyball Assistant Coach	Tara Farmer	597-4155
Volleyball Assistant Coach	Chad Odom	597-4155
Men's Soccer Head Coach	Ralph Polson	597-4125
Men's Soccer Assistant Coach	Joel Tyson	597-4123
Women's Basketball Head Coach	Edgar Farmer	597-4151
Women's Basketball Assistant Coach	Jessica Ridgill	597-4119
Women's Basketball Assistant Coach	Michelle DeVault	597-4121
Women's Soccer Head Coach	Amy Kiah	597-4153
Women's Soccer Assistant Coach	Ashley Kirk	597-4124
Men's Golf Head Coach	Vic Lipscomb	597-4493
Women's Golf Head Coach	Angie Ridgeway	597-4495
Men's Tennis Head Coach	Rod Ray	597-4154
Women's Tennis Head Coach	Katie Hangstefer	597-4150
Cross Country/Track Head Coach	Johnny Bomar	597-4109
Cross Country/Track Assistant Coach	Scott Lucking	597-4109
Rifle Head Coach	Randy Hall	597-4090
Strength and Conditioning	Todd Riedel	597-4127
Assistant Strength and Conditioning	Jon Mangel	597-4348
Football Head Coach	Mike Ayers	597-4095
Football Offensive Coordinator	Wade Lang	597-4106
Football Defensive Coordinator/Inside LB	Nate Woody	597-4103
Offensive Line	Eric Nash	597-4104
Recruiting Coordinator/Def. Line	Jack Teachey	597-4102
Wide Receivers	Freddie Brown	597-4105
Cornerbacks	ShaDon Brown	597-4107
Outside Linebackers	Nathan Fuqua	597-4169
Running Backs	Aaron Johnson	597-4111
Safeties	Sheil Wood	597-4148
Assistant Offensive Line	Peter Kalinowski	597-4118
Football Operations	Dr. Joe Lesesne	597-4156

It is the policy of Wofford College to provide equal opportunities and reasonable accommodation to all persons regardless of race, color, creed, religion, sex, age, national origin, disability, veteran status, or other legally protected status in accordance with applicable federal and state laws.



MEDIA COVERAGE

With back-to-back Southern Conference Championships and trips to the NCAA Tournament, the Wofford basketball program has received an unprecedented level of media attention. It all began with the SoCon Tournament, which was watched by nearly 500,000 viewers on ESPN2 each year. Next, the Terriers were featured on CBS Sports "Road to the Final Four" special in 2010 with a five-minute segment that was filmed at the SoCon Tournament. Wofford was chosen as a live location during the 2010 NCAA Selection Show, which was seen by millions.

In the week prior to the NCAA Tournament games, head coach Mike Young did over fifteen radio interviews on stations around the country. Original articles were written in over twenty newspapers, while the story on Wofford being selected for the NCAA Tournament appeared in 248 newspapers.

When Wofford played Wisconsin in front of over 10,000 people at Jacksonville Veterans Memorial Arena, the entire CBS Sports audience was switched to the contest in the final minutes as the Terriers were tied with 1:17 left in the game. During the 2011 game against BYU, a sold out crowd of 19,216 watched in Denver. On CBS in primetime, 4,670,000 million people watched as Verne Lundquist, Bill Rafferty and Lesley Visser broadcast the game.

WOFFORDTERRIERS.COM

In the fall of 2009, Wofford College launched an updated website for athletics which can be found at www.woffordterriers.com. The site contains all the information any Terrier fan is looking for, including rosters, schedules, student-athlete bios, updated statistics and archives. Live stats for most sports are also provided. Another key feature is TerrierVision. With this pay-per-view video service, fans can watch a wide variety of events, including, men's basketball, live on any computer with a broadband connection.



Spartanburg Herald-Journal • Greenville News • Anderson Independent Mail • The State • Charlotte Observer • Atlanta Journal-Constitution • Winston-Salem Journal • Miami Herald • Florida Times-Union • Post and Courier • Roanoke Times • Bangor Daily News • Minneapolis Star-Tribune • Wall Street Journal • USA Today • The Sporting News • Milwaukee Journal-Sentinel • Wisconsin State Journal • Orlando Sentinel • New York Post • Deseret News • Salt Lake City Tribune • Denver Post • ESPN.com • SI.com • CBS Sports • ESPN2 • ESPNU • CSS • SportSouth • National Public Radio • ESPN Radio • Sporting News Radio • Fox Sports Radio • WFNZ Radio (Charlotte) • WSPG Radio (Spartanburg) • WBCN Radio (Charlotte) • WSPQ Radio (Charleston) • WNXT Radio (Columbia) • KTAR Radio (Phoenix) • WAXY Radio (Miami) • WSSP Radio (Milwaukee) • XTRA Sports Radio (San Diego) • KJR Radio (Seattle) • WLTV (Knoxville) • WHBO Radio (Tampa) • WCNC TV (Charlotte) • WSPA TV (Spartanburg) • WYFF TV (Greenville) • WHNS TV (Greenville) • WLOS TV (Asheville)

ATHLETIC MEDIA RELATIONS

Assistant AD/Men's Basketball SID: Brent Williamson

Office Phone: 864-597-4093

E-Mail: williamsondb@wofford.edu

FAX: 864-597-4129

Press Box: 864-597-4478

Assistant Director for Media Relations: Kevin Young

E-Mail: youngkm@wofford.edu

Office Phone: 864-597-4092

Media Relations Assistant: Ryan Bridges

E-Mail: bridgesrs@wofford.edu

Office Phone: 864-597-4098

Mailing Address: 429 North Church Street, Spartanburg, SC 29303

Gibbs Stadium Press Box: 864-597-4487

Athletic website: www.woffordterriers.com

WOFFORD BASKETBALL ON TV



Over the past three seasons, the Terriers have made numerous appearances on television, highlighted by games on ESPN2, ESPNU and CBS. This season, games will air on ESPNU, ESPN3, the SoCon TV Network, and CSS, with several other games tentatively scheduled.

WOFFORD BASKETBALL ON RADIO



All Wofford College men's basketball games are heard live worldwide through EPSN Spartanburg (1400 AM and 97.1 FM) and its website at ESPNspartanburg.com. In addition, games can be heard on 1440 AM in Greenville this season. Mark Hauser and Thom Henson return as the "Voices of the Terriers."

A 1996 graduate of Wofford, Henson is an assistant director of development at his alma mater. He is also a former student assistant in the Wofford sports information office as well as working one summer in media relations with the Carolina Panthers.

Hauser is in his 20th season as the play-by-play announcer of Wofford football and basketball. He also spent 14 years as the director of broadcasting for the Greenville Braves, the double-A affiliate of the Atlanta Braves.

Henson and his wife, Perry, reside in Spartanburg. The couple have a son, Michael and a daughter, Lillie.

A native of West Hartford, Conn., Hauser is a 1982 graduate of Ithaca College (N.Y.). Prior to joining the G-Braves in 1991, Hauser was the play-by-play man for three years with the Jacksonville Expos of the Southern League. He has also done work with Davidson College and Southern Oregon State College.

His contribution to Wofford athletics was officially recognized when he was selected as the 2000 Honorary Letterman by the Wofford Athletic Hall of Fame.

Hauser and his wife, Jennifer, reside in Simpsonville, S.C., with their two daughters, Samantha and Emma.

Henson, the color analyst, is in his 13th basketball season as a member of the Wofford Sports Network. He is also the color commentator for Terrier football games for the 12th year.



MEDIA INFORMATION

Credentials

Requests for working media credentials should be made to the Assistant Athletic Director of Media Relations, Wofford College, 429 N. Church Street, Spartanburg, SC 29303. Requests should be made one week in advance. Requests are screened with care to insure a working press area. Children, spouses, pets and cheering are not allowed in compliance with the working code of the Basketball Writers Association of America.

Interviews

All interviews with members of the team during the season must be arranged through the Athletic Media Relations Office. Please call ahead and allow 24 hours to set up interviews with players. Arrangements will be made for telephone and in-person interviews at a time that is mutually agreeable to the reporter/broadcaster and the student-athlete. The best time to reach Coach Young is in the mornings. Any television crews wishing to tape an interview with Coach Young may do so daily before practice. Please call ahead to allow an office representative to help facilitate the interview.

Parking

Parking for all members of the working media for Terrier home basketball games can be found at the north end of the Verandah Lot, closest to Gibbs Stadium.

Postgame Interviews

The Wofford locker room in the Richardson Building is open to the media after each game. Student-athletes are available in the locker room and can also be brought out into the hallway for interviews. The athletic training room is not open to the media. Coach Young will meet with the media following each game courtside following his postgame radio interview.

Photographers

Photo passes for newspaper photographers and, under special circumstances, for freelance photographers, are available from the athletic media relations office. Photo passes

entitle the photographer access to the media room, playing floor and the Richardson Building following the game. All action must be shot from the endlines or off the floor. Camera locations are available on both concourses.

Postgame Communications

There is wireless access inside Benjamin Johnson area, with no password needed to use the guest network. After the radio broadcasts are complete, there are several phone lines that media can use. A photocopier is also available.

Courtside Services

Members of the media will be provided with game programs, flip cards, current statistics and pregame notes prior to the start of the game. Statistical summaries will include play-by-play, halftime stats, and final box score. There will also be pregame food service available to accredited media members.

DIRECTIONS TO CAMPUS

From the West/GSP Airport: Take I-85 north to exit 69 (Business 85 North). Exit at 5A, I-585 South/US 176. After 2.5 miles, turn right on McCreavy, then left at the light on Wood Street, which turns into Cummings Street. Street leads to campus and Benjamin Johnson Arena.

From the North: Take I-26 east to exit 15 (US 176). Follow for 7 miles. After 2.5 miles, turn right on McCreavy, then left at the light on Wood Street, which turns into Cummings Street. Street leads to campus and Benjamin Johnson Arena.

From the East/Charlotte Airport: Take I-85 south to exit 77 (Business 85 South). Exit at 5A, I-585 South/US 176. After 2.5 miles, turn right on McCreavy, then left at the light on Wood Street, which turns into Cummings Street. Street leads to campus and Benjamin Johnson Arena.

From the South: Take I-26 west to exit 21B (US 29 North). After 3.5 miles, turn left on St. John Street. Turn left at North Church Street. Turn right on Evins Street to reach Benjamin Johnson Arena.

NEWSPAPERS

SPARTANBURG HERALD-JOURNAL

sports@shj.com
 Bob Dalton, Sports Editor
 bob.dalton@shj.com
 864-562-7293
 Todd Shanesy, College Beat
 todd.shanesy@shj.com
 864-562-7273
 P.O. Box 1657
 Spartanburg, SC 29304
 Fax: 864-594-6234

GREENVILLE NEWS

sports@greenvillenews.com
 Bart Wright, Sports Editor
 rbwright@greenvillenews.com
 Jim Rice
 jrice@greenvillenews.com
 Box 1688
 Greenville, SC 29602
 864-298-4135
 Fax: 864-298-4137

THE STATE

statesports@thestate.com
 Rick Millans, Sports Editor
 rmillans@thestate.com
 Neil White, State colleges
 nwhite@thestate.com
 803-771-8643
 Box 1333

Columbia, SC 29202
 803-771-8470
 Fax: 803-771-8613

WIRE

THE ASSOCIATED PRESS

apcolumbia@ap.org
 Pete Iacobelli, Sports Editor
 piacobelli@ap.org
 1311 Marion Street
 Columbia, SC 29201
 803-799-5510
 1-800-922-1565
 Fax: 803-252-2913

TELEVISION

WYFF-TV 4 (NBC)

Brad Fralick, Sports Director
 bfralick@hearst.com
 Mike Giordano, Weekend Anchor
 mgiordano@hearst.com
 Marc Dopher, Reporter
 mdopher@wyff4.com
 Box 788
 Greenville, SC 29602
 864-240-5265 – Fralick
 864-240-5264 – Giordano
 Fax: 864-240-5305

WLOS-TV 13 (ABC)

sports@wlos.com
 Stan Pamfilis, Sports Director

spamfilis@wlos.com
 Jared Fialko, Reporter
 jfialko@wlos.com
 110 Technology Drive
 Asheville, NC 28803
 828-651-4563/4567
 Fax: 828-651-4618

WSPA-TV 7 (CBS)

Pete Yanity, Sports Director
 pyanity@wspa.com
 864-587-5452
 Todd Summers, Weekend Anchor
 tsummers@wspa.com
 Box 1717
 Spartanburg, SC 29304
 864-576-7777
 Sports: 864-587-5452
 Fax: 864-587-5430

WHNS-TV 21 (FOX)

foxcarolinanews@foxcarolina.com
 864-213-2222
 21 Interstate Court
 Greenville, SC 29615
 864-213-2223
 Fax: 864-987-1219

RADIO

ESPN SPARTANBURG (1400 AM and 97.1 FM)

340 Garner Rd
 Spartanburg, SC 29303

Mark Hauser, GM (Play by Play)
 mhauser@ESPN1400am.com
 Matt Smith, Sports Director
 msmith@ESPN1400am.com
 864-573-1400
 Fax: 864-573-8699

Thom Henson, FB/MBK Analyst
 hensonm@wofford.edu
 1896 Old Charlotte Rd
 Spartanburg, SC 29307
 864-597-4133
 Fax: 864-597-4149

WOLT 103.3 FM

Bill Drake
 Bill@awakewithdrake.com
 6665 Pottery Rd
 Spartanburg, SC 29303
 864-680-1924
 Fax: 864-574-2930

South Carolina Radio Network

Phil Kornblut
 philtalk@live.com
 Kevin McCrary
 kmac00@aol.com
 3710 Landmark Drive, Suite 100
 Columbia, SC 29204
 803-790-4315
 Fax: 803-790-4309
 Call-in: 800-956-7266



Class of '93

Brad Painter, M.D. Pediatrician
Palmetto Pediatrics, Columbia, SC

Class of '94

Matt Allen Head Basketball Coach
SUNY Cobleskill

Matt Forness Technical Support Representative
Timberline Software
Portland, OR

John McGinnis Comptroller
Roebuck Greenhouses
Spartanburg, SC



Ian Chadwick, Bishop Ravenel, and Terenthial White at 2001 Commencement

Class of '97

Chris Arp Director of Athletics
Spartanburg Christian Academy
Spartanburg, SC

Jay Bailey Software Developer, Canton, GA

Seth Chadwick Teacher/Coach
Wesleyan School, Norcross, GA

Bishop Ravenel United States Attorney
Orlando, FL

Terenthial White Personal Banker
Bank of North Georgia, Norcross, GA



Brad Painter '93

Class of '02

Kenny Hastie Staff Lobbyist
South Carolina Trial Lawyers Association
Columbia, SC

Class of '95

Scott Duke Director of SportsReach SC
Sports Ministry, Greer, SC

Class of '96

Jon Dillon Director of Licensing
adidas America, Chicago, IL

Joey Malone Medical Sales Representative
Stericycle, Inc.
Neptune Beach, FL

Class of '98

McCarthy Crenshaw Financial Analyst
CPA Retirement Network, LLC
Jacksonville, FL

Natter Miller Disaster Restoration Projects
Service Master, Inc., Charleston, SC

Class of '99

Donald Davis Territory Manager
One Beacon Insurance Co.,
Atlanta, GA

Alfred Forbes, Ph.D. Chemical/Nuclear Program Engineer
Scantech Holdings, Atlanta, GA

Class of '03

Mike Lenzly Professional Basketball Player
Haremscafati, Italy



Jon Dillon '96, adidas america

Class of '00

Rashane DeLoach Sales Representative
Adventis Pharmaceutical, Atlanta, GA

Starzee Walker Fraud Detection Analyst
Maryland Bank National Association
Kennesaw, GA

Class of '01

Brandon Boyce, M.D. Family Practice
Morgantown, WV

Ian Chadwick ista North America
Computer Technology
Atlanta, GA



Mike Lenzly '03

Edvin Masic Financial Services
1st Tennessee Bank
Nashville, TN

Lee Nixon Second Lieutenant, U.S. Army

Grant Sterley Sales Representative
Wyeth Pharmaceuticals,
Indianapolis, IN

Class of '04

Edmond Davis Sales Rep, Michelin Tire
St. Louis, MO

WHERE ARE THEY NOW?

David Eaton History Teacher/Basketball Coach
 Wando High School, Charleston, SC

Class of '05

Greg Taylor Professional Basketball Player
 Trikalon, Greece

Sam Daniels Systems Engineer
 BuilderADIUS Inc., Asheville, NC

Jeff Tarr, D.O. Carolina Center for Eye Care
 Lewisville, N.C.

Class of '06

Howard Wilkerson Professional Basketball Player
 Los Andes, Chile

Byron Fields Project Team Specialist
 PriceWaterHouse Accounting
 Spartanburg, SC

Tyler Berg AllState Insurance
 Gastonia, North Carolina

Class of '07

Eric Marshall Deceased

Matt O'Connor Licensed Personal Banker
 JPMorgan Chase
 Tuscon, Arizona

Adam Sheehan Marketing Assistant
 Resolution Reinsurance Intermediaries
 Columbia, SC

Class of '08

Shane Nichols Assistant Basketball Coach
 Wofford College, Spartanburg SC

Drew Gibson Professional Basketball Player
 Portugal



Tim Johnson, Jamar Diggs, Noah Dahlman, Cameron Rundles, Terry Martin, and Coach Mike Young at 2011 Commencement

Class of '09

Matt Estep Physical Therapy Assistant Program
 Greenville, SC

Marcus Jackson TitleMax, General Manager
 Spartanburg, SC

Class of '10

Corey Godzinski Financial Underwriter
 American Credit Acceptance
 Spartanburg, SC

Junior Salters Professional Basketball Player
 Athletes in Action

Class of '11

Noah Dahlman Professional Basketball Player
 Macedonia

Jamar Diggs Professional Basketball Player
 Germany

Cameron Rundles Professional Basketball Player
 England

Terry Martin Professional Basketball Player
 Canada

Tim Johnson Graduate Assistant Coach
 University of Wyoming

NCAA COMPLIANCE

The importance of following all NCAA rules and regulations is imperative to maintaining the integrity of Wofford College and intercollegiate athletics. We ask all who are associated with the institutions athletics programs to help the College protect the spirit of competition, the athletics eligibility of our student-athletes and the reputation of the College by adhering to the rules and regulations of the NCAA and by contacting the Compliance Office or the NCAA with all questions. If you have any questions about NCAA rules, please contact Elizabeth Rabb at (864) 597-4090, the Wofford website athletics.wofford.edu and click on 'Compliance,' or the NCAA at www.ncaa.org.



What is a Representative of Athletics Interests (Booster/Donor)?

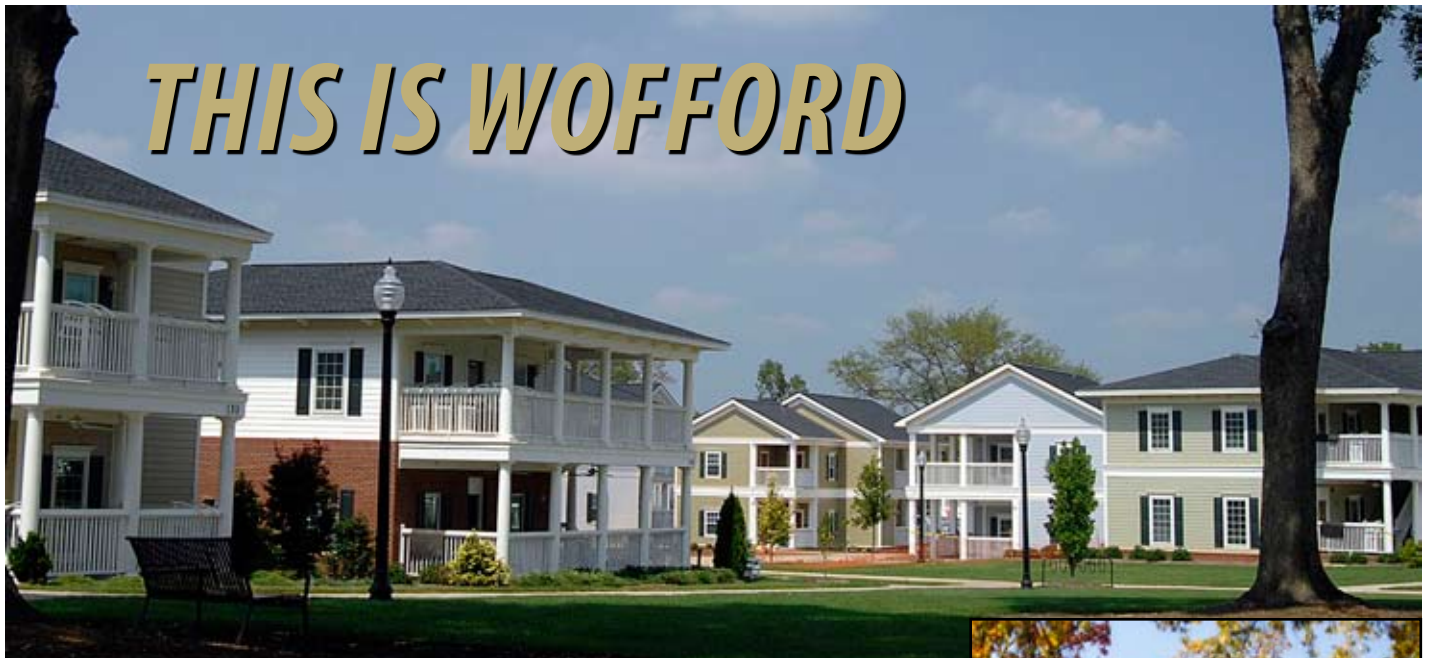
All alumni, friends, and employees of the College are categorized as 'representatives of athletics interest.' The NCAA stipulates that once an individual has been identified as a 'representative' or "booster/donor" he/she retains this status forever even if the individual is no longer associated with the athletics program. Furthermore the NCAA states that it is possible for a person to be a representative of more than one institution at the same time. A representative of athletics interest may not:

- Contact a prospect's coach, principal or counselor in an effort to evaluate a prospect
- Visit the prospect's institution to pick up film or transcripts
- Contact a prospect, his/her parents, legal guardians or spouse on or off campus
- Contact a prospect by telephone or letter
- Make special arrangements to entertain a recruit
- Provide extra benefits to a prospect, student-athlete or the parents, family and/or guardians of the prospects or student-athletes

REMEMBER THE #1 RULE: 'ASK BEFORE YOU ACT!'



Howard Wilkerson '06



THIS IS WOFFORD

Wofford College, established in 1854, is an independent liberal arts college located in Spartanburg, S.C. It offers bachelor's degrees in 26 major fields of study, and is well known for its programs leading to graduate and professional studies. Affiliated with the United Methodist Church, the college is committed to quintessential undergraduate education within the context of values-based inquiry.

Wofford College consistently finds itself as a benchmark for what higher education should be now and in the future, and how students can find an exciting and fulfilling undergraduate experience that also is a good value both in financial investment and in value-added by that educational experience.

The college has scored high on the National Survey of Student Engagement (NSSE), which measures the level of academic challenge, active and collaborative learning, student-faculty interaction, enriching educational experiences, and a supportive campus environment.

Wofford can be found in numerous college guides that provide perspectives from a variety of sources. Among those are *U.S. News & World Report's* "America's Best Colleges," *The Princeton Review's* "Best 376 Colleges," *The Fiske Guide to Colleges*, *The (Yale) Insider's Guide*, and *Peterson's Colleges for Top Students*.

Forbes.com ranked Wofford as one of "America's Best Colleges" in 2011, the highest rated institution in South Carolina. In its November 2010 issue, *Kiplinger's Personal Finance* magazine ranked Wofford among the nation's best private college values, at number 31.


Wofford consistently lands on "best value" lists in various other national college guides and publications. In *U.S. News & World Report's* 2010 "America's Best Colleges," Wofford was included in "Great Schools, Great Prices," a listing of 31 liberal arts colleges.

Wofford ranks ninth in the country in the percentage of undergraduates receiving credit for studying abroad, according to Open Doors 2010, a report published by the Institute of International Education (IIE).

The Village, Wofford's apartment-style housing for its senior students, has earned a number of national recognitions. Phase V of The Village will open in the fall of 2011 with loft-style apartments along with a grand galleria, deli restaurant and market. It will be anchored by the Center for Professional Excellence.

Wofford was named to the President's Higher Education Community Service for 2010, presented by the Corporation for National and Community Service, an independent federal agency tasked with fostering an ethic of volunteerism and service in America. Wofford also was included in the 2009 Guide to Service-Learning Colleges & Universities, highlighting the college's programs to encourage student engagement.

Wofford's entire 175-acre campus is a national arboretum, which was named the Roger Milliken Arboretum at Wofford College in honor of the late longtime trustee and benefactor. More than 5,000 trees have been planted on the Wofford campus since 1992.





ACADEMICS

Wofford offers distinctive learning opportunities that set it apart from other liberal arts colleges. They provide students with meaningful study-abroad experiences, exciting and socially useful service opportunities, career-related and experiential learning possibilities, interaction with great academicians from across the world, and exposure to renowned authors, artists, and business and professional leaders. Such “focal point” programs include, but are not limited to:

The Interim, a January term that encourages students and faculty to explore new interests both on and off campus.

The Bonner Scholar Program, a service-learning scholarship program that places deserving students in volunteer positions throughout the community.

The Success Initiative, a leadership and scholarship program that offers practical, project-based experience.

The Vocational Discernment and Pre-Ministerial Program, a counseling and mentoring approach to helping students make personal decisions regarding further study and careers in the ministry.

Environmental Studies provides a creative and supportive learning environment that helps students pursue their goals in the rigorous and challenging program. It operates both on Wofford’s campus and at the new Glendale Shoals Environmental Studies Center at Glendale, S.C. The property where the center is located borders 19 acres of protected green space along the Lawson’s Fork Creek.

Neuroscience, a program in which students examine the nervous system and its regulation of behavior through an experimental approach, offered jointly by the Departments of Psychology and Biology.

Computational Science, a fast-growing interdisciplinary field that is at the intersection of the sciences, computer science and mathematics, involves learning to store, retrieve, process and visualize massive amounts of information in web-accessed databases.

Learning Communities, an interdisciplinary approach to learning that links courses in two or more departments through a common theme.

The Novel Experience, a first-year reading and writing program that offers an introduction to the academic rigors of Wofford while familiarizing students with the Spartanburg community.

The Creative Writing Concentration, a program led by outstanding published faculty writers that provides additional opportunities for students to hone their creative writing skills, earn coveted prizes and become published writers themselves.

Presidential International Scholar, an opportunity for an outstanding, intellectually gifted student to visit other parts of the world researching specific academic areas of interest.

The Community of Scholars. Student fellows in this summer program work under the supervision of faculty mentors engaged in parallel or related research. The projects encompass all disciplines, including science, the humanities, the social sciences and the fine arts.

Presidential Seminar, a weekly seminar hosted by Wofford President Benjamin Dunlap for outstanding seniors, in which seminar members explore interdisciplinary subjects of current significance.

Liberty Fellowship, a two-year leadership experience hosted by the college and a partnership of South Carolina businessman Hayne Hipp, of Greenville, the Aspen Institute and Wofford, for young citizens of South Carolina with exemplary promise for societal achievement.

ACADEMIC MAJORS

Accounting
 Art History
 Biology
 Business Economics
 Chemistry
 Chinese
 Computer Science
 Economics
 English
 Environmental Studies
 Finance
 French
 German
 Government
 History
 Humanities
 Intercultural Studies
 Intercultural Studies for Business
 Mathematics
 Philosophy
 Physics
 Psychology

Religion
 Sociology
 Spanish
 Theatre

ACADEMIC MINORS

Art History
 Business
 Chinese Studies
 Computer Science
 Economics
 English
 Environmental Studies
 German Studies
 Government
 History
 Mathematics
 Philosophy
 Religion
 Sociology

PRE-PROFESSIONAL PROGRAMS

Pre-Engineering
 Pre-Dental
 Pre-Law
 Pre-Medical
 Pre-Ministry
 Pre-Pharmacy
 Pre-Veterinary Science

OTHER PROGRAMS

African/African-American Studies
 Communications/Journalism
 Computational Science
 Creative Writing
 Gender Studies
 Geology
 Information Management
 Latin American & Caribbean Studies
 Medical Humanities
 Military Science
 Music
 Neuroscience
 19th Century Studies



PROMINENT ALUMNI

Wofford alumni live in all 50 states and more than 25 foreign countries. They include five Rhodes Scholars, five Truman Scholars and two Barry M. Goldwater Scholars.

Of 15,994 living alumni (graduates and non-graduates), 1,155 are presidents or owners of corporations or organizations, 1,213 are practicing medicine, dentistry or other health-care professions, and 732 are attorneys or judges.

MAJOR GENERAL RODNEY ANDERSON '79

Deputy Commanding General, XVIII Airborne Corps

DAVID BRESENHAM '93

Producer of *Keeping Up With the Kardashians*. Has also worked on *Real World/Road Rules Challenge* and *Big Brother*.

HAROLD CHANDLER '71

CEO, Univers Workplace Benefits

MICHAEL COPPS '63

Commissioner, Federal Communications Commission. Previously served as Assistant Secretary of Commerce for Trade Development.

FISHER DEBERRY '60

Former football coach at Air Force (1983-2006) and served as president of American Football Coaches Association. Member of the College Football Hall of Fame.

CHAD FIVEASH '94

Writer and producer of television series such as *Kyle XY*, *Glory Daze*, *One Tree Hill* and *Switched at Birth*.

VAN HIPPI, JR. '82

President and CEO, American Defense Institute

CRAIG MELVIN '01

Reporter for MSNBC and NBC News Correspondent

DANNY MORRISON '75

President, Carolina Panthers. Previously served as Athletic Director at TCU and Wofford, as well as Commissioner of the Southern Conference.

WENDI NIX '96

On-air talent for ESPN, covering NFL, college football, baseball and PGA golf.



GREG O'DELL '92


CEO of Washington Convention Center Authority. As Chief Executive of the District of Columbia Sports and Entertainment Commission, oversaw construction of the Washington Nationals Ballpark.

COSTA M. PLEICONES '65

Associate Justice, Supreme Court of South Carolina

JERRY RICHARDSON '59

Jerry Richardson still holds Wofford's single-game record with 241 receiving yards vs. Newberry in 1956 and is the record holder for touchdown receptions in a season (9 in 1958) and in a career (21). Richardson was an Associated Press Little All-America selection in 1957 and '58. Drafted by the defending world champion Colts, Richardson played two seasons in the NFL, earning Colt Rookie of the Year honors in 1959 and finishing third in the balloting for top NFL rookie. As a senior at Wofford, he scored 72 points on nine touchdowns, 12 extra points and two field goals. He is the founder and owner of the Carolina Panthers.



JOE TAYLOR, JR. '80


Former Secretary of Commerce, State of South Carolina

WALT WILKINS '96

Former United State Attorney, State of South Carolina. Currently Soliciter for Thirteenth Judicial Circuit.

THE CAROLINA PANTHERS

The Carolina Panthers have held training camp at Wofford since their inaugural season in 1995. The camp provides Wofford tremendous national exposure and visibility. Media members that visit Wofford during the five-week camp include ESPN, Fox Sports Net, *USA Today* and *Sports Illustrated*. Local print and television media from markets including Columbia, Charlotte, Raleigh/Durham/Chapel Hill, Asheville and Greensboro/Winston-Salem are on campus on a daily basis.



According to SI.com's Tim Layden, "as I like to think of it: Training Camp Heaven. Wofford is 70 miles west of Charlotte on I-85, and presents all the reasons why there is something special about taking the team on the road for camp. Three pristine, Bermuda-grass fields with a stand of tall pines on two sides and a steep hillside -- where fans sit and watch -- on another. Fans, many of them young boys and girls, lined up along the fence, getting autographs after practice. It's a scene straight out of football's past."



WOFFORD TRADITIONS

GENE ALEXANDER

A coaching legend, Gene Alexander was at the helm of the Terriers from 1958-1977. In his 19 seasons, he compiled 283 wins - the most by a basketball coach in school history. In the 1959-60 season, he led the team to a 25-6 record. The 25 wins are the most in a single season for the Terriers. Alexander began his coaching career at Erskine when he developed a fast-paced, high scoring style. He was inducted into the NAIA Hall of Fame.

BOSS THE TERRIER

The fearless leader of the Terriers, Boss (short for Boston Terrier) has entertained Wofford fans since 2001 at football, basketball and baseball contests. Boss is also the only mascot with his own holiday, October 16. That is National Boss' Day (well, maybe it's not just for him but he celebrates it anyway). Boss also participated in the Carolina Panthers "Mascot Mania" football game halftime show at Bank of America Stadium in Charlotte in 2006. Formerly known as Big Ruff, the mascot became known as Boss in 2001. His kid brother, Lil' Ruff, who wears the jersey number 1/2, is also on the sidelines of Wofford events to entertain youngsters.

CHADWICKS

Two of the best three-point shooters in school history were Seth and Ian Chadwick. Seth played at Wofford from 1993-97 and holds the school record for three pointers made in a game with eleven. Younger brother Ian played from 1997-2001 and has the record for three pointers made in a season with 87. They are first and second on the all-time three-point attempted and made lists and each had over 1,000 points in his career. Both have been inducted into the Wofford Athletics Hall of Fame.

JAMES ELLERBE "DADDY" NEAL

At almost seven feet tall, James "Daddy" Neal was the first dominant big man in South Carolina. He set school records for scoring average in a season with 32.6 points per game, along with records for points in a game with 57, rebounds in a game with 40 and free throws made in a game with 22. He had his jersey #17 retired. Neal went on to play three seasons in the NBA, including two seasons with the Syracuse Nationals. He passed away on October 3, 2011.

TERRIERS

Wofford's nickname dates back to the early 1910's when Professor E.H. Shuler recalled seeing a terrier named Jack at Wofford baseball games. A cartoon showing a Jack-like dog doing gymnastics appeared in a Wofford Journal about the same time. By 1914, the nickname Terrier was firmly established for the college's athletic teams. Wofford has had a number of real life mascots including Spike in the mid-50s and Jocko in the early 1960s. Stymie was Wofford's mascot in 1972 and '73. Most Wofford Terriers have been Boston Terriers which have a smooth black coat with white markings on the face, neck, chest, legs and feet. They usually pack a muscular 20 pounds on a foot-high frame.



BEN WOFFORD

Born on October 19, 1780, Benjamin Wofford rode a Methodist circuit as a lay exhorter in 1806 and 1807 in western Kentucky, but soon returned to South Carolina in that year to marry Anna Todd. With the death of her father in 1809, he inherited control of the Todd family farm in the southern part of Spartanburg County. Ordained in 1814, he served as an itinerant for only three years.

A year after the death of Anna Todd Wofford in 1835, he married Maria Barron. His business interests and their diminished enthusiasm for rural life led them to move to the village, at the corner of present-day Magnolia and St. John Streets. There he continued to invest conservatively and live simply until his death on December 2, 1850.

Wofford's will provided \$100,000 for the establishment of a college for literary, classical, and scientific education in Spartanburg, to be under the control and management of the state's Methodist Conference. Within four years of Benjamin Wofford's death, the trustees he named took the money he bequeathed, secured a charter, bought land, built a college and five houses for professors, hired a faculty, and opened its doors.

THE TERRIER SCULPTURE

A sculpture of a Terrier was unveiled on March 25, 2008 outside of the Student Life Building as a gift to Wofford College from the Class of 1956. The following is the text of an address given by Talmage Boyd Skinner, Jr., 1956, Chaplain Emeritus of Wofford College on the dedication.

The mascot of a college should, in large measure, represent the character of the place. In this Palmetto State, we are surrounded by a bevy of mascots. There are Gamecocks and Tigers, Bulldogs and a Rooster named Chanticleer, Indians, Paladins, Cougars, Valkyries, and one school has a sock for an ensign. There are Trojans, Pioneers, and Spartans, and various Cats and feathered creatures. In all the land, only two other schools are Terriers. Some will laugh when we affirm that we are the only true Terriers. Some chuckle when we are audacious enough to claim to be unique and even superior in so many aspects of being a college.

The most arrogant of us will admit that there are many good colleges. We have even tried to copy some. I have always been a bit uncomfortable when we talk of another school being a – "flagship" that we need to emulate. Hey! We ARE the flagship! Forgive the pride of some old guys who have loved this little school for over half a century. Yes, we did not come to Wofford just to purchase an education; we joined Wofford. We were adopted into the family with a bond that cannot be broken. Many colleges claim to be family. We truly are.

Ours is a bond of shared experience hammered out on the playing fields against foes our size and those with more students than we have living alumni. It does not stop with athletics. The term "student athlete" has authenticity at Wofford. The bond is from a shared academic experience that is not content just to pass on so-called facts, but prepares students to think and to continue to grow. The "proof of the pudding" is in the doctors, lawyers, college presidents and professors, teachers, coaches, leaders in business and service - even in the ministry of the Church. A bond is created in the experience of the arts - the theater program, choral music, strings. One thing we lack - a band - not just the band class that plays well once or twice a year, but a BAND for spirit and musical experience. A bond is created through service programs and the physical arts witnessed by so many exhibitions on campus. Not the least is a religious life program that is open and tolerant, that walks with students seeking answers and helps them first learn to ask questions.

We, the Class of 1956 present this Terrier to our college as a symbol of Wofford Spirit in all aspects of this place like no other. We want to add to the tradition of this sacred ground. We want to remind the present Wofford that there is a past on which she stands and remind all of us that it all will be forgotten if we do not have a vision for the future. Our goal should be deeper than the usual quest for reputation, wealth, and prestige. Dr. Dunlap has always called Wofford a "kingdom of the just." May that ever be our watchword. It may be a simple, unsophisticated phrase, but we are called not to be powerful, but good. As the prophet Micah said, "What does the Lord require of you but to do justice and to love kindness and to walk humbly with your God."

The Class of 1956 proudly and humbly presents this physical representation of the Spirit of Wofford College and all those members of our family who ever lived or presently live on the "City's Northern Border," and all who are yet to dwell in the shadow of the Twin Towers.



2011-12 OUTLOOK

After winning back-to-back Southern Conference Championships and two trips to the NCAA Tournament, the Wofford men's basketball team will look to continue that success in 2011-12. Last season the squad was 21-13 overall and 14-4 in the Southern Conference. After claiming a share of the South Division title, the Terriers won the conference championship game. A second trip to the NCAA Tournament pitted Wofford against BYU in Denver.

Wofford returns a total of eight players from last season and one starter. The team welcomes seven freshmen into the fold. The Terriers graduated five players, which included four starters.

Among those lost were forward Noah Dalhman, who averaged 20.1 points per game last season and finished his career with 2,013 points to ranked fifth all-time. He earned All-SoCon honors three straight seasons and was SoCon Player of the Year as a junior. Forward Tim Johnson also earned All-SoCon honors as he finished with 1,002 career rebounds. He averaged 8.5 rebounds per game which was first in the SoCon.

Guard Cameron Rundles was the third member of the senior class to earn All-SoCon honors. He was second on the team with 13.9 points per game. Guard Jamar Diggs scored 12.6 points per game during his senior season and was second on the team in assists. Forward Terry Martin played in all 34 games with 5.8 points per game and 3.4 rebounds per game.

This season Wofford will once again play primarily three guards and two forwards. A projected starting line-up would include forwards Drew Crowell and Domas Rinksalis, along with guards Brad Loesing, Kevin Giltner and Taylor Wagener.

Five players make up the 2012 senior class. The group is led by Brad Loesing. He has been the starting point guard since his freshman season and last year he averaged 6.2 points per game and was eighth in the SoCon in assist/turnover ratio. Guard Kevin Giltner played in 34 games with 6.2 points per game. A threat from the outside, he was second on the team in three-pointers with 52 on the season.

Forward Drew Crowell returned to the line-up last season after redshirting the 2009-10 campaign. He played in 28 games with 1.4 points per game. Guard Matt Steelman saw action in 14 games and he hit five three-pointers. Forward Joseph Tecklenburg played in twelve games on the season.

The lone member of the junior class is guard Taylor Wagener. He played in 13 games and hit three three-pointers. The sophomore class includes forwards Domas Rinksalis and Aerris Smith. Rinksalis redshirted last season and as a freshman saw action in nine games. Smith played in eleven games for the Terriers.

Wofford welcomes seven true freshmen to the team as well. Forwards include Jarell Byrd, Kevin Hickson, and Lee Skinner. Guards are Lucas Brown, Karl Cochran, Indiana Faithfull, and John Swinton.



The schedule for 2011-12 will be a challenging one for the Terriers. In addition to the 18 game Southern Conference slate, Wofford will visit Georgia, South Carolina and Wake Forest. The team will take part in the Chicago Invitational Challenge, which includes games against Wisconsin and Bradley, along with an ESPN Bracketbuster contest. Home games include Tulane and Jacksonville.

There are a few changes on the coaching staff for

the season. Mike Young is entering his tenth season as head coach and 23rd season overall with the program. He was named SoCon Coach of the Year in 2010 and also named the Hugh Durham National Coach of the Year. Paul Harrison is in his fifth season, while Shane Nichols is returning for his second season as assistant coach. New to the bench is Gus Hauser, while Matt Morris joins the staff in basketball operations.

PERSONNEL ANALYSIS

STARTERS RETURNING (1)

Name	Pos	Ht	Wt	Yr	GP/GS	PPG	RPG	APG
Brad Loesing	G	6-0	180	Sr.	34/33	6.2	1.4	3.2

ADDITIONAL PLAYERS RETURNING (7)

Name	Pos	Ht	Wt	Yr	GP/GS	PPG	RPG	APG
Drew Crowell	F	6-9	230	Sr.	28/0	1.4	0.9	0.2
Kevin Giltner	F	6-6	200	Sr.	34/1	6.2	1.4	0.6
Matt Steelman	G	6-2	180	Sr.	14/0	1.2	0.5	0.2
Joseph Tecklenburg	F	6-4	200	Sr.	12/0	0.3	0.3	0.2
Domas Rinksalis	F	6-9	220	So.	Redshirted in 2010-11			
Taylor Wagener	G	6-3	185	Jr.	13/0	1.2	0.5	0.5
Aerris Smith	F	6-7	260	So.	11/0	0.5	0.4	0.1

STARTERS LOST (4)

Name	Pos	Ht	Wt	Yr	GP/GS	PPG	RPG	APG
Noah Dahlman	F	6-6	215	Sr.	34/34	20.1	5.6	1.2
Jamar Diggs	G	6-2	180	Sr.	33/33	12.6	3.1	3.1
Tim Johnson	F	6-6	228	Sr.	34/33	6.0	8.5	2.5
Cameron Rundles	G	6-1	190	Sr.	34/34	13.9	3.8	2.5

ADDITIONAL PLAYERS LOST (3)

Name	Pos	Ht	Wt	Yr	GP/GS	PPG	RPG	APG
Nathan Parker	F	6-6	200	So.	12/0	2.2	2.2	0.4
Terry Martin	F	6-6	225	Sr.	34/2	5.8	3.4	0.6
Cameron McQueen	F	6-8	240	So.	4/0	0.5	1.0	0.0

NEWCOMERS (7)

Name	Pos	Ht	Wt	Yr	Hometown/Last School
Lucas Brown	G	6-5	200	Fr.	Roseville, Minn. / Roseville Area
Karl Cochran	G	6-1	170	Fr.	Marietta, Ga. / Walton
Kevin Hickson	F	6-8	215	Fr.	Matthews, N.C. / Providence Day
Indiana Faithfull	G	6-4	190	Fr.	Sydney, Australia / St. Thomas Moore
Jarell Byrd	F	6-6	192	Fr.	Lynn, Mass. / St. Thomas Moore
Lee Skinner	F	6-6	205	Fr.	Lombard, Ill. / Fork Union
John Swinton	G	6-1	185	Fr.	Mount Pleasant, S.C. / Wando

THE RICHARDSON BUILDING



THE RICHARDSON BUILDING

The home of the Wofford College Athletic Department is the Richardson Physical Activities Building. The facility includes offices for the administration, football, basketball and other sports on the second floor. Also included on the second floor is an aerobic dance room and weight room with machine and free weights along with a variety of cardio machines. Locker rooms for football, men's and women's basketball, men's and women's soccer and a training room are located on the first floor.

Wofford alumnus and Carolina Panthers owner Jerry Richardson made a \$1 million donation in 2008 that was used for enhancing the Richardson Building. Numerous improvements were made in the twelve-year old facility to ensure that it is one of the most advanced athletic facilities in the nation.

Enhancements to the Richardson Building include new paint and carpet in the entire facility. The coaching and administration suites have been reconfigured to provide better reception areas. Football and men's basketball offices are outfitted with a new video system, including computers, editing software and large-screen monitors. This new system is similar to those being used by the NFL and NBA.

Inside the Harley Room, a new audio/video system was installed to handle the variety of events held in the room. New displays for academic honors, Southern Conference honors and the Hall of Fame are a part of the project. Additional murals and photos compliment the building and give it a fresh look.

In addition, the fitness facilities have been upgraded as well. Nearly \$100,000 worth of new equipment was added to supplement the current selection of treadmills and elliptical machines. The cardio area features six flat panel televisions for viewing while working out. The fitness area is used by the entire student body at Wofford.



Left: The fitness facility is available for all students and has numerous cardio machines in addition to free weights and weight machines. Top: The entrance to the basketball locker room. Above: The basketball locker room.



STRENGTH AND CONDITIONING



THE JOE E. TAYLOR CENTER

Wofford alumnus and South Carolina Secretary of Commerce Joe Taylor donated \$1 million for the renovation of the Curry Building into the Joe E. Taylor Athletic Center. The Taylor Center features a 7,000 square foot weight room and offices for athletic department staff. The building, located next to Gibbs Stadium, was completed in June of 2009.

The weight room facility is equipped with a total of 24 racks with built-in pull-up bars and nearly 25,000 pounds of plates, dumbbells and olympic weights. The 24 racks are divided, with twelve used with platforms and twelve used with benches. Additional equipment includes four pulldown machines, four low row machines, five power runners, six glute/ham machines, two decline ab machines, a leg press and exercise bike. Also included is a large area of Mondo track flooring, which is used with the step-up boxes, plyo boxes and hurdle sets in speed development.

The Taylor Center also provides offices for administration and numerous sports, including men's and women's soccer, baseball, men's and women's golf, volleyball, men's and women's tennis and cross country and track and field. A conference room and several work areas give the coaching staff much needed space.



MISSION STATEMENT

The Wofford College Strength and Conditioning Department embraces the mission of both the college and athletic department. The mission of our program is to foster a positive, safe, challenging, and training environment. Our approach allows coaches, athletic trainers, and athletes to work together towards developing an athlete's full physical and mental potential.

A focal point of our training programs will be to not spend too much time training one specific aspect of development, but to train with balance. We will be hitting all areas, not neglecting another to prevent injury. Our coaches will inspire the athletes to be consistent, disciplined, and to put forth a great effort every day; never allowing their feelings to affect their performance.

THE PHILOSOPHY

The Strength and Conditioning Program consists of a year-round training philosophy designed to improve all aspects of physical and mental development of each athlete. The training cycles consist of different phases, all of which follow sound fundamental training principle and periodization ranging from low to high intensity and high to low volume. These are all encompassing sport specific macrocycles, mesocycles, and microcycles, which will allow each athlete the best opportunity for reaching maximum genetic potential.

GOAL

The goal is to improve the strength, speed, agility, balance, and coordination of the athletes. We will further develop proprioception, kinesthetic awareness, eye-hand and eye-foot coordination. We will be focusing on injury prevention, flexibility, and overall power of the athletes trained under the direction of the strength and conditioning department. This will enable each athlete to have the skills and tools necessary to achieve success.





BENJAMIN JOHNSON ARENA

Wofford College's Benjamin Johnson Arena, one of the most intimidating arenas in the Southern Conference, will be the home of the Terrier men's and women's basketball teams for the 31st consecutive year in 2011-12.

The Terriers have enjoyed great success in the BenJo, as it is affectionately called. Over the first 30 years, Wofford has won 280 games while losing just 114, a winning percentage of nearly 70 percent. In 13 of the first 30 years, Wofford has won at least 10 games, including a perfect 12-0 slate during the 1991-92 season and an 11-1 mark last season. The Terriers have only had one losing record in 30 years.

One of the most enriching features of the Benjamin Johnson Arena is the parquet floor that is the playing surface for the Terrier basketball team. Wofford is one of the few schools in the United States to play all of its home games on a parquet floor, similar to the famed parquet floor used in the old Boston Garden by the Boston Celtics.

Many great players have raced up and down the famed parquet floor of the Benjamin Johnson Arena. In 2005, to celebrate the 25th anniversary of the arena, Wofford selected its 10 greatest players as part of the 25th Anniversary Team.

The arena opened on Jan. 22, 1981 as The Citadel scored a 65-64 win

over Wofford with Richard Johnson on the bench as a Bulldog assistant coach. The Terriers led by eight points with just over eight minutes to play before a late Bulldog rally earned Citadel the win. The Terriers scored the first of many victories in BJA on Jan. 26, 1981 with a 76-72 win over Newberry.

The Terriers' longest winning streak in the BenJo lasted from Feb. 27, 1991 through Jan. 18, 1993. During that stretch, Wofford won 17 consecutive home games including the undefeated 12-0 mark of 1991-92. In 2009, the Davidson game on February 12 saw a crowd of 3,500 fill the building. The sell-out crowd was the second in Benjamin Johnson Arena history and was followed by two more sell-out crowds in the 2009-10 season against South Carolina and College of Charleston, both memorable wins.

Wofford moved into the Benjamin Johnson Arena in 1981 after playing in adjacent Andrews Field House for 50 years. The \$4.5 million arena is part of the Campus Life Building, which was designed to serve as the center of athletic, social and cultural activity on campus.

The arena is named after Benjamin O. Johnson '30 who was a Spartanburg textile executive associated with Spartan Mills. Mr. Johnson was also a trustee of Wofford College as well as a benefactor. He was a champion chess player in his youth and later became one of the nation's best-known bridge players. He served as president of the American Contract Bridge League and captained the American team in international competition.

ATTENDANCE AT BENJAMIN JOHNSON ARENA SINCE 1990

	Games	Total	Avg.
1990-91	15	22570	1505
1991-92	12	17171	1431
1992-93	13	17533	1349
1993-94	14	22023	1573
1994-95	13	17819	1371
1995-96	10	16195	1620
1996-97	13	22726	1748
1997-98	11	19554	1778
1998-99	12	21726	1811
1999-2000	11	20021	1820
2000-01	13	25672	1975
2001-02	14	25679	1834
2002-03	12	25045	2087
2003-04	12	18094	1508
2004-05	13	23650	1819
2005-06	13	15459	1189
2006-07	12	14278	1190
2007-08	14	17526	1252
2008-09	12	16113	1343
2009-10	12	23047	1921
2010-11	12	20608	1717

WOFFORD'S RECORD IN BENJAMIN JOHNSON ARENA

1980-81	5-2	1996-97	7-6
1981-82	10-5	1997-98	8-3
1982-83	8-5	1998-99	6-6
1983-84	8-6	1999-2000	10-1
1984-85	10-2	2000-01	9-4
1985-86	8-4	2001-02	9-5
1986-87	11-3	2002-03	8-4
1987-88	5-5	2003-04	6-6
1988-89	10-3	2004-05	10-3
1989-90	11-3	2005-06	8-5
1990-91	11-4	2006-07	7-5
1991-92	12-0	2007-08	9-5
1992-93	11-2	2008-09	8-4
1993-94	12-2	2009-10	11-1
1994-95	11-2	2010-11	8-4
1995-96	3-7	TOTAL	270-117 (.698)











MIKE YOUNG

HEAD COACH • TENTH SEASON

23RD SEASON OVERALL • EMORY AND HENRY '86

Now in his 23rd season with the Wofford program, Mike Young has led the Terriers to back-to-back twenty-win seasons, Southern Conference Championships and trips to the NCAA Tournament. In 2009-10, the team won a school-record 26 games, went 15-3 in the Southern Conference to claim the SoCon South Division title and won the Tournament Championship for the first time. As a result, the team earned their first-ever bid to the NCAA Division I Tournament. In 2010-11, Wofford shared the SoCon South Division title and won the conference tournament. A second bid to the NCAA Tournament capped the season.

After 13 seasons as an assistant to Richard Johnson, Young is in his tenth year as head coach of the Terriers. When Johnson was promoted to athletic director on December 3, 2001, it was announced that Young would assume Wofford's head coaching duties effective at the conclusion of the 2001-02 campaign.

As head coach, Young has posted a 137-139 overall record and has coached eleven all-conference selections. More impressive is the fact that every player who has exhausted their eligibility has graduated from Wofford.

The Terriers opened the 2010-11 campaign with a challenging slate of non-conference opponents and were 5-8 at the end of December. Once into conference play, the team quickly won five-of-six games to get over .500. To end the regular season, Wofford won five straight games to earn a share of the Southern Conference South Division title with the College of Charleston.

In the SoCon Tournament, the Terriers defeated Appalachian State and Western Carolina for a second-straight appearance in the finals. In the title game, Wofford faced the College of Charleston, who had won both regular season meetings over the Terriers. The third time was all Wofford in a 77-67 win to cut down the nets in Chattanooga. Noah Dahlman earned Most Outstanding Player honors for the second straight season.

Wofford, seeded 14, faced three-seed BYU in the second round of the NCAA Tournament in Denver. The Terriers kept the game close, but were unable to stop NCAA Player of the Year Jimmer Fredette. Following the season, Noah Dahlman, Tim Johnson and Cameron

Rundles earned All-Conference honors.

In 2009-10, the Terriers began the season 4-6, but then proceeded to finish by winning 22 of 24, including a 13-game winning streak which matched the longest in school history. Also included were wins over SEC-foes South Carolina and Georgia. After securing the South Division Championship with a 15-3 conference mark, Wofford entered the SoCon Tournament as the top seed for the first time. After defeating UNC Greensboro and Western Carolina, the team earned a spot in the finals. In a game dominated by the Terrier defense, Wofford won 56-51 over Appalachian State to take the first Southern Conference Championship and the league's bid to the NCAA Tournament.

In the Jacksonville Regional, Wofford was a 13 seed and faced four-seed Wisconsin. The Terriers were down eight points at the half but used a 12-4 run to tie the game and kept it a one possession game until the final seconds in a 53-49 loss.

After the season, Young was named the SoCon Coach of the Year by the coaches and media. He also was named Hugh Durham Mid-Major Coach of the Year by collegeinsider.com. In addition, Noah Dahlman was named SoCon Player of the Year and honorable mention All-American. Dahlman, Tim Johnson and Jamar Diggs earned All-Conference honors.

Young led his team to a 16-14 record in the 2008-

09 season, which included a 12-8 mark in the Southern Conference. It was the first winning record for the Wofford program since moving to NCAA Division I. The conference record included the most wins in school history (12) and also was the first time the Terriers had finished over .500 in Southern Conference play.

The season included key wins on the road at Chattanooga and The Citadel and also a season-sweep of Furman for the first time since 1999. The Terriers took SEC-foe Georgia to overtime before falling by one point.

On the court, Noah Dahlman earned All-Southern Conference first team honors, while Junior Salters also was honored with All-SoCon third team recognition. Brad Loesing was named to the All-Freshman team. Dahlman was third in the conference in scoring (17.8 ppg), while Tim Johnson was second in the SoCon with 8.7 rpg.

In his first season as head coach, Young led the Terriers to their best record in eight seasons on the Division I level and a third-place finish in the Southern Conference

MIKE YOUNG TIMELINE

Year	School
1986-1988	Assistant Coach, Emory and Henry
1988-1989	Assistant Coach, Radford
1989-2002	Assistant Coach, Wofford College
2002-Present	Head Coach, Wofford College



South Division after Wofford was predicted to finish sixth. The Terriers also faced a non-conference schedule that was ranked as the most difficult in the nation by the RPI and Sagarin Ratings.

Included in the 2002-03 highlights were a 79-77 win at Virginia Tech, the first-ever season sweep of Chattanooga and a 98-82 rout of Davidson. The 2003-04 victory ledger was highlighted by wins over the College of Charleston and Davidson. During the '04-05 campaign, Young's troops pulled a stunning 85-78 upset at Auburn en route to a 7-2 start to the season.

The 2006-07 season was highlighted by a four-game winning streak that included 91-90 win at Cincinnati. The Terriers again upset a major program with a 69-66 victory at Purdue during the 2007-08 season. Wofford also had a .500 record on the season for only the second time since moving to the NCAA Division I ranks. In the Southern Conference Tournament, the Terriers advanced to the quarterfinals for the first time since the 2003-04 season.

Young has recruited and coached eleven All-SoCon selections (Tyler Berg, Ian Chadwick, Mike Lenzly, Lee Nixon, Howard Wilkerson, Drew Gibson, Noah Dahlman,

Junior Salters, Tim Johnson, Cameron Rundles, and Jamar Diggs) for the Terriers in addition to a SoCon Freshman of the Year (Chadwick, 1997-98) and four members of the All-SoCon Freshman Team (Chadwick, Justin Stephens, Berg and Brad Loesing).

During Young's tenure on the coaching staff, the Terriers have moved from NCAA Division II to Division I Independent in 1995-96 and to the Southern Conference in 1997-98. He was promoted to associate head coach in August 1998.

Young has been on the Wofford bench for 628 contests over the past 23 seasons. His 300th game with the Terriers was a 65-64 quarterfinal-round victory over Davidson at the 2000 SoCon Tournament. Young also helped guide the Terriers to a berth in the semifinals of the 2000 SoCon Tournament. The semifinal matchup with the College of Charleston drew over 10,000 fans to Greenville's Bi-Lo Center, the largest single session crowd to ever watch a SoCon Tournament game.

A native of Radford, Va., Young came to Wofford after serving as a graduate assistant for one year under Oliver Purnell at Radford University. A 1986 graduate of Emory & Henry College, he was a four-year letterman in basketball for coach Bob Johnson and the team captain his junior and senior seasons. He credits Johnson for having a major influence on his playing and coaching careers.

Upon his graduation, Young became a full-time assistant coach for two years at Emory & Henry before moving on to Radford. Another mentor in his coaching philosophies is Fletcher Arritt, longtime coach of Fork Union (Va.) Military Academy. Young played one season for him before attending Emory and Henry.

Young and his wife, Margaret, were married on Aug. 13, 1994 in her hometown of Camden, S.C. She is a 1992 Wofford graduate and a partner with PricewaterhouseCoopers LLP. The couple has a daughter, Cooper, 12, and a son, Davis, 9.

MIKE YOUNG VS. THE OPPOSITION

Air Force	1-1
Alabama	0-1
Appalachian State	7-7
Arkansas	0-1
Auburn	1-2
Ball State	1-0
Bethune-Cookman	1-0
Bluefield	1-0
Bradley	0-1
Brigham Young (BYU)	0-1
Charleston Southern	2-0
Charlotte	0-1
Chattanooga	7-7
Cincinnati	1-0
The Citadel	14-4
Clemson	0-6
College of Charleston	5-14
Cornell	0-1
Davidson	6-12
Dayton	0-2
East Carolina	0-2
East Tennessee State	1-3
Elon	6-7
Emmanuel	2-0
Ersine	2-0
Fairleigh Dickinson	1-0
Florida A&M	0-1
Furman	9-9
Georgetown	0-1
George Mason	1-0
Georgia	1-2
Georgia Southern	9-10
High Point	1-0
Illinois	0-1
Jacksonville State	2-0
James Madison	0-1
Kent State	0-1
King	2-0
Lees-McRae	2-0
Lynchburg	1-0
Miami (Fla.)	0-2
Michigan	0-1
Michigan State	0-1
Milligan	1-0
Minnesota	0-2
Navy	1-1
N.C. State	0-2
Notre Dame	0-1
Pittsburgh	0-1
Purdue	1-1
Samford	5-0
Santa Clara	1-0
Seattle	1-0
South Carolina	1-5
South Carolina-Upstate	1-0
Southern University	1-0
Tennessee	0-2
Texas	0-1
Texas Pan-American	1-0
Texas Southern	1-0
Toccoa Falls	5-0
UNC Asheville	2-0
UNC Greensboro	11-4
Union	3-0
Vanderbilt	0-1
Virginia	0-1
Virginia Commonwealth	0-1
Virginia Intermont	1-0
Virginia-Wise	2-0
VMI	1-0
Virginia Tech	1-0
West Virginia	0-2
West Virginia Wesleyan	2-0
Western Carolina	7-8
Wisconsin	0-2
Xavier	0-1

MIKE YOUNG YEAR-BY-YEAR

Year	Overall	SoCon
2002-03	14-15	8-8
2003-04	9-20	4-12
2004-05	14-14	7-9
2005-06	11-18	6-9
2006-07	10-20	5-13
2007-08	16-16	8-12
2008-09	16-14	12-8
2009-10	26-9	15-3
2010-11	21-13	14-4
Totals	137-139	79-78



Davis, Margaret, Mike, and Cooper Young



PAUL HARRISON

**ASSOCIATE HEAD COACH • FIFTH SEASON
WASHINGTON AND LEE '93**

Paul Harrison, a former assistant coach at the College of Charleston, Long Island University and Southeastern Louisiana University, is in his fifth season with the Terrier coaching staff. He was named associate head coach this fall. With the Terriers, Harrison assists with on-court coaching, opponent scouting, and recruiting.

Last season the Terriers repeated as Southern Conference Champions and advanced to the NCAA Tournament. The team posted back-to-back 20 win seasons for the first time in over 40 years. Harrison coached Noah Dahlman and Tim Johnson to All-SoCon honors.

In 2009-10, Harrison was instrumental in the development of the Terriers into Southern Conference Champions with a 26-9 overall record. The field goal and three-point field goal percentage defenses were first in the conference and the scoring defense was third in the SoCon. He primarily works with the post players in practice and both Noah Dahlman and Tim Johnson earned spots on the All-Conference team.

In 2008-09, Harrison helped guide the Terriers to twelve wins in Southern Conference play and the first winning overall record since Wofford moved to NCAA Division I.

In his first season on the staff, he helped lead the team to a 16-16 overall record, only the second .500 season in the school's Division I history. In addition, the team reached the quarterfinals of the Southern Conference Tournament for the first time in four seasons.

Harrison was named to the coaching staff on July 18, 2007 by Mike Young. Previously Harrison was an assistant coach at the College of Charleston from 1996 to 1998 as a graduate assistant coach. During those two seasons, the team was 53-9 overall. The Cougars won the TransAmerica conference twice and played in two NCAA Championships, advancing to the second round in 1997.

He moved to Northeast Conference member Long Island University for the 1998-99 season and then returned to College of Charleston for two seasons from 1999-2001. During his final two years in Charleston, the Cougars went 46-13 and won a pair of Southern Conference South Division titles.

Harrison then enrolled in the Tulane University

Law School and earned his Juris Doctor in 2004. While in New Orleans, he stayed involved in basketball, helping the New Orleans Hornets in their film room.

After law school, Harrison was an assistant coach at Southland Conference member Southeastern Louisiana University in 2005-06.

During the 2006-07 season, while practicing law in New Orleans, La., Harrison assisted at Metairie Country Day and helped the club to the 2007 Louisiana 1A state championship game.

"I have been very impressed with Paul's basketball experience," said Young. "He knows the Southern Conference and has worked with a terrific coach in Coach (John) Kresse at the College of Charleston."

A native of Larchmont, New York, he graduated

from Washington and Lee in 1993 with a degree in history. He and his wife, Heather, have two children, Grace and Henry. They reside in Spartanburg.

PAUL HARRISON TIMELINE

Year	School
1996-1998	Graduate Assistant, College of Charleston
1998-99	Assistant Coach, Long Island University
1999-2001	Assistant Coach, College of Charleston
2005-2006	Assistant Coach, Southeastern Louisiana
2007-Present	Assistant Coach, Wofford College





GUS HAUSER

ASSISTANT COACH • FIRST SEASON
FURMAN '00

Gus Hauser is in his first season at Wofford, having joined the coaching staff in September. Hauser recently finished his second season as an assistant coach of the Coastal Carolina University men's basketball program.

In addition to Coastal Carolina, Hauser spent time on the bench at Louisiana Monroe, New Mexico State, and Louisville. He is making a return to the Southern Conference, having been a student-athlete at Furman University.

Hauser helped the Chanticleers to the Big South regular season championship and an appearance in the Big South Tournament championship game in 2009-10. The Chants finished the season with a record of 28-7 and a 15-3 mark inside the league to set new schools records for both overall victories and conference wins in a season. Coastal capped its season with a berth in the NIT to reach the postseason for the first time since 1993.

Coastal Carolina continued to enjoy success with Hauser on the sidelines in 2010-11, as Hauser helped Coastal Carolina to its second straight trip to the NIT after earning an automatic bid by winning the Big South regular season title with a school-record 16-2 mark inside the conference. The Chanticleers opened league play with 15 straight victories and went on to set an all-time Big South record for conference wins in a season.

It was the second straight season that Coastal Carolina has captured the Big South regular season title and the first time since the 1990 and 1991 seasons that the Chanticleers have won consecutive league titles.

Prior to arriving in Conway, Hauser spent seven seasons in the coaching profession under some of the biggest names and programs in college basketball. Most recently, he spent two seasons as an assistant coach at the University of Louisiana at Monroe, where he was responsible for team defense, scouting, scheduling, recruiting, operational aspects and other duties as assigned. Hauser helped the Warhawks to their first in-season tournament championship in 15 years and an upset of Iowa in 2007-08.

Hauser had a successful two-year run at New Mexico State, coaching on Reggie Theus' staff. In his two years in Las Cruces, Hauser helped the Aggies to a Western Athletic Conference Championship, NCAA Tournament

berth and more than 40 wins. NMSU posted a 25-9 record in Hauser's final season with the team, claimed the Western Athletic Conference Tournament Championship and faced Texas in the opening round of the NCAA Tournament. He also helped New Mexico State to a 16-14 record in his first year.

Hauser spent two seasons working for head coach Rick Pitino as a graduate assistant at Louisville prior to his time at New Mexico State. While there, he helped the Cardinals advance to back-to-back NCAA Tournaments. His assistance in recruiting and opponent scouting helped the Cardinals claim the 2005 Conference USA regular season and tournament championships. Louisville's 2005 appearance in the Final Four marked its return to the National Semifinals for the first time since 1986, a span covering almost 20 years.

Before joining Pitino at Louisville, Hauser spent one season as a volunteer assistant coach at Transylvania University.

Hauser was a point guard at Furman, lettering three-

years and being named to the All-Southern Conference Academic Team and the Furman University Dean's List. An award winner in the classroom, Hauser earned his Bachelor of Arts degree in religious philosophy in 2000. Hauser also earned letters in football at Furman.

Hauser and his wife, Amy, are the parents of a daughter, Presley Elizabeth, who was born in July 2011. His father, Patrick Hauser, was a wide receiver at East Tennessee State before being drafted by the Miami Dolphins of the NFL in 1970.

GUS HAUSER TIMELINE

Year	School
1996-2000	Player, Furman University
2002-03	Assistant Coach, Transylvania
2003-05	Graduate Assistant, Louisville
2005-07	Assistant Coach, New Mexico State
2007-09	Assistant Coach, Louisiana Monroe
2009-11	Assistant Coach, Coastal Carolina
2011-Present	Assistant Coach, Wofford College





SHANE NICHOLS

**ASSISTANT COACH • SECOND SEASON
WOFFORD '08**

percentage at 40.9%.

As a senior, Nichols started 18 games and led the team with a 13.5 points per game average and was second with 324 total points. During his junior season he started all 29 games and led the team in scoring with 452 points (15.6 ppg) and led the team in three pointers (85). During his sophomore season and first at Wofford, he set the school record with 93 three-point field goals. As a freshman at St. Peter's he was the Metro Atlantic Athletic Conference Rookie of the Year and averaged 10.6 points per game.

After graduating from Wofford, he played one season of professional basketball in Israel. Prior to joining the Wofford staff, he served as an assistant coach at Radford High School.

A native of Radford, Virginia, Nichols scored over 1,800 points at Radford High School, earning All-State honors as a junior and senior. His younger brother, Darris, played four years at West Virginia and is a graduate assistant for the Mountaineers.



Shane Nichols joined the Terrier coaching staff in June of 2010. He works extensively with film exchange, scouting, and recruiting.

In his first season on the bench at Wofford, the team posted a 21-13 overall record and won the Southern Conference Tournament title. The Terriers faced BYU in the second round of the NCAA Tournament in Denver.

A 2008 graduate of Wofford with a degree in sociology, Nichols played three seasons for the Terriers after transferring from St. Peter's. He scored 1,176 points in his career and holds the school record for three pointers made in a season with 93. He is fourth in career three pointers made and attempted, along with third in three-point

SHANE NICHOLS TIMELINE

Year	School
2005-08	Player, Wofford College
2008-09	Professional Player, Israel
2010-Present	Assistant Coach, Wofford College



MATT MORRIS

**BASKETBALL OPERATIONS • FIRST SEASON
CLEMSON '08**

He scored a career-high eleven points against Western Carolina in 2006. Against Boston College in 2007 he scored eight points in nine minutes on the floor. He lettered all four seasons for the Tigers.

After graduation from Clemson, he played the 2008-09 season with an exhibition team in France, averaging 32.1 points and 7.1 rebounds in 34 games. He also played professionally in Bree, Belgium. He remained in Europe and in 2009-10 was head coach at the 22ft Academy in France. The team was composed of 17-22 year olds looking to to college in the United States or play professionally.

Morris was a five-year letterman in basketball at

Andrews High School. He is the school record holder for three-pointers (143) and free throw percentage (79.9). He was a three-time 7A All-Region selection and earned AA All-State honors as a senior. He also played in the South Carolina North-South All-Star game.

A native of Georgetown, South Carolina, he graduated from Clemson in 2008 with a degree in sports marketing. He and his wife, Kaitlyn, reside in Spartanburg.



Matt Morris is in his first season on the Wofford staff as Director of Basketball Operations. In this role, he is responsible for travel planning, video operations, and other duties.

As a senior at Clemson, he earned a scholarship after the previous three seasons as a walk-on. He played in 54 career games with one start and scored a total of 69 points. He was named to the ACC All-Academic Team in the 2006-07 season as he played in 21 games and scored 38 points. The 38 points were a single-season high for a walk-on at Clemson. Morris also earned a spot on the ACC Academic Honor Roll in each of his four seasons.

MATT MORRIS TIMELINE

Year	School
2004-08	Player, Clemson
2008-09	Professional Player, France
2009-11	Coach, 22ft Academy, France
2011-Present	Basketball Operations, Wofford

2011-12 WOFFORD BASKETBALL ROSTERS

NUMERICAL ROSTER

#	Name	Pos	Ht	Wt	Yr	Hometown/Last School
0	Lucas Brown	G	6-5	210	Fr.	Roseville, Minn. / Roseville Area
2	Karl Cochran	G	6-1	170	Fr.	Marietta, Ga. / Walton
3	John Swinton	G	6-2	185	Fr.	Mount Pleasant, S.C. / Wando
5	Jarell Byrd	F	6-6	195	Fr.	Lynn, Mass. / St. Thomas More
10	Kevin Giltner	F	6-6	200	Sr.	Kingston Springs, Tenn. / Harpeth
11	Indiana Faithfull	G	6-4	200	Fr.	Sydney, Australia / St. Thomas More
13	Taylor Wagener	G	6-3	185	Jr.	Charlotte, N.C. / Charlotte Christian
14	Aerris Smith	F	6-7	245	So.	Charlotte, N.C. / Butler
15	Matt Steelman	G	6-2	180	Sr.	Central, S.C. / Daniel
21	Drew Crowell	F	6-9	230	Sr.	Charleston, S.C. / West Ashley
25	Joseph Tecklenburg	F	6-4	215	Sr.	Charleston, S.C. / Bishop England
33	Kevin Hickson	F	6-8	215	Fr.	Matthews, N.C. / Providence Day
34	Lee Skinner	F	6-6	215	Fr.	Lombard, Ill. / Fork Union
35	Brad Loesing	G	6-0	190	Sr.	Cincinnati, Ohio / St. Xavier
53	Domas Rinksalis	F	6-9	220	So.	Siauliai, Lithuania / Greensboro Day

ALPHABETICAL ROSTER

#	Name	Pos	Ht	Wt	Yr	Hometown/Last School
0	Lucas Brown	G	6-5	210	Fr.	Roseville, Minn. / Roseville Area
5	Jarell Byrd	F	6-6	195	Fr.	Lynn, Mass. / St. Thomas More
2	Karl Cochran	G	6-1	170	Fr.	Marietta, Ga. / Walton
21	Drew Crowell	F	6-9	230	Jr.	Charleston, S.C. / West Ashley
11	Indiana Faithfull	G	6-4	200	Fr.	Sydney, Australia / St. Thomas More
10	Kevin Giltner	F	6-6	200	Jr.	Kingston Springs, Tenn. / Harpeth
33	Kevin Hickson	F	6-8	215	Fr.	Matthews, N.C. / Providence Day
35	Brad Loesing	G	6-0	190	Jr.	Cincinnati, Ohio / St. Xavier
53	Domas Rinksalis	F	6-9	220	So.	Siauliai, Lithuania / Greensboro Day
34	Lee Skinner	F	6-6	215	Fr.	Lombard, Ill. / Fork Union
14	Aerris Smith	F	6-7	245	Fr.	Charlotte, N.C. / Butler
15	Matt Steelman	G	6-2	180	Jr.	Central, S.C. / Daniel
3	John Swinton	G	6-2	185	Fr.	Mount Pleasant, S.C. / Wando
25	Joseph Tecklenburg	F	6-4	215	Jr.	Charleston, S.C. / Bishop England
13	Taylor Wagener	G	6-3	185	So.	Charlotte, N.C. / Charlotte Christian

PRONUNCIATION GUIDE

Crowell	CROLL
Giltner	GILT-ner
Loesing	LOWE-sing
Rinksalis	RINK-sall-ess
Aerris Smith	AIR-ess
Wagener	WAG-inn-er

COACHING STAFF

Head Coach: Mike Young (Emory & Henry '86)
Associate Head Coach: Paul Harrison (Washington and Lee '93)
Assistant Coach: Gus Hauser (Furman '00)
Assistant Coach: Shane Nichols (Wofford '08)
Basketball Operations: Matt Morris (Clemson '08)



DREW CROWELL • 21

6-9 • 230 • SENIOR • FORWARD
 CHARLESTON, SOUTH CAROLINA
 WEST ASHLEY HIGH SCHOOL



CROWELL OFF THE COURT

- Favorite TV Show Tosh.0
- Favorite Movie *Catch Me If You Can*
- Favorite Food Pasta Alfredo
- Favorite Candy Mounds
- Most Played Song on your iPod Any song
..... by 2Chainz
- Favorite Book *To Kill a Mockingbird*
- Favorite Pro Team Arizona Cardinals
- Dream Job Coach
- Dream Vacation Trip to Europe
- Favorite Athletes Dirk Nowitzki
..... and Larry Fitzgerald

CROWELL CAREER BESTS

- Points 8, at Applachian State (1/27/11)
- FGs 4, at Applachian State (1/27/11)
- FG Pct 1.000 vs. UNC Asheville (11/25/08)
..... vs. Chattanooga (1/20/11)
..... at Chattanooga (2/23/11)
- 3-Pt FGs 0
- FTs 3, vs. Lees-McRae (11/13/07)
..... at Air Force (11/23/08)
- Rebounds 7, vs. UNC Asheville (11/25/08)
- Assists 3, vs. West Virginia Wesleyan (1/5/08)
- Steals 1, at Furman (2/18/08)
..... vs. Furman (2/2/08)
..... vs. Appalachian State (12/6/08)
..... vs. Union (12/17/08)
- Blocks 2, at Western Carolina (2/28/08)
- Minutes 25, at Purdue (12/19/07)

2010-11: Played in 28 games and scored 40 points with 26 rebounds ... Shot .714 from the floor ... Scored six points against USC Upstate (11/18) in the Charleston Classic ... Added four points against Chattanooga (1/20) ... Scored a career-high eight points at Appalachian State (1/27) on 4-of-6 shooting ... Also had four points at Chattanooga (2/23) ... At Furman (2/26) had three rebounds ... Named to the Southern Conference Academic Honor Roll.

2009-10: Sat out the season as a redshirt ... Named to the Southern Conference Academic Honor Roll.

2008-09: Played in 28 games with 14 starts ... Scored 65 points on the season and had 43 rebounds ... Was .622 from the floor on field goals ... Had an eleven-game scoring streak during the season ... Started the season opener at Dayton (11/16) and had three rebounds ... Had four rebounds against Texas-Pan American (11/22) ... Tied a career-high with seven points at Air Force (11/23) and added five rebounds in the game ... Led the team and set a career-high with seven rebounds against UNC-Asheville (11/23) ... Also was 3-of-3 from the floor for six points against the Bulldogs ... Had four points against Union (12/17) ... Scored six points at Georgia (12/20) on 2-of-2 from the floor and two free throws ... At South Carolina (1/5) had six points on three-of-three shooting and three rebounds ... Had four rebounds each at Samford (1/10) and at Davidson (1/24) ... Also had six points against the Wildcats ... Had four points against Chattanooga (2/5).

2007-08: Saw action in 28 games with one start ... Had 25 points and 34 rebounds on the season ... Against Lees-McRae (11/13) scored five points, includ-

ing three free throws ... Pulled down three rebounds against Virginia-Wise (11/24) ... Against Toccoa Falls (11/26) scored seven points, had a career-high five rebounds and blocked a shot ... Had three rebounds at Wisconsin (12/3) ... At Purdue (12/19) played a career-high 25 minutes and scored a career-best seven points with one block and two rebounds in the victory ... Had three points and three rebounds against Texas Southern (12/22) ... Started first game of his career in the Las Vegas Classic against Bethune-Cookman (12/23) and had one rebound ... Against College of Charleston (1/28) had four rebounds ... At Chattanooga (2/23) had a block and three rebounds in just seven minutes of action ... At Western Carolina (2/28) had two blocks to lead the team ... In the Southern Conference Tournament, saw time against Western Carolina (3/7) and played four minutes against Davidson (3/8) and pulled down a rebound.

HIGH SCHOOL: A 2007 graduate of West Ashley High School ... As a senior, led the team to a 16-10 overall record and a conference championship ... Averaged 14 points per game and 12 rebounds a game ... Selected All-State as a senior, along with All-Low Country first-team and all-conference honors ... Named to the North-South All-Star game ... A Wendy's High School Heisman nominee ... Was the West Ashley High School Male Athlete of the Year ... During his junior season, he averaged 12.6 points per game 11.2 rebounds per game for coach Ronnie Dupre ... The Wildcats finished second in the conference and he earned All-State honorable mention honors ... Had twelve double-doubles during the season ... During his sophomore season, the team went 28-5 and won the conference championship ... Member of the Beta Club and the National Honor Society ... Graduated 18th in his class.

PERSONAL: Born December 16, 1988 ... Full name Drew Thomas Crowell ... Majoring in economics and finance ... Son of Sue Howell-Fafchamps and the late Chris Crowell ... Father tried out for the NBA.

CROWELL'S CAREER STATISTICS

Year	GP	GS	Min	Avg	FG	FGA	Pct	3-Point			FT	FTA	Pct	Rebounds				PF	FO	Ast	TO	Blk	Stl	Pts	Avg
								FG	FGA	Pct				Off	Def	Tot	Avg								
2007-08	28	1	217	7.8	9	29	.310	0	0	.000	7	14	.500	13	21	34	1.2	20	0	7	10	5	2	25	0.9
2008-09	28	14	302	10.8	28	45	.622	0	0	.000	9	14	.643	12	31	43	1.5	15	0	3	9	4	2	65	2.3
2010-11	28	0	181	6.5	20	28	.714	0	0	.000	0	0	.000	10	16	26	0.9	14	0	4	3	4	0	40	1.4
TOTAL	84	15	700	8.3	57	102	.559	0	0	.000	16	28	.571	35	68	103	1.2	49	0	14	22	13	4	130	1.5

CROWELL 2007-08 GAME-BY-GAME

Opponent	Date	GS	Min	FG	3FG	FT	RB	PF	A	TO	Bk	Stl	Pts
at Arkansas	11/09/07	2	0-1	0-0	0-0	0	0	0	0	0	0	0	0
LEES-MCRAE	11/13/07	10	1-1	0-0	3-4	1	1	1	0	0	0	0	5
UVA-WISE	11/24/07	6	0-0	0-0	0-0	3	0	0	0	0	0	0	0
TOCCOA FALLS	11/26/07	15	3-4	0-0	1-2	5	2	0	2	1	0	7	7
at Wisconsin	12/03/07	10	0-1	0-0	0-0	3	1	1	0	0	0	0	0
UNC GREENSBORO	12/08/07	6	0-0	0-0	0-0	0	0	0	1	0	0	0	0
at Elon	12/15/07	4	0-1	0-0	0-0	0	0	0	0	0	0	0	0
at University of Alabama	12/17/07	5	0-0	0-0	0-0	0	1	0	0	0	0	0	0
at Purdue	12/19/07	25	3-6	0-0	1-2	2	2	0	0	1	0	7	7
vs Texas Southern	12/22/07	16	1-2	0-0	1-2	3	1	1	2	0	0	3	3
vs Bethune-Cookman	12/23/07	* 11	0-0	0-0	0-0	1	1	0	1	0	0	0	0
CHATTANOOGA	01/03/08	2	0-0	0-0	0-2	0	1	0	0	0	0	0	0
W.VA. WESLEYAN	01/05/08	13	0-1	0-0	1-2	2	1	3	0	0	0	1	1
DAVIDSON COLLEGE	01/12/08	12	0-3	0-0	0-0	1	0	0	0	0	0	0	0
at Coll of Charleston	01/17/08	1	1-1	0-0	0-0	1	1	0	0	0	0	2	2
at The Citadel	01/19/08	1	0-0	0-0	0-0	0	1	0	0	0	0	0	0
at Georgia Southern	01/24/08	4	0-0	0-0	0-0	0	0	0	0	0	0	0	0
WESTERN CAROLINA	01/26/08	4	0-0	0-0	0-0	1	0	0	1	0	0	0	0
COLL OF CHARLESTON	01/28/08	13	0-2	0-0	0-0	4	0	0	0	0	0	0	0
at Davidson	01/30/08	2	0-0	0-0	0-0	0	0	0	0	0	0	0	0
FURMAN	02/02/08	10	0-3	0-0	0-0	2	1	0	2	0	1	0	0
at Appalachian State	02/11/08	6	0-2	0-0	0-0	1	0	0	0	0	0	0	0
at Furman	02/18/08	10	0-0	0-0	0-0	0	2	1	0	0	1	0	0
at Chattanooga	02/23/08	7	0-0	0-0	0-0	3	2	0	1	1	0	0	0
at Western Carolina	02/28/08	8	0-0	0-0	0-0	0	1	0	0	2	0	0	0
CITADEL	03/01/08	7	0-0	0-0	0-0	0	0	0	0	0	0	0	0
vs. Western Carolina	03/07/08	3	0-0	0-0	0-0	0	0	0	0	0	0	0	0
vs. Davidson	03/08/08	4	0-1	0-0	0-0	1	1	0	0	0	0	0	0
Totals		1	217	9-29	0-0	7-14	34	20	7	10	5	2	25

CROWELL 2008-09 GAME-BY-GAME

Opponent	Date	GS	Min	FG	3FG	FT	RB	PF	A	TO	Bk	Stl	Pts
at Dayton	11/16/08	* 14	0-0	0-0	0-0	3	1	0	0	0	0	0	0
at Clemson	11/19/08	* 13	0-2	0-0	0-0	1	1	0	0	0	0	0	0
vs Texas-Pan American	11/22/08	* 11	1-1	0-0	0-0	4	1	0	2	1	0	0	2
at Air Force	11/23/08	* 12	2-3	0-0	3-3	5	2	0	0	0	0	7	7
UNC ASHEVILLE	11/25/08	* 21	3-3	0-0	0-0	7	0	0	0	1	0	6	6
APPALACHIAN STATE	12/06/08	* 11	0-0	0-0	0-0	0	0	0	2	0	1	0	0
UNION COLLEGE (KY.)	12/17/08	17	2-4	0-0	0-0	3	0	0	0	0	1	4	4
at Georgia	12/20/08	10	2-2	0-0	2-5	2	1	0	0	0	0	6	6
at Navy	01/02/09	* 11	1-1	0-0	0-0	1	0	0	0	0	0	2	2
at South Carolina	01/05/09	* 13	3-3	0-0	0-0	3	2	0	0	0	0	6	6
at Chattanooga	01/08/09	* 14	2-3	0-0	1-1	3	0	0	1	1	0	5	5
at Samford	01/10/09	* 20	1-2	0-0	1-2	4	0	0	1	1	0	3	3
COLLEGE OF CHARLESTON	01/15/09	* 12	1-2	0-0	0-0	0	0	0	1	0	0	2	2
THE CITADEL	01/17/09	* 14	1-1	0-0	0-0	0	0	0	1	0	0	2	2
at Georgia Southern	01/22/09	8	1-1	0-0	0-1	1	0	0	1	0	0	2	2
at Davidson	01/24/09	17	2-3	0-0	2-2	4	1	0	0	0	0	6	6
ELON	01/26/09	* 13	1-3	0-0	0-0	0	0	0	0	0	0	2	2
at Appalachian State	01/29/09	* 7	0-1	0-0	0-0	0	0	0	0	0	0	0	0
at Western Carolina	01/31/09	3	0-0	0-0	0-0	0	0	0	0	0	0	0	0
CHATTANOOGA	02/05/09	21	2-4	0-0	0-0	1	3	1	2	0	0	4	4
SAMFORD	02/07/09	7	0-0	0-0	0-0	0	0	0	0	0	0	0	0
at UNGC	02/09/09	6	1-3	0-0	0-0	0	0	0	0	0	0	2	2
DAVIDSON	02/12/09	5	0-1	0-0	0-0	0	0	0	0	0	0	0	0
GEORGIA SOUTHERN	02/14/09	6	1-1	0-0	0-0	1	0	0	0	0	0	2	2
at Furman	02/21/09	4	1-1	0-0	0-0	0	1	0	0	0	0	2	2
WESTERN CAROLINA	02/23/09	7	0-0	0-0	0-0	0	2	0	0	0	0	0	0
at College of Charlesto	02/26/09	3	0-0	0-0	0-0	0	0	0	0	0	0	0	0
FURMAN	03/02/09	2	0-0	0-0	0-0	0	0	0	0	0	0	0	0
Totals		14	302	28-45	0-0	9-14	43	15	3	9	4	2	65

CROWELL 2010-11 GAME-BY-GAME

Opponent	Date	GS	Min	FG	3FG	FT	RB	PF	A	TO	Bk	Stl	Pts
at Clemson	11/15/10	6	0-0	0-0	0-0	1	0	0	0	0	0	0	0
vs USC Upstate	11/18/10	16	3-4	0-0	0-0	0	2	0	0	1	0	6	6
vs George Mason	11/21/10	5	0-0	0-0	0-0	0	1	0	0	0	0	0	0
AIR FORCE	11/24/10	3	1-2	0-0	0-0	0	0	0	0	0	0	2	2
at Xavier	11/27/10	6	1-1	0-0	0-0	2	2	0	0	0	0	2	2
UNC GREENSBORO	12/02/10	5	1-1	0-0	0-0	0	0	0	0	1	0	2	2
at Elon	12/04/10	9	1-3	0-0	0-0	1	1	0	0	0	0	2	2
HIGH POINT	12/18/10	8	1-1	0-0	0-0	0	0	1	1	0	0	2	2
at VCU	12/29/10	2	0-0	0-0	0-0	0	0	0	0	0	0	0	0
vs Cornell	12/30/10	2	0-0	0-0	0-0	0	0	0	0	0	0	0	0
THE CITADEL	01/06/11	7	0-0	0-0	0-0	1	0	0	1	0	0	0	0
at Georgia Southern	01/12/11	2	0-0	0-0	0-0	0	0	0	0	0	0	0	0
at Davidson	01/15/11	2	0-0	0-0	0-0	0	1	0	0	0	0	0	0
CHATTANOOGA	01/20/11	13	2-2	0-0	0-0	0	0	0	0	0	0	4	4
SAMFORD	01/22/11	13	1-2	0-0	0-0	6	0	1	0	0	0	2	2
at Appalachian State	01/27/11	14	4-6	0-0	0-0	5	1	1	0	0	0	8	8
WESTERN CAROLINA	01/29/11	5	0-0	0-0	0-0	1	1	0	0	0	0	0	0
at Coll. of Charleston	02/03/11	3	0-0	0-0	0-0	0	0	0	0	0	0	0	0
at The Citadel	02/05/11	4	0-0	0-0	0-0	1	2	0	0	0	0	0	0
GEORGIA SOUTHERN	02/12/11	3	1-1	0-0	0-0	0	0	0	0	0	0	2	2
at Samford	02/16/11	14	1-1	0-0	0-0	0	0	0	0	0	0	2	2
BALL STATE	02/19/11	3	0-0	0-0	0-0	0	0	0	0	1	0	0	0
at Chattanooga	02/23/11	12	2-2	0-0	0-0	4	0	0	0	0	0	4	4
at Furman	02/26/11	11	0-0	0-0	0-0	2	3	0	0	0	0	0	0
vs Appalachian State	03/05/11	5	0-0	0-0	0-0	1	0	1	0	0	0	0	0
vs Western Carolina	03/06/11	6	1-2	0-0	0-0	1	0	0	1	1	0	2	2
vs Coll. of Charleston	03/07/11	1	0-0	0-0	0-0	0	0	0	0	0	0	0	0
vs BYU	03/17/11	1	0-0	0-0	0-0	0	0	0	0	0	0	0	0
Totals		0	181	20-28	0-0	0-0	26	14	4	3	4	0	40





KEVIN GILTNER • 10

6-6 • 200 • SENIOR • GUARD
KINGSTON SPRINGS, TENNESSEE
HARPETH HIGH SCHOOL



GILTNER OFF THE COURT

Favorite TV Show..... Fantasy Factory
Favorite Movie..... *He Got Game*
Favorite Food..... Fried Okra
Favorite Candy..... Reece's
Most Played Song on your iPod "Soundtrack
.....to My Life" by Kid Cudi
Favorite Book *The Bible*
Favorite Pro Team Oklahoma City Thunder
Dream Job Head Coach at Vanderbilt
Dream Vacation St. Regis Bora Bora
Favorite Athlete Kevin Durant

GILTNER CAREER BESTS

Points 18, vs. UNC Greensboro (12/2/10)
FGs 6, vs. UNC Greensboro (12/2/10)
..... vs. High Point (12/18/10)
FG Pct 1.000 (3-3), vs. Samford (2/7/09)
3-Point FGs..... 6, vs. UNC Greensboro (12/2/10)
3-Point Pct. 1.000 (4-4)
..... at UNC Greensboro (1/7/10)
FTs..... 8, vs. Georgia Southern (2/14/09)
Rebounds 5, vs. Union College (12/17/08)
Assists 4, vs. Western Carolina (2/23/09)
..... at Xavier (11/27/10)
Steals 2, eight times, last
..... vs. Georgia Southern (2/12/11)
Blocks..... 3, at Western Carolina (1/31/09)
Minutes..... 41, at Xavier (11/27/10)

2010-11: Played in all 34 games with one start ... Scored 211 points for a 6.2 ppg average and also had 48 rebounds (1.4 rpg) ... Had seven double-figure scoring games ... Second on the team with a .416 shooting percentage from behind the arc, which also was seventh in the SoCon ... Against USC Upstate (11/18) in the Charleston Classic scored 13 points ... Played a career-high 41 minutes and scored eight points at Xavier (11/27) ... Against UNC Greensboro hit six-of-eight three pointers as he scored a career-high 18 points ... Matched the career-high when he led the team in scoring with 18 points in start against High Point as he was six-of-nine from the floor ... Added 13 points against The Citadel (1/6) ... Had eleven points at Georgia Southern (1/12) ... Against Samford (1/22) scored 13 points ... At Appalachian State (1/27) had ten points ... Named to the Southern Conference Academic Honor Roll and the SoCon Winter All-Academic Team.

2009-10: Saw action in 34 games on the season ... Scored 120 points (3.5 ppg) and added 29 rebounds ... Had three double-digit scoring games and scored in 23 games ... Against Lees-McRae (11/19) had eleven points ... At UNC Greensboro (1/7) was four-of-four from behind the three point line as he scored twelve points ... Against UNC Greensboro (2/6) led the team with 14 points as he was 3-of-5 from behind the arc ... Was two-of-two from three at Davidson (2/17) ... Named to the Southern Conference Academic Honor Roll and the SoCon Winter All-Academic Team.

2008-09: Played in all 30 games with two starts ... Scored 136 points (4.5 ppg) and had 40 rebounds (1.3 rpg) during his freshman season ... Led the team with a .787 free throw percentage (37-of-47) ... Had five

double-digit scoring games ... Scored first career points against Texas-Pan American (11/22) with five total points in the game ... Added five points at Air Force (11/23) ... Against Union (12/17) had a season-high five rebounds along with two points ... Scored six points on two three-pointers at Chattanooga (1/8) ... At Samford (1/10) scored ten points and had four rebounds ... Added eleven points against The Citadel (1/17) on 4-of-5 shooting ... At Western Carolina (1/31) scored nine points, with seven coming from the free throw line ... Had nine points at UNC Greensboro (2/9) ... Led the team in scoring against Georgia Southern (2/14) with 17 points as he was 3-of-5 from three and had eight free throws ... Against Western Carolina (2/23) scored ten points.

HIGH SCHOOL: Four-year letterman at Harpeth High School for coach Jaime Wilson ... Team won district championships during his sophomore and junior seasons ... Reached semifinals of the regionals three times ... As a senior, averaged 16 points and 7 rebounds per game along with two assists a game ... Played in the East-West All-Star game ... Nominated for McDonalds All-American ... Named All-Region and District Most Valuable Player as a senior ... During his junior season averaged 10 points per game and 4 rebounds per game ... Named District Tournament MVP as a junior ... For his career totaled over 1,200 points ... Also played two seasons of football, starting at quarterback as a sophomore.

PERSONAL: Son of Robin and Carol Giltner ... Born October 9, 1989 ... Father played football at Vanderbilt from 1976-78 ... Three uncles all played college football, one at Vanderbilt and two at UT-Martin ... Majoring in business economics.

GILTNER'S CAREER STATISTICS

Year	GP	GS	Min	Avg	3-Point								Rebounds								PF	FO	Ast	TO	Blk	Stl	Pts	Avg
					FG	FGA	Pct	FT	FTA	Pct	Off	Def	Tot	Avg														
2008-09	30	2	562	18.7	37	92	.402	25	62	.403	37	47	.787	8	32	40	1.3	52	0	33	27	7	10	136	4.5			
2009-10	34	0	388	11.4	41	91	.451	24	62	.387	14	19	.737	9	20	29	0.9	39	0	16	26	5	8	120	3.5			
2010-11	34	1	711	20.9	71	167	.425	52	125	.416	17	31	.548	7	41	48	1.4	59	0	21	25	1	18	211	6.2			
TOTAL	98	3	1661	16.9	149	350	.426	101	249	.406	68	97	.701	24	93	117	1.2	150	0	70	78	13	36	467	4.8			



GILTNER 2008-09 GAME-BY-GAME

Opponent	Date	GS	Min	FG	3FG	FT	RB	PF	A	TO	Blk	Stl	Pts
at Dayton	11/16/08		17	0-2	0-2	0-0	0	0	2	2	0	0	0
at Clemson	11/19/08		20	0-1	0-1	0-0	3	2	2	0	0	1	0
vs Texas-Pan American	11/22/08		14	1-3	1-2	2-2	0	2	1	1	0	0	5
at Air Force	11/23/08		22	1-4	1-3	2-2	0	2	1	2	0	1	5
UNC ASHEVILLE	11/25/08		13	0-3	0-2	0-0	0	4	2	2	0	0	0
APPALACHIAN STATE	12/06/08		16	1-2	1-2	0-0	2	2	1	0	0	0	3
UNION COLLEGE (KY)	12/17/08		19	0-4	0-1	2-2	5	1	2	2	0	1	2
at Georgia	12/20/08		8	0-0	0-0	2-2	0	0	0	0	0	0	2
at Navy	01/02/09		13	1-3	1-2	0-0	1	2	0	2	0	1	3
at South Carolina	01/05/09		16	1-2	1-1	0-0	1	1	1	1	0	0	3
at Chattanooga	01/08/09		19	2-4	2-3	0-0	22	0	0	1	0	0	6
at Samford	01/10/09		28	2-4	2-4	4-5	4	3	3	1	0	0	10
COLLEGE OF CHARLESTON	01/15/09	*	29	0-3	0-3	0-0	0	2	0	1	0	0	0
THE CITADEL	01/17/09		24	4-5	2-2	1-1	0	1	1	0	0	0	11
at Georgia Southern	01/22/09		22	1-3	0-2	1-2	1	0	3	1	0	1	3
at Davidson	01/24/09		25	1-4	0-2	0-2	3	0	1	1	0	0	2
ELON	01/26/09		21	1-2	0-0	1-1	1	1	2	1	0	0	3
at Appalachian State	01/29/09		16	1-2	1-1	2-2	2	0	0	1	1	1	5
at Western Carolina	01/31/09		23	1-3	0-0	7-8	2	3	1	1	3	0	9
CHATTANOOGA	02/05/09		22	4-8	2-6	0-0	0	1	1	1	0	0	10
SAMFORD	02/07/09		20	3-3	1-10-0	.000	2	2	0	0	0	0	7
at UNGC	02/09/09		17	3-5	2-3	1-2	1	3	0	2	0	1	9
DAVIDSON	02/12/09		14	1-1	1-1	0-0	0	4	1	0	0	0	3
GEORGIA SOUTHERN	02/14/09	*	24	3-6	3-5	8-10	2	4	0	1	1	0	17
at Furman	02/21/09		18	0-1	0-1	1-2	0	1	0	1	0	0	1
WESTERN CAROLINA	02/23/09		26	3-5	3-5	1-2	2	3	4	1	0	2	10
at College of Charleston	02/26/09		12	0-3	0-2	0-0	0	2	1	0	0	0	0
at The Citadel	02/28/09		15	1-3	1-3	2-2	1	1	0	1	1	0	5
FURMAN	03/02/09		13	1-2	0-1	0-0	3	0	1	1	0	0	2
vs Elon	03/06/09		16	0-1	0-1	0-0	2	3	2	0	0	1	0
Totals		2	562	37-92	25-62	37-47	40	52	33	27	7	10	136

GILTNER 2009-10 GAME-BY-GAME

Opponent	Date	GS	Min	FG	3FG	FT	RB	PF	A	TO	Blk	Stl	Pts
at Pittsburgh	11/13/09		16	0-0	0-0	0-0	0	2	0	0	1	0	0
at Georgia	11/17/09		12	1-3	0-2	0-0	1	1	0	0	1	1	2
LEES-MCRAE	11/19/09		13	3-4	3-4	2-2	0	0	1	1	0	0	11
at Bradley	11/22/09		13	1-4	0-3	2-2	1	1	0	1	0	1	4
at Illinois	11/24/09		13	2-4	2-4	0-0	1	2	0	1	0	1	6
vs Southern University	11/27/09		9	2-4	1-2	0-0	1	2	0	1	0	0	5
vs Seattle	11/28/09		7	3-4	2-3	1-1	0	2	1	0	0	0	9
at Western Carolina	12/02/09		9	0-2	0-2	0-0	0	1	1	1	0	0	0
at Michigan State	12/04/09		14	2-4	1-3	0-1	0	1	0	0	0	0	5
APPALACHIAN ST.	12/07/09		7	0-0	0-0	0-0	1	1	0	1	0	0	0
NAVY	12/12/09		8	2-3	1-2	0-0	0	0	1	2	0	0	5
SOUTH CAROLINA	12/19/09		5	0-2	0-2	0-0	0	2	0	1	0	0	0
at UNC Asheville	12/21/09		12	1-4	0-2	0-0	2	2	0	0	1	0	2
vs Kent State	12/29/09		2	0-0	0-0	0-0	0	1	0	3	0	0	0
at UNGC	01/07/10		14	4-5	4-4	0-0	0	0	1	1	0	0	12
at Elon	01/09/10		12	0-2	0-0	0-0	2	1	1	2	1	1	0
GEORGIA SOUTHERN	01/14/10		16	2-5	0-2	1-2	2	1	3	2	0	0	5
DAVIDSON	01/16/10		7	0-0	0-0	0-0	0	0	0	0	0	0	0
at The Citadel	01/21/10		8	0-1	0-1	1-2	4	0	0	0	0	0	1
at College of Charleston	01/22/10		11	2-3	2-3	1-2	0	1	0	0	0	0	7
CHATTANOOGA	01/25/10		15	0-2	0-2	0-0	1	1	1	0	0	0	0
FURMAN	01/30/10		14	3-6	2-4	0-0	1	1	1	0	1	0	8
ELON	02/03/10		18	0-2	0-2	2-2	1	3	0	2	0	0	2
UNGC	02/06/10		14	5-7	3-5	1-1	2	1	0	2	0	0	14
at Furman	02/10/10		13	1-2	0-0	0-0	1	0	0	0	0	0	2
at Samford	02/13/10		19	0-2	0-1	0-0	0	4	2	2	0	0	0
at Davidson	02/17/10		15	2-2	2-2	0-0	1	2	0	0	0	1	6
at Georgia Southern	2/20/10		10	0-0	0-0	0-0	0	2	1	1	0	0	0
COLLEGE OF CHARLESTON	02/25/10		9	0-1	0-1	0-0	1	0	1	1	0	0	0
THE CITADEL	02/27/10		13	1-3	1-2	2-2	1	1	0	0	0	2	5
vs UNGC	03/06/10		13	1-2	0-1	0-0	2	1	0	0	0	0	2
vs Western Carolina	03/07/10		8	2-3	0-1	0-0	0	1	0	1	0	0	4
vs Appalachian St.	03/08/10		13	1-4	0-1	0-0	2	1	1	0	0	1	2
vs Wisconsin	03/19/10		6	0-1	0-1	1-2	1	0	0	0	0	0	1
Totals		0	388	41-91	24-62	14-19	29	39	16	26	5	8	120

GILTNER 2010-11 GAME-BY-GAME

Opponent	Date	GS	Min	FG	3FG	FT	RB	PF	A	TO	Blk	Stl	Pts
at Minnesota	11/12/10		24	0-3	0-3	0-0	1	4	2	0	0	0	0
at Clemson	11/15/10		25	2-5	2-4	0-1	1	1	0	1	0	0	6
vs USC Upstate	11/18/10		24	5-10	3-7	0-0	0	2	0	0	0	0	13
vs Georgetown	11/19/10		18	1-6	1-4	0-0	0	4	0	1	0	1	3
vs George Mason	11/21/10		20	0-4	0-3	0-0	1	2	1	0	0	1	0
AIR FORCE	11/24/10		22	0-5	0-4	0-0	1	3	1	0	0	0	0
at Xavier	11/27/10		41	3-4	2-3	0-0	2	3	4	0	0	2	8
UNC GREENSBORO	12/02/10		26	6-9	6-8	0-0	4	3	1	1	0	0	18
at Elon	12/04/10		28	1-5	1-5	0-0	1	1	0	0	0	2	3
at South Carolina	12/11/10		22	1-3	1-3	0-0	2	2	0	0	0	2	3
HIGH POINT	12/18/10	*	35	6-9	4-6	2-4	0	3	2	3	0	0	18
at VCU	12/29/10		19	2-4	2-4	0-0	1	2	0	0	0	0	6
vs Cornell	12/30/10		26	3-5	3-5	0-0	0	1	0	1	0	0	9
THE CITADEL	01/06/11		20	3-6	1-3	6-7	2	0	1	0	0	1	13
COLL. OF CHARLESTON	01/08/11		17	1-4	0-3	0-0	0	1	1	2	0	0	2
at Georgia Southern	01/12/11		17	4-7	3-5	0-1	1	0	0	1	0	1	11
at Davidson	01/15/11		14	2-4	2-3	0-0	2	4	0	1	0	0	6
CHATTANOOGA	01/20/11		20	2-5	2-4	0-0	2	1	0	1	1	0	6
SAMFORD	01/22/11		23	5-10	3-7	0-1	3	0	0	0	0	1	13
FURMAN	01/24/11		17	3-7	2-5	0-0	3	1	0	0	0	0	8
at Appalachian State	01/27/11		20	2-4	2-4	4-4	1	1	0	1	0	2	10
WESTERN CAROLINA	01/29/11		23	2-5	0-3	1-4	1	1	0	2	0	0	5
at Coll. of Charleston	02/03/11		14	0-0	0-0	0-2	0	0	1	0	0	0	0
at The Citadel	02/05/11		22	2-7	1-4	2-4	2	1	2	0	0	0	7
DAVIDSON	02/09/11		22	2-4	0-1	1-1	1	0	2	0	0	2	5
GEORGIA SOUTHERN	02/12/11		18	1-3	1-3	0-0	0	2	0	0	0	2	3
at Samford	02/16/11		20	2-4	2-3	0-0	2	4	1	3	0	0	6
BALL STATE	02/19/11		25	2-8	2-5	0-0	4	1	0	0	0	0	6
at Chattanooga	02/23/11		13	2-7	1-5	0-0	1	3	0	2	0	0	5
at Furman	02/26/11		16	2-3	2-3	1-2	1	1	1	1	0	0	7
vs Appalachian State	03/05/11		18	1-1	1-1	0-0	3	1	0	0	0	0	3
vs Western Carolina	03/06/11		19	3-4	2-3	0-0	1	2	0	0	0	0	8
vs Coll. of Charleston	03/07/11		10	0-1	0-1	0-0	0	2	0	2	0	1	0
vs BYU	03/17/11		13	0-1	0-0	0-0	4	2	1	2	0	0	0
Totals		1	711	71-167	52-125	17-31	48	59	21	25	1	18	211



BRAD LOESING • 35

6-0 • 190 • SENIOR • GUARD
CINCINNATI, OHIO
ST. XAVIER HIGH SCHOOL



2010-11: Started 33 of 34 games played at point guard ... Team leader with 109 assists ... Assist average of 3.2 per game was tenth in the SoCon ... Fourth on team in scoring with 211 points (6.2 ppg) ... Wofford led the SoCon in assist/turnover ratio at 1.2 on the season ... At Clemson (11/15) scored 14 points ... Against Georgetown in the Charleston Classic (11/19) was 4-of-6 from three as he scored 14 points ... Played a career-high 48 minutes at Xavier (11/27) ... Was four-of-four from the floor against High Point (12/18) as he scored eleven points ... Scored ten points against The Citadel (1/6) ... Did not start against Georgia Southern (2/12) so Terry Martin could start on Senior Night ... At Chattanooga (2/23) scored 13 points ... Added ten points at Furman (2/26) ... Had twelve points in the first game of the Southern Conference Tournament against Appalachian State (3/5) ... In the NCAA Tournament against BYU (3/17) scored seven points ... Named to the Southern Conference Academic Honor Roll and the SoCon Winter All-Academic Team.

2009-10: Started all 35 games at point guard for the Terriers ... Led team with 104 assists ... Sixth on team in scoring with 206 points (5.9 ppg) and also added 55 rebounds on the season ... Key part of Wofford posting the second-highest assist/turnover ratio in the SoCon at 1.1 ... In the season opener at Pittsburgh (11/13) had a career-high 13 points as he was 4-of-4 from the floor, including 3-of-3 from behind the arc ... Dished out eight assists against Southern (11/28) ... Against Navy (12/12) scored ten points ... Tied for a career-high with 13 points against Chattanooga (1/25) and also had eight assists in the win ... At Georgia Southern (2/20) was four-of-four from the floor to score eleven points ... In the first round of the SoCon Tournament against UNC Greensboro (3/6) scored ten points ... Named to the Southern Conference Academic Honor Roll and the SoCon Winter All-Academic

Team.
2008-09: Named to the Southern Conference All-Freshman team by the coaches ... Played in all 30 games with 29 starts ... 29 starts were second-most on the team ... Scored 160 points (5.3 ppg) and was second on the team with 86 assists ... Had a 1.9 assist to turnover ratio ... Recorded at least one assist in all but one game on the season ... Ended season with a 16-game scoring streak ... Ninth in the conference with 2.9 assists per game ... Started first game at Clemson (11/19) ... At Air Force (11/23) had ten points and was 2-of-2 from behind the arc ... Added ten points against UNC Asheville (11/25) ... At Georgia (12/20) scored nine points ... In the win at Chattanooga (1/8) had a season-high seven assists along with three points ... At Davidson (1/24) had a season-high 12 points and only one turnover against Stephen Curry ... At Appalachian State (1/29) had six assists with six points ... Tied a season-high with 12 points against Western Carolina (2/23), which included 6-of-6 from the free throw line ... Had five assists and six points at College of Charleston (2/26) ... In the Southern Conference Tournament against Elon (3/6) had nine points with two assists ... Named to the Southern Conference Academic Honor Roll.

HIGH SCHOOL: Two-year starter at point guard for St. Xavier High School and coach Scott Martin ... Team won district and regional championships both seasons ... As a senior, averaged 13.3 points per game, 3.4 rebounds per game and 3.0 assists per game ... Team Most Valuable Player ... Named first-team all-league, all-city, all-district and all-region as a senior ... Played in the East-West All-Star game ... During his junior season he averaged 12.5 points per game along with 2.6 rebounds per game and 3.0 assists per game ... Earned all-league, all-city and all-district honors as a junior ... Member of the National Honor Society and the German Honor Society ... AAU team won nine state championships and placed in the top twenty nationally five times, including one final four appearance.

PERSONAL: Son of Rick and Rita Loesing ... Born October 9, 1989 ... Majoring in business economics.

LOESING OFF THE COURT

- Favorite TV Show..... *Pawn Stars*
- Favorite Movie..... *Toy Story 3*
- Favorite Food..... Mom's Mexican Casserole
- Favorite Candy..... Twix
- Most Played Song on your iPod Anything
-by Adele
- Favorite Book Any Harry Potter book
- Favorite Pro Team Boston Celtics
- Dream Job Pro Basketball Player
- Dream Vacation Trip to Germany
- Favorite Athlete..... Chris Paul

LOESING CAREER BESTS

- Points..... 14, at Clemson (11/15/10)
-vs. Georgetown (11/19/10)
- FGs 5, at Davidson (1/24/09)
-vs. Chattanooga (1/25/10)
-at Clemson (11/15/10)
-vs. Georgetown (11/19/10)
- 3-Pt FGs 4, vs. Georgetown (11/19/10)
- 3-Pt Pct. 1.000 (3-3) at Pittsburgh (11/13/09)
- FTs..... 7, vs. Western Carolina (3/7/10)
- FT Pct 1.000, 18 times,
-most (6-6), vs. Western Carolina (2/23/09)
- Rebounds..... 8, at Chattanooga (1/8/09)
- Assists 8, four times,
- last vs. Western Carolina (1/29/11)
- Steals 4, vs. Western Carolina (1/29/11)
-vs. Georgia Southern (2/12/11)
- Blocks..... 1, five times,
- last vs. Samford (1/22/11)
- Minutes..... 48, at Xavier (11/27/10)

LOESING'S CAREER STATISTICS

Year	GP	GS	Min	Avg	3-Point							Rebounds							PF	FO	Ast	TO	Blk	Stl	Pts	Avg
					FG	FGA	Pct	FT	FTA	Pct	Off	Def	Tot	Avg												
2008-09	30	29	759	25.3	59	140	.421	12	40	.300	30	40	.750	18	49	67	2.2	78	2	86	66	0	23	160	5.3	
2009-10	35	35	920	26.3	69	174	.397	22	66	.333	46	61	.754	17	38	55	1.6	59	0	104	50	1	27	206	5.9	
2010-11	34	33	1048	30.8	74	176	.420	31	73	.425	32	36	.889	9	40	49	1.4	93	2	109	74	4	27	211	6.2	
TOTAL	99	97	2727	27.5	202	490	.412	65	179	.363	108	137	.788	44	127	171	1.7	230	4	299	190	5	77	577	5.8	



LOESING 2008-09 GAME-BY-GAME

Opponent	Date	GS	Min	FG	3FG	FT	RB	PF	A	TO	Blk	Stl	Pts
at Dayton	11/16/08		16	1-2	0-1	0-0	5	2	3	4	0	1	2
at Clemson	11/19/08	*	15	0-3	0-1	0-0	2	3	0	4	0	1	0
vs Texas-Pan American	11/22/08	*	19	1-4	0-1	0-0	1	0	3	2	0	1	2
at Air Force	11/23/08	*	19	4-5	2-2	0-0	1	3	2	1	0	1	10
UNC ASHEVILLE	11/25/08	*	20	3-4	0-0	4-4	1	4	4	2	0	0	10
APPALACHIAN STATE	12/06/08	*	19	4-6	0-0	1-1	1	2	1	3	0	0	9
UNION COLLEGE (KY.)	12/17/08	*	21	2-3	2-2	1-2	3	3	4	3	0	0	7
at Georgia	12/20/08	*	29	3-5	1-1	2-2	3	1	3	2	0	1	9
at Navy	01/02/09	*	21	2-4	0-2	2-2	0	5	3	2	0	0	6
at South Carolina	01/05/09	*	24	2-4	0-0	0-0	1	4	3	3	0	1	4
at Chattanooga	01/08/09	*	34	0-9	0-5	3-4	8	1	7	2	0	0	3
at Samford	01/10/09	*	24	1-1	0-0	0-2	1	4	3	2	0	0	2
COLLEGE OF CHARLESTON	01/15/09	*	34	1-8	0-2	0-2	3	1	4	3	0	1	2
THE CITADEL	01/17/09	*	29	0-1	0-0	0-0	1	3	4	3	0	0	0
at Georgia Southern	01/22/09	*	25	1-2	0-0	0-0	0	1	2	3	0	0	2
at Davidson	01/24/09	*	27	5-8	2-3	0-0	5	4	1	1	1	0	12
ELON	01/26/09	*	38	1-5	0-0	1-2	4	2	1	2	0	1	3
at Appalachian State	01/29/09	*	35	3-6	0-1	0-0	4	3	6	2	0	2	6
at Western Carolina	01/31/09	*	35	2-6	0-0	0-0	1	4	3	1	0	1	4
CHATTANOOGA	02/05/09	*	19	2-3	2-3	0-0	1	1	2	1	0	0	6
SAMFORD	02/07/09	*	23	2-4	1-3	2-3	4	3	2	2	0	2	7
at UNCG	02/09/09	*	29	2-2	0-0	0-0	0	1	1	2	0	2	4
DAVIDSON	02/12/09	*	35	4-10	0-1	0-0	3	4	3	5	0	0	8
GEORGIA SOUTHERN	02/14/09	*	21	0-2	0-2	3-4	3	3	1	0	1	3	3
at Furman	02/21/09	*	10	0-1	0-0	1-2	1	5	1	2	0	0	1
WESTERN CAROLINA	02/23/09	*	18	3-5	0-2	6-6	2	2	2	3	0	0	12
at College of Charleston	02/26/09	*	27	2-7	0-3	2-2	3	1	5	3	0	1	6
at The Citadel	02/28/09	*	28	2-6	1-2	0-0	0	3	4	0	0	2	5
FURMAN	03/02/09	*	29	2-7	0-1	2-2	4	2	4	0	0	3	6
vs Elon	03/06/09	*	36	4-7	1-2	0-0	1	3	2	2	0	1	9
Totals		29	759	59-140	12-40	30-40	67	78	86	66	0	23	160

LOESING 2009-10 GAME-BY-GAME

Opponent	Date	GS	Min	FG	3FG	FT	RB	PF	A	TO	Blk	Stl	Pts
at Pittsburgh	11/13/09	*	27	4-4	3-3	2-2	1	0	4	0	0	1	13
at Georgia	11/17/09	*	23	0-6	0-1	0-0	3	3	1	0	0	0	0
LEES-MCRAE	11/19/09	*	20	2-3	1-2	1-2	0	1	6	1	0	0	6
at Bradley	11/22/09	*	20	1-3	0-1	0-0	2	3	2	2	0	0	2
at Illinois	11/24/09	*	25	1-7	1-3	0-0	3	3	6	2	0	2	3
vs Southern University	11/27/09	*	25	3-5	1-2	0-0	1	1	8	1	0	0	7
vs Seattle	11/28/09	*	29	2-6	0-2	2-4	2	2	2	4	0	0	6
at Western Carolina	12/02/09	*	26	2-6	0-3	2-2	1	3	0	1	0	0	6
at Michigan State	12/04/09	*	22	1-6	1-2	0-0	0	0	2	0	0	0	3
APPALACHIAN ST.	12/07/09	*	28	2-5	2-3	2-2	1	2	4	1	0	2	8
NAVY	12/12/09	*	29	3-5	2-2	2-2	2	1	1	3	0	3	10
SOUTH CAROLINA	12/19/09	*	31	3-8	0-3	2-2	1	1	3	1	0	1	8
at UNC Asheville	12/21/09	*	27	2-6	2-4	0-0	0	0	3	1	0	1	6
vs Kent State	12/29/09	*	23	1-5	0-2	0-0	2	0	1	2	0	0	2
at Santa Clara	12/30/09	*	24	2-2	0-0	4-5	1	1	4	1	0	0	8
at UNCG	01/07/10	*	26	3-4	0-0	0-2	2	2	3	1	0	0	6
at Elon	01/09/10	*	28	2-6	1-3	4-4	3	3	3	0	0	1	9
GEORGIA SOUTHERN	01/14/10	*	24	1-5	0-0	1-2	4	0	6	2	0	2	3
DAVIDSON	01/16/10	*	29	3-7	0-2	0-0	1	0	0	1	0	2	6
at The Citadel	01/21/10	*	32	1-6	0-4	0-0	3	2	1	3	0	1	2
at College of Charleston	01/22/10	*	31	3-7	0-2	0-0	2	4	2	1	0	1	6
CHATTANOOGA	01/25/10	*	27	5-7	3-4	0-0	1	0	8	0	0	1	13
FURMAN	01/30/10	*	30	3-5	1-2	0-0	4	3	4	0	0	1	7
ELON	02/03/10	*	30	2-5	0-1	4-6	0	2	3	0	1	2	8
UNCG	02/06/10	*	19	1-2	1-2	0-0	3	3	6	5	0	0	3
at Furman	02/10/10	*	31	2-6	1-2	0-0	1	2	1	2	0	3	5
at Samford	02/13/10	*	26	0-3	0-3	1-2	0	2	2	1	0	1	1
at Davidson	02/17/10	*	27	2-8	1-3	4-4	1	1	0	1	0	0	9
at Georgia Southern	2/20/10	*	34	4-4	0-0	3-4	2	1	2	1	0	0	11
COLLEGE OF CHARLESTON	02/25/10	*	27	0-3	0-2	3-5	0	3	2	1	0	0	3
THE CITADEL	02/27/10	*	21	2-4	0-1	0-0	1	1	3	1	0	0	4
vs UNCG	03/06/10	*	29	4-5	1-1	1-1	1	2	3	4	0	1	10
vs Western Carolina	03/07/10	*	26	1-6	0-0	7-8	5	2	4	2	0	0	9
vs Appalachian St.	03/08/10	*	25	0-2	0-1	1-2	1	3	1	2	0	1	1
vs Wisconsin	03/19/10	*	19	1-2	0-0	0-0	0	2	1	1	0	0	2
Totals		35	920	69-174	22-66	46-61	55	59	104	50	1	27	20

LOESING 2010-11 GAME-BY-GAME

Opponent	Date	GS	Min	FG	3FG	FT	RB	PF	A	TO	Blk	Stl	Pts
at Minnesota	11/12/10	*	29	1-2	0-0	0-0	1	2	1	2	0	0	2
at Clemson	11/15/10	*	31	5-10	2-5	2-2	1	4	3	1	0	1	14
vs USC Upstate	11/18/10	*	17	1-4	0-1	0-0	0	4	2	0	0	1	2
vs Georgetown	11/19/10	*	38	5-9	4-6	0-0	0	4	2	1	1	0	14
vs George Mason	11/21/10	*	36	2-6	0-2	0-0	1	1	2	0	1	3	4
AIR FORCE	11/24/10	*	41	3-9	3-4	0-0	2	2	5	7	0	2	9
at Xavier	11/27/10	*	48	3-7	3-6	0-0	1	4	3	2	0	0	9
UNC GREENSBORO	12/02/10	*	23	1-5	1-3	4-4	0	3	3	1	0	0	7
at Elon	12/04/10	*	27	2-4	0-1	0-0	1	5	4	1	0	0	4
at South Carolina	12/11/10	*	32	1-5	0-2	0-0	1	2	5	5	0	0	2
HIGH POINT	12/18/10	*	35	4-4	1-1	2-2	3	3	8	5	0	2	11
at VCU	12/29/10	*	29	2-7	2-2	2-2	0	3	2	2	0	0	8
vs Cornell	12/30/10	*	22	1-4	0-2	2-2	1	2	2	2	0	0	4
THE CITADEL	01/06/11	*	32	4-7	2-3	0-0	0	3	3	3	0	4	10
COLL. OF CHARLESTON	01/08/11	*	34	1-4	1-3	0-0	2	1	4	1	0	0	3
at Georgia Southern	01/12/11	*	34	2-5	1-2	2-2	1	2	4	1	1	1	7
at Davidson	01/15/11	*	31	3-4	1-1	2-2	3	1	1	1	0	0	9
CHATTANOOGA	01/20/11	*	28	0-3	0-1	2-2	3	2	4	0	0	0	2
SAMFORD	01/22/11	*	28	0-2	0-2	1-2	1	2	4	1	1	1	1
FURMAN	01/24/11	*	40	2-5	0-1	1-2	5	1	7	2	0	0	5
at Appalachian State	01/27/11	*	36	2-5	0-0	0-0	1	3	4	2	0	0	4
WESTERN CAROLINA	01/29/11	*	31	2-4	0-0	3-4	2	4	8	4	0	0	7
at Coll. of Charleston	02/03/11	*	35	0-4	0-1	0-0	1	1	1	3	0	1	0
at The Citadel	02/05/11	*	30	1-4	0-3	2-2	1	4	5	3	0	1	4
DAVIDSON	02/09/11	*	23	2-3	0-0	0-0	0	4	2	3	0	2	4
GEORGIA SOUTHERN	02/12/11	*	29	2-5	1-2	0-0	1	5	2	6	0	4	5
at Samford	02/16/11	*	19	2-2	0-0	3-4	1	4	1	2	0	0	7
BALL STATE	02/19/11	*	23	1-5	1-4	0-0	1	4	1	4	0	0	3
at Chattanooga	02/23/11	*	29	5-9	3-6	0-0	2	1	6	1	0	2	13
at Furman	02/26/11	*	30	4-6	2-2	0-0	3	3	3	2	0	1	10
vs Appalachian State	03/05/11	*	36	4-6	2-2	2-2	4	1	2	0	0	0	12
vs Western Carolina	03/06/11	*	33	1-4	0-0	2-2	1	2	1	4	0	1	4
vs Coll. of Charleston	03/07/11	*	24	2-3	0-0	0-0	2	2	2	0	0	0	4
vs BYU	03/17/11	*	35	3-10	1-5	0-0	2	4	2	2	0	0	7
Totals		33	1048	74-176	31-73	32-36	49	93	109	74	4	27	211



MATT STEELMAN • 15

6-2 • 180 • SENIOR • GUARD
CENTRAL, SOUTH CAROLINA
DANIEL HIGH SCHOOL



STEELMAN OFF THE COURT

Favorite TV Show..... *NCIS*
 Favorite Movie..... *The Dark Knight*
 Favorite Food..... Chicken Spaghetti
 Favorite Candy..... Twix
 Most Played Song on your iPod "We Stand"
 by Lee McDerment
 Favorite Book *The Bible*
 Favorite Pro Team Whichever team
 Vince Carter plays for
 Dream Job Head College Basketball Coach
 Dream Vacation Tour of Europe
 Favorite Athlete..... Vince Carter

STEELMAN CAREER BESTS

Points 3, seven times,
 last at Chattanooga (2/23/11)
 FGs 1, eight times,
 last at Chattanooga (2/23/11)
 3-Pt FGs 1, seven times,
 last at Chattanooga (2/23/11)
 3-Pt Pct 1.000 (1-1), three times,
 last at Chattanooga (2/23/11)
 FTs..... 2, at Davidson (2/17/10)
vs. UNC Greensboro (2/6/10)
 FT Pct 1.000, at Davidson (2/17/10)
vs. UNC Greensboro (2/6/10)
 Rebounds 1, five times,
 last vs. Chattanooga (1/20/11)
 Assists 1, vs. USC Upstate (11/18/10)
vs. UNC Greensboro (12/2/10)
 Steals 1, vs. Union (12/17/08)
 Blocks..... 0
 Minutes..... 9, vs. USC Upstate (11/18/10)

2010-11: Played in 14 games and scored 15 points ... All fifteen points were on three point shots ... Added two rebounds and two assists ... Against USC Upstate (11/18) in the Charleston Classic played nine minutes and was 1-of-2 from behind the arc ... Also had a three pointer against Chattanooga (1/20) along with a rebound ... Against Samford (1/22) was 1-of-2 from behind the arc for three points ... Hit a three pointer at Samford (2/16) ... Added another three at Chattanooga (2/23) ... Named to the Southern Conference Academic Honor Roll.

2009-10: Saw action in nine games ... Scored a total of eleven points along with three rebounds ... Played extensively against Lees-McRae (11/19), hitting a three pointer and pulling down one rebound ... Also hit a three at Michigan State (12/4) ... At UNC Greensboro (1/7) had one rebound ... Was 2-for-2 on free throws against UNC Greensboro (2/6) and at Davidson (2/17) ... Named to the Southern Conference Academic Honor Roll.

2008-09: Played in five games on the season ... Saw first action of the season at Clemson (11/19) ... Against Union (12/17) had a steal ... At South Carolina (1/5), made his only field goal attempt for two points ... Also saw two minutes on the floor at Davidson (1/24) ... Named to the Southern Conference Academic Honor Roll.

HIGH SCHOOL: Three-year letterman and two-year starter at Daniel High School for coach Jeff Manes ... Holds Daniel High School records for three-pointers made in a season and made in a career ... Captain as a senior as team won the Western AAA region title ...

Named All-Region as a senior and junior ... Named team MVP as a junior and senior ... As a senior, started every game and averaged 16.9 ppg with 100 three-pointers made ... Added 2.2 steals per game and three rebounds per game ... Against Seneca his senior season, scored 32 points including 10-of-14 three pointers ... During his junior year, started all but one game and averaged 17.9 ppg along with hitting 92 three-pointers ... Also had 2.2 steals per game and 3 rebounds per game ... Played five games as a sophomore, moving up from the junior varsity mid-season ... Also played golf as a senior, earning team MVP honors ... A Wendy's High School Heisman nominee ... Participated in Palmetto Boys State.

PERSONAL: Son of Todd and Tracy Steelman ... Born December 30, 1989 ... Father is associate head coach of the Ball State women's basketball team ... Todd Steelman previously was an assistant coach of the women's basketball team at Clemson University and Rice University ... He played one season of basketball at North Texas University ... Majoring in business economics.

STEELMAN'S CAREER STATISTICS

Year	GP	GS	Min	Avg	3-Point							Rebounds							PF	FO	Ast	TO	Blk	Stl	Pts	Avg
					FG	FGA	Pct	FT	FTA	Pct	Off	Def	Tot	Avg												
2008-09	5	0	8	1.6	1	5	.200	0	4	.000	0	0	.000	0	0	0	0.0	0	0	0	0	0	1	2	0.4	
2009-10	9	0	16	1.8	2	4	.500	2	4	.500	5	6	.833	1	2	3	0.3	1	0	0	2	0	0	11	1.2	
2010-11	14	0	36	2.6	5	11	.455	5	9	.556	0	0	.000	0	2	2	0.1	6	0	2	1	0	0	15	1.1	
TOTAL	28	0	60	2.1	8	20	.400	7	17	.412	5	6	.833	1	4	5	0.2	7	0	2	3	0	1	28	1.0	



STEELMAN 2008-09 GAME-BY-GAME

Opponent	Date	GS	Min	FG	3FG	FT	RB	PF	A	TO	Blk	Stl	Pts
at Clemson	11/19/08	1	0-0	0-0	0-0	0	0	0	0	0	0	0	0
UNION COLLEGE (KY)	12/17/08	3	0-3	0-3	0-0	0	0	0	0	0	0	1	0
at South Carolina	01/05/09	1	1-1	0-0	0-0	0	0	0	0	0	0	0	2
at Georgia Southern	01/22/09	1	0-1	0-1	0-0	0	0	0	0	0	0	0	0
at Davidson	01/24/09	2	0-0	0-0	0-0	0	0	0	0	0	0	0	0
Totals		0	8	1-5	0-4	0-0	0	0	0	0	0	1	2

STEELMAN 2009-10 GAME-BY-GAME

Opponent	Date	GS	Min	FG	3FG	FT	RB	PF	A	TO	Blk	Stl	Pts
LEES-MCRAE	11/19/09	7	1-2	1-2	0-0	1	1	1	1	0	0	0	3
at Michigan State	12/04/09	2	1-2	1-2	0-0	0	0	0	0	0	0	0	3
at UNC Asheville	12/21/09	1	0-0	0-0	0-0	0	0	0	0	0	0	0	0
at UNCG	01/07/10	2	0-0	0-0	0-0	1	0	0	0	0	0	0	0
at Elon	01/09/10	1	0-0	0-0	1-2	0	0	0	0	0	0	0	1
CHATTANOOGA	01/25/10	1	0-0	0-0	0-0	0	0	0	1	0	0	0	0
UNCG	02/06/10	1	0-0	0-0	2-2	1	0	0	0	0	0	0	2
at Davidson	02/17/10	1	0-0	0-0	2-2	0	0	0	0	0	0	0	2
vs Western Carolina	03/07/10	0	0-0	0-0	0-0	0	0	0	0	0	0	0	0
Totals		0	16	2-4	2-4	5-6	3	1	0	2	0	0	11

STEELMAN 2010-11 GAME-BY-GAME

Opponent	Date	GS	Min	FG	3FG	FT	RB	PF	A	TO	Blk	Stl	Pts
at Minnesota	11/12/10	1	0-1	0-1	0-0	0	0	0	0	0	0	0	0
vs USC Upstate	11/18/10	9	1-2	1-2	0-0	0	3	1	1	1	0	0	3
UNC GREENSBORO	12/02/10	4	0-1	0-1	0-0	0	1	1	0	0	0	0	0
at Elon	12/04/10	0	0-0	0-0	0-0	0	0	0	0	0	0	0	0
HIGH POINT	12/18/10	3	0-0	0-0	0-0	0	1	0	0	0	0	0	0
THE CITADEL	01/06/11	1	0-0	0-0	0-0	1	0	0	0	0	0	0	0
CHATTANOOGA	01/20/11	4	1-2	1-1	0-0	1	0	0	0	0	0	0	3
SAMFORD	01/22/11	4	1-3	1-2	0-0	0	0	0	0	0	0	0	3
at Coll. of Charleston	02/03/11	1	0-0	0-0	0-0	0	0	0	0	0	0	0	0
at The Citadel	02/05/11	2	0-0	0-0	0-0	0	0	0	0	0	0	0	0
GEORGIA SOUTHERN	02/12/11	0	0-0	0-0	0-0	0	0	0	0	0	0	0	0
at Samford	02/16/11	2	1-1	1-1	0-0	0	0	0	0	0	0	0	3
at Chattanooga	02/23/11	3	1-1	1-1	0-0	0	0	0	0	0	0	0	3
at Furman	02/26/11	2	0-0	0-0	0-0	0	1	0	0	0	0	0	0
Totals		0	36	5-11	5-9	0-0	2	6	2	1	0	0	1



JOSEPH TECKLENBURG • 25

6-4 • 215 • SENIOR • FORWARD
 CHARLESTON, SOUTH CAROLINA
 BISHOP ENGLAND



TECKLENBURG OFF THE COURT

Favorite TV Show..... *Lost*
 Favorite Movie..... *Dumb and Dumber*
 Favorite Food..... Fettucini Alfredo
 Favorite Candy..... Swedish Fish
 Most Played Song on your iPod "Two Step"
 by Dave Matthews Band
 Favorite Book *The Hobbit*
 Favorite Pro Team Atlanta Braves
 Dream Job Mayor of Charleston
 Dream Vacation New Zealand
 Favorite Athlete..... Brian Scalabrine

TECKLENBURG CAREER BESTS

Points 4, vs. Union (12/17/08)
 vs. Lees-McRae (11/19/09)
 FGs 2, vs. Union (12/17/08)
 vs. Lees-McRae (11/19/09)
 3-Pt FGs 0
 3-Pt Pct N/A
 FTs 1, vs. UNC Greensboro (12/2/10)
 FT Pct .. .500 (1-2), vs. UNC Greensboro (12/2/10)
 Rebounds 2, vs. Lees-McRae (11/19/09)
 vs. USC Upstate (11/18/10)
 Assists 1, at College of Charleston (2/3/11)
 at Chattanooga (2/23/11)
 Steals 1, vs. UNC Greensboro (12/2/10)
 at College of Charleston (2/3/11)
 Blocks 1, vs. UNC Greensboro (12/2/10)
 Minutes 8, vs. USC Upstate (11/18/10)

2010-11: Saw action in twelve games and scored three points on the season ... Played a career-high eight minutes against USC Upstate (11/18) at the Charleston Classic ... Hit one basket and added two defensive rebounds against the Spartans ... Against UNC Greensboro (12/2), made one of two free throw attempts, had a block, defensive rebound, and a steal ... At the College of Charleston (2/3) had an assist and a steal ... Added an assist at Chattanooga (2/23) ... Named to the Southern Conference Academic Honor Roll.

2009-10: Played in nine games and scored six points as the team won the 2010 Southern Conference Championship ... Against Lees-McRae (11/19) played a season-high five minutes and scored four points as he was 2-of-2 from the field plus he had two rebounds ... Missed a three-pointer at Michigan State (12/4) ... Added two points against UNC Asheville (12/21) ... Had a rebound at Elon (1/9) ... At Davidson (2/17) pulled down one offensive rebound ... Named to the Southern Conference Academic Honor Roll.

2008-09: Played in five games during his freshman season ... Was limited due to a shoulder injury ... Saw first action of season at Clemson (11/19) ... Against Union (12/17) played three minutes and hit both field goal attempts for four points ... At South Carolina (1/5) missed his only attempt and was called for a foul ... Played at Georgia Southern (1/22) ... At Davidson (1/24) missed a three-point attempt but pulled down an offensive rebound ... Named to the Southern Conference Academic Honor Roll.

HIGH SCHOOL: Four-year letterman and three-year starter at Bishop England for head coach Jeff Dibattisto ... Team won the region championship three straight seasons ... As a senior, averaged 14 points, 6 rebounds and 4 assists and was honored as Region Player of the Year ... Also named all-state as a senior ... Named all-region as a junior and senior ... Earned All-Tournament honors at the Porter Gaud Classic and the Roundball Tournament ... Named All-Lowcountry as a junior and senior ... Played in the South Carolina North-South All-Star Game.

PERSONAL: Born March 10, 1990 ... Son of John and Sandy Tecklenburg ... Majoring in government and economics.

TECKLENBURG'S CAREER STATISTICS

Year	GP	GS	Min	Avg	FG	FGA	Pct	3-Point			FT	FTA	Pct	Rebounds				PF	FO	Ast	TO	Blk	Stl	Pts	Avg
								FG	FGA	Pct				Off	Def	Tot	Avg								
2008-09	5	0	8	1.6	2	5	.400	0	2	.000	0	0	.000	1	0	1	0.2	1	0	0	0	0	0	4	0.8
2009-10	9	0	14	1.6	3	4	.750	0	1	.000	0	1	.000	2	2	4	0.4	1	0	0	1	0	0	6	0.7
2010-11	12	0	32	2.7	1	3	.333	0	0	.000	1	2	.500	0	3	3	0.3	5	0	2	5	1	2	3	0.3
TOTAL	26	0	54	2.1	6	12	.500	0	3	.000	1	3	.333	3	5	8	0.3	7	0	2	6	1	2	13	0.5



TECKLENBURG 2008-09 GAME-BY-GAME

Opponent	Date	GS	Min	FG	3FG	FT	RB	PF	A	TO	Bk	Stl	Pts
at Clemson	11/19/08	1	0-1	0-1	0-0	0	0	0	0	0	0	0	0
UNION COLLEGE (KY)	12/17/08	3	2-2	0-0	0-0	0	0	0	0	0	0	0	4
at South Carolina	01/05/09	1	0-1	0-0	0-0	0	1	0	0	0	0	0	0
at Georgia Southern	01/22/09	1	0-0	0-0	0-0	0	0	0	0	0	0	0	0
at Davidson	01/24/09	2	0-1	0-1	0-0	1	0	0	0	0	0	0	0
Totals		0	8	2-5	0-2	0-0	1	1	0	0	0	0	4

TECKLENBURG 2009-10 GAME-BY-GAME

Opponent	Date	GS	Min	FG	3FG	FT	RB	PF	A	TO	Bk	Stl	Pts
LEES-MCRAE	11/19/09	5	2-2	0-0	0-1	2	0	0	1	0	0	0	4
at Michigan State	12/04/09	2	0-1	0-1	0-0	0	0	0	0	0	0	0	0
at UNC Asheville	12/21/09	1	1-1	0-0	0-0	0	0	0	0	0	0	0	2
at UNCG	01/07/10	2	0-0	0-0	0-0	0	1	0	0	0	0	0	0
at Elon	01/09/10	1	0-0	0-0	0-0	1	0	0	0	0	0	0	0
CHATTANOOGA	01/25/10	1	0-0	0-0	0-0	0	0	0	0	0	0	0	0
UNCG	02/06/10	1	0-0	0-0	0-0	0	0	0	0	0	0	0	0
at Davidson	02/17/10	1	0-0	0-0	0-0	1	0	0	0	0	0	0	0
vs Western Carolina	03/07/10	0	0-0	0-0	0-0	0	0	0	0	0	0	0	0
Totals		0	14	3-4	0-1	0-1	4	1	0	1	0	0	6

TECKLENBURG 2010-11 GAME-BY-GAME

Opponent	Date	GS	Min	FG	3FG	FT	RB	PF	A	TO	Bk	Stl	Pts
vs USC Upstate	11/18/10	8	1-1	0-0	0-0	2	1	0	0	0	0	0	2
UNC GREENSBORO	12/02/10	3	0-1	0-0	1-2	1	0	0	1	1	1	1	1
HIGH POINT	12/18/10	2	0-0	0-0	0-0	0	0	0	2	0	0	0	0
THE CITADEL	01/06/11	1	0-0	0-0	0-0	0	1	0	0	0	0	0	0
CHATTANOOGA	01/20/11	4	0-0	0-0	0-0	0	1	0	0	0	0	0	0
SAMFORD	01/22/11	4	0-1	0-0	0-0	0	1	0	0	0	0	0	0
at Coll. of Charleston	02/03/11	1	0-0	0-0	0-0	0	0	1	0	0	1	0	0
at The Citadel	02/05/11	3	0-0	0-0	0-0	0	0	0	0	0	0	0	0
GEORGIA SOUTHERN	02/12/11	0	0-0	0-0	0-0	0	0	0	0	0	0	0	0
at Samford	02/16/11	2	0-0	0-0	0-0	0	0	0	1	0	0	0	0
at Chattanooga	02/23/11	3	0-0	0-0	0-0	0	0	1	0	0	0	0	0
at Furman	02/26/11	1	0-0	0-0	0-0	0	1	0	1	0	0	0	0
Totals		0	32	1-3	0-0	1-2	3	5	2	5	1	2	3



DOMAS RINKSALIS • 53

6-9 • 220 • SOPHOMORE • FORWARD
SIAULIAI, LITHUANIA
GREENSBORO DAY



RINKSALIS OFF THE COURT

Favorite TV Show.....*House*
 Favorite Movie.....*Wedding Crashers*
 Favorite Food.....*Girlfriend's cooking*
 Favorite Candy.....*Starburst*
 Most Played Song on your iPod anything
 by Jack Johnson
 Favorite Book *Angels and Demons*
 Favorite Pro Team *Los Angeles Clippers*
 Dream Job *Retirement*
 Dream Vacation
 Favorite Athlete..... *Linas Kleiza*

RINKSALIS CAREER BESTS

Points..... 2, four times
 last vs. Chattanooga (1/15/10)
 FGs 1, at Michigan State (12/4/09)
 vs. Lees-McRae (11/19/09)
 FG Pct... 1.000 (1-1), at Michigan State (12/4/09)
 at UNC Asheville (12/21/09)
 3-Pt FGs 0
 3-Pt Pct n/a
 FTs..... 2, vs. Chattanooga (1/15/10)
 at UNC Greensboro (1/7/10)
 Rebounds..... 2, vs. Lees-McRae (11/19/09)
 Assists 0
 Steals 1, at Michigan State (12/4/09)
 Blocks..... 1, at Davidson (2/17/10)
 Minutes..... 11, vs. Lees-McRae (11/19/09)

2010-11: Sat out the season as a redshirt ... Named to the Southern Conference Academic Honor Roll.

2009-10: In his first season, played in nine games and scored a total of ten points with five rebounds ... Hit one-of-two free throws against Lees-McRae (11/19) to score first point of career and added two rebounds ... Made one basket and had a steal at Michigan State (12/4) ... Also had two points and a rebound at UNC Asheville (12/21) ... At UNC Greensboro (1/7) hit two free throws with a rebound ... Made both free throw attempts against Chattanooga (1/25) ... Had one rebound and made one free throw at Davidson (2/17), plus blocked a shot ... Named to the Southern Conference Academic Honor Roll.

HIGH SCHOOL: Started last season at forward for Greensboro Day School and coach Fred Johnson ... Team

won the conference championship and finished third in the state playoffs ... He averaged 8.5 points per game and 7.5 rebounds per game ... Participated in the 2009 Charlotte All-Star Classic ... Played his junior season at Roanoke Catholic and led the team to the state playoffs ... Played for Lynchburg Hoops AAU in 2008.

PERSONAL: Son of Eimutis Rinksalis and Nijole Rinksalieni ... Born June 7, 1990 ... Majoring in accounting and finance.

RINKSALIS 2009-10 GAME-BY-GAME

Opponent	Date	GS	Min	FG	3FG	FT	RB	PF	A	TO	Blk	Stl	Pts
LEES-MCRAE	11/19/09	11	0-2	0-0	1-2	2	2	0	0	0	0	0	1
at Michigan State	12/04/09	2	1-1	0-0	0-0	0	0	0	0	0	0	1	2
at UNC Asheville	12/21/09	2	1-1	0-0	0-0	1	0	0	0	0	0	0	2
at UNCG	01/07/10	2	0-1	0-0	2-2	1	1	0	0	0	0	0	2
at Elon	01/09/10	1	0-0	0-0	0-0	0	0	0	0	0	0	0	0
CHATTANOOGA	01/25/10	1	0-0	0-0	2-2	0	0	0	0	0	0	0	2
UNCG	02/06/10	2	0-0	0-0	0-0	0	0	0	0	0	0	0	0
at Davidson	02/17/10	1	0-0	0-0	1-2	1	0	0	0	1	0	1	1
vs Western Carolina	03/07/10	0	0-0	0-0	0-0	0	0	0	0	0	0	0	0
Totals		0	22	2-5	0-0	6-8	5	3	0	0	1	1	10

RINKSALIS' CAREER STATISTICS

Year	GP	GS	Min	Avg	FG	FGA	Pct	3-Point			FT	FTA	Pct	Rebounds				PF	FO	Ast	TO	Blk	Stl	Pts	Avg
								FG	FGA	Pct				Off	Def	Tot	Avg								
2009-10	9	0	22	2.4	2	5	.400	0	0	.000	6	8	.750	2	3	5	0.6	3	0	0	0	1	1	10	1.1
Totals	9	0	22	2.4	2	5	.400	0	0	.000	6	8	.750	2	3	5	0.6	3	0	0	0	1	1	10	1.1



AERRIS SMITH • 14

6-7 • 245 • SOPHOMORE • FORWARD
 CHARLOTTE, NORTH CAROLINA
 BUTLER HIGH SCHOOL



2010-11: Played in eleven games and scored five points on the season ... Also had four rebounds ... Saw most time on the court against USC Upstate (11/18) in the Charleston Classic with eight minutes and he had one rebound ... Against Samford (1/22) had two rebounds and scored two points ... At Chattanooga (2/23) hit his lone attempt from the floor and added a free throw for three points.

HIGH SCHOOL: Three-year letterman at power forward at Butler High School ... Played for coach Kurt Wessler ... During his senior season, averaged a double-double for the year ... Team reached the second round of the state playoffs ... As a junior, he averaged eleven points and seven rebounds per game as the team posted a 15-13 record ... Also played for the Charlotte Nets AAU team.

PERSONAL: Son of Aerris and Markita Smith ... Born February 14, 1992 ... Planning to major in computer science.

SMITH OFF THE COURT

Favorite TV Show *Criminal Minds*
 Favorite Movie.....*Life*
 Favorite Food.....Pasta
 Favorite Candy.....Skittles
 Most Played Song on your iPod "He Still
 Loves Me" by Beyonce
 Favorite Book "Color of Water"
 Favorite Pro Team Los Angeles Lakers
 Dream Job Professional Athlete
 Dream Vacation Italy

SMITH CAREER BESTS

Points..... 3, at Chattanooga (2/23/11)
 FGs 1, vs. Samford (1/22/11)
 at Chattanooga (2/23/11)
 FG Pct..... 1.000 (1-1), at Chattanooga (2/23/11)
 3-Pt FGs 0
 3-Pt Pct. n/a
 FTs..... 1, at Chattanooga (2/23/11)
 Rebounds..... 2, vs. Samford (1/22/11)
 Assists 1, vs. Chattanooga (1/20/11)
 Steals 0
 Blocks..... 0
 Minutes..... 8, vs. USC Upstate (11/18/10)

SMITH 2010-11 GAME-BY-GAME

Opponent	Date	GS	Min	FG	3FG	FT	RB	PF	A	TO	Blk	Stl	Pts
vs USC Upstate	11/18/10	8	0-1	0-0	0-1	1	0	0	0	0	0	0	0
UNC GREENSBORO	12/02/10	4	0-0	0-0	0-0	1	0	0	0	0	0	0	0
HIGH POINT	12/18/10	2	0-1	0-0	0-0	0	1	0	0	0	0	0	0
THE CITADEL	01/06/11	1	0-0	0-0	0-0	0	0	0	0	0	0	0	0
CHATTANOOGA	01/20/11	4	0-1	0-0	0-0	0	0	1	0	0	0	0	0
SAMFORD	01/22/11	4	1-3	0-0	0-0	2	1	0	0	0	0	0	2
at The Citadel	02/05/11	2	0-0	0-0	0-0	0	0	0	0	0	0	0	0
GEORGIA SOUTHERN	02/12/11	0	0-0	0-0	0-0	0	0	0	0	0	0	0	0
at Samford	02/16/11	2	0-1	0-0	0-0	0	0	0	0	0	0	0	0
at Chattanooga	02/23/11	3	1-1	0-0	1-2	0	0	0	0	0	0	0	3
at Furman	02/26/11	1	0-0	0-0	0-0	0	0	0	0	0	0	0	0
Totals		0	31	2-8	0-0	1-3	4	2	1	0	0	0	5

SMITH'S CAREER STATISTICS

Year	GP	GS	Min	Avg	FG	FGA	Pct	3-Point			FT	FTA	Pct	Rebounds				PF	FO	Ast	TO	Blk	Stl	Pts	Avg
								FG	FGA	Pct				Off	Def	Tot	Avg								
2010-11	11	0	31	2.8	2	8	.250	0	0	.000	1	3	.333	2	2	4	0.4	2	0	1	0	0	0	5	0.5
Totals	11	0	31	2.8	2	8	.250	0	0	.000	1	3	.333	2	2	4	0.4	2	0	1	0	0	0	5	0.5



TAYLOR WAGENER • 13

6-3 • 185 • JUNIOR • GUARD
 CHARLOTTE, N.C.
 CHARLOTTE CHRISTIAN



2010-11: Saw action in 13 games and scored 15 points with seven rebounds ... All three field goals on the season were from behind the arc ... Against USC Upstate (11/18) in the Charleston Classic had a rebound and two assists ... Hit a three pointer against UNC Greensboro (12/2) and added a rebound ... Was one-of-two from behind the arc against High Point (12/18) and had two rebounds as he played a career-high eleven minutes ... Made two free throws against The Citadel (1/6) ... Against Samford (1/22) pulled down three rebounds and had an assist ... At the College of Charleston (2/3) hit a three pointer and two free throws for a career-best five points in only a minute of action ... Added two free throws at The Citadel (2/5) ... Named to the Southern Conference Academic Honor Roll.

2009-10: Played in nine games as a freshman ... Scored a total of five points and had six rebounds on the season ... Saw action for a season-high four minutes against Lees-McRae (11/19), scoring two points with a rebound ... Had two rebounds each in games at Elon (1/9) and against Chattanooga (1/25) ... Made one free throw against UNC Greensboro (2/6) ... Was two-for-two from the line at Davidson (2/17) ... Had a rebound in the SoCon Tournament game against Western Carolina (3/7) ... Named to the Southern Conference Academic Honor Roll.

HIGH SCHOOL: Three-year letterman at guard for Charlotte Christian School ... Averaged 7.1 points per game as a senior as team went 24-9 ... His 2.3 assists per game and 36.0% three point field goal percentage led the team ... Named honorable mention all-conference in 2009 and received the President's Club Sixth Man Award for leadership ... Played in the Battle of the Border (SC vs. NC) All-Star game and the North Carolina Public vs. Private All-Star game ... Named team's most improved player in 2008 ... Team reached Final Four in the state tournament all three seasons ... Won conference championships as a sophomore and senior ... Also lettered one season in soccer and was a four-year letterman on the golf team ... Three-time most improved player in golf ... Student body president and member of the chemistry club ... Summa Cum Laude all eight semesters in high school.

PERSONAL: Son of Mark and Karen Wagener ... Born June 21, 1990 ... Planning to major in government.

WAGENER OFF THE COURT

- Favorite TV Show *The Office*
- Favorite Movie *Coach Carter*
- Favorite Food Chicken Alfredo
- Favorite Candy Peanut Butter M&Ms
- Most Played Song on your ipod "Live Like We're Dying" by Kris Allen
- Favorite Book *The Bible*
- Favorite Pro Team Sacramento Kings
- Dream Job SportsCenter Anchor
- Dream Vacation African safari
- Favorite Athlete Steve Nash

WAGENER CAREER BESTS

- Points 5, at College of Charleston (2/2/11)
- FGs 1, four times, last at College of Charleston (2/2/11)
- 3-Pt FGs 1, three times, last at College of Charleston (2/2/11)
- 3-Pt Pct. 1.000, vs. UNC Greensboro (12/2/10) at College of Charleston (2/2/11)
- FTs 2, four times, last at The Citadel (2/5/11)
- FT Pct 1.000 (2-2), four times, last at The Citadel (2/5/11)
- Rebounds 2, vs. Chattanooga (1/25/10) at Elon (1/9/10) vs. High Point (12/18/10)
- Assists 2, vs. USC Upstate (11/18/10) vs. UNC Greensboro (12/2/10)
- Steals 2, vs. Lees-McRae (11/19/09)
- Blocks 0
- Minutes 11, vs. High Point (12/18/10)

WAGENER 2009-10 GAME-BY-GAME

Opponent	Date	GS	Min	FG	3FG	FT	RB	PF	A	TO	Blk	Stl	Pts
LEES-MCRAE	11/19/09	4	1-2	0-1	0-2	1	0	1	0	0	2	2	2
at Michigan State	12/04/09	1	0-0	0-0	0-0	0	0	0	0	0	0	0	0
at UNC Asheville	12/21/09	1	0-3	0-1	0-0	0	0	0	0	0	0	1	0
at UNCG	01/07/10	1	0-1	0-1	0-0	0	0	0	0	0	0	1	0
at Elon	01/09/10	1	0-0	0-0	0-0	2	0	0	0	2	0	0	0
CHATTANOOGA	01/25/10	1	0-0	0-0	0-0	2	0	0	1	0	0	0	0
UNCG	02/06/10	1	0-0	0-0	1-2	0	0	0	0	0	0	0	1
at Davidson	02/17/10	1	0-0	0-0	2-2	0	1	0	0	0	0	0	2
vs Western Carolina	03/07/10	0	0-0	0-0	0-0	1	0	0	0	0	0	0	0
Totals		0	11	1-6	0-3	3-6	6	1	1	3	0	4	5

WAGENER 2010-11 GAME-BY-GAME

Opponent	Date	GS	Min	FG	3FG	FT	RB	PF	A	TO	Blk	Stl	Pts
vs USC Upstate	11/18/10	7	0-1	0-1	0-1	1	1	2	3	0	0	0	0
UNC GREENSBORO	12/02/10	3	1-1	1-1	0-0	1	1	2	1	0	0	0	3
HIGH POINT	12/18/10	11	1-2	1-2	0-0	2	1	1	1	0	0	3	3
THE CITADEL	01/06/11	3	0-0	0-0	2-2	0	1	0	1	0	0	0	2
at Davidson	01/15/11	3	0-1	0-1	0-0	0	0	1	0	0	0	0	0
CHATTANOOGA	01/20/11	6	0-2	0-2	0-0	0	1	0	1	0	0	0	0
SAMFORD	01/22/11	8	0-1	0-1	0-0	3	2	1	1	0	0	0	0
at Coll. of Charleston	02/03/11	1	1-1	1-1	2-2	0	0	0	0	0	0	0	5
at The Citadel	02/05/11	2	0-0	0-0	2-2	0	0	0	1	0	0	0	2
GEORGIA SOUTHERN	02/12/11	0	0-0	0-0	0-0	0	0	0	0	0	0	0	0
at Samford	02/16/11	2	0-0	0-0	0-2	0	1	0	0	0	0	0	0
at Chattanooga	02/23/11	3	0-1	0-1	0-0	0	0	0	0	0	0	0	0
at Furman	02/26/11	3	0-0	0-0	0-0	0	0	0	0	0	0	0	0
Totals		0	52	3-10	3-10	6-9	7	8	7	9	0	0	15

WAGENER'S CAREER STATISTICS

Year	GP	GS	Min	Avg	3-Point					Rebounds					PF	FO	Ast	TO	Blk	Stl	Pts	Avg			
					FG	FGA	Pct	FT	FTA	Pct	Off	Def	Tot	Avg											
2009-10	9	0	11	1.2	1	6	.167	0	3	.000	3	6	.500	1	5	6	0.7	1	0	1	3	0	4	5	0.6
2010-11	13	0	52	4.0	3	10	.333	3	10	.333	6	9	.667	3	4	7	0.5	8	0	7	9	0	0	15	1.2
TOTAL	22	0	63	2.9	4	16	.250	3	13	.231	9	15	.600	4	9	13	0.6	9	0	8	12	0	4	20	0.9



LUCAS BROWN • 0

6-5 • 210 • FRESHMAN • GUARD
ROSEVILLE, MINNESOTA. • ROSEVILLE AREA HIGH SCHOOL


HIGH SCHOOL: Four-year letterman at guard for Roseville Area High School ... As a senior, he averaged 18.5 points per game in 26 regular season games ... Also had 43 rebounds, 29 steals, and 26 assists on the year ... Named one of five finalists for 2011 Minnesota Mr. Basketball and honorable mention all-state ... Played in the Minnesota Basketball Coaches All-Star Series ... During his junior season, averaged 17 points per game as he earned all-conference and honorable mention all-state honors ... Reached the 1,000 point mark for his career ... Holds school records for points in a game and steals in a season ... Also played for the Wear Out The Net AAU team

... Lettered in football as a sophomore and junior.

PERSONAL: Son of Joel and Ellen Brown ... Born February 18, 1993 ... Father, Joel, played football at the University of Minnesota and was the team's defensive player of the year in 1988 ... Mother, Ellen, played basketball for the Golden Gophers and earned All-Big Ten honors ... As a senior she was the team's Most Valuable Player.

BROWN OFF THE COURT

Favorite TV Show *Family Guy*
 Favorite Movie *Black Dynamite*
 Favorite Food Pancakes
 Favorite Candy Now and Laters
 Most Played Song on your iPod "Can't Get
 Enough" by J. Cole
 Favorite Book "To Kill a Mockingbird"
 Favorite Pro Team Oklahoma City Thunder
 Dream Job University of Minnesota
 Head Basketball Coach
 Dream Vacation The Maldives
 Favorite Athlete Marcus Dupree



JARELL BYRD • 5

6-6 • 195 • FRESHMAN • FORWARD
LYNN, MASS. • LYNN ENGLISH HIGH SCHOOL • ST. THOMAS MORE

HIGH SCHOOL: Played a post-graduate year at St. Thomas More in Connecticut, along with fellow freshmen Indiana Faithfull ... Helped lead the team to the national prep school basketball championship as he averaged 17 points per game and 13 rebounds per game ... At Lynn English High School, he averaged 15 points per game and 10 rebounds per game as he eclipsed the 1,000 career point mark ... He was the first player in school history to record a quadruple-double (18 points, 14 rebounds, 13 blocks, 10 assists) in a game ... Named City Player of the Year, NEC All-Star ... Played in Massachusetts vs. Connecti-

cut All-Star game and Connecticut vs. Delaware All-Star game ... Member of the National Honor Society.

PERSONAL: Son of Jeff Byrd and Sheila Hodge ... Born June 8, 1991 ... Father, Jeff, played basketball at Pacific Lutheran.

BYRD OFF THE COURT

Favorite TV Show *The Wire*
 Favorite Movies *Drumline* and *Transporter*
 Favorite Food Baked Mac and Cheese
 Favorite Candy Laffy Taffy
 Most Played Song on your iPod "The City"
 by The Game
 Favorite Book The Bible
 Favorite Pro Team New York Yankees
 Dream Job Lawyer
 Dream Vacation Dominican Republic
 Favorite Athlete Carmelo Anthony



KARL COCHRAN • 2

6-1 • 170 • FRESHMAN • GUARD
 MARIETTA, GEORGIA • WALTON HIGH SCHOOL

HIGH SCHOOL: Spent his senior season at Walton High School, where he played for coach Joe Gordish ... As a senior he averaged 19.4 points per game, 3.1 blocks per game and 2.8 steals per game ... Named all-region and County Player of the Year ... He played his first three seasons at Wheeler High School ... As a junior he averaged 9.8 points per game and 4.8 rebounds per game ... During his sophomore season he earned All-County honors as the team won the 5A state championship ... Also played for the Smyrna Stars AAU team.

PERSONAL: Son of Camay Clark ... Born September 7, 1992 ... Planning to major in chemistry.

COCHRAN OFF THE COURT

Favorite TV Show *Adventure Time*
 Favorite Movie *He Got Game*
 Favorite Food Pizza Rolls
 Favorite Candy Starburst Jellybeans
 Most Played Song on your iPod "My World"
 by Kid Cudi
 Favorite Book "48 Laws of Power"
 Favorite Pro Team Minnesota Canuks
 Dream Job Chemist
 Dream Vacation Brazil
 Favorite Athlete LeBron James



INDIANA FAITHFULL • 11

6-4 • 190 • FRESHMAN • GUARD
 SYDNEY, AUSTRALIA • CHEVERUS HIGH SCHOOL • ST. THOMAS MORE


HIGH SCHOOL: Played a post-graduate year at St. Thomas More in Connecticut, along with fellow freshmen Jarell Byrd ... Helped lead the team to the national prep school basketball championship ... As a senior at Cheverus High School in Portland, Maine, he was named Mr. Maine Basketball while leading the team to a second state championship ... He averaged twelve points, five rebounds and six assists during his senior season ... Overall the team posted a 54-4 record while at Cheverus.

... Born January 11, 1991 in Sydney, Australia ... Both parents were NCAA athletes as his mom ran track for Arizona State and his father swam at UCLA ... Sister, Rhianna Faithfull, played basketball at Santa Clara.

PERSONAL: Son of Marc Schaffer and Janeen Faithfull

FAITHFULL OFF THE COURT

Favorite TV Show *Friends*
 Favorite Movie *Waterboy*
 Favorite Food Steak
 Favorite Candy Caramello Koala
 Most Played Song on your iPod Anything
 by Eminem
 Favorite Book "Holes"
 Favorite Pro Team South Sydney Rabbitohs
 Dream Job Athlete
 Dream Vacation Somewhere on a
 tropical beach
 Favorite Athlete Steve Nash



KEVIN HICKSON • 33

6-8 • 215 • FRESHMAN • FORWARD
MATTHEWS, NORTH CAROLINA • PROVIDENCE DAY SCHOOL

HIGH SCHOOL: Four-year letterman as a post player for Providence Day School ... Team finished sixth in the state his senior season ... Named first team CISAA All-Conference as a junior and senior ... During his career he averaged 12 points per game, eight rebounds per game and three blocks per game.

PERSONAL: Son of David and Diann Hickson ... Born October 26, 1992 ... Planning to major in business.

HICKSON OFF THE COURT

Favorite TV Show *Entourage*
 Favorite Movie..... *Wedding Crashers*
 Favorite Food..... *Chicken Wings*
 Favorite Candy..... *Snickers*
 Most Played Song on your iPod "Won't Land"
 by Wiz Khalifa
 Favorite Book "Blink" by Malcolm Gladwell
 Favorite Pro Team *Buffalo Bills*
 Dream Job *Pro Basketball Player*
 Dream Vacation *Jamaica*
 Favorite Athlete..... *Blake Griffin*



LEE SKINNER • 34

6-6 • 215 • FRESHMAN • FORWARD
LOMBARD, ILL. • LOMBARD EAST HIGH SCHOOL • FORK UNION MILITARY

HIGH SCHOOL: Played a post-graduate year at Fork Union Military Academy, where he averaged 14 points and six rebounds per game ... At Glenbard East High School, he averaged 12.5 points and 7.1 rebounds per game during his senior season ... He earned all-conference honors and was honorable mention all-state ... He was also a wide receiver on the football team and was named all-conference and all-area.

PERSONAL: Son of Maureen Sullivan ... Born August 27, 1992 in Madison, Wisconsin ... Undecided on major.

SKINNER OFF THE COURT

Favorite TV Show *Family Guy*
 Favorite Movie..... *Paranormal Activity 3*
 Favorite Food..... *Pizza*
 Favorite Candy..... *Sour Patch Kids*
 Most Played Song on your iPod "Club Paradise"
 by Drake
 Favorite Book "Uncommon" by Tony Dungy
 Favorite Pro Team *Chicago Bulls*
 Dream Job *Business CEO*
 Dream Vacation *Cruise to Mexico*
 Favorite Athlete..... *Dennis Rodman*



JOHN SWINTON • 3

6-1 • 185 • FRESHMAN • GUARD
 MT. PLEASANT, SOUTH CAROLINA • WANDO HIGH SCHOOL

HIGH SCHOOL: Four-year starter at point guard for Wando High School and coach David Eaton ... As a senior, averaged twelve points and six assists per game ... Team posted a 22-3 record and won the region championship ... Scored ten points per game as a junior and eight points per game during his sophomore season ... Member of the student council and Beta Club.

PERSONAL: Son of William and Cheryl Swinton ... Born March 19, 1993 ... Planning to major in biology ... Brother, Trey, played one season of basketball at The Citadel.

SWINTON OFF THE COURT

Favorite TV Show *SportsCenter*
 Favorite Movie..... *Space Jam*
 Favorite Food..... Lasagna
 Favorite Candy.....Starburst
 Most Played Song on your iPod .. "Young Forever"
by Jay-Z
 Favorite BookThe Bible
 Favorite Pro Team..... Carolina Panthers
 Dream Job..... Basketball coach
 Dream Vacation.....Bahamas
 Favorite Athlete..... Cam Newton

MARK MANCEBO

ATHLETIC TRAINER
FOURTH SEASON • SACRAMENTO STATE '01



Mark Mancebo is in his fourth season at Wofford as an assistant athletic trainer. He worked at Spartanburg Methodist College for three years as the head athletic trainer before joining Wofford in June of 2008. He works with the men's soccer and men's basketball teams.

Mancebo graduated from Sacramento State in 2001 with a degree in kinesiology. He earned a masters degree in health science education from Western Carolina University. He was a graduate assistant athletic trainer for two

years with the Catamounts, working mostly with football and men's basketball.

A certified athletic trainer through the National Athletic Trainers' Association, Mancebo is a native of Sacramento, California.

TODD RIEDEL

STRENGTH AND CONDITIONING
SECOND SEASON • MOUNT SAINT JOSEPH '01



Todd Riedel joined the Wofford College athletic department staff as Director of Strength and Conditioning in June of 2010.

Riedel came to Wofford following one year at Missouri State University where he served as the associate director of strength and conditioning for the Bears. He assisted with the training of all sixteen teams, while heading up the strength and conditioning efforts for the softball, volleyball and men's and women's soccer programs.

Prior to Missouri State, Riedel spent a year at Western Kentucky University working directly with all aspects of Hilltopper football, and conducted programs for soccer, tennis and cheerleading.

Riedel's previous experience was at Colgate University where he assisted with football and was directly responsible for twelve Olympic sports. He also has additional experience as an intern at Xavier, Harvard and West Virginia University.

A native of Cincinnati, Ohio, Riedel graduated from the College of Mount Saint Joseph in 2001 where he was a four-year letter winner for the Lion's football team. He graduated with a bachelor's degree in Physical Education and Health and also earned a Master of Education in Sports Administration from Xavier University in 2006.

He is certified by the International Sport Science Association, USA Weightlifting, and has two certifications through National Strength & Conditioning Association. Todd and his family reside in Spartanburg.

2011-12 STUDENT MANAGERS



BOWDRE FORTSON
Third Season



DAVID HILLSMAN
Fourth Season



STEPHANIE LANE
First Season



HARRY MORRIS
First Season



JAY REID
Third Season



Student Manager David Hillsman at the 2010 Southern Conference Championship

2011-12 ROSTER ANALYSIS

TERRIERS BY STATE/COUNTRY

GEORGIA (1)

Karl Cochran (Marietta)

ILLINOIS (1)

Lee Skinner (Lombard)

MASSACHUSETTS (1)

Jarell Byrd (Lynn)

MINNESOTA (1)

Lucas Brown (Roseville)

NORTH CAROLINA (3)

Kevin Hickson (Matthews)

Aerris Smith (Charlotte)

Taylor Wagener (Charlotte)

OHIO (1)

Brad Loesing (Cincinnati)

SOUTH CAROLINA (4)

Drew Crowell (Charleston)

Matt Steelman (Central)

John Swinton (Mt. Pleasant)

Joseph Tecklenburg (Charleston)

TENNESSE (1)

Kevin Giltner (Kingston Springs)

AUSTRALIA (1)

Indiana Faithfull (Sydney)

LITHUANIA (1)

Domas Rinksalis (Siauliai)

TERRIERS BY CLASS

SENIORS (5)

Drew Crowell

Kevin Giltner

Brad Loesing

Matt Steelman

Joseph Tecklenburg

JUNIORS (2)

Domas Rinksalis

Taylor Wagener

SOPHOMORES (1)

Aerris Smith

FRESHMEN (7)

Lucas Brown

Karl Cochran

Kevin Hickson

Indiana Faithfull

Jarell Byrd

Lee Skinner

John Swinton

TERRIERS BY HEIGHT

6-9

Drew Crowell

Domas Rinksalis

6-8

Kevin Hickson

6-7

Aerris Smith

6-6

Jarell Byrd

Kevin Giltner

Lee Skinner

6-5

Lucas Brown

6-4

Indiana Faithfull

Joseph Tecklenburg

6-3

Taylor Wagener

6-2

Matt Steelman

John Swinton

6-1

Karl Cochran

6-0

Brad Loesing

TERRIERS BY POSITION

FORWARD

Jarell Byrd

Drew Crowell

Kevin Hickson

Domas Rinksalis

Lee Skinner

Aerris Smith

Joseph Tecklenburg

GUARD

Lucas Brown

Karl Cochran

Indiana Faithfull

Kevin Giltner

Brad Loesing

Matt Steelman

John Swinton

Taylor Wagener

RESULTS

RECORD	OVERALL	HOME	AWAY	NEUTRAL
ALL GAMES	21-13	8-4	8-6	5-3
SOUTHERN CONFERENCE	14-4	6-3	8-1	0-0
NON-CONFERENCE	7-9	2-1	0-5	5-3

DATE	OPPONENT	SCORE	ATTEND	HIGH POINTS	HIGH REBOUNDS	
11/12/10	at Minnesota	55-69	L	12228	(15)DAHLMAN, Noah	(13)JOHNSON, Tim
11/15/10	at Clemson	70-78	L	7900	(17)DAHLMAN, Noah	(6)JOHNSON, Tim
11/18/10	# vs USC Upstate	W 79-61		1977	(18)DIGGS, Jamar	(9)JOHNSON, Tim
11/19/10	# vs Georgetown	59-74	L	2148	(19)DAHLMAN, Noah	(4)DAHLMAN, Noah
11/21/10	# vs George Mason	Wot 82-79		4136	(26)RUNDLES, Cameron	(8)JOHNSON, Tim
11/24/10	AIR FORCE	66-72	Lot	1526	(20)DIGGS, Jamar	(14)JOHNSON, Tim
11/27/10	at Xavier	90-94	Lo3	9562	(33)DAHLMAN, Noah	(6)JOHNSON, Tim
12/02/10	* UNC GREENSBORO	W 92-70		1084	(24)RUNDLES, Cameron	(14)JOHNSON, Tim
12/04/10	* at Elon	W 75-69		1206	(37)DAHLMAN, Noah	(8)DAHLMAN, Noah
						(8)JOHNSON, Tim
12/11/10	at South Carolina	53-64	L	8813	(20)RUNDLES, Cameron	(11)JOHNSON, Tim
12/18/10	HIGH POINT	W 79-65		809	(18)GILTNER, Kevin	(8)JOHNSON, Tim
					(18)DAHLMAN, Noah	
12/29/10	^ at VCU	66-75	L	5799	(13)DIGGS, Jamar	(9)JOHNSON, Tim
					(13)DAHLMAN, Noah	
12/30/10	^ vs Cornell	80-86	L	5560	(25)DAHLMAN, Noah	(11)JOHNSON, Tim
01/06/11	* THE CITADEL	W 78-60		1401	(15)DAHLMAN, Noah	(9)DAHLMAN, Noah
01/08/11	* COLL. OF CHARLESTON	73-77	L	2519	(25)DAHLMAN, Noah	(11)DAHLMAN, Noah
01/12/11	* at Georgia Southern	W 74-65		1328	(26)DAHLMAN, Noah	(6)DAHLMAN, Noah
						(6)JOHNSON, Tim
01/15/11	* at Davidson	W 69-64		4181	(22)RUNDLES, Cameron	(8)JOHNSON, Tim
01/20/11	* CHATTANOOGA	W 88-56		1507	(24)DIGGS, Jamar	(9)JOHNSON, Tim
01/22/11	* SAMFORD	W 81-43		1620	(24)DAHLMAN, Noah	(13)JOHNSON, Tim
01/24/11	* FURMAN	68-73	Lot	2594	(24)DAHLMAN, Noah	(8)JOHNSON, Tim
01/27/11	* at Appalachian State	W 74-65		2107	(23)DAHLMAN, Noah	(8)RUNDLES, Cameron
01/29/11	* WESTERN CAROLINA	W 75-66		2026	(34)DAHLMAN, Noah	(7)JOHNSON, Tim
02/03/11	* at Coll. of Charleston	54-79	L	5038	(22)DAHLMAN, Noah	(9)DAHLMAN, Noah
02/05/11	* at The Citadel	W 74-60		2206	(22)DAHLMAN, Noah	(10)JOHNSON, Tim
02/09/11	* DAVIDSON	58-67	L	1711	(13)RUNDLES, Cameron	(13)JOHNSON, Tim
					(13)DIGGS, Jamar	
02/12/11	* GEORGIA SOUTHERN	W 69-61		1921	(17)DAHLMAN, Noah	(9)JOHNSON, Tim
02/16/11	* at Samford	W 81-68		869	(21)DAHLMAN, Noah	(7)JOHNSON, Tim
02/19/11	BALL STATE	W 66-61		1890	(21)DAHLMAN, Noah	(13)JOHNSON, Tim
02/23/11	* at Chattanooga	W 97-58		2960	(23)DAHLMAN, Noah	(9)JOHNSON, Tim
02/26/11	* at Furman	W 79-65		2802	(17)RUNDLES, Cameron	(10)JOHNSON, Tim
03/05/11	& vs Appalachian State	W 69-56		3499	(21)DAHLMAN, Noah	(8)MARTIN, Terry
03/06/11	& vs Western Carolina	W 86-72		3510	(18)DAHLMAN, Noah	(7)DIGGS, Jamar
						(7)MARTIN, Terry
						(7)PARKER, Nathan
03/07/11	& vs Coll. of Charleston	W 77-67		3374	(21)RUNDLES, Cameron	(9)DAHLMAN, Noah
03/17/11	§ vs BYU	66-74	L	19216	(22)DAHLMAN, Noah	(11)JOHNSON, Tim

- ESPN Charleston Classic (Charleston, S.C.)

* - Southern Conference game

§ - NCAA Tournament (Denver, Colorado)

^ - VCU Holiday Classic (Richmond, Va.)

& - Southern Conference Tournament (Chattanooga, Tenn.)

ATTENDANCE SUMMARY

	GAMES	TOTALS	AVG/GAME
HOME	12	20608	1717
AWAY	14	66999	4786
NEUTRAL	8	43420	5428
TOTAL	34	131027	3854

TEAM STATISTICS

Opponent	Date	Score	W/L	[---TOTAL---		--3-PTRS--]		FT-FTA		Pct		[----REBOUNDS----		PF	A	TO	Blk	Stl	Pts	Avg
				FG-FGA	Pct	3FG-FGA	Pct	Off	Def	Tot	Avg									
at Minnesota	11/12/10	55-69	L	18-49	.367	3-16	.188	16-26	.615	8	23	31	31.0	22	10	15	2	9	55	55.0
at Clemson	11/15/10	70-78	L	22-46	.478	6-14	.429	20-26	.769	8	17	25	28.0	26	13	17	2	4	70	62.5
vs USC Upstate	11/18/10	79-61	W	32-56	.571	8-16	.500	7-12	.583	7	31	38	31.3	22	25	12	3	6	79	68.0
vs Georgetown	11/19/10	59-74	L	17-50	.340	8-21	.381	17-22	.773	7	13	20	28.5	22	10	11	4	6	59	65.8
vs George Mason	11/21/10	82-79	Wot	29-63	.460	5-16	.313	19-29	.655	10	16	26	28.0	21	14	5	2	11	82	69.0
AIR FORCE	11/24/10	66-72	Lot	23-68	.338	8-25	.320	12-21	.571	24	26	50	31.7	21	13	19	3	8	66	68.5
at Xavier	11/27/10	90-94	Lot	34-73	.466	6-18	.333	16-20	.800	10	19	29	31.3	30	25	11	3	7	90	71.6
UNC GREENSBORO	12/02/10	92-70	W	32-59	.542	13-22	.591	15-18	.833	13	25	38	32.1	20	25	14	3	7	92	74.1
at Elon	12/04/10	75-69	W	25-56	.446	1-7	.143	24-32	.750	15	21	36	32.6	24	12	11	1	7	75	74.2
at South Carolina	12/11/10	53-64	L	17-52	.327	5-15	.333	14-20	.700	10	19	29	32.2	17	13	17	1	8	53	72.1
HIGH POINT	12/18/10	79-65	W	27-41	.659	7-10	.700	18-28	.643	5	19	24	31.5	20	19	21	1	7	79	72.7
at VCU	12/29/10	66-75	L	23-49	.469	7-13	.538	13-20	.650	11	21	32	31.5	17	15	14	0	5	66	72.2
vs Cornell	12/30/10	80-86	L	30-54	.556	7-15	.467	13-15	.867	8	15	23	30.8	19	18	10	2	6	80	72.8
THE CITADEL	01/06/11	78-60	W	27-55	.491	4-17	.235	20-27	.741	9	20	29	30.7	17	9	7	1	9	78	73.1
COLL. OF CHARLESTON	01/08/11	73-77	L	24-54	.444	3-13	.231	22-29	.759	10	18	28	30.5	16	13	8	0	2	73	73.1
at Georgia Southern	01/12/11	74-65	W	24-41	.585	5-11	.455	21-27	.778	8	18	26	30.3	15	12	14	4	10	74	73.2
at Davidson	01/15/11	69-64	W	22-52	.423	7-13	.538	18-28	.643	9	22	31	30.3	21	10	9	3	9	69	72.9
CHATTANOOGA	01/20/11	88-56	W	34-59	.576	12-21	.571	8-11	.727	8	27	35	30.6	18	18	13	2	8	88	73.8
SAMFORD	01/22/11	81-43	W	31-61	.508	8-19	.421	11-21	.524	20	28	48	31.5	14	17	7	2	8	81	74.2
FURMAN	01/24/11	68-73	Lot	28-67	.418	4-15	.267	8-15	.533	16	19	35	31.7	14	15	11	2	5	68	73.8
at Appalachian State	01/27/11	74-65	W	24-56	.429	2-13	.154	24-29	.828	14	22	36	31.9	17	16	7	1	7	74	73.9
WESTERN CAROLINA	01/29/11	75-66	W	30-52	.577	3-12	.250	12-23	.522	9	24	33	31.9	22	19	16	5	4	75	73.9
at Coll. of Charleston	02/03/11	54-79	L	22-50	.440	2-8	.250	8-14	.571	13	13	26	31.7	11	11	13	0	5	54	73.0
at The Citadel	02/05/11	74-60	W	26-48	.542	6-14	.429	16-25	.640	6	23	29	31.5	24	18	17	5	7	74	73.1
DAVIDSON	02/09/11	58-67	L	22-55	.400	1-4	.250	13-20	.650	13	22	35	31.7	19	10	9	3	9	58	72.5
GEORGIA SOUTHERN	02/12/11	69-61	W	21-42	.500	4-12	.333	23-37	.622	6	17	23	31.3	17	12	16	3	13	69	72.3
at Samford	02/16/11	81-68	W	28-47	.596	7-12	.583	18-29	.621	9	22	31	31.3	26	9	17	5	5	81	72.7
BALL STATE	02/19/11	66-61	W	24-60	.400	8-19	.421	10-19	.526	14	24	38	31.6	15	13	8	6	5	66	72.4
at Chattanooga	02/23/11	97-58	W	35-60	.583	12-23	.522	15-21	.714	14	28	42	31.9	16	21	9	3	6	97	73.3
at Furman	02/26/11	79-65	W	29-58	.500	10-15	.667	11-19	.579	16	19	35	32.0	19	15	7	0	6	79	73.5
vs Appalachian State	03/05/11	69-56	W	28-58	.483	4-9	.444	9-12	.750	12	26	38	32.2	16	8	4	3	1	69	73.3
vs Western Carolina	03/06/11	86-72	W	27-50	.540	4-8	.500	28-35	.800	11	27	38	32.4	18	10	13	3	6	86	73.7
vs Coll. of Charleston	03/07/11	77-67	W	26-56	.464	3-8	.375	22-24	.917	12	23	35	32.5	18	7	9	4	7	77	73.8
vs BYU	03/17/11	66-74	L	22-56	.393	4-19	.211	18-24	.750	7	29	36	32.6	20	12	13	4	4	66	73.6
Wofford College		2502		883-1853	.477	197-493	.400	539-778	.693	372	736	1108	32.6	654	487	404	86	227	2502	73.6
Opponents		2313		796-1787	.445	188-540	.348	533-742	.718	353	720	1073	31.6	675	365	453	110	200	2313	68.0

Games played: 34
Points/game: 73.6
FG Pct: 47.7
3FG Pct: 40.0
FT Pct: 69.3
Blocks/game: 2.5

Rebounds/game: 32.6
Assists/game: 14.3
Turnovers/game: 11.9
Assist/turnover ratio: 1.2
Steals/game: 6.7

SCORE BY PERIODS

	1st	2nd	OT	OT2	OT3	Total
Wofford College	1162	1279	46	9	6	2502
Opponents	1042	1198	54	9	10	2313

	WOF	OPP
SCORING	2502	2313
Points per game	73.6	68.0
Scoring margin	+5.6	-
FIELD GOALS-ATT	883-1853	796-1787
Field goal pct	.477	.445
3 POINT FG-ATT	197-493	188-540
3-point FG pct	.400	.348
3-pt FG made per game	5.8	5.5
FREE THROWS-ATT	539-778	533-742
Free throw pct	.693	.718
REBOUNDS	1108	1073
Rebounds per game	32.6	31.6
Rebounding margin	+1.0	-
ASSISTS	487	365
Assists per game	14.3	10.7
TURNOVERS	404	453
Turnovers per game	11.9	13.3
Turnover margin	+1.4	-
Assist/turnover ratio	1.2	0.8
STEALS	227	200
Steals per game	6.7	5.9
BLOCKS	86	110
Blocks per game	2.5	3.2
ATTENDANCE	20608	110419
Home games-Avg/Game	12-1717	14-4786
Neutral site-Avg/Game	-	8-5428

INDIVIDUAL STATISTICS

ALL GAMES

Player	GP-GS	Min--Avg	--TOTAL--		--3-PTS--		FT-FTA	Pct	---REBOUNDS---				PF	FO	A	TO	Blk	Stl	Pts	Avg
			FG-FGA	Pct	3FG-FGA	Pct			Off	Def	Tot	Avg								
42 DAHLMAN, Noah	34-34	1065-31.3	255-417	.612	0-1	.000	172-227	.758	94	98	192	5.6	75	4	41	41	12	26	682	20.1
01 RUNDLES, Cameron	34-34	1124-33.1	155-356	.435	75-188	.399	89-134	.664	12	117	129	3.8	75	0	85	51	3	39	474	13.9
05 DIGGS, Jamar	33-33	1062-32.2	143-337	.424	27-77	.351	102-134	.761	14	89	103	3.1	96	6	102	58	27	59	415	12.6
10 GILTNER, Kevin	34-1	711-20.9	71-167	.425	52-125	.416	17-31	.548	7	41	48	1.4	59	0	21	25	1	18	211	6.2
35 LOESING, Brad	34-33	1048-30.8	74-176	.420	31-73	.425	32-36	.889	9	40	49	1.4	93	2	109	74	4	27	211	6.2
41 JOHNSON, Tim	34-33	973-28.6	80-180	.444	0-0	.000	45-101	.446	112	176	288	8.5	104	2	86	70	19	43	205	6.0
50 MARTIN, Terry	34-2	512-15.1	64-140	.457	1-4	.250	69-92	.750	48	67	115	3.4	102	5	22	46	8	12	198	5.8
2 PARKER, Nathan	12-0	114-9.5	9-17	.529	3-6	.500	5-9	.556	9	17	26	2.2	13	0	5	13	7	1	26	2.2
21 CROWELL, Drew	28-0	181-6.5	20-28	.714	0-0	.000	0-0	.000	10	16	26	0.9	14	0	4	3	4	0	40	1.4
13 WAGENER, Taylor	13-0	52-4.0	3-10	.300	3-10	.300	6-9	.667	3	4	7	0.5	8	0	7	9	0	0	15	1.2
15 STEELMAN, Matt	14-0	36-2.6	5-11	.455	5-9	.556	0-0	.000	0	2	2	0.1	6	0	2	1	0	0	15	1.1
40 McQUEEN, Cameron	4-0	9-2.3	1-3	.333	0-0	.000	0-0	.000	2	2	4	1.0	1	0	0	2	0	0	2	0.5
14 SMITH, Aerris	11-0	31-2.8	2-8	.250	0-0	.000	1-3	.333	2	2	4	0.4	2	0	1	0	0	0	5	0.5
25 TECKLENBURG, J.	12-0	32-2.7	1-3	.333	0-0	.000	1-2	.500	0	3	3	0.3	5	0	2	5	1	2	3	0.3
TEAM									50	62	112	3.3	1			6			0	
TOTAL	34		883-1853	.477	197-493	.400	539-778	.693	372	736	1108	32.6	654	19	487	404	86	227	2502	73.6
OPPONENTS	34		796-1787	.445	188-540	.348	533-742	.718	353	720	1073	31.6	675	-	365	453	110	200	2313	68.0

SCORE BY PERIODS:	1st	2nd	OT	OT2	OT3	Total
Wofford College	1162	1279	46	9	6	2502
Opponents	1042	1198	54	9	10	2313

DEADBALL REBOUNDS:	OFF	DEF	TOTAL
Wofford College	113	5	118
Opponents	105	4	109

SOUTHERN CONFERENCE GAMES

Player	GP-GS	Min--Avg	--TOTAL--		--3-PTS--		FT-FTA	Pct	---REBOUNDS---				PF	FO	A	TO	Blk	Stl	Pts	Avg
			FG-FGA	Pct	3FG-FGA	Pct			Off	Def	Tot	Avg								
42 DAHLMAN, Noah	18-18	542-30.1	154-228	.675	0-0	.000	77-105	.733	54	52	106	5.9	36	1	18	17	5	14	385	21.4
01 RUNDLES, Cameron	18-18	573-31.8	83-188	.441	40-95	.421	56-83	.675	8	66	74	4.1	36	0	44	23	1	24	262	14.6
05 DIGGS, Jamar	18-18	567-31.5	71-167	.425	14-38	.368	54-74	.730	2	39	41	2.3	50	2	56	28	15	29	210	11.7
10 GILTNER, Kevin	18-0	350-19.4	42-94	.447	29-69	.420	15-26	.577	7	20	27	1.5	24	0	10	15	1	11	128	7.1
50 MARTIN, Terry	18-1	270-15.0	34-72	.472	0-1	.000	36-48	.750	26	30	56	3.1	54	4	8	25	3	7	104	5.8
35 LOESING, Brad	18-17	539-29.9	35-81	.432	12-31	.387	20-24	.833	5	23	28	1.6	49	2	66	37	2	17	102	5.7
41 JOHNSON, Tim	18-18	491-27.3	37-92	.402	0-0	.000	19-47	.404	59	93	152	8.4	49	0	46	35	9	22	93	5.2
2 PARKER, Nathan	7-0	72-10.3	6-8	.750	3-4	.750	2-6	.333	4	9	13	1.9	9	0	4	11	5	1	17	2.4
21 CROWELL, Drew	15-0	117-7.8	13-18	.722	0-0	.000	0-0	.000	9	12	21	1.4	9	0	2	1	1	0	26	1.7
15 STEELMAN, Matt	11-0	23-2.1	4-8	.500	4-6	.667	0-0	.000	0	2	2	0.2	2	0	1	0	0	0	12	1.1
13 WAGENER, Taylor	11-0	34-3.1	2-7	.286	2-7	.286	6-8	.750	3	1	4	0.4	6	0	4	5	0	0	12	1.1
40 McQUEEN, Cameron	2-0	4-2.0	1-1	1.000	0-0	.000	0-0	.000	1	0	1	0.5	0	0	0	2	0	0	2	1.0
14 SMITH, Aerris	9-0	21-2.3	2-6	.333	0-0	.000	1-2	.500	2	1	3	0.3	1	0	1	0	0	0	5	0.6
25 TECKLENBURG, J.	10-0	22-2.2	0-2	.000	0-0	.000	1-2	.500	0	1	1	0.1	4	0	2	3	1	2	1	0.1
TEAM									28	39	67	3.7	1			3			0	
TOTAL	18		484-972	.498	104-251	.414	287-425	.675	208	388	596	33.1	330	9	262	205	43	127	1359	75.5
OPPONENTS	18		399-917	.435	95-301	.316	273-364	.750	176	343	519	28.8	345	-	173	247	48	95	1166	64.8

SCORE BY PERIODS:	1st	2nd	OT	Total
Wofford College	657	696	6	1359
Opponents	525	630	11	1166

DEADBALL REBOUNDS:	OFF	DEF	TOTAL
Wofford College	74	3	77
Opponents	42	1	43

INDIVIDUAL STATISTICS

Opponent	Date	Score	WL	1 RUNDLES	2 PARKER	5 DIGGS	10 GILTNER	13 WAGENER	14 SMITH	15 STEELMAN	21 CROWELL	25 TECKLEBURG
at Minnesota	11/12/10	55-69	L	14-2-2	DNP	10-5-1	0-1-2	DNP	DNP	0-0-0	DNP	DNP
at Clemson	11/15/10	70-78	L	10-4-1	DNP	6-1-3	6-1-0	DNP	DNP	DNP	0-1-0	DNP
vs USC Upstate	11/18/10	79-61	W	3-4-4	DNP	18-5-7	13-0-0	0-1-2	0-1-0	3-0-1	6-0-0	2-2-0
vs Georgetown	11/19/10	59-74	L	6-3-2	DNP	10-3-4	3-0-0	DNP	DNP	DNP	DNP	DNP
vs George Mason	11/21/10	82-79	WOT	26-3-1	DNP	23-2-5	0-1-1	DNP	DNP	DNP	0-0-0	DNP
AIR FORCE	11/24/10	66-72	LOT	13-2-3	DNP	20-8-2	0-1-1	DNP	DNP	DNP	2-0-0	DNP
at Xavier	11/27/10	90-94	LOT	10-4-4	DNP	15-4-1	8-2-4	DNP	DNP	DNP	2-2-0	DNP
UNC GREENSBORO	12/02/10	92-70	W	24-2-5	DNP	10-3-3	18-4-1	3-1-2	0-1-0	0-0-1	2-0-0	1-1-0
at Elon	12/04/10	75-69	W	11-5-3	DNP	10-4-2	3-1-0	DNP	DNP	0-0-0	2-1-0	DNP
at South Carolina	12/11/10	53-64	L	20-5-2	DNP	9-3-3	3-2-0	DNP	DNP	DNP	DNP	DNP
HIGH POINT	12/18/10	79-65	W	7-3-2	DNP	DNP	18-0-2	3-2-1	0-0-0	0-0-0	2-0-1	0-0-0
at VCU	12/29/10	66-75	L	9-4-4	DNP	13-8-5	6-1-0	DNP	DNP	DNP	0-0-0	DNP
vs Cornell	12/30/10	80-86	L	20-1-6	DNP	10-4-4	9-0-0	DNP	DNP	DNP	0-0-0	DNP
THE CITADEL	01/06/11	78-60	W	12-5-2	DNP	12-3-2	13-2-1	2-0-0	0-0-0	0-1-0	0-1-0	0-0-0
COLL. OF CHARLESTON	01/08/11	73-77	L	10-2-2	DNP	23-2-3	2-0-1	DNP	DNP	DNP	DNP	DNP
at Georgia Southern	01/12/11	74-65	W	7-3-1	DNP	4-3-4	11-1-0	DNP	DNP	DNP	0-0-0	DNP
at Davidson	01/15/11	69-64	W	22-4-1	DNP	8-1-4	6-2-0	0-0-1	DNP	DNP	0-0-0	DNP
CHATTANOOGA	01/20/11	88-56	W	23-7-7	DNP	24-3-3	6-2-0	0-0-0	0-0-1	3-1-0	4-0-0	0-0-0
SAMFORD	01/22/11	81-43	W	4-6-3	DNP	14-1-2	13-3-0	0-3-1	2-2-0	3-0-0	2-6-1	0-0-0
FURMAN	01/24/11	68-73	LOT	7-5-0	DNP	14-2-4	8-3-0	DNP	DNP	DNP	DNP	DNP
at Appalachian State	01/27/11	74-65	W	14-8-2	DNP	5-2-3	10-1-0	DNP	DNP	DNP	8-5-1	DNP
WESTERN CAROLINA	01/29/11	75-66	W	19-4-2	DNP	5-4-0	5-1-0	DNP	DNP	DNP	0-1-0	DNP
at Coll. of Charleston	02/03/11	54-79	L	9-2-2	2-1-0	7-3-3	0-0-1	5-0-0	DNP	0-0-0	0-0-0	0-0-1
at The Citadel	02/05/11	74-60	W	19-3-5	1-3-1	11-0-4	7-2-2	2-0-0	0-0-0	0-0-0	0-1-0	0-0-0
DAVIDSON	02/09/11	58-67	L	13-5-0	0-0-1	13-3-4	5-1-2	DNP	DNP	DNP	DNP	DNP
GEORGIA SOUTHERN	02/12/11	69-61	W	13-1-4	0-0-0	16-2-4	3-0-0	0-0-0	0-0-0	0-0-0	2-0-0	0-0-0
at Samford	02/16/11	81-68	W	17-5-1	2-5-0	14-0-3	6-2-1	0-0-0	0-0-0	3-0-0	2-0-0	0-0-0
BALL STATE	02/19/11	66-61	W	13-4-3	0-0-0	12-2-3	6-4-0	DNP	DNP	DNP	0-0-0	DNP
at Chattanooga	02/23/11	97-58	W	21-3-2	6-3-1	11-4-4	5-1-0	0-0-0	3-0-0	3-0-0	4-4-0	0-0-1
at Furman	02/26/11	79-65	W	17-4-2	6-1-1	9-1-4	7-1-1	0-0-0	0-0-0	0-0-0	0-2-0	0-0-0
vs Appalachian State	03/05/11	69-56	W	12-3-1	0-2-0	11-1-1	3-3-0	DNP	DNP	DNP	0-1-1	DNP
vs Western Carolina	03/06/11	86-72	W	17-5-1	7-7-1	17-7-5	8-1-0	DNP	DNP	DNP	2-1-0	DNP
vs Coll. of Charleston	03/07/11	77-67	W	21-5-2	2-4-0	17-6-1	0-0-0	DNP	DNP	DNP	0-0-0	DNP
vs BYU	03/17/11	66-74	L	11-3-3	0-0-0	14-3-1	0-4-1	DNP	DNP	DNP	0-0-0	DNP

Opponent	Date	Score	WL	35 LOESING	40 MCQUEEN	41 JOHNSON	42 DAHLMAN	50 MARTIN
at Minnesota	11/12/10	55-69	L	2-1-1	DNP	10-13-2	15-3-1	4-4-1
at Clemson	11/15/10	70-78	L	14-1-3	DNP	9-6-2	17-3-2	8-5-2
vs USC Upstate	11/18/10	79-61	W	2-0-2	0-3-0	10-9-9	17-6-0	5-3-0
vs Georgetown	11/19/10	59-74	L	14-0-2	DNP	6-3-1	19-4-1	1-3-0
vs George Mason	11/21/10	82-79	WOT	4-1-2	DNP	5-8-3	11-3-1	13-3-1
AIR FORCE	11/24/10	66-72	LOT	9-2-5	DNP	6-14-1	13-12-0	3-6-1
at Xavier	11/27/10	90-94	LOT	9-1-3	DNP	3-6-6	33-5-5	10-4-2
UNC GREENSBORO	12/02/10	92-70	W	7-0-3	2-1-0	5-14-5	16-3-2	4-5-3
at Elon	12/04/10	75-69	W	4-1-4	DNP	1-8-1	37-8-2	7-2-0
at South Carolina	12/11/10	53-64	L	2-1-5	DNP	2-11-0	14-3-2	3-3-1
HIGH POINT	12/18/10	79-65	W	11-3-8	0-0-0	14-8-2	18-3-2	6-2-1
at VCU	12/29/10	66-75	L	8-0-2	DNP	5-9-2	13-5-1	12-2-1
vs Cornell	12/30/10	80-86	L	4-1-2	DNP	10-11-5	25-4-0	2-0-1
THE CITADEL	01/06/11	78-60	W	10-0-3	0-0-0	8-4-1	15-9-0	6-3-0
COLL. OF CHARLESTON	01/08/11	73-77	L	3-2-4	DNP	8-6-2	25-11-0	2-1-1
at Georgia Southern	01/12/11	74-65	W	7-1-4	DNP	4-6-3	26-6-0	15-4-0
at Davidson	01/15/11	69-64	W	9-3-1	DNP	3-8-3	13-7-0	8-4-0
CHATTANOOGA	01/20/11	88-56	W	2-3-4	DNP	2-9-1	22-5-1	2-1-1
SAMFORD	01/22/11	81-43	W	1-1-4	DNP	6-13-4	24-4-2	12-6-0
FURMAN	01/24/11	68-73	LOT	5-5-7	DNP	4-8-3	24-4-1	6-2-0
at Appalachian State	01/27/11	74-65	W	4-1-4	DNP	6-6-3	23-6-3	4-1-0
WESTERN CAROLINA	01/29/11	75-66	W	7-2-8	DNP	2-7-4	34-4-3	3-3-2
at Coll. of Charleston	02/03/11	54-79	L	0-1-1	DNP	7-5-3	22-9-0	2-2-0
at The Citadel	02/05/11	74-60	W	4-1-5	DNP	2-10-0	22-5-0	6-4-1
DAVIDSON	02/09/11	58-67	L	4-0-2	DNP	7-13-0	11-6-1	5-4-0
GEORGIA SOUTHERN	02/12/11	69-61	W	5-1-2	DNP	4-9-2	17-4-0	9-3-0
at Samford	02/16/11	81-68	W	7-1-1	DNP	7-7-2	21-3-1	2-3-0
BALL STATE	02/19/11	66-61	W	3-1-1	DNP	11-13-3	21-7-3	0-3-0
at Chattanooga	02/23/11	97-58	W	13-2-6	DNP	6-9-6	23-8-1	2-3-0
at Furman	02/26/11	79-65	W	10-3-3	DNP	11-10-3	10-4-1	9-5-0
vs Appalachian State	03/05/11	69-56	W	12-4-2	DNP	6-7-1	21-6-2	4-8-0
vs Western Carolina	03/06/11	86-72	W	4-1-1	DNP	4-4-0	18-4-1	9-7-1
vs Coll. of Charleston	03/07/11	77-67	W	4-2-2	DNP	9-3-0	20-9-2	4-3-0
vs BYU	03/17/11	66-74	L	7-2-2	DNP	2-11-3	22-9-0	10-3-2

SUPERLATIVES

WOFFORD INDIVIDUAL

POINTS	37	DAHLMAN, Noah at Elon (12/04/10)
	34	DAHLMAN, Noah vs Western Carolina (01/29/11)
	33	DAHLMAN, Noah at Xavier (11/27/10)
	26	DAHLMAN, Noah at Georgia Southern (01/12/11)
FIELD GOALS MADE	15	RUNDLES, Cameron vs George Mason (11/21/10)
	13	DAHLMAN, Noah vs Western Carolina (01/29/11)
	13	DAHLMAN, Noah at Elon (12/04/10)
FIELD GOAL ATT.	22	DAHLMAN, Noah at Xavier (11/27/10)
	19	DAHLMAN, Noah at Elon (12/04/10)
FG PCT (MIN 5 MADE)	1.000 (10-10)	DAHLMAN, Noah at Georgia Southern (01/12/11)
	.882 (15-17)	DAHLMAN, Noah vs Western Carolina (01/29/11)
3-POINT FG MADE	6	GILTNER, Kevin vs UNC Greensboro (12/02/10)
	5	RUNDLES, Cameron at Chattanooga (02/23/11)
	5	RUNDLES, Cameron vs Chattanooga (01/20/11)
	5	RUNDLES, Cameron vs UNC Greensboro (12/02/10)
3-POINT FG ATT.	11	RUNDLES, Cameron vs Air Force (11/24/10)
	9	RUNDLES, Cameron vs BYU (3/17/11)
3-PT FG PCT (MIN 2 MADE)	1.000 (2-2)	LOESING, Brad vs Appalachian State (03/05/11)
	1.000 (2-2)	PARKER, Nathan at Furman (02/26/11)
	1.000 (2-2)	LOESING, Brad at Furman (02/26/11)
	1.000 (2-2)	LOESING, Brad at VCU (12/29/10)
FREE THROWS MADE	11	DAHLMAN, Noah vs Coll. of Charleston (01/08/11)
	11	DAHLMAN, Noah at Elon (12/04/10)
	11	DAHLMAN, Noah at Xavier (11/27/10)
FREE THROW ATT.	15	DAHLMAN, Noah vs BYU (3/17/11)
	14	DAHLMAN, Noah vs Coll. of Charleston (01/08/11)
	14	DAHLMAN, Noah at Elon (12/04/10)
FT PCT (MIN 3 MADE)	1.000 (8-8)	RUNDLES, Cameron at Appalachian State (01/27/11)
	1.000 (6-6)	DAHLMAN, Noah vs Coll. of Charleston (03/07/11)
	1.000 (5-5)	MARTIN, Terry at Georgia Southern (01/12/11)
	1.000 (4-4)	GILTNER, Kevin at Appalachian State (01/27/11)
	1.000 (4-4)	RUNDLES, Cameron at Davidson (01/15/11)
	1.000 (4-4)	DIGGS, Jamar at Georgia Southern (01/12/11)
	1.000 (4-4)	LOESING, Brad vs UNC Greensboro (12/02/10)
	1.000 (4-4)	MARTIN, Terry at Clemson (11/15/10)
	1.000 (3-3)	DIGGS, Jamar vs BYU (3/17/11)
	1.000 (3-3)	DAHLMAN, Noah vs Cornell (12/30/10)
	1.000 (3-3)	DIGGS, Jamar at Xavier (11/27/10)
REBOUNDS	14	JOHNSON, Tim vs UNC Greensboro (12/02/10)
	14	JOHNSON, Tim vs Air Force (11/24/10)
ASSISTS	9	JOHNSON, Tim vs USC Upstate (11/18/10)
	8	LOESING, Brad vs Western Carolina (01/29/11)
	8	LOESING, Brad vs High Point (12/18/10)
STEALS	6	DIGGS, Jamar vs Chattanooga (01/20/11)
	5	DIGGS, Jamar at Minnesota (11/12/10)
BLOCKED SHOTS	4	DIGGS, Jamar vs Western Carolina (01/29/11)
TURNOVERS	7	LOESING, Brad vs Air Force (11/24/10)
	6	LOESING, Brad vs Georgia Southern (02/12/11)
FOULS	5	MARTIN, Terry at Chattanooga (02/23/11)
	5	MARTIN, Terry at Samford (02/16/11)
	5	LOESING, Brad vs Georgia Southern (02/12/11)
	5	MARTIN, Terry vs Davidson (02/09/11)
	5	DIGGS, Jamar vs Western Carolina (01/29/11)
	5	DAHLMAN, Noah vs Furman (01/24/11)
	5	DAHLMAN, Noah vs Cornell (12/30/10)
	5	LOESING, Brad at Elon (12/04/10)
	5	DIGGS, Jamar at Elon (12/04/10)
	5	MARTIN, Terry at Elon (12/04/10)
	5	MARTIN, Terry at Xavier (11/27/10)
	5	DIGGS, Jamar at Xavier (11/27/10)
	5	JOHNSON, Tim at Xavier (11/27/10)
	5	DAHLMAN, Noah vs Air Force (11/24/10)
	5	DAHLMAN, Noah vs George Mason (11/21/10)
	5	DIGGS, Jamar vs Georgetown (11/19/10)
	5	DIGGS, Jamar at Clemson (11/15/10)
	5	JOHNSON, Tim at Clemson (11/15/10)

WOFFORD TEAM

POINTS	97	at Chattanooga (02/23/11)
	92	UNC GREENSBORO (12/02/10)
	90	at Xavier (11/27/10)
	88	CHATTANOOGA (01/20/11)
FIELD GOALS MADE	35	at Chattanooga (02/23/11)
	34	CHATTANOOGA (01/20/11)
	34	at Xavier (11/27/10)
FIELD GOAL ATTEMPTS	73	at Xavier (11/27/10)
	68	AIR FORCE (11/24/10)
FIELD GOAL PERCENTAGE	.659 (27-41)	HIGH POINT (12/18/10)
	.596 (28-47)	at Samford (02/16/11)
3 PT FIELD GOALS MADE	13	UNC GREENSBORO (12/02/10)
	12	at Chattanooga (02/23/11)
	12	CHATTANOOGA (01/20/11)
3 PT FG ATTEMPTS	25	AIR FORCE (11/24/10)
	23	at Chattanooga (02/23/11)
3 PT FG PERCENTAGE	.700 (7-10)	HIGH POINT (12/18/10)
	.667 (10-15)	at Furman (02/26/11)
FREE THROWS MADE	28	vs Western Carolina (03/06/11)
	24	at Appalachian State (01/27/11)
	24	at Elon (12/04/10)
FREE THROW ATTEMPTS	37	GEORGIA SOUTHERN (02/12/11)
	35	vs Western Carolina (03/06/11)
FREE THROW PERCENTAGE	.917 (22-24)	vs Coll. of Charleston (03/07/11)
	.867 (13-15)	vs Cornell (12/30/10)
REBOUNDS	50	AIR FORCE (11/24/10)
	48	SAMFORD (01/22/11)
ASSISTS	25	UNC GREENSBORO (12/02/10)
	25	at Xavier (11/27/10)
	25	vs USC Upstate (11/18/10)
STEALS	13	GEORGIA SOUTHERN (02/12/11)
	11	vs George Mason (11/21/10)
BLOCKED SHOTS	6	BALL STATE (02/19/11)
	5	at Samford (02/16/11)
	5	at The Citadel (02/05/11)
	5	WESTERN CAROLINA (01/29/11)
TURNOVERS	21	HIGH POINT (12/18/10)
	19	AIR FORCE (11/24/10)
FOULS	30	at Xavier (11/27/10)
	26	at Samford (02/16/11)
	26	at Clemson (11/15/10)

MISCELLANEOUS STATS

GAMES LEADING OR TYING FOR TEAM-HIGH SCORING HONORS

25	Noah Dahlman
7	Cameron Rundles
4	Jamar Diggs
1	Kevin Giltner

GAMES LEADING OR TYING FOR TEAM-HIGH REBOUNDING HONORS

26	Tim Johnson
7	Noah Dahlman
1	Cameron Rundles
1	Terry Martin

DOUBLE-DOUBLES

Tim Johnson	10 points, 13 rebounds at Minnesota, 11/12/10
Noah Dahlman	13 points, 12 rebounds vs. Air Force, 11/24/10
Tim Johnson	10 points, 11 rebounds vs. Cornell, 12/30/10
Noah Dahlman	25 points, 11 rebounds vs. College of Charleston, 1/8/11
Tim Johnson	11 points, 13 rebounds vs. Ball State, 2/19/11
Tim Johnson	11 points, 10 rebounds at Furman, 2/26/11

20-POINT SCORING GAMES

16	Noah Dalman
8	Cameron Rundles
4	Jamar Diggs

DOUBLE-FIGURE REBOUNDING GAMES

12	Tim Johnson
2	Noah Dahlman

THE LAST TIME

A player scored 30 or more points:

WOFFORD: 34, Noah Dahlman vs. Western Carolina, January 29, 2011
 OPP: 32, Jimmer Fredette, BYU, March 17, 2011

A player scored 35 or more points:

WOFFORD: 37, Noah Dahlman at Elon, December 4, 2010
 OPP: 41, Charles Garcia, Seattle, November 28, 2009

A player scored 40 or more points:

WOFFORD: 40, Ian Chadwick at Georgia Southern, Jan. 2, 2001
 OPP: 41, Charles Garcia, Seattle, November 28, 2009

Two or more players scored 20 or more points:

WOFFORD: Noah Dahlman (20), Cameron Rundles (21) vs. College of Charleston, March 7, 2011
 OPP: Drew Ferry (25) and Chris Wroblewski (21), Cornell, December 30, 2010

Three or more players scored 20 or more points:

WOFFORD: Noah Dahlman (22), Jamar Diggs (24), Cameron Rundles (23) vs. Chattanooga, Jan. 20, 2011
 OPP: Jamel McLean (22), Mark Lyons (25), Tu Holloway (28) at Xavier, November 27, 2010

Two or more players scored 25 or more points:

WOFFORD: Mike Lenzy (27), Justin Stephens (26) vs. Georgia Southern, Feb. 9, 2002
 OPP: Mark Lyons (25), Tu Holloway (28) at Xavier, November 27, 2010

Three or more players scored 25 or more points:

WOFFORD: Greg O'Dell (31), Stephon Blanding (25), Steve Tomasovich (25) vs. Pfeiffer, Dec. 10, 1988
 OPP: Prior to 1988-89

Two or more players scored 30 or more points:

WOFFORD: Twitty Carpenter (35), Don Fowler (31) vs. Erskine, Feb. 23, 1957
 OPP: Tim Wallen (32), Bryan Therriault (30), Elon, Jan. 10, 1994

A team had five players score in double figures:

WOFFORD: vs. The Citadel, January 6, 2011 (Loesing, Diggs, Dahlman, Giltner, Rundles)
 OPP: at Georgia Southern, January 12, 2011 (Hewitt, James, Drayton, Ferguson, Bussey)

A team had six players score in double figures:

WOFFORD: vs. The Citadel, March 1, 2008
 OPP: Chattanooga, Feb. 6, 2006

A player scored 20 or more points coming off the bench:

WOFFORD: Cameron Rundles, 20 points, vs. Appalachian State, March 8, 2010
 OPP: Drew Ferry, 25 points, Cornell, December 30, 2010

A player scored 20 points and grabbed 20 rebounds:

WOFFORD: Howard Wilkerson (29 pts, 20 rebs) vs. Appalachian St., Jan 10, 2004
 OPP: Travis Watson, Virginia (21 pts, 20 rebs), Jan. 2, 2003

A team had two players with double-doubles:

WOFFORD: Noah Dahlman (21 pts, 10 rebs), Tim Johnson (11 pts, 12 rebs) at GSU, Feb. 20, 2010
 OPP: Jamel McLean (22 pts, 12 rebs), Kenny Frease (12 pts, 18 rebs) at Xavier, Novmber 27, 2010

A team had three players with double-doubles:

WOFFORD: Howard Wilkerson (14 pts, 10 rebs), Tyler Berg (18 pts, 14 rebs),
 Drew Gibson (10 pts, 12 assts) vs. UNC Greensboro, Jan. 30, 2006

A player grabbed 15 or more rebounds:

WOFFORD: 15, Tim Johnson vs. College of Charleston, February 25, 2010
 OPP: 16, Mike Groselle, The Citadel, January 6, 2011

A player grabbed 18 or more rebounds:

WOFFORD: 20, Howard Wilkerson at Appalachian St., Jan. 10, 2004
 OPP: 18, Kenny Frease, Xavier, November 27, 2010

A player grabbed 20 or more rebounds:

WOFFORD: 20, Howard Wilkerson at Appalachian St., Jan. 10, 2004
 OPP: 20, Travis Watson, Virginia, Jan. 2, 2003

A player had 10 or more assists:

WOFFORD: 11, Jason Dawson, at Navy, January 2, 2009
 OPP: 12, Chris Wroblewski, Cornell, December 30, 2010

A player had five or more steals:

WOFFORD: 6, Jamar Diggs vs. Chattanooga, January 20, 2011
 OPP: 5, David Williams, UNC Greensboro, December 2, 2010

A player had five or more blocked shots:

WOFFORD: 5, Mike Lenzy vs. The Citadel, Jan. 7, 2002
 OPP: 5, Delvon Roe, Michigan State, Dec. 4, 2009

A player had 10 or more field goals:

WOFFORD: 15, Noah Dahlman vs. Western Carolina, January 29, 2011
 OPP: 10, Jimmer Fredette, BYU, March 17, 2011

A player made 10 or more free throws:

WOFFORD: 10, Noah Dahlman vs. BYU, March 17, 2011
 OPP: 10, Jimmer Fredette, BYU, March 17, 2011

A player made five or more 3-point field goals:

WOFFORD: 5, Cameron Rundles at Chattanooga, February 23, 2011
 OPP: 5, Brandon McKillop, vs. Davidson, February 9, 2011

A player had a "triple-double":

WOFFORD: Mike Lenzy vs. Chattanooga, Feb. 13, 2001 (21 points, 10 rebounds, 12 assists)

A team scored 100 or more points:

WOFFORD: Dec. 1, 2003, Wofford 102, Toccoa Falls 42
 OPP: Dec. 4, 2003, Texas 103, Wofford 72

A team scored 100 points and lost:

WOFFORD: Jan. 3, 1992, Troy State 114, Wofford 107
 OPP: Dec. 10, 1988, Wofford 107, Pfeiffer 105

A team made 10 or more 3-point field goals:

WOFFORD: 10 at Furman, February 26, 2011
 OPP: 10, by College of Charleston, February 3, 2011

A team shot 55 percent from the field:

WOFFORD: 56.3, at Chattanooga, February 23, 2011 (35-60)
 OPP: 63.8, Cornell, December 30, 2010 (30-47)

A team shot 60 percent or better from the field:

WOFFORD: 65.9, vs. High Point, December 18, 2010 (17-24)
 OPP: 63.8, Cornell, December 30, 2010 (30-47)

A team scored 50 or more points in the first half:

WOFFORD: 54 at N.C. State, November 10, 2006
 OPP: 50, Chattanooga, January 15, 2005 (50-29)

A team won by 35 or more points:

WOFFORD: February 23, 2011, Wofford 97 at Chattanooga 58 (39 points)
 OPP: November 19, 2008, Wofford 40, Clemson 93 (53 points)

A team won by 40 or more points:

WOFFORD: November 19, 2009 vs. Lees-McRae (42 points)
 OPP: November 19, 2008, Wofford 40, Clemson 93 (53 points)

A team won by 50 or more:

WOFFORD: November 21, 2005, Wofford 81, Toccoa Falls 15 (66 pts)
 OPP: December 7, 1977, Appalachian State 120, Wofford 69 (51 points)

2010-11 GAME RESULTS

GAME ONE

Wofford 55, Minnesota 69
Williams Arena
November 12, 2010



MINNEAPOLIS, Minn. – The Wofford men's basketball team opened the season on Friday night with a 69-55 loss to Minnesota at Williams Arena. The Terriers had four players score in double figures, but it was not enough against the Gophers.

Wofford is 0-1 on the season and Minnesota is 1-0. The Terriers were led by Noah Dahlman with 15 points and Tim Johnson had 13 rebounds and ten rebounds for a double-double. Jamar Diggs and Cameron Rundles had 14 and 10 points, respectively. The Gophers leading scorer was Ralph Sampson III with 20 points and he was also the leading rebounder with 13. Trevor Mbakwe also had a double-double for Minnesota.

The Terriers took an early lead at 7-5 four minutes into the game. The Gophers were able to respond with an 11-0 run to take a 16-7 lead with 12:36 left in the first half. The lead was pushed to ten points after a three by Chip Armelin at 19-9. Minnesota kept a double-digit lead until six minutes to go in the half when shots by Jamar Diggs and Tim Johnson cut the advantage to 24-18. The Gophers slowly built the lead back to ten points and at the half Minnesota had a 31-21 lead as the Terriers were held to 26.9% shooting.

Wofford opened the second half with a three by Cameron Rundles to make it a 31-24 game, but six minutes into play the Gophers had extended the lead to 41-27. Buckets by Jamar Diggs and Terry Martin cut the lead back to ten points at the 13:30 mark, but the Gophers answered and built a 51-36 advantage with 9:12 to play.

At the four minute mark, the Terriers cut the lead back to nine points after two free throws by Noah Dahlman. A Minnesota bucket was answered by a lay-up by Noah Dahlman for a 58-49 score with 2:48 remaining, but that was as close as the Terriers would come. The Gophers made free throws down the stretch for the final 69-55 score.

Wofford shot 36.7% from the floor and were 18.8% from three. From the free throw line, the Terriers were 61.5%. Minnesota was 44.6% overall and were 20.0% from behind the arc. They were 64.0% from the line. Minnesota had a 41-31 lead on the boards and Wofford had 15 turnovers in the contest.

Wofford 55												
##	Player	FG	3PT	FT	RB	PF	TP	A	TO	BLK	S	MIN
41	JOHNSON, Tim	f	3-6	0-0	4-10	13	4	10	2	5	0	2 31
42	DAHLMAN, Noah	f	6-12	0-0	3-5	3	3	15	1	1	1	0 35
01	RUNDLES, Cameron	g	4-11	2-7	4-5	2	2	14	2	4	0	2 34
05	DIGGS, Jamar	g	3-10	1-4	3-4	5	4	10	1	2	0	5 31
35	LOESING, Brad	g	1-2	0-0	0-0	1	2	2	1	2	0	0 29
10	GILTNER, Kevin	g	0-3	0-0	0-0	1	4	0	2	0	0	0 24
15	STEELEMAN, Matt	g	0-1	0-1	0-0	0	0	0	0	0	0	0 1
50	MARTIN, Terry	g	1-4	0-1	2-2	4	3	4	1	1	1	0 15
TEAM		2										
Totals.....		18-49 3-16 16-26 31 22 55 10 15 2 9 200										

Minnesota 69												
##	Player	FG	3PT	FT	RB	PF	TP	A	TO	BLK	S	MIN
33	Williams, Rodney	f	2-7	0-3	2-2	2	2	6	4	2	0	2 31
50	Sampson III, Ralph	f	7-14	1-3	5-8	13	2	20	0	0	3	1 32
45	Iverson, Colton	c	4-11	0-0	0-0	9	3	8	1	3	2	2 23
00	Nolen, Al	g	2-4	1-3	3-6	1	3	8	3	3	0	1 33
24	Hoffarber, Blake	g	1-4	0-2	0-0	1	1	2	6	2	0	2 28
13	Ahanmisi, Maverick	0-0	0-0	0-0	0	1	0	1	0	0	0	0 7
15	Walker, Maurice	0-2	0-1	0-0	2	1	0	1	1	1	0	0 7
20	Hollins, Austin	0-2	0-1	0-0	1	1	0	1	1	0	1	0 9
23	Armelin, Chip	4-5	1-2	2-2	2	1	11	0	0	0	0	1 12
32	Mbakwe, Trevor	5-7	0-0	4-7	10	3	14	0	0	0	0	0 18
TEAM		2										
Totals.....		25-56 3-15 16-25 41 18 69 17 13 6 10 200										

Officials: Mike Kitts, Paul Janssen, Bo Boroski
Technical fouls: Wofford College-None. Minnesota-None.
Attendance: 12228

Score by Periods	1st	2nd	Total
Wofford College	21	34	55
Minnesota	31	38	69

GAME TWO

Wofford 70, Clemson 78
Littejohnn Coliseum
November 15, 2010



CLEMSON, S.C. – The Wofford men's basketball team was defeated 78-70 at Clemson on Monday evening in Littlejohn Coliseum. The Terriers were down sixteen points in the first half, but fought back at the end to make it a game late in the second half.

Wofford is 0-2 on the season and Clemson is 2-0. The Terriers were led by Noah Dahlman with a game-high 17 points. Brad Loesing added 14 points, Cameron Rundles had ten points and Tim Johnson had a team-high six rebounds. For Clemson, five Tigers scored in double-figures, led by Jerai Grant with thirteen points and he also led the team with six rebounds.

The Tigers took an early 5-0 lead, but Wofford cut it to one point three minutes into the game. Clemson went on a 6-0 run to extend the advantage and over the next seven minutes were able to push the lead to 22-8 before Brad Loesing hit a three-pointer with 11:35 on the clock. With 7:27 remaining in the first half, the Tigers held a 28-16 lead.

Wofford cut the lead to ten points at 30-20 after a shot by Cameron Rundles, but the Tigers answered with the next four points. After a put-back by Tim Johnson, the Clemson lead was 36-24 with three minutes to go in the half. Clemson had a 40-25 lead with 1:18 left, but Brad Loesing hit a three and a two in the final 45 seconds to make it a 40-30 score at the half.

To open the second half, Jamar Diggs hit a jumper for the Terriers to cut it to an eight point game, but the Tigers scored the next seven points for a 47-32 lead when Wofford called time out. A three by Kevin Giltner made it a ten-point game at 53-43 with 11:27 on the clock and another three by Giltner cut the lead to 55-46 with 9:14 left.

Clemson was able to push the lead back to 61-48 with six minutes left in the game. At the 3:43 mark, the Tigers had a 63-52 advantage. After a bucket by Noah Dahlman, a three by Cameron Rundles with 1:53 on the clock cut the lead to 67-60. It was a free throw contest in the final two minutes of the game as the Terriers were able to chip away at the lead at cut it to six points with only twenty seconds remaining. However the Tigers added two late free throws for the 78-70 final score.

Wofford shot 47.8% from the floor and were 42.9% from three. From the free throw line, the Terriers were 76.9%. Clemson was 52.0% overall and were 36.4% from behind the arc. They were 73.3% from the line. Clemson had a 29 to 25 lead on the boards and Wofford had 17 turnovers in the contest.

Wofford 70												
##	Player	FG	3PT	FT	RB	PF	TP	A	TO	BLK	S	MIN
41	JOHNSON, Tim	f	3-6	0-0	3-4	6	5	9	2	4	1	1 29
42	DAHLMAN, Noah	f	5-8	0-0	7-9	3	4	17	2	4	0	0 30
01	RUNDLES, Cameron	g	3-5	2-3	2-2	4	3	10	1	3	0	0 31
05	DIGGS, Jamar	g	2-6	0-1	2-4	1	5	6	3	3	1	2 32
35	LOESING, Brad	g	5-10	2-5	2-2	1	4	14	3	1	0	1 31
10	GILTNER, Kevin	g	2-5	2-4	0-1	1	1	6	0	1	0	0 25
21	CROWELL, Drew	0-0	0-0	0-0	1	0	0	0	0	0	0	0 6
50	MARTIN, Terry	g	2-6	0-1	4-4	5	4	8	2	1	0	0 16
TEAM		3										
Totals.....		22-46-14 20-26 25 26 70 13 17 2 4 200										

Clemson 78												
##	Player	FG	3PT	FT	RB	PF	TP	A	TO	BLK	S	MIN
31	Booker, Devin	f	4-8	1-2	1-2	4	3	10	0	1	0	1 28
45	Grant, Jerai	f	5-5	0-0	3-5	6	5	13	1	1	1	1 18
02	Stitt, Demontez	g	4-9	0-2	4-6	6	3	12	2	3	0	1 35
05	Smith, Tanner	g	3-6	1-2	0-0	2	5	7	3	0	0	3 26
11	Young, Andre	g	2-7	2-3	5-6	3	3	11	4	1	0	1 37
01	Johnson, Noel	1-2	0-1	0-0	0	3	2	0	0	0	0	0 8
03	Anderson, Zavier	0-0	0-0	0-0	0	0	0	0	0	0	0	0 2
10	Baciu, Catalin	1-1	0-0	0-0	3	0	2	0	2	1	0	4 4
12	Stanton, Cory	1-2	0-0	4-4	1	1	6	2	1	1	2	13
21	Narcisse, Bryan	2-3	0-0	0-1	0	4	0	0	0	0	0	9
24	Jennings, Milton	3-7	0-1	5-7	2	2	11	0	3	0	0	20
TEAM		1										
Totals.....		26-50-11 22-30 29 25 78 12 12 3 9 200										

Officials: Roger Ayers, Les Jones, William Covington
Technical fouls: Wofford College-None. Clemson-None.
Attendance: 7900

Score by Periods	1st	2nd	Total
Wofford College	30	40	70
Clemson	40	38	78

GAME THREE

USC Upstate 61, Wofford 79
Carolina First Arena
November 18, 2010



CHARLESTON, S.C. – The Wofford men's basketball team downed USC Upstate 79-61 in the opening round of the 2010 Charleston Classic on Thursday afternoon. The Terriers will face 20th ranked Georgetown in the second round in a 2:30 pm game Friday that will air on ESPNU.

Wofford is 1-2 on the season and USC Upstate is 0-3. The Terriers were led by Jamar Diggs with 18 points and Noah Dahlman with 17 points. Tim Johnson came up short of the triple-double with ten points, nine assists and nine rebounds. The Spartans were led by Torrey Craig with 13 points, all in the second half.

Jamar Diggs scored the first five points of the game for the Terriers and Wofford was able to take a 12-0 lead after a bucket by Tim Johnson four minutes into the contest. The Spartans got on the board with a three by Tony Dukes at 15:31, but the Terriers were able to extend the lead to 18-3 at the 14:14 mark after two lay-ups by Noah Dahlman.

The Terriers kept up the pressure and a three by Kevin Giltner made it a 28-7 game at the 9:22 mark in the first half. The Spartans cut the lead to 30-9 at 8:31 with only their second field goal of the game. Wofford continued to hold the advantage at 42-21 with 3:10 left in the half. A three by Kevin Giltner made it a 49-23 lead with 37 seconds left, but the Spartans answered with a three by Marquis Sloan with three seconds on the clock for a 49-26 score at the half.

The Spartans scored the first three points of the second half on free throws, but at the first media time out at 15:41, the Terriers had a 51-31 lead. Wofford kept up the pressure and a dunk by Kevin Giltner on a break-away gave the Terriers a 72-38 lead at 8:07 in the second half. With seven minutes left in the game, the Wofford starters took the bench. The Spartans chipped away at the Wofford lead with a couple late three-pointers, but the Terriers came away with the 79-61 win.

Wofford shot 57.1% from the floor and were 50.0% from three. From the free throw line, the Terriers were 58.3%. USC Upstate was 31.1% overall and were 34.8% from behind the arc. They were 55.6% from the line. Rebounds were tied at 38 each and each team had twelve turnovers.

USC Upstate 61												
##	Player	FG	3PT	FT	RB	PF	TP	A	TO	BLK	S	MIN
12	GLENN, Ricardo	f	2-7	0-1	3-7	7	2	7	1	0	0	0 25
32	ROGERS, Chalmers	f	1-4	1-3	0-0	1	3	3	1	0	0	0 17
20	CHAVIS, Josh	g	2-7	2-5	0-0	1	1	6	2	0	0	0 22
25	DUKES, Tony	g	2-7	2-4	0-0	1	4	6	1	4	0	1 19
33	COOK, Garter	g	2-5	0-0	4-6	6	2	8	1	3	0	2 19
01	PORCHEA, Shane	0-2	0-0	1-2	2	1	1	0	0	0	0	0 8
04	HASH, Chandler	1-2	1-2	0-0	1	1	3	0	0	0	0	0 8
11	SLOAN, Marquis	1-7	1-4	4-6	2	0	7	1	0	0	0	0 21
21	UZOCHEKURU, Mezie	2-7	0-1	1-1	4	3	5	0	2	0	0	21
23	CRAIG, Torrey	5-11	1-3	2-3	7	2	13	1	2	0	1	21
34	OLUMUYIWA, Babatunde	1-2	0-0	0-2	4	2	2	2	0	1	2	0 19
TEAM		2										
Totals.....		19-61-23 15-27 38 21 61 8 12 2 4 200										

Wofford 79												
##	Player	FG	3PT	FT	RB	PF	TP	A	TO	BLK	S	MIN
41	JOHNSON, Tim	f	5-8	0-0	0-1	9	3	10	9	2	0	1 26
42	DAHLMAN, Noah	f	7-10	0-0	3-4	6	1	17	0	1	1	0 20
01	RUNDLES, Cameron	g	1-1	1-1	0-0	4	1	3	4	1	0	1 24
05	DIGGS, Jamar	g	6-10	3-4	3-4	5	1	18	7	4	1	3 27
35	LOESING, Brad	g	1-4	0-1	0-0	0	4	2	2	0	0	1 17
10	GILTNER, Kevin	5-10	3-7	0-0	0	2	13	0	0	0	0	0 24
13	WAGENER, Taylor	0-1	0-1	0-1	1	1	0	2	3	0	0	0 7
14	SMITH, Aerris	0-1	0-0	0-1	1	0	0	0	0	0	0	0 8
15	STEELEMAN, Matt	1-2	1-2	0-0	0	3	3	1	1	0	0	0 9
21	CROWELL, Drew	3-4	0-0	0-0	0	2	6	0	0	1	0	0 16
25	TECKLENBURG, J.	1-1	0-0	0-2	1	2	0	0	0	0	0	0 8
40	McQUEEN, Cameron	0-2	0-0	0-0	3	1	0	0	0	0	0	0 3
50	MARTIN, Terry	2-2	0-0	1-1	3	2	5	0	0	0	0	0 11
TEAM		4										
Totals.....		32-56-16 7-12 38 22 79 25 12 3 6 200										

Officials: Tom O'Neil, John Hampton, Mike Sanzere
Technical fouls: USC Upstate-None. Wofford College-None.
Attendance: 1977

Score by Periods	1st	2nd	Total
USC Upstate	26	35	61

GAME FOUR

#20 Georgetown 74, Wofford 59
Carolina First Arena
November 19, 2010



CHARLESTON, S.C. - The Wofford men's basketball team was defeated 74-59 by Georgetown in the semifinals of the 2010 Charleston Classic on Friday afternoon. The Terriers cut the Georgetown lead to five points with ten minutes to go, but a 9-0 run by the Hoyas put the game away.

Wofford is 1-3 on the season and Georgetown is 4-0. The Terriers were led by Noah Dahlman with 19 points and Brad Loesing with 14 points. The 20th ranked Hoyas were led by Chris Wright with 18 points and Julian Vaughn with 12 points and 10 rebounds for the double-double. On Sunday, Wofford will play in the third place game at 5:30 pm in a contest to be televised on ESPN.

The Hoyas took an early 9-0 lead as the Terriers missed their first six shots from the floor. Wofford got on the board with a three by Brad Loesing at 16:30 to make it a 9-3 game. Georgetown pushed the advantage to 15-6 with 14:22 on the clock. Wofford added a three by Jamar Diggs at 10:55 to make it a 17-9 score.

A three by Brad Loesing with 5:42 left in the half cut the lead to 23-14 and Noah Dahlman added two free throws to make it a seven point game. The Hoyas scored the next four points for a 27-16 edge. The lead was ten points for Georgetown after two free throws by Noah Dahlman with ninety seconds left in the half. The Hoyas added a three pointer with two seconds left in the half for a 37-24 lead at the break. The Terriers shot only 23.1% (6-26) in the first half while Georgetown hit 58.3%, including 3-of-5 from three.

Georgetown hit their first shot of the second half to take a 15 points lead. Wofford was able to cut the lead to ten early and back-to-back threes by Brad Loesing made it a 43-37 game at the 15:43 mark when the Hoyas called timeout. Two free throws by Noah Dahlman cut the lead to only five at 46-41, but the Hoyas answered with a three by Chris Wright to make it an eight-point lead with 12:35 left in the second half.

After Wofford cut the lead to five at 50-45, the Hoyas responded with a 9-0 run to push the lead back to 59-45 with 7:30 left in the game. Georgetown had a 67-52 advantage with 3:52 on the clock. Late in the game the Terriers were not able to get any closer to the Hoyas and the final score was 74-59.

Wofford shot only 34.0% from the floor and were 38.1% from three. From the free throw line, the Terriers were 77.3%. Georgetown was 57.1% overall and were 62.5% from behind the arc. They were 77.8% from the line. The Hoyas had a 36 to 20 advantage on the boards.

Georgetown 74												
#	Player	FG	3PT	FT	RB	PF	TP	A	TO	BLK	S	MIN
01	THOMPSON, Hollis f	3-3	0-0	3-4	4	1	9	2	2	0	2	23
22	VAUGHN, Julian f	4-9	0-0	4-4	10	4	12	1	2	4	0	29
04	WRIGHT, Chris g	5-9	2-3	6-8	5	1	18	5	3	0	3	35
15	FREEMAN, Austin g	4-9	1-3	5-6	3	2	14	3	1	0	0	35
21	CLARK, Jason g	2-3	1-1	3-5	1	0	8	0	2	0	0	34
05	STARKS, Markel	1-2	1-1	0-0	1	3	0	2	0	0	1	7
11	SANFORD, Vee	1-1	0-0	0-0	2	0	2	0	0	0	0	3
14	SIMS, Henry	3-3	0-0	0-0	5	4	6	0	1	1	1	10
20	BENIMON, Jerrelle	0-0	0-0	0-0	2	3	0	0	1	0	0	15
23	BOWEN, Aaron	0-0	0-0	0-0	0	0	0	0	0	0	0	0+
34	LUBICK, Nate	1-3	0-0	0-0	0	4	2	0	0	0	0	9
TEAM		4										
Totals.....		24-42	5-8	21-27	36	20	74	11	14	5	7	200

Wofford 59												
#	Player	FG	3PT	FT	RB	PF	TP	A	TO	BLK	S	MIN
41	JOHNSON, Tim f	1-4	0-0	4-6	3	2	6	1	0	2	2	27
42	DAHLMAN, Noah f	6-9	0-0	7-8	4	2	19	1	2	1	0	37
01	RUNDLES, Cameron g	1-9	1-7	3-4	3	1	6	2	2	0	3	38
05	DIGGS, Jamar g	3-10	2-4	2-2	3	5	10	4	2	0	0	26
35	LOESING, Brad g	5-9	4-6	0-0	0	4	14	2	1	1	0	38
10	GILTNER, Kevin	1-6	1-4	0-0	0	4	3	0	1	0	1	18
50	MARTIN, Terry	0-3	0-0	1-2	3	4	1	0	3	0	0	16
TEAM		4										
Totals.....		17-50	21-17	22-20	22	59	10	11	4	6	200	

Officials: Paul Janssen, John Cahill, Les Jones
Technical fouls: Georgetown-None. Wofford College-None.
Attendance: 2148

Score by Periods	1st	2nd	Total
Georgetown	37	37	74
Wofford College	24	35	59

GAME FIVE

George Mason 79, Wofford 82
Carolina First Arena
November 21, 2010



CHARLESTON, S.C. - Wofford needed overtime but defeated George Mason 82-79 in the third place game of the 2010 Charleston Classic at the Carolina First Arena. Jamar Diggs scored eleven points in overtime to propel the Terriers to the win.

Wofford is 2-3 on the season and George Mason is 2-2. The Terriers were led by Cameron Rundles with a career-high 26 points, while Jamar Diggs also had a career-high with 23 points. The Patriots were led by Luke Hancock with 17 points.

Wofford took a 4-3 lead with a bucket by Cameron Rundles. At 15:31, George Mason had an 8-7 advantage. A quick 6-0 run by the Patriots made it a 14-7 game before Jamar Diggs hit a jumper. With 10:31 left in the first half, the Terriers were down 20-11. A 7-0 run by the Terriers, that included five points by Cameron Rundles, cut the lead to 20-18 in just two minutes.

Wofford tied the game at 28 after a bucket from Noah Dahlman in the paint with 2:45 on the clock. The Patriots would go on a 10-3 run to end the half, including a three with one second left by Cam Long for a 38-31 lead at the break.

The Terriers scored first to open the second half, but four minutes into the period the Patriots held a 46-38 advantage. Terry Martin hit two buckets in the paint to cut the lead to 46-42 with 13:57 on the clock. Cameron Rundles rattled in a three at 13:35 to make it a one point game. Jamar Diggs hit a bucket and free throw to tie it up at 48.

A free throw by Noah Dahlman gave the Terriers their first lead of the night at 49-48 with 9:43 on the clock. The score was tied at 51 and 53 before Brad Loesing took a steal down the floor for a bucket and a 55-53 lead with 7:47 left in the second half. Noah Dahlman pushed the lead to 58-54 with a lay-up a minute later. The Patriots scored the next four points to tie it up again at 58.

George Mason took a 61-59 lead with a bucket and free throw by Ryan Pearson with 2:23 remaining, but Wofford tied it with a lay-up by Brad Loesing. The game was tied again at 63. Luke Hancock added two free throws for a 65-63 lead, but Jamar Diggs answered with a lay-up with 17 seconds on the clock to tie it at 65.

In overtime, the Patriots scored first. Jamar Diggs then took over for the Terriers. He hit for eleven points in the extra period, with four of the points coming from the free throw line. Overall, the Terriers were 5-of-6 in overtime as they pulled out an 82-79 victory.

Wofford shot 46.0% from the floor and were 31.3% from three. From the free throw line, the Terriers were 65.5%. George Mason was 46.0% overall and were 33.3% from behind the arc. They were 66.7% from the line. The Patriots had a 52 to 26 advantage on the boards

George Mason 79												
#	Player	FG	3PT	FT	RB	PF	TP	A	TO	BLK	S	MIN
01	Bennett, Paris f	3-4	0-0	1-2	4	2	7	0	2	1	0	20
14	Hancock, Luke f	5-10	0-2	7-9	5	2	17	3	4	0	0	34
22	Morrison, Mike f	2-6	0-0	3-4	9	4	7	3	2	2	0	23
20	Long, Cam g	5-13	1-2	0-0	6	4	11	1	2	0	1	43
45	Cornelius, Andre g	3-10	1-6	1-2	3	1	8	3	3	0	0	28
03	Allen, Bryon	0-3	0-1	0-0	2	0	0	1	0	0	0	9
05	Arledge, Jonathan	2-2	0-0	0-0	1	0	4	0	1	0	0	8
11	Vaughns, Vertrail	2-2	2-2	0-0	0	3	6	0	0	0	0	10
13	Tate, Isaiah	2-3	1-1	0-0	5	4	5	0	1	0	0	16
24	Pearson, Ryan	5-10	0-1	4-7	11	3	14	2	2	2	1	34
TEAM		6										
Totals.....		29-63	15-16	24-52	23	79	13	17	5	2	225	

Wofford 82												
#	Player	FG	3PT	FT	RB	PF	TP	A	TO	BLK	S	MIN
41	JOHNSON, Tim f	2-7	0-0	1-4	8	4	5	3	1	1	2	35
42	DAHLMAN, Noah f	4-9	0-0	3-4	3	5	11	1	1	0	1	23
01	RUNDLES, Cameron g	10-15	4-7	2-3	3	2	26	1	1	0	1	39
05	DIGGS, Jamar g	6-15	1-4	10-13	2	2	23	5	0	0	2	40
35	LOESING, Brad g	2-6	0-2	0-0	1	4	2	0	1	3	36	
10	GILTNER, Kevin	0-4	0-3	0-0	1	2	0	1	0	0	1	20
21	CROWELL, Drew	0-0	0-0	0-0	1	0	0	0	0	0	0	5
50	MARTIN, Terry	5-7	0-0	3-5	3	4	13	1	1	0	1	27
TEAM		5										
Totals.....		29-63	5-16	19-29	26	21	82	14	5	2	11	225

Officials: Les Jones, Patrick Adams, John Hampton
Technical fouls: George Mason-None. Wofford College-None.
Attendance: 4136

Score by Periods	1st	2nd	OT	Total
George Mason	38	27	14	79
Wofford College	31	34	17	82

GAME SIX

Air Force 72, Wofford 66
Benjamin Johnson Arena
November 24, 2010



SPARTANBURG, S.C. - For the second straight game the Wofford College men's basketball team went to overtime, however Air Force defeated the Terriers 72-66 in Benjamin Johnson Arena on Wednesday night. Wofford tied the game with 13 seconds left in regulation, but the Falcons outscored the Terriers 16-10 in overtime.

Wofford is 2-4 on the season and Air Force is 3-1. The Terriers were led by Jamar Diggs with 20 points, while Noah Dahlman and Cameron Rundles added 13 each. Tim Johnson had 14 rebounds. The Falcons were led by Tom Fow and Michael Lyons with 18 points each and Evan Washington with 14 points and six rebounds.

The Terriers scored first, but the Falcons went on a 9-0 run to take a 9-2 lead at the 15:53 mark. Wofford slowly chipped away at the lead and after back-to-back threes by Cameron Rundles and Brad Loesing the score was 14-13 for Air Force with 9:12 on the clock. Jamar Diggs tied the game on the next possession for Wofford at 15 and a three by Brad Loesing with 6:45 left in the first half gave the Terriers an 18-17 lead. Air Force answered with an 8-0 run that included two three pointers by Tom Fow. At the half, the Falcons led 32-26.

To open the second half, Noah Dahlman hit a lay-up and free throw to cut the lead to 33-29. The Falcons were able to push the advantage back to eight points after a three by Derek Brooks at 14:14 for a 34-42 score. Wofford would make it a three-point game twice, but Air Force responded with threes.

With 4:42 left in the second half, Jamar Diggs hit a jumper, followed by a bucket from Cameron Rundles to make it a 52-50 game. It was a one-point advantage for the Falcons with 2:01 on the clock after two free throws by Jamar Diggs. Evan Washington made one of two free throws with 24 seconds left for a 56-54 lead, but Jamar Diggs hit a jumper with 16 seconds on the clock to tie the game. A final shot by Air Force was blocked by Diggs, sending the game to overtime.

In overtime, Wofford scored first with a three by Jamar Diggs for the lead. The Falcons would then score the next eight points for a 64-59 lead with 1:48 left on the clock. Wofford was able to cut the lead to three, but Air Force hit enough free throws down the stretch to secure the 72-66 win. The Terriers were only 3-of-12 in the overtime period, while Air Force was 4-of-4.

Wofford shot 33.8% from the floor and were 32.0% from three. From the free throw line, the Terriers were 57.1%. Air Force was 51.1% overall and were 50.0% from behind the arc. They were 62.1% from the line. The Terriers had a 50 to 27 advantage on the boards, but Wofford committed 19 turnovers.

Air Force 72												
#	Player	FG	3PT	FT	RB	PF	TP	A	TO	BLK	S	MIN
20	FOW, Tom f	6-10	4-7	2-3	4	0	18	1	2	0	4	40
34	BROEKHUIS, Taylorf	3-6	0-0	1-3	4	4	7	1	2	0	0	32
35	WASHINGTON, Evan f	3-9	0-0	8-14	6	4	14	2	4	0	3	39
10	FLEITCHER, Todd g	0-0	0-0	1-2	2	4	1	5	1	1	4	34
14	LYONS, Michael g	6-10	0-0	6-7	1	2	18	2	3	0	1	37
05	FITZGERALD, Mike	2-4	0-2	0-4	0	4	0	1	1	0	1	14
15	STEWART, Taylor	1-1	0-0	0-0	0	1	2	1	1	0	0	11
24	BROOKS, Derek	3-7	2-3	0-0	2	3	8	0	1	0	0	18
TEAM		4										
Totals.....		24-47	6-12	18-29	27	18	72	13	15	1	13	225

Wofford 66												
#	Player	FG	3PT	FT	RB	PF	TP	A	TO	BLK	S	MIN
41	JOHNSON, Tim f	3-7	0-0	0-2	14	3	6	1	5	0	1	32
42	DAHLMAN, Noah f	4-10	0-0	5-9	12	5	13	0	2	1	1	38
01	RUNDLES, Cameron g	5-17	3-11	0-0	2	4	13	3	2	0	1	40
05	DIGGS, Jamar g	6-16	2-6	6-8	8	2	20	2	2	2	2	39
35	LOESING, Brad g	3-9	3-4	0-0	2	2	9	5	7	0	2	41
10	GILTNER, Kevin	0-5	0-4	0-0	1	3	0	1	0	0	0	22
21	CROWELL, Drew	1-2	0-0	0-0	0	2	0	0	0	0	0	3
50	MARTIN, Terry	1-2	0-0	1-2	6	2	3	1	0	0	1	10
TEAM		5										
Totals.....		23-68	8-25	12-21	50	21	66	13	19	3	8	225

Officials: Gary Maxwell, Raymond Styons, Michael Cowart
Technical fouls: Air Force-None. Wofford College-None.
Attendance: 1526

Score by Periods	1st	2nd	OT	Total
Air Force	32	24	16	72
Wofford College	26	30	10	66

GAME SEVEN

Wofford 90, Xavier 94 (3 OT)
Cintas Center
November 27, 2010



CINCINNATI, Ohio – In three overtimes, the Wofford College men's basketball team was defeated 94-90 by Xavier at the Cintas Center. The Terriers appeared to win the game at the end of the first and second overtimes, but the Musketeers scored ten points in the third overtime to claim the win.

The Terriers were led by Noah Dahlman with 33 points along with five assists. Jamar Diggs, Terry Martin and Cameron Rundles also scored in double figures for the Terriers and Tim Johnson led the team with six rebounds. The Musketeers were led by Tu Holloway with 28 points.

The Musketeers built an eleven point lead at 19-8 with 11:43 left in the first half. Xavier was able to push the lead to twelve on three occasions and was up 32-20 with 2:56 on the clock. The Terriers were able to chip away at the lead and when Kevin Giltner hit a three with two seconds left it was 35-28 at the break.

Brad Loesing opened the second half with a three to make it a 35-31 game. Six minutes into the half, the Musketeers had extended the lead again to eleven points at 44-33. Wofford answered with a 10-0 run that included threes by Kevin Giltner and Cameron Rundles to make it a 44-43 game with 10:56 on the clock. A lay-up by Noah Dahlman with 9:14 remaining in the second half gave Wofford their first lead of the game at 47-46.

With the game tied at 48, Wofford scored the next five points for a 53-48 lead with 6:21 left in the second. A jump shot by Jamar Diggs with 4:23 on the clock gave the Terriers an eight point lead at 58-50. Tu Holloway scored the next six points for Xavier from the free throw line. The game was tied at 60 with 1:01 remaining, but Xavier added two free throws to take a lead with 28 seconds left. Cameron Rundles tied it with eleven seconds left with a jumper to send it to overtime.

In the first overtime, Wofford took a one-point lead at 66-55 after a lay-up by Noah Dahlman. A three by Brad Loesing and another bucket by Dahlman gave the Terriers a 72-68 lead with 40 seconds on the clock. Noah Dahlman made it a 75-72 lead with three seconds left. Dante Jackson hit the first of two free throws and missed the second. The rebound was loose and tipped into the basket with one second on the clock to tie it at 75.

Xavier scored the first four points of the second overtime before a three by Brad Loesing and a lay-up by Noah Dahlman gave the Terriers an 80-79 lead. With the game tied at 84, Cameron Rundles appeared to hit the game winner at the buzzer, but after review it was ruled after the horn.

Heading to the third overtime, the Musketeers took a 90-84 lead at the 2:56 mark. Wofford tied with again with a bucket by Noah Dahlman, two free throws by Dahlman and a jumper by Drew Crowell for a 90-90 score with 41 seconds left. Xavier added a jumper by Tu Holloway and two free throws by Mark Lyons in the last ten seconds for the 94-90 final score.

Wofford shot 46/69% from the floor and were 33.3% from three. From the free throw line, the Terriers were 80.0%. Xavier was 49.2% overall and were 33.3% from behind the arc. They were 75.0% from the line and had a 40 to 20 advantage in free throws taken. The Musketeers had a 49-29 lead on the boards. Wofford committed only two turnovers in the final 35 minutes of play.

Wofford 90												
#	Player	FG	3PT	FT	RB	PF	TP	A	TO	BLK	S	MIN
05	DIGGS, Jamar f	6-12	0-2	3-3	4	5	15	1	3	2	3	35
42	DAHLMAN, Noah f	11-22	0-1	11-13	5	3	33	5	2	1	0	49
50	MARTIN, Terry f	5-9	0-0	0-0	4	5	10	2	2	0	0	22
01	RUNDLES, Cameron g	4-14	1-6	1-2	4	3	10	4	1	0	0	41
35	LOESING, Brad g	3-7	3-6	0-0	1	4	9	3	2	0	0	48
10	GILTNER, Kevin	3-4	2-3	0-0	2	3	8	4	0	0	2	41
21	CROWELL, Drew	1-1	0-0	0-0	2	2	2	0	0	0	0	6
41	JOHNSON, Tim	1-4	0-0	1-2	6	5	3	6	1	0	2	33
TEAM		1										
Totals.....		34-73	6-18	16-20	29	30	90	25	11	3	7	275

Xavier 94												
#	Player	FG	3PT	FT	RB	PF	TP	A	TO	BLK	S	MIN
22	McLEAN, Jamel f	8-13	0-0	6-11	12	4	22	1	0	2	0	40-
32	FREASE, Kenny c	6-15	0-0	0-1	18	5	12	1	2	4	0	42
10	LYONS, Mark g	8-12	2-3	7-8	4	25	1	2	3	1	49	
25	JACKSON, Dante g	1-5	0-4	2-3	1	3	4	4	1	0	0	50
52	HOLLOWAY, Tu g	6-14	2-5	14-15	4	28	7	7	0	1	1	51
11	CANTY, Jay	1-2	0-0	0-0	0	2	0	2	0	0	0	13
13	FEENEY, Kevin	0-0	0-0	0-0	0	0	0	0	0	0	0	0+
15	TAYLOR, Andrew	0-0	0-0	0-0	3	2	0	1	1	1	0	11
21	ROBINSON, Jeff	0-0	0-0	1-2	5	2	1	1	1	1	0	19
TEAM		2										
Totals.....		30-61	4-12	30-40	49	22	94	16	17	11	2	275

Officials: Jeff Albright, Donnie Eppley, Damon Williams
Technical fouls: Wofford College-None. Xavier-None.
Attendance: 9562

Score by Periods	1st	2nd	OT	OT2	OT3	Total
Wofford College	28	34	13	9	6	90
Xavier	35	27	13	9	10	94

GAME EIGHT

UNC Greensboro 70, Wofford 92
Benjamin Johnson Arena
December 2, 2010



SPARTANBURG, S.C. – The Wofford College men's basketball team opened the Southern Conference slate with a 92-70 win over UNC Greensboro on Thursday night at Benjamin Johnson Arena. Four Terriers scored in double figures as the team hit a season high in scoring.

Wofford is 3-5 on the season and UNC Greensboro is 0-6. It was the conference opener for both teams. Wofford was led by Cameron Rundles with 24 points, 18 of which were in the first half. Noah Dahlman added 16 points, Kevin Giltner had 18 points and Jamar Diggs scored ten. Tim Johnson led all rebounders with 14 in the game. The Spartans were led by Aloysius Henry with 18 points.

The Terriers scored first and built an early 10-3 lead after a three by Cameron Rundles at the 16:27 mark. The Spartans went on a quick 9-0 run to take a 12-10 lead at 13:39 in the first half, but Rundles answered with another three to regain the lead. UNC Greensboro added a three by Brandon Evans for a 16-15 advantage, but once again a three by Rundles made it an 18-16 lead for the Terriers with 12:15 left in the half.

Wofford was able to slowly build on the lead and a three pointer by Kevin Giltner with 4:27 on the clock made it a 37-25 game. At the break, the Terriers had a 46-34 lead as the team shot 53.1% from the floor.

In the second half, the Terriers were able to increase the lead to 57-38 just four minutes into play. The Spartans answered with a 6-0 run to cut the advantage to 57-44. It was as close as UNC Greensboro would come in the second half as Wofford had a 75-49 lead with 9:24 left in the game. The lead would grow to 29 points and the Terriers pulled the starters with under four minutes to play in the game. The Spartans outscored Wofford in the final two minutes for the 92-70 final score.

Wofford shot 54.2% from the floor and were 59.1% from three. From the free throw line, the Terriers were 82.2%. UNC Greensboro was 45.5% overall and were 36.4% from behind the arc. They were 55.2% from the line. Wofford had a 38 to 27 lead on the glass and had 25 assists on the 32 baskets scored.

UNC Greensboro 70												
#	Player	FG	3PT	FT	RB	PF	TP	A	TO	BLK	S	MIN
13	HENRY, Aloysius f	6-13	0-0	6-8	4	2	18	1	0	0	1	32
41	BRACKETT, Aaron f	2-6	0-1	0-0	3	3	4	0	0	0	0	22
00	WILLIAMS, David g	6-10	0-1	1-6	7	3	13	1	3	1	5	28
11	VAN DUSSEN, K. g	1-3	1-1	2-4	1	3	5	1	2	0	1	26
12	RANDALL, Kyle g	2-7	1-2	3-4	1	3	8	2	2	0	0	30
01	PARKER, Drew	0-0	0-0	1-2	1	0	1	3	2	0	1	22
02	SELLERS, Darrius	0-0	0-0	0-0	1	2	0	0	1	0	0	8
20	DAVIS, Brandon	0-1	0-0	0-0	0	0	0	0	0	0	0	2
22	EVANS, Brandon	5-9	2-4	0-1	4	1	12	0	1	0	1	13
34	HENEGAR, Cody	1-3	0-1	0-0	0	2	0	1	1	0	0	8
50	COLE, Brian	1-2	0-1	3-4	2	1	5	0	1	0	0	8
51	HOFFER, Taylor	1-1	0-0	0-0	0	1	2	0	0	0	0	1
TEAM		3										
Totals.....		25-55	4-11	16-29	27	19	70	8	13	2	9	200

Wofford 92												
#	Player	FG	3PT	FT	RB	PF	TP	A	TO	BLK	S	MIN
41	JOHNSON, Tim f	2-7	0-0	1-2	14	3	5	5	2	1	3	27
42	DAHLMAN, Noah f	7-12	0-0	2-2	3	1	16	2	2	0	0	27
01	RUNDLES, Cameron g	8-10	5-7	3-4	2	3	24	5	1	0	1	31
05	DIGGS, Jamar g	4-7	0-2	2-2	3	2	10	3	1	0	2	30
35	LOESING, Brad g	1-5	1-3	4-4	0	3	7	3	1	0	0	23
10	GILTNER, Kevin	6-9	6-8	0-0	4	3	18	1	1	0	0	26
13	WAGENER, Taylor	1-1	1-1	0-0	1	1	3	2	1	0	0	3
14	SMITH, Aerris	0-0	0-0	0-0	1	0	0	0	0	0	0	4
15	STEELEMAN, Matt	0-1	0-1	0-0	0	1	0	1	0	0	0	4
21	CROWELL, Drew	1-1	0-0	0-0	0	2	0	0	1	0	0	5
25	TECKLENBURG, J.	0-1	0-0	1-2	1	0	1	0	1	1	1	3
40	MCQUEEN, Cameron	1-1	0-0	0-0	1	0	2	0	2	0	0	3
50	MARTIN, Terry	1-4	0-0	2-2	5	3	4	3	2	0	0	14
TEAM		3										
Totals.....		32-59	13-22	15-18	38	20	92	25	14	3	7	200

Officials: Karl Hess, Roger Ayers, Ray Natili
Technical fouls: UNC Greensboro-None. Wofford College-None.
Attendance: 1084

Score by Periods	1st	2nd	Total
UNC Greensboro	34	36	70
Wofford College	46	46	92

GAME NINE

Wofford 75, Elon 69
Alumni Gym
December 4, 2010



ELON, N.C. – The Wofford College men's basketball team came back from ten points down in the second half for a 75-69 win over Elon at Alumni Gym on Saturday night. A career-high 37 points by Noah Dahlman were the difference in the game.

Wofford is 4-5 on the season and 2-0 in the SoCon. Elon is 2-5 overall and 0-2 in conference play. Wofford was led by Noah Dahlman with 37 points and eight rebounds. Cameron Rundles added eleven points. The Phoenix were led by Chris Long with 21 points and Drew Spradlin with 18 points. Roger Dugas had seven rebounds for Elon.

The Terriers took an early 8-0 lead and had a ten point advantage at 17-7 with 14:22 on the clock. Elon chipped away at the lead with three pointers and Wofford held a 23-18 lead at the midpoint of the half. With four minutes to go, the Terriers had pushed the lead back to ten points at 36-26. Elon however went on an 8-0 run to close the half and the Wofford lead was two points at 36-34.

Elon tied the game at 36 on the first shot of the second half and slowly built a 49-39 lead after a three with 13:54 on the clock. The lead was still at ten with 8:34 left in the half after another three by the Phoenix. Wofford then used an 8-0 run over the next two minutes to make it a 56-54 game. At 5:16, the Terriers tied the game at 58 with two free throws by Jamar Diggs. The game was tied at 60, 62, 63 and 65.

With 2:44 left in the game, a free throw by Terry Martin tied it at 66 points. Noah Dahlman added a lay-up and free throw for a 69-66 lead with 2:02 remaining. A bucket by Dahlman made it a five-point lead with 33 seconds. The Phoenix pulled back to within three twice in the final seconds, but two final free throws by Cameron Rundles with four seconds left put the game away at 75-69.

Wofford shot 44.6% from the floor and were 14.3% from three. From the free throw line, the Terriers were 75.0%. Elon was 45.8% overall and were 22.7% from behind the arc. They were 80.0% from the line. Wofford had a 36 to 27 lead on the glass. Three Terriers fouled out as a total of 49 fouls were called in the game.

Wofford 75												
#	Player	FG	3PT	FT	RB	PF	TP	A	TO	BLK	S	MIN
41	JOHNSON, Tim f	0-2	0-0	1-2	8	2	1	1	3	0	2	25
42	DAHLMAN, Noah f	13-19	0-0	11-14	8	3	37	2	1	0	1	34
01	RUNDLES, Cameron g	2-8	0-1	7-8	5	2	11	3	1	0	0	35
05	DIGGS, Jamar g	4-12	0-0	2-2	4	5	10	2	3	1	2	29
35	LOESING, Brad g	2-4	0-1	0-0	1	5	4	4	1	0	0	27
10	GILTNER, Kevin	1-5	1-5	0-0	1	1	3	0	0	0	2	28
15	STEELEMAN, Matt	0-0	0-0	0-0	0	0	0	0	0	0	0	0+
21	CROWELL, Drew	1-3	0-0	0-1	1	2	0	0	0	0	0	9
50	MARTIN, Terry	2-3	0-0	3-6	2	5	7	0	2	0	0	13
TEAM		6										
Totals.....		25-56	1-7	24-32	36	24	75	12	11	1	7	200

Elon 69												
#	Player	FG	3PT	FT	RB	PF	TP	A	TO	BLK	S	MIN
05	DUGAS, Roger f	1-6	0-5	0-0	7	1	2	0	0	0	0	26
33	GRABLE, Scott f	3-4	0-0	0-0	6	4	6	0	3	1	0	23
01	SPRADLIN, Drew g	6-14	1-6	5-6	0	4	18	1	4	1	0	32
02	BIRDETTE, Terrance g	1-1	0-0	0-0	1	2	2	0	0	0	1	9
13	LONG, Chris g	5-9	2-6	9-10	1	3	21	6	2	0	1	31
20	ISENBARGER, Jack	2-8	1-3	6-7	5	3	11	4	1	0	0	33
21	BEAUMONT, Ryley	1-1	0-0	0-0	3	2	2	0	0	0	2	19
22	WATTS, Daniel	0-0	0-0	0-0	0	0	0	0	0	0	0	1
24	KOCH, Sebastian	1-2	1-2	0-0	0	0	3					

GAME TEN

Wofford 53, South Carolina 64
Colonial Life Arena
December 11, 2010



COLUMBIA, S.C. – The Wofford College men's basketball team was defeated 64-54 by South Carolina at Colonial Life Arena on Saturday night. Down twelve at the half, the Terriers tied the game twice in the second half but could never take the lead in the contest.

Wofford is 4-6 on the season and 2-0 in the Southern Conference. South Carolina is 7-1 overall this season. Wofford was led by Cameron Rundles with 20 points and Noah Dahlman with 14 points. Tim Johnson had eleven rebounds for the Terriers. Bruce Ellington paced the Gamecocks with 20 points and Sam Muldrow added 14 points and 14 rebounds for the double-double.

The Gamecocks scored first, but a three by Jamar Diggs gave the Terriers a 3-2 lead. Neither team could do much early as South Carolina had a 10-6 lead at the 13:02 mark in the first half. The lead gradually increased to 19-11 with nine minutes left on the clock. Wofford cut the lead down to four points twice, but the Gamecocks went on a 12-3 run over the final six minutes and led at the half 32-20.

Wofford opened the second half with a three by Cameron Rundles. After the Gamecocks took a 34-23 lead, the Terriers went on an 11-0 run to tie the game at 34 with 15:08 on the clock in the second half. The score was also tied at 36 before the Gamecocks answered with a 7-0 run to push the lead back to 43-36 at 10:39.

With seven minutes left on the clock, Wofford had cut the advantage back to four points at 49-45 after a jumper by Cameron Rundles, but it would be as close as the Terriers could get in the final minutes. A three pointer by Bruce Ellington with 1:43 on the clock sealed the game for the Gamecocks and the final score was 64-53.

Wofford shot a season-low 32.7% from the floor and were 33.3% from three. From the free throw line, the Terriers were 70.7%. South Carolina was 49.0% overall and were 33.3% from behind the arc. They were 64.7% from the line. The Gamecocks had a 36 to 29 lead on the glass. Jamar Diggs picked up two technical fouls in the game.

Wofford 53													
#	Player	FG	3PT	FT	RB	PF	TP	A	TO	BLK	S	MIN	
05	DIGGS, Jamar	f	4-9	1-3	0-0	3	4	9	3	5	0	31	
41	JOHNSON, Tim	f	1-6	0-0	0-0	11	3	2	0	5	0	21	
42	DAHLMAN, Noah	f	3-12	0-0	8-9	3	1	14	2	0	0	33	
01	RUNDLES, Cameron	g	6-13	3-7	5-9	5	3	20	2	1	1	0	35
35	LOESING, Brad	g	1-5	0-2	0-0	1	2	2	5	5	0	32	
10	GILTNER, Kevin	g	1-3	1-3	0-0	2	2	3	0	0	0	22	
50	MARTIN, Terry	g	1-4	0-0	1-2	3	2	3	1	1	0	16	
TEAM											1		
Totals			17-52	15-40	29-37	17	53	13	17	1	8	200	

South Carolina 64												
#	Player	FG	3PT	FT	RB	PF	TP	A	TO	BLK	S	MIN
15	COOKE, Malik	f	2-3	0-0	3-4	6	4	7	0	2	0	4
30	JACKSON, Lakeem	f	3-8	0-1	3-7	7	2	9	3	4	0	28
44	MULDROW, Sam	f	6-8	2-2	0-0	14	0	14	0	0	3	31
02	RICHARDSON, Brian	g	0-3	0-2	2-2	3	4	2	2	0	1	26
23	ELLINGTON, Bruce	g	6-16	3-8	3-4	2	3	18	2	6	0	21
01	SPINELLA, Stephen	g	0-2	0-2	0-0	1	0	0	0	0	0	11
05	SMITH, Eric	g	0-1	0-0	0-0	1	0	0	2	2	0	6
12	GALLOWAY, Ramon	g	3-3	0-0	0-0	5	6	2	4	0	1	14
24	HARRIS, Damontre	g	2-2	0-0	0-0	1	4	0	0	0	0	10
32	JEFFERSON, Johndre	g	0-1	0-0	0-0	0	0	0	0	0	1	5
33	SLAWSON, RJ	g	2-2	0-0	0-0	1	1	4	0	1	0	6
TEAM											1	
Totals			24-49	15-40	29-37	21	64	11	19	5	7	200

Officials: Anthony Jordan, Mike Nance, Ron Groover
 Technical fouls: Wofford College-DIGGS, Jamar 2. South Carolina-GALLOWAY, Ramon; COOKE, Malik.
 Attendance: 8813

Score by Periods	1st	2nd	Total
Wofford College	20	33	53
South Carolina	32	32	64

GAME ELEVEN

High Point 65, Wofford 79
Benjamin Johnson Arena
December 18, 2010



SPARTANBURG, S.C. – After building a 27-point lead at the half, the Wofford College men's basketball team defeated High Point 79-65 on Saturday night at Benjamin Johnson Arena. The Terriers shot 70 percent from the floor in the first half and led by as many as 33 points early in the second half of the contest.

Wofford is 5-6 on the season and High Point is 5-4 overall. The Terriers were led by Noah Dahlman and Kevin Giltner with 18 points each, Tim Johnson added a team-high eight rebounds and 14 points, while Brad Loesing dished out eight assists with eleven points. The Panthers were led by Nick Barbour with 18 points and Shay Shine with 17 points.

The Terriers got off to a great start in the contest, scoring the first 16 points. High Point got on the board with two free throws at 11:13 in the first half and added their first bucket with 10:22 on the clock for an 18-4 score. Wofford continued to build a lead and were up 28-8 after a bucket and free throw by Terry Martin at 6:48.

A three by Kevin Giltner with 41 seconds left in the half made it a 41-14 game. At the break, Wofford had a 43-16 advantage. The Terriers were 80.8% from the floor, while the Panthers were shooting 28.6% in the first half.

In the second half, Wofford scored the first six points and had a 49-16 lead after a three by Cameron Rundles at the 17:05 mark. The Panthers answered with a 16-4 run over the next five minutes to cut the lead to 53-32. A three by Kevin Giltner made it a 58-32 game with 10:34 on the clock.

The Panthers cut the lead to 64-45 with 6:31 left in the game, but Wofford went on a quick 6-0 run for a 70-45 advantage with 4:48 on the clock. In the final minutes of the game, High Point was able to chip away and made it an eleven-point game after a three by Xavier Martin with 29 seconds left. Wofford scored the final three points in the contest for the 79-65 final score.

Wofford shot a season-high 65.9% from the floor and were 70.0% from three. From the free throw line, the Terriers were 64.3%. High Point was 46.9% overall and were 37.5% from behind the arc. They were 80.0% from the line. Rebounds were even at 24. Jamar Diggs sat out the game after picking up two technical fouls at South Carolina.

High Point 65												
#	Player	FG	3PT	FT	RB	PF	TP	A	TO	BLK	S	MIN
20	LAW, Corey	f	4-8	0-0	0-0	5	3	8	0	2	0	20
25	BRIDGES, Earnest	f	2-4	0-0	0-0	5	3	4	0	3	1	0
01	BARBOUR, Nick	g	6-15	2-4	4-4	0	3	18	4	0	0	32
02	COX, Tehran	g	0-2	0-1	2-2	0	3	2	3	3	0	1
11	SHINE, Shay	g	6-8	0-1	5-6	2	3	17	0	2	0	26
00	MARTIN, Xavier	g	1-2	1-1	2-4	0	1	5	0	2	0	16
03	CHEEK, Justin	g	0-0	0-0	0-0	0	0	0	0	0	0	5
05	STROMAN, Joe	g	0-0	0-0	0-0	0	0	0	0	0	0	1
12	HALL, Adam	g	0-0	0-0	0-0	0	0	0	0	0	0	1
15	CAMPBELL, David	g	1-3	0-1	0-0	1	0	2	0	1	0	15
22	BURGESS, Moses	g	0-0	0-0	0-0	0	0	0	0	0	0	1
23	SIMMS, Jairos	g	0-0	0-0	0-0	0	1	0	0	2	0	2
24	MASSODA, Georges	g	0-0	0-0	0-0	1	0	0	0	0	0	2
32	MAXWELL, Du'Vaughn	g	3-4	0-0	2-2	4	4	8	0	2	1	16
34	ELLIOTT, Travis	g	0-3	0-0	1-2	2	2	1	0	2	0	17
TEAM											4	
Totals			23-49	3-8	16-20	24	65	7	19	2	7	200

Wofford 79												
#	Player	FG	3PT	FT	RB	PF	TP	A	TO	BLK	S	MIN
41	JOHNSON, Tim	f	5-6	0-0	4-7	8	3	14	2	4	1	2
42	DAHLMAN, Noah	f	6-10	0-0	6-7	3	1	18	2	1	0	26
01	RUNDLES, Cameron	g	2-4	1-1	2-5	3	4	7	2	0	0	13
10	GILTNER, Kevin	g	6-9	4-6	2-4	0	3	18	2	3	0	35
35	LOESING, Brad	g	4-4	1-1	2-2	3	3	11	8	5	0	35
13	WAGENER, Taylor	g	1-2	1-2	0-0	2	1	3	1	1	0	11
14	SMITH, Aerris	g	0-1	0-0	0-0	1	0	0	0	0	0	2
15	STEELMAN, Matt	g	0-0	0-0	0-0	0	1	0	0	0	0	3
21	CROWELL, Drew	g	1-1	0-0	0-0	0	0	2	1	1	0	8
25	TECKLENBURG, J.	g	0-0	0-0	0-0	0	0	0	0	2	0	2
40	McQUEEN, Cameron	g	0-0	0-0	0-0	0	0	0	0	0	0	2
50	MARTIN, Terry	g	2-4	0-0	2-3	2	3	6	1	4	0	13
TEAM											3	
Totals			27-41	17-18	28-24	20	79	19	21	1	7	200

Officials: Rick Ridenhour, John Corio, William Covington, Sr.
 Technical fouls: High Point-None. Wofford College-None.
 Attendance: 809

Score by Periods	1st	2nd	Total
High Point	16	49	65
Wofford College	43	36	79

GAME TWELVE

Wofford 66, VCU 75
Verizon Wireless Arena
December 29, 2010



RICHMOND, Va. – The Wofford College men's basketball team was defeated 75-66 by Virginia Commonwealth University in the Richmond Marriott Holidays on the Hardwood Classic at the Verizon Wireless Arena. The Terriers were down six at the half and tied the game early in the second, but the Rams scored the final six points for the win.

Wofford is 5-7 on the season and Virginia Commonwealth is 8-4 overall. The Terriers were led by Noah Dahlman and Jamar Diggs with 13 points each. Tim Johnson had nine rebounds. The Rams were led by Brandon Rozzell with 18 points, including four three-pointers.

The Terriers scored first and then had a 10-9 lead at the 14:30 mark after a three pointer by Kevin Giltner. The Rams scored the next four points in the contest and had a 13-10 advantage with 11:45 on the clock. VCU continued the run and pushed the lead to 18-10 before Terry Martin hit a jump shot to make it 18-12 with 8:40 left in the first half.

VCU was able to extend the lead to 21-14 with a three pointer by Brandon Rozzell at the 7:05 mark. Wofford was able to make it a 24-20 game with two free throws by Brad Loesing at 4:28 in the first half. The Rams had a 33-24 lead with two seconds left, but Jamar Diggs hit a long three at the buzzer for a 33-27 score at the break.

Wofford opened the second half with the first five points to make it a one-point game before the Rams hit a three for a 36-32 lead. The teams traded three pointers, but the Terriers were able to take a 42-41 lead after a lay-up by Noah Dahlman with 14:28 on the clock. The game was tied at 42, 45 and 48 before another three by the Rams gave them a 51-48 lead with 11:30 left in the second half.

The Rams were able to keep a five-point advantage and were up 58-53 with 7:26 on the clock. Wofford used a three by Cameron Rundles and four straight points by Noah Dahlman to tie the game at 64 with just over four minutes left. Brandon Rozzell hit a three for the Rams for a 67-64 lead on their next possession. Down by five points with 1:24 left, Jamar Diggs hit a jumper to cut the lead to three points with 50 seconds on the clock and then Wofford forced a turnover. The Terriers missed two free throws and the Rams went on a 6-0 run to end the game for a 75-66 final score.

Wofford shot a 46.9% from the floor and were 53.8% from three. From the free throw line, the Terriers were 65.0%. VCU was 48.1% overall and were 47.8% from behind the arc. They were 70.0% from the line. Wofford had a 32-26 edge on the boards.

Wofford 66												
#	Player	FG	3PT	FT	RB	PF	TP	A	TO	BLK	S	MIN
1	RUNDLES, Cameron	g	3-6	2-3	1-4	4	2	9	4	4	0	2
35	LOESING, Brad	g	2-7	2-2	2-2	0	3	8	2	2	0	29
41	JOHNSON, Tim	f	2-4	0-0	1-2	9	4	5	2	2	0	1
42	DAHLMAN, Noah	f	4-8	0-0	5-6	5	1	13	1	1	0	33
5	DIGGS, Jamar	g	6-15	1-4	0-0	8	2	13	5	3	0	27
10	GILTNER, Kevin	g	2-4	2-4	0-0	1	2	6	0	0	0	19
21	CROWELL, Drew	g	0-0	0-0	0-0	0	0	0	0	0	0	2
50	MARTIN, Terry	g	4-5	0-0	4-6	2	3	12	1	2	0	15
TEAM											3	
Totals			23-49	13-20	32-32	17	66	15	14	0	5	200

Virginia Commonwealth 75												
#	Player	FG	3PT	FT	RB	PF	TP	A	TO	BLK	S	MIN
10	Theus, Darius	*	2-6	2-2	1-2	4	3	7	4	2	1	3
12	Rodriguez, Joey	*	4-5	2-2	0-0	2	2	10	3	1	1	1
20	Burgess, Bradford	*	5-11	0-2	3-5	4	1	13	3	4	0	2
21	Skeen, Jamie	*	2-6	1-2	2-2	8	3	7	2	1	1	0
50	Nixon, Ed	*	3-6	0-2	1-2	2	3	7	0	0	0	1
05	Reddic, Juvonte	g	3-3	0-0	0-1	2	2	6	1	1	0	14
23	Brandenberg, Rob	g	2-3	2-2	1-2	1	1	7	2	1	0	13
30	Daniels, Troy	g	0-2	0-2	0-0	0						

GAME THIRTEEN

Cornell 86, Wofford 80
Verizon Wireless Arena
December 30, 2010



RICHMOND, Va. – Thursday afternoon Wofford was defeated 86-80 by Cornell in the Richmond Marriott Holidays on the Hardwood Classic at the Verizon Wireless Arena. The Big Red hit 18 straight shots during a stretch of the game and was 15-of-21 from three in the contest.

Wofford is 5-8 on the season and Cornell is 3-9 overall. The Terriers were led by Noah Dahlman with 25 points and Cameron Rundles with 20 points. Tim Johnson had a double-double with ten points and eleven rebounds. The Big Red was led by Drew Ferry with 25 points as he was 7-of-8 from three. Chris Wroblewski added four three pointers for 21 total points.

The Big Red scored first, but then the Terriers scored the next eleven points. Cornell hit a three with 15:29 on the clock to end the run. Four minutes later, the Terriers held a 17-8 advantage after a lay-up by Noah Dahlman. The Big Red was then able to go on an 18-3 run and took a 26-20 lead at 7:08 with three straight three-pointers.

Wofford ended the run with a bucket and then a free throw by Tim Johnson and added a three by Kevin Giltner to make cut the lead to 28-26 at the 3:59 mark in the first half. Wofford was able to regain the lead at 38-37 after a three by Kevin Giltner with 38 seconds on the clock, but the Big Red added a three by Chris Wroblewski with two seconds left to take a 40-38 lead at the break. Cornell shot 72.7% in the first half, including 8-of-11 from three, while Wofford was 65.2% from the floor and 6-of-9 from three.

To open the second half Cornell added two more threes and it was a 48-42 lead for the Big Red just two minutes into play. Cornell kept it up with two more three pointers and had a 56-48 advantage at the 15:10 mark of the second half. After the sixth three pointer of the day by Drew Ferry, the Cornell was up 59-48. Ferry added another three for a 64-50 lead at the 13:27 mark.

Cornell was able to extend the lead and had a 69-54 advantage with 10:59 on the clock. Wofford then used a quick 8-0 run to cut the lead to 69-60 with 8:39 left in the second half. Two free throws by Noah Dahlman made it a 73-67 game at 5:33, but the Big Red pushed the lead back to ten-points at 79-69 with 3:41 on the clock.

A bucket by Noah Dahlman and a three by Cameron Rundles made it an 80-74 score with 1:41 left on the clock. It remained a six-point game with 44 seconds left at 82-76 after a lay-up by Noah Dahlman. Free throw shooting down the stretch pushed the Big Red lead to eight until Cameron Rundles hit a jumper with two seconds left for the 86-80 final margin.

Wofford shot a 55.6% from the floor and were 46.7% from three. From the free throw line, the Terriers were 86.7%. Cornell was 63.8% overall and were 71.4% from behind the arc. They were 52.4% from the line. Rebounds were even at 23.

Cornell 86												
#	Player	FG	3PT	FT	RB	PF	TP	A	TO	BLK	S	MIN
05	Peck, Errick *	6-9	2-2	2-4	3	0	16	0	1	1	0	24
21	McMillan, Peter *	0-1	0-1	0-0	1	0	0	0	0	0	0	6
22	Asafo-Adjei, Miles *	1-2	1-2	0-0	0	1	3	0	1	0	0	18
34	Figini, Josh *	0-2	0-0	0-0	0	0	0	0	0	0	0	2
44	Sahota, Manny *	0-0	0-0	0-0	1	0	0	0	2	0	0	6
03	Wroblewski, Chris	5-8	4-4	7-12	5	3	21	12	1	0	0	28
04	Osgood, Aaron	6-9	0-0	0-2	3	3	12	1	1	0	2	29
15	Ferry, Drew	8-9	7-8	2-2	2	2	25	2	1	0	0	28
20	Matthews, Jake	0-0	0-0	0-0	2	1	0	1	0	0	0	14
23	Gray, Johnathan	1-2	0-1	0-0	0	0	2	0	0	0	0	9
24	Wire, Adam	1-3	1-3	0-1	4	4	3	3	4	0	3	22
42	Coury, Mark	2-2	0-0	0-0	1	1	4	1	0	0	0	14
TEAM												1
Totals.....		30-47	15-21	21-23	15	86	20	12	1	5	200	

Wofford 80												
#	Player	FG	3PT	FT	RB	PF	TP	A	TO	BLK	S	MIN
41	JOHNSON, Tim f	3-7	0-0	4-6	11	4	10	5	1	2	1	32
42	DAHLMAN, Noah f	11-13	0-0	3-3	4	5	25	0	1	0	3	28
1	RUNDLES, Cameron g	7-12	4-7	2-2	1	1	20	6	4	0	2	34
35	LOESING, Brad g	1-4	0-2	2-2	1	2	4	2	2	0	0	22
5	DIGGS, Jamar g	4-11	0-1	2-2	4	4	10	4	0	0	0	37
10	GILTNER, Kevin	3-5	3-5	0-0	0	1	9	0	1	0	0	26
21	CROWELL, Drew	0-0	0-0	0-0	0	0	0	0	0	0	0	2
50	MARTIN, Terry	1-2	0-0	0-0	0	2	2	1	1	0	0	19
TEAM												2
Totals.....		30-54	17-15	23-23	19	80	18	10	2	6	200	

Officials: Gary Prager, Ray Perone, Jeff Clark
Technical fouls: Cornell-None. Wofford College-None.
Attendance: 5560
Score by Periods 1st 2nd Total
Cornell 40 46 86
Wofford College 38 42 80

GAME FOURTEEN

The Citadel 60, Wofford 78
Benjamin Johnson Arena
January 6, 2011



SPARTANBURG, S.C. – The Wofford College men's basketball team defeated The Citadel 78-60 on Thursday night at Benjamin Johnson Arena. The Terriers had five players score in double figures and had at least a ten point lead the entire second half.

Wofford is 6-8 on the season and 3-0 in the Southern Conference and The Citadel is 5-10 overall and 1-2 in SoCon play. The Terriers were led by Noah Dahlman with 15 points and a team-high nine rebounds. Kevin Giltner scored 13, Cameron Rundles and Jamar Diggs each added 12 points, and Brad Loesing scored ten points in the win. For The Citadel, Cameron Wells had 17 points, while Mike Groselle had a double-double with 19 points and 16 rebounds.

The Bulldogs scored first in the game, but it would prove to be their only lead in the contest. Six minutes into the first half, the score was 9-8 in favor of the Terriers when a 10-0 run that included six points by Noah Dahlman made it a 19-8 score with 9:16 left in the half. A long three by Kevin Giltner with 6:41 in the clock made it a 26-12 game.

Wofford was able to push the lead to 15 points at the three-minute mark with a 33-18 score. The Bulldogs however scored five of the last seven points in the half to make it a 35-25 game at the break.

To open the second half, the Terriers scored the first five points to go up 40-25 at the 18:31 mark. The lead was nineteen points with 13:48 left in the half after a lay-up by Cameron Rundles and the score was 58-40 at the midpoint of the second half.

The Citadel slowly cut the lead back down to 65-53 with five minutes left in the game. However just four minutes later the Terriers held their largest advantage of the night at 76-56 after a bucket by Cameron Rundles. Two free throws by Taylor Wagener with 57 seconds on the clock kept the lead at 78-58, but the Bulldogs scored the final points of the night for a 78-60 score.

Wofford shot a 49.1% from the floor and were 23.5% from three. From the free throw line, the Terriers were 74.1%. The Citadel was 37.9% overall and were 7.1% from behind the arc. They were 78.9% from the line. The Bulldogs had a 38-29 lead in rebounds, but the Terriers forced 16 turnovers. Wofford has won eight-straight in the series against The Citadel.

The Citadel 60												
#	Player	FG	3PT	FT	RB	PF	TP	A	TO	BLK	S	MIN
21	STREETER, Bryan f	1-3	0-0	0-0	3	4	2	0	0	0	1	23
31	GROSELLE, Mike c	8-12	0-0	3-4	16	4	19	0	3	0	1	31
15	URBANUS, Zach g	4-11	1-5	2-2	4	0	11	1	2	0	0	37
22	WELLS, Cameron g	6-14	0-4	5-5	4	2	17	3	4	0	1	36
24	DAHIN, Austin *	2-10	0-4	0-0	4	3	4	2	2	0	0	27
11	WRIGHT, DeVontae	0-6	0-1	4-6	1	2	4	1	1	0	0	16
12	DEJWOREK, Mike	1-1	0-0	0-0	1	2	0	1	0	0	0	10
33	EYKYN, Daniel	0-0	0-0	1-2	0	3	1	0	1	0	0	9
45	CLARK, Matt	0-1	0-0	0-0	2	0	0	0	2	1	0	11
TEAM												3
Totals.....		22-58	14-15	19-38	19	60	7	16	1	3	200	

Wofford 78												
#	Player	FG	3PT	FT	RB	PF	TP	A	TO	BLK	S	MIN
41	JOHNSON, Tim f	3-5	0-0	2-3	4	3	8	1	1	0	0	20
42	DAHLMAN, Noah f	5-7	0-0	5-6	9	1	15	0	0	1	0	31
01	RUNDLES, Cameron g	5-12	1-8	1-2	5	3	12	2	0	0	2	33
05	DIGGS, Jamar g	5-12	0-2	2-4	3	3	12	2	1	0	1	30
35	LOESING, Brad g	4-7	2-3	0-0	0	3	10	3	3	0	4	32
10	GILTNER, Kevin	3-6	1-3	6-7	2	0	13	1	0	0	1	20
13	WAGENER, Taylor	0-0	0-0	2-2	0	1	2	0	1	0	0	3
14	SMITH, Aerris	0-0	0-0	0-0	0	0	0	0	0	0	0	1
15	STELLMAN, Matt	0-0	0-0	0-0	1	0	0	0	0	0	0	1
21	CROWELL, Drew	0-0	0-0	0-0	1	0	0	0	1	0	0	7
25	TECKLENBURG, J.	0-0	0-0	0-0	1	0	0	0	0	0	0	1
40	McQUEEN, Cameron	0-0	0-0	0-0	0	0	0	0	0	0	0	1
50	MARTIN, Terry	2-6	0-1	2-3	3	2	6	0	0	0	1	20
TEAM												1
Totals.....		27-55	17-20	27-29	17	78	9	7	1	9	200	

Officials: Anthony Greene, William Cheek, Jeremy Mosier
Technical fouls: The Citadel-None. Wofford College-None.
Attendance: 1401

Score by Periods	1st	2nd	Total
The Citadel	25	35	60
Wofford College	35	43	78

GAME FIFTEEN

College of Charleston 77, Wofford 73
Benjamin Johnson Arena
January 8, 2011



SPARTANBURG, S.C. – On Saturday night, the Wofford men's basketball team was defeated 77-73 by the College of Charleston at Benjamin Johnson Arena. The game was tied with 11:47 left in the game and the Cougars won a back-and-forth battle down the stretch for the victory.

Wofford is 6-9 on the season and 3-1 in the Southern Conference and the College of Charleston is 11-5 overall and 4-0 in SoCon play. The Terriers were led by Noah Dahlman with 25 points and eleven rebounds for his second double-double of the season. Jamar Diggs added 23 points for Wofford. The Cougars were led by Andrew Goudelock with 18 points and Willis Hall with eleven rebounds.

The Cougars were able to take an early 5-0 lead and had a seven-point advantage at 12-5 four minutes into the game. Wofford was able to go on a 6-0 run to make it a one point game just 90 seconds later. However at the 11:34 mark, the Cougars hit a three to push the lead back to nine at 25-16. The College of Charleston had a 34-26 lead with 5:08 on the clock, but the Terriers had seven straight points by Jamar Diggs to cut the lead to one at 34-33 with 3:08 left in the half. At the break, the Cougars had a 43-39 advantage.

Wofford scored first with a lay-up by Noah Dahlman to open the second half. At the 15:15 mark, the score was tied at 49 after another lay-up by Dahlman and he added a free throw for the Terriers first lead of the night. Jamar Diggs had two free throws at 13:48, which gave Wofford a 52-51 lead.

College of Charleston broke a tie at 53 with a three pointer. Wofford kept the game within a possession for the next four minutes. The Cougars were able to build a seven-point lead at 70-63 with 3:05 left on the clock. The Terriers used a 8-2 run that included four points by Cameron Rundles and two each by Dahlman and Diggs to make it a 72-71 game with just 13 seconds on the clock. The squads traded free throws but the Cougars had a 76-73 lead with five seconds remaining. Wofford had a chance at a three, but it was rebounded by the Cougars and they added a foul shot for the 77-73 final score.

Wofford shot a 44.4% from the floor and were 23.1% from three. From the free throw line, the Terriers were 75.9%. The College of Charleston was 50.9% overall and were 43.8% from behind the arc. They were 76.2% from the line. The Cougars had a 31-28 lead in rebounds.

College of Charleston 77												
#	Player	FG	3PT	FT	RB	PF	TP	A	TO	BLK	S	MIN
21	SIMMONS, Jeremy f	3-7	0-0	7-10	7	1	13	1	1	1	1	35
30	WIGGINS, Antwaime f	2-5	2-4	0-0	4	1	6	0	1	0	0	34
53	HALL, Willis f	4-9	1-4	0-0	11	3	9	1	2	0	0	23
01	MONROE, Donavang	4-9	0-1	5-6	1	2	13	3	1	1	0	36
03	GOUDELOCK, Andrew g	7-13	2-4	2-2	2	2	18	4	3	0	0	31
04	LAWRENCE, Andrew	3-4	1-2	2-3	0	4	9	0	0	0	1	19
32	SCOTT, Jordan	0-0	0-0	0-0	0	0	0	0	0	0	0	0+
44	WIEDEMAN, Trent	4-6	1-1	0-0	4	5	9	0	2	1	0	22
TEAM												2
Totals.....		27-53	16-21	31	18	77	9	10	3	2	200	

Wofford 73												
#	Player	FG	3PT	FT	RB	PF	TP	A	TO	BLK	S	MIN
41	JOHNSON, Tim f	3-5	0-0	2-4	6	4	8	2	2	0	0	30
42	DAHLMAN, Noah f	7-13	0-0	11-14	11	2	25	0	1	0	0	38
01	RUNDLES, Cameron g	3-11	1-4	3-4	2	3	10	2	0	0	1	31
05	DIGGS, Jamar g	8-14	1-3	6-7	2	2	23	3	2	0	1	36
35	LOESING, Brad g	1-4	1-3	0-0	2	1	3	4	1	0	0	34
10	GILTNER, Kevin	1-4	0-3	0-0	0	1	2	1	2	0	0	17
50	MARTIN, Terry	1-3	0-0	0-0	1	3	2	1	0	0	0	14
TEAM												4
Totals.....		24-54	13-22	29-28	16	73	13	8	0	2	200	

Officials: Gary Wall, Dave Davis, Shawn Carpenter
Technical fouls: Coll. of Charleston-None. Wofford College-None.
Attendance: 2519

Score by Periods	1st	2nd
------------------	-----	-----

GAME SIXTEEN

Wofford 74, Georgia Southern 65
Hanner Fieldhouse
January 12, 2011



STATESBORO, Ga. – The Wofford College men's basketball team picked up a 74-65 win over Georgia Southern at Hanner Fieldhouse on Wednesday night. The Terriers led by as many 17 points as late in the second half, but the Eagles fought back to make it close in the end.

Wofford is 7-9 on the season and 4-1 in the Southern Conference and Georgia Southern is 4-14 overall and 0-5 in SoCon play. The Terriers were led by Noah Dahlman, who had 26 points and six rebounds and was a perfect 10-of-10 from the floor. Terry Martin added 15 points and Kevin Giltner scored eleven. The Eagles were led by Ben Drayton with 15 points and Jelani Hewitt with four rebounds.

The Terriers scored first and used two three pointers by Kevin Giltner to take an 11-8 lead at the 13:12 mark in the first half. Two lay-ups by Terry Martin pushed the advantage to 15-8 at 9:34. The Eagles battled back with three pointers and took a 26-25 lead with 2:14 left in the first half. A three by Cameron Rundles regained the advantage for Wofford at 28-26 with 1:38 on the clock and a bucket by Noah Dahlman at the buzzer made it a 30-26 contest at the half.

To begin the second half, Wofford had a put-back by Tim Johnson. The Terriers held a 37-33 advantage four minutes into play. A traditional three point play and a three by Kevin Giltner pushed the lead to 42-33 at the 13:54 mark. Two free throws by Jamar Diggs and a lay-up by Noah Dahlman made it a 51-38 score with 9:05 left in the half.

Wofford added to the lead and had a 15 point advantage with eight minutes left after two more free throws by Jamar Diggs. The Terriers kept going inside and had a 64-50 lead with 1:33 left in the game. The Eagles answered with full-court pressure that forced two turnovers and cut the lead to 64-57 after a three by Zuri James with 46 seconds left. After four straight free throws for Wofford, James hit another three and added a foul shot to make it 68-61 game with 26 seconds on the clock. The Terriers were able to make six straight free throws down the stretch for a 74-65 final score.

Wofford shot a 58.5% from the floor and were 45.5% from three. From the free throw line, the Terriers were 77.8%. Georgia Southern was 49.0% overall and were 58.3% from behind the arc. They were 83.3% from the line. The Terriers had a 26-19 lead in rebounds and forced 15 turnovers.

Wofford 74												
##	Player	FG	3PT	FT	RB	PF	TP	A	TO	BLK	S	MIN
05	DIGGS, Jamar	f	0-5	0-0	4-4	3	4	4	4	1	0	2 34
41	JOHNSON, Tim	f	2-3	0-0	0-0	6	1	4	3	5	1	3 29
42	DAHLMAN, Noah	f	10-10	0-0	6-8	6	2	26	0	1	1	1 30
01	RUNDLES, Cameron	g	1-5	1-4	4-7	3	3	7	1	1	0	1 35
35	LOESING, Brad	g	2-5	1-2	2-2	1	2	7	4	1	1	1 34
10	GILTNER, Kevin	g	4-7	3-5	0-1	1	0	11	0	1	0	1 17
21	CROWELL, Drew	g	0-0	0-0	0-0	0	0	0	0	0	0	0 2
50	MARTIN, Terry	g	5-6	0-0	5-5	4	3	15	0	3	1	1 19
TEAM					2			1				
Totals.....			24-41	15-21	27-26	15	74	12	14	4	10	200

Georgia Southern 65												
##	Player	FG	3PT	FT	RB	PF	TP	A	TO	BLK	S	MIN
02	SPENCER, Rory	f	2-8	0-0	0-0	2	3	4	2	1	0	1 20
10	BAYNHAM, Marvin	f	0-1	0-0	2-2	3	0	2	0	1	0	2 15
00	DRAYTON, Ben	g	6-9	1-2	2-3	1	4	15	2	4	0	1 36
05	HEWITT, Jelani	g	4-10	1-3	1-2	4	2	10	4	4	0	2 30
12	JAMES, Zuri	g	5-7	3-4	1-1	0	4	14	2	0	0	0 29
03	FERGUSON, Eric	g	4-9	0-1	2-2	2	4	10	0	2	0	2 30
11	BUSSEY, Tre	g	3-3	2-2	2-2	2	0	10	1	0	0	3 23
32	BASKERVILLE, C	g	0-2	0-0	0-0	2	1	0	0	1	0	0 13
45	MIKE, Sam	g	0-0	0-0	0-0	0	0	0	0	1	0	0 4
TEAM					3			1				
Totals.....			24-49	12-10	12-19	18	65	11	15	0	11	200

Officials: James Barker, Jerry Heater, Michael Drummond
Technical fouls: Wofford College-None, Georgia Southern-None.
Attendance: 1328

Score by Periods	1st	2nd	Total
Wofford College	30	44	74
Georgia Southern	26	39	65

GAME SEVENTEEN

Wofford 69, Davidson 64
Belk Arena
January 15, 2011



DAVIDSON, N.C. – On Saturday night at Belk Arena, the Wofford College men's basketball team picked up a 69-64 win over Davidson College. The Terriers held a ten-point lead with five minutes remaining, but the Wildcats cut it to only two points in the final minute with three point shots.

Wofford is 8-9 on the season and 5-1 in the Southern Conference and Davidson is 8-9 overall and 2-4 in SoCon play. The Terriers were led by Cameron Rundles with 22 points, twenty of which were in the first half. Noah Dahlman had 13 points and seven rebounds. The Wildcats were led by J.P. Kuhlman with 14 points

The Wildcats scored first, but two three pointers by Cameron Rundles gave the Terriers an early 6-4 lead four minutes into play. Wofford used a quick 7-0 run that included a three by Kevin Giltner to take a 14-6 lead. The Terriers were able to extend the advantage to 25-14 with 8:17 on the clock after a lay-up off the glass by Noah Dahlman. The Wildcats picked up a three and made four free throws as they cut the lead to 29-25 with 3:25 remaining in the half. After making it a two-point game, Cameron Rundles hit a three, forced a turnover and then made a jumper with one second left in the half for a 34-27 lead at the break.

To open the second half, the Wildcats scored with two free throws after an intentional foul. Four minutes into the half, the Terriers held on to a 38-33 lead. Terry Martin hit two free throws and Noah Dahlman followed with a lay-up to make it a 42-37 score at 12:39 in the second. Noah Dahlman then scored the next four points for the Terriers to push the lead to 47-36 just a minute later.

The lead remained at ten at 53-43 at the six minute mark. The Wildcats scored the next four points to make it a 53-47 score, but Wofford answered with a three by Kevin Giltner at 3:05. Davidson then again scored the next four points to make it a 56-51 game with just two minutes left. Brad Loesing then hit a three from the corner to give the Terriers a 59-51 lead with just 1:35 on the clock.

Terry Martin hit two free throws, but Nik Cochran hit a three at the other end for a 63-59 game. After one free throw by Wofford, Cochran hit again from three for a 64-62 score with 46 seconds left. The Wildcats hit a bucket to make it a 66-64 game and Terry Martin added a free throw with six seconds left for a three-point lead. A turnover by the Wildcats led to two free throws by Jamar Diggs to seal the win at 69-64.

Wofford shot 42.3% from the floor and was 53.8% from three. From the free throw line, the Terriers were 64.3%. Davidson was 44.4% overall and was 30.8% from behind the arc. They were 87.0% from the line. Rebounds were tied at 31 each and Wofford forced 16 turnovers.

Wofford 69												
##	Player	FG	3PT	FT	RB	PF	TP	A	TO	BLK	S	MIN
05	DIGGS, Jamar	f	3-9	0-0	2-4	1	3	8	4	0	0	3 38
41	JOHNSON, Tim	f	1-4	0-0	1-4	8	4	3	2	2	2	3 32
42	DAHLMAN, Noah	f	5-11	0-0	3-6	7	2	13	0	4	0	0 33
01	RUNDLES, Cameron	g	7-16	4-8	4-4	4	3	22	1	0	0	3 35
35	LOESING, Brad	g	3-4	1-1	2-2	3	1	9	1	1	0	0 31
10	GILTNER, Kevin	g	2-4	2-3	0-0	2	4	6	0	1	0	0 14
13	WAGENER, Taylor	g	0-1	0-1	0-0	0	0	0	1	0	0	0 3
21	CROWELL, Drew	g	0-0	0-0	0-0	0	1	0	0	0	0	0 2
50	MARTIN, Terry	g	1-3	0-0	6-8	4	3	8	0	1	1	1 12
TEAM					2			2				
Totals.....			22-52	13-18	28-31	21	69	10	9	3	9	200

Davidson 64												
##	Player	FG	3PT	FT	RB	PF	TP	A	TO	BLK	S	MIN
15	COHEN, Jake	f	1-7	0-1	6-6	8	3	8	1	1	4	1 30
40	MAINN, Clint	f	4-6	0-0	1-3	2	3	9	1	4	0	0 19
01	MCKILLIP, Brendan	g	2-4	2-4	2-2	5	4	8	3	1	0	0 30
05	KUHLMAN, JP	g	4-6	0-0	6-6	3	2	14	1	1	0	2 36
23	DRONEY, Tom	g	2-4	0-1	0-0	2	3	4	2	2	0	0 20
12	COCHRAN, Nik	g	3-9	2-6	3-4	2	0	11	2	3	0	0 25
20	REIGEL, Will	g	0-0	0-0	0-0	1	2	0	0	0	1	0 3
24	BROOKS, De'Mon	g	3-7	0-1	2-2	2	3	8	1	2	0	0 15
35	CZERAPOWICZ, Chris	g	0-0	0-0	0-0	0	1	0	0	0	0	0 10
42	ALLISON, Ben	g	1-2	0-0	0-0	4	2	2	2	0	0	1 12
TEAM					2			2				
Totals.....			20-45	13-20	23-31	23	64	11	16	5	4	200

Officials: Bill Covington Sr., Nathan Quick, Greg Fogleman
Technical fouls: Wofford College-None, Davidson-None.
Attendance: 4181

Score by Periods	1st	2nd	Total
Wofford College	34	35	69
Davidson	27	37	64

GAME EIGHTEEN

Chattanooga 56, Wofford 88
Benjamin Johnson Arena
January 20, 2011



SPARTANBURG, S.C. – In a key Southern Conference contest on Thursday night, the Wofford men's basketball team downed Chattanooga 88-56 at Benjamin Johnson Arena. The Terriers scored the first 15 points of the game and never looked back as three players scored over twenty points for Wofford. It was the first conference loss of the season for Chattanooga.

Wofford is 9-9 on the season and 6-1 in the Southern Conference and Chattanooga is 11-9 overall and 7-1 in SoCon play. The Terriers were led by Jamar Diggs with a career-high 24 points, Cameron Rundles with 23 points and Noah Dahlman with 22 points. Tim Johnson led the team with nine rebounds. The Mocs were led by Troy Cage with 19 points.

Cameron Rundles hit two three pointers to open the game for Wofford. After four points by Noah Dahlman and five points by Jamar Diggs, the Terriers had a 15-0 lead just four minutes into the game. Six straight points in the paint by Noah Dahlman pushed the advantage to 26-6 at the 10:23 mark.

With the score 30-9 after another bucket by Cameron Rundles, the Mocs went on a 12-2 run to cut the lead to 32-21 with two minutes left in the half. Jamar Diggs scored seven points in the final 1:42 to give the Terriers a 39-23 lead at the break. In the first half, the Mocs were 9-of-26 from the floor. Wofford on the other hand was 16-of-29 which included five three pointers.

The Terriers opened the second half with a 10-0 run for a 49-23 lead after a bucket by Tim Johnson at the 16:53 mark. Wofford kept building the lead and after a three pointer and free throw by Cameron Rundles at 10:47 in the second half the advantage was 62-33. Jamar Diggs hit a three at 10:13 to give the Terriers a 30 point lead at 65-35.

With just under six minutes to play in the game, Kevin Giltner hit a three to extend the lead to 81-39, the largest of the night for the Terriers at 42 points. At the four minute mark, a jumper from Drew Crowell made it an 85-43 game. In the final minutes, the Mocs made three three-pointers to cut the final margin to 88-56.

Wofford shot 57.6% from the floor and was 57.1% from three. From the free throw line, the Terriers were 72.7%. Chattanooga was 36.2% overall and was 31.8% from behind the arc. They were 57.7% from the line. Wofford had a 35 to 27 advantage in rebounds and the Terriers forced 17 turnovers.

Chattanooga 56												
##	Player	FG	3PT	FT	RB	PF	TP	A	TO	BLK	S	MIN
21	EARLY, Chris	f	2-6	0-3	2-5	4	2	6	0	3	0	0 23
53	SAFFORE, Jeremy	c	1-1	0-0	0-0	2	2	2	0	0	0	0 19
00	WATTAD, Omar	g	2-6	1-2	2-2	1	4	7	0	1	0	1 21
03	BELL, Keegan	g	1-7	1-7	0-1	4	0	3	4	2	0	0 29
22	TAYLOR, Ricky	g	1-5	0-2	2-2	1	4	4	0	3	0	0 23
02	HAMPTON, Dontay	g	1-3	0-1	4-4	2	1	6	2	2	0	1 14
12	CAGE, Troy	g	6-10	4-6	3-5	3	2	19	1	2	0	1 24
14	SMITH, Jeff	g	1-4	1-1	0-0	0	0	3	1	0	0	0 9
32	BURROUGHS, Jahmal	g	0-1	0-0	2-5	4	1	2	0	1	1	0 17
34	JEFFERSON, DeAntre	g	2-4	0-0	0-2	3	1	4	2	2	0	1 21
TEAM					3			1				
Totals.....			17-47	22-15	26-27	17	56	10	17	1	4	200

Wofford 88												
##	Player	FG	3PT	FT	RB	PF	TP	A	TO	BLK	S	MIN
41	JOHNSON, Tim	f	1-6	0-0	0-0	9	3	2	1	3	0	0 27
42	DAHLMAN, Noah	f	10-12	0-0	2-3	5	1	22	1	0	0	1 27
01	RUNDLES, Cameron	g	7-10	5-7	4-5	7	2	23	7	4	0	1 27
05	DIGGS, Jamar	g	10-13	4-6	0-1	3	2	24	3	3	1	6 30
35	LOESING, Brad	g	0-3	0-1	2-2	3	2	2	4	0	0	0 28
10	GILTNER, Kevin	g	2-5	2-4	0-0	2	1	6	0	1	1	0 20
13	WAGENER, Taylor	g	0-2	0-2	0-0	0	1	0	0	1	0	0 6
14	SMITH, Aerris	g	0-1	0-0	0-0	0	0	0	0	1	0	0 4
15	STEELEMAN, Matt	g	1-2	1-1	0-0	1	0	3	0	0	0	0 4
21	CROWELL, Drew	g	2-2	0-0	0-0	0	4	0	0	0	0	0 13
25	TECKLENBURG, J.	g	0-0	0-0	0-0	0	1	0	0	0	0	0 4
50	MARTIN, Terry	g	1-3	0-0	0-0	1	4	2	1	1	0	0 10
TEAM					4			1				
Totals.....			34-59	21-8	11-11							

GAME NINETEEN

Samford 43, Wofford 81
Benjamin Johnson Arena
January 22, 2011



SPARTANBURG, S.C. – On Saturday afternoon, the Wofford men's basketball team used a strong defensive performance to defeat Samford 81-43 at Benjamin Johnson Arena. The Terriers limited the Bulldogs to only five field goals in the second half while never trailing in the contest.

Wofford is 10-9 on the season and 7-1 in the Southern Conference and Samford is 10-10 overall and 2-6 in SoCon play. Four Wofford players scored in double figures, led by Noah Dahlman with 24 points. Jamar Diggs scored 14, Kevin Giltner had 13 and Terry Martin added 12 points. Tim Johnson led the squad with 13 rebounds. The Bulldogs were led by Jeffrey Merritt with 15 points.

Both teams opened the game with three pointers, which was followed by a lay-up and free throw by Noah Dahlman for a 6-3 lead at 16:28. A three pointer by Kevin Giltner pushed the lead to four at 9-5 and the Terriers never looked back. The lead was 21-9 at the 8:53 mark, but back-to-back threes by the Bulldogs cut the advantage to 21-15. Jamar Diggs got the lead back to ten points at 27-17 with 4:59 remaining in the first half. At the break, the Terriers led 39-24.

In the second half, Wofford was able to use a 9-0 run that included five straight points by Terry Martin to take a 57-32 lead with 14:00 left in the half. Another run of seven straight points concluded with a three by Jamar Diggs made it a 67-37 game with nine minutes remaining.

After going up 35 points with another 7-0 run, the Terriers cleared the bench with four minutes remaining in the game. Aerris Smith scored his first points of the season with 2:52 on the clock and Matt Steelman hit a three with 1:10 left in the game for the final points in the 81-43 win. It was the second straight 30+ point win for the Terriers after a 32 points win on Thursday night against Chattanooga.

Wofford shot 50.8% from the floor and was 42.1% from three. From the free throw line, the Terriers were 52.4%. Samford was 29.8% overall and was 26.1% from behind the arc. They were 69.2% from the line. Wofford had a 48 to 21 advantage in rebounds and the Terriers forced 12 turnovers. The 43 points allowed and the 29.8% from the floor by Samford marked season-bests for the Wofford defense.

Samford 43													
##	Player	FG	3PT	FT	RB	PF	TP	A	TO	BLK	S	MIN	
01	WINDLER, Drew	f	2-4	2-3	2-2	0	2	8	0	2	0	17	
04	DAVIS, Josh	f	0-3	0-3	0-0	2	1	0	1	1	0	26	
12	PETERSON, John	f	1-2	1-1	2-2	2	4	5	0	1	0	21	
14	JOHNSON, Kaylin	g	0-5	0-3	0-0	5	0	0	0	0	0	21	
21	WOOTEN, Gregg	g	2-10	1-4	4-6	0	1	9	3	3	0	30	
02	BERMUDEZ, Gaby	g	0-3	0-2	0-0	0	0	0	1	1	0	10	
05	MERRITT, Jeffrey	g	6-9	2-2	1-2	4	2	15	2	1	1	29	
10	BEDWELL, Josh	g	0-2	0-1	0-0	1	0	0	0	0	0	12	
23	FRIDAY, Matthew	g	2-3	0-1	0-0	2	2	4	2	0	0	11	
24	COOK, Will	g	1-4	0-2	0-1	1	1	2	0	1	0	11	
32	KING, Andy	g	0-2	0-1	0-0	0	2	0	0	0	0	10	
33	BARNES, Levi	g	0-0	0-0	0-0	0	0	0	0	1	0	2	
TEAM				4		1							
Totals.....		14-47-23		9-13		21		15		43		8 12 2 4 200	

Wofford 81													
##	Player	FG	3PT	FT	RB	PF	TP	A	TO	BLK	S	MIN	
41	JOHNSON, Tim	f	2-5	0-0	2-6	13	2	6	4	1	1	0	26
42	DAHLMAN, Noah	f	11-13	0-0	2-3	4	2	24	2	1	0	0	22
01	RUNDLES, Cameron	g	2-6	0-1	0-1	6	1	4	3	1	0	4	25
05	DIGGS, Jamar	g	5-10	4-6	0-0	1	0	14	2	1	0	2	27
35	LOESING, Brad	g	0-2	0-2	1-2	1	2	1	4	1	1	1	28
10	GILTNER, Kevin	g	5-10	3-7	0-1	3	0	13	0	0	0	1	23
13	WAGENER, Taylor	g	0-1	0-1	0-0	3	2	0	1	1	0	0	8
14	SMITH, Aerris	g	1-3	0-0	0-2	1	2	0	0	0	0	0	4
15	STEELEMAN, Matt	g	1-3	1-2	0-0	0	0	3	0	0	0	0	4
21	CROWELL, Drew	g	1-2	0-0	0-0	6	0	2	1	0	0	0	13
25	TECKLENBURG, J.	g	0-1	0-0	0-0	0	1	0	0	0	0	0	4
50	MARTIN, Terry	g	3-5	0-0	6-8	6	3	12	0	1	0	0	16
TEAM				3									
Totals.....		31-61-18		11-21		48		14		81		17 7 2 8 200	

Officials: Michael Drummond, Robbie Robinson, Anthony Franklin
Technical fouls: Samford-None. Wofford College-None.
Attendance: 1620

Score by Periods	1st	2nd	Total
Samford	24	19	43
Wofford College	39	42	81

GAME TWENTY

Furman 73, Wofford 68 OT
Benjamin Johnson Arena
January 24, 2011



SPARTANBURG, S.C. – The Wofford men's basketball team was defeated 73-68 in overtime by Furman at Benjamin Johnson Arena. The Terriers used a 13-0 run to take a lead in the second half, but the Paladins scored the first seven points in overtime to secure the victory.

Wofford is 10-10 on the season and 7-2 in the Southern Conference and Furman is 15-5 overall and 7-2 in SoCon play. Wofford was led by Noah Dahlman with 24 points, while Jamar Diggs added 14 points. Tim Johnson led all players with eight rebounds. The Paladins were led by Amu Saaka with 22 points, followed by Noah States and Brandon Serurumbi with 15 each.

The Paladins were able to take an early 12-6 lead at 15:22. Wofford tied the game at twelve after a three by Kevin Giltner and it was also tied at 14 after a shot by Terry Martin. The Terriers had an 18-17 lead at the 11:56 mark, however the Paladins went on a 10-0 that included two three-pointers. Wofford ended the run with a three by Cameron Rundles for a 27-21 score with 7:22 left in the half. The Paladins kept an eight point lead until the final minute of the half when Jamar Diggs hit a three and Noah Dahlman added a lay-up for a 37-33 score at the break. In the first half the Paladins shot 68.0% from the floor and were 3-of-5 on three pointers.

To open the second half, Furman hit a three and a lay-up to go up 42-33. With the score 37-44 at the 17:50 mark, neither team scored for the next three minutes until Brad Loesing hit a free throw. With the score 53-45, the Terriers would use a 13-0 run in just two minutes to take a 54-53 lead after a lay-up by Noah Dahlman gave Wofford a 58-53 lead.

The Paladins were able to regain the lead at 59-58 after four straight points by Amu Saaka with 3:45 left in the half. Shots by Noah Dahlman and Brad Loesing made it a 62-59 lead with 2:49 on the clock. The Paladins tied the game with 3-of-4 free throws. Wofford got the ball back with 33 seconds remaining and held for the last shot. A lay-up by Cameron Rundles bounced off as time expired and the game went to overtime.

In the extra period, the Paladins scored the first seven points as the Terriers missed their first seven shots. Jamar Diggs got the Terriers on the board with a basket at the 1:56 mark and added two free throws to make it a 69-66 game. Furman still had a three point lead at 71-68. In the final thirty seconds the Terriers would miss four shots and the Paladins hit two free throws for the 73-68 final score.

Wofford shot 41.8% from the floor and was 26.7% from three. From the free throw line, the Terriers were 53.3%. Furman was 54.0% overall and was 41.7% from behind the arc. They were 87.5% from the line. Wofford had a 35-31 lead on the boards.

Furman 73													
##	Player	FG	3PT	FT	RB	PF	TP	A	TO	BLK	S	MIN	
04	STATES, Noah	f	6-12	1-1	2-2	4	4	15	3	0	3	1	27
24	SEBIRUMBI, Brandon	f	5-6	0-0	5-6	3	4	15	1	2	0	0	33
31	SAKA, Amu	f	7-10	2-5	6-6	6	0	22	0	1	0	0	41
01	DEHM, Justin	g	3-9	1-4	0-0	2	1	7	2	4	0	2	39
05	EVANS, Darryl	g	2-4	0-0	1-2	6	4	5	4	1	0	0	39
03	BROWN, Richard	g	1-2	1-2	0-0	1	1	3	1	0	0	1	6
12	REDDICK, Charlie	g	0-0	0-0	0-0	1	0	0	0	1	0	0	2
22	AUSTIN, Bobby	g	0-0	0-0	0-0	1	1	0	0	0	0	0	8
43	REDDICK, Colin	g	3-6	0-0	0-0	2	0	6	0	1	0	0	14
44	TOLER, Chris	g	0-1	0-0	0-0	2	0	0	0	1	1	1	16
TEAM				3		1							
Totals.....		27-50-12		14-16		31		15		73		11 12 4 5 225	

Wofford 68													
##	Player	FG	3PT	FT	RB	PF	TP	A	TO	BLK	S	MIN	
41	JOHNSON, Tim	f	2-9	0-0	0-4	8	1	4	3	2	1	2	32
42	DAHLMAN, Noah	f	11-17	0-0	2-2	4	5	24	1	1	0	1	34
01	RUNDLES, Cameron	g	3-11	1-5	0-1	5	1	7	0	2	0	0	39
05	DIGGS, Jamar	g	4-11	1-4	5-6	2	2	14	4	3	1	1	40
35	LOESING, Brad	g	2-5	0-1	1-2	5	1	5	7	2	0	0	40
10	GILTNER, Kevin	g	3-7	2-5	0-0	3	1	8	0	0	0	0	17
50	MARTIN, Terry	g	3-7	0-0	0-0	2	3	6	0	1	0	1	23
TEAM				6									
Totals.....		28-67-4		15-35		14		68		15		11 2 5 225	

Officials: Ted Valentine, Gary Maxwell, Douglas Simons
Technical fouls: Furman-None. Wofford College-None.
Attendance: 2594

Score by Periods	1st	2nd	OT	Total
Furman	37	25	11	73
Wofford College	33	29	6	68

GAME TWENTY-ONE

Wofford 74, Appalachian State 65
Holmes Center - January 27, 2011



BOONE, N.C. – The Wofford men's basketball team used a 10-0 run in the second half on the way to a 74-65 win over Appalachian State on Thursday night at Holmes Arena. The Terriers hit only two three pointers in the contest, but made up for it on the line hitting 24-of-29 free throws.

Wofford is 11-10 on the season and 8-2 in the Southern Conference and Appalachian State is 8-12 overall and 4-6 in SoCon play. The Terriers were led by Noah Dahlman with 23 points, followed by Cameron Rundles with 14 points and a team-high eight rebounds. Kevin Giltner added ten points and Drew Crowell had a career-high eight points. The Mountaineers were led by Donald Sims with 23 points.

The Terriers scored first and had a 4-1 lead before Noah Dahlman scored eight straight points for Wofford to take a 12-3 lead at 14:19 in the first half. The Mountaineers hit two threes, but still trailed 21-13 with 10:48 on the clock after Terry Martin hit two free throws.

Appalachian State then went on a 7-0 run to make it a 21-20 game with 7:23 left in the first half. A three by Donald Sims tied the game at 23 at the seven minute mark. Noah Dahlman added two free throws, then Wofford had two buckets from Drew Crowell for a 29-26 lead with four minutes remaining in the half. The Terriers used a quick 6-1 run to push the lead to 35-29 at 2:10 and a bucket by Brad Loesing gave Wofford a 37-31 advantage at the break. The Mountaineers hits five three pointers in the first half compared to only one for the Terriers.

Wofford scored first to open the second half, but then the Mountaineers cut the lead after a long three by Donald Sims for a 43-40 score four minutes into play. Appalachian State's Omar Carter scored the next six points to take a 46-43 lead with 11:59 on the clock. The Terriers responded and a three by Kevin Giltner tied the game at 48 each with 9:28 left in the half.

The Terriers added a bucket by Tim Johnson and two free throws by Cameron Rundles to take a 52-48 lead with 7:26 remaining. Wofford used four straight free throws by Rundles to extend the advantage to 60-53 at the 4:24 mark. A bucket by Cameron Rundles and a lay-up by Tim Johnson pushed it to a 64-53 lead with 3:16 left in the game. The Terriers had a ten-point lead at 67-57 with just under two minutes to play. Appalachian State's Donald Sims scored four straight to cut the lead to six points with 62 seconds left. Wofford was six-of-six from the line in the final fifty seconds to take a 74-65 win.

Wofford shot 42.9% from the floor and was 15.4% from three. From the free throw line, the Terriers were 82.8%. Appalachian State was 42.9% overall and was 40.0% from behind the arc. They were 89.5% from the line. Wofford had a 36-27 lead on the boards and had 16 rebounds. The Terriers forced 14 turnovers.

Wofford 74													
##	Player	FG	3PT	FT	RB	PF	TP	A	TO	BLK	S	MIN	
41	JOHNSON, Tim	f	2-5	0-0	2-4	6	4	6	3	0	0	0	23
42	DAHLMAN, Noah	f	9-16	0-0	5-7	6	1	23	3	0	0	3	33
01	RUNDLES, Cameron	g	3-11	0-7	8-8	2	14	2	1	0	0	0	37
05	DIGGS, Jamar	g	1-6	0-2	3-4	2	4	5	3	1	1	1	29
35	LOESING, Brad	g	2-5	0-0	0-0	1	3	4	4	2	0	0	36
10	GILTNER, Kevin	g	2-4	2-4	4-4	1	1	10	0	1	0	2	20
21	CROWELL, Drew	g	4-6	0-0	0-0	5	1	8	1	0	0	0	14
50	MARTIN, Terry	g	1-3	0-0	2-2	1	1	4	0	1	0	1	8
TEAM				6		1							
Totals.....		24-56-13		24-29		36		17		74		16 7 1 7 200	

Appalachian State 65													
##	Player	FG	3PT	FT	RB	PF	TP	A	TO	BLK	S	MIN	
50	WILLIAMSON, Andre	f	3-7	0-0	1-2	8	3	7	1	2	3	0	28
54	HAUSLEY, Petye	f	0-2	0-0	1-2	2	3	1	0	2	1	1	19
00	SIMS, Donald	g	5-13	3-6	10-10	3	2	23	2	2	1	0	40
21	CARTER, Omar	g	5-11	0-2	5-5	5	3	15	1	4	0	1	39
33	WOODS, Mitch	g	0-2	0-2	0-0	2	3	0	1	1	0	1	18
11	HEALY, Nathan	g	4-6	2-3	0-0	3	3	10	0	2	0	2	30
12	WRIGHT, Marcus	g	4-6	1-2	0-0	1	3	9					

GAME TWENTY-TWO

Western Carolina 66, Wofford 75
Benjamin Johnson Arena
January 29, 2011



SPARTANBURG, S.C. - Noah Dahlman poured in 34 points as the Wofford men's basketball team defeated Western Carolina 75-66 on Saturday night at Benjamin Johnson Arena. The Terriers used an 18-2 run in the first half to take the lead and the Catamounts could not recover.

Wofford is 12-10 on the season and 9-2 in the Southern Conference and Western Carolina is 9-13 overall and 5-5 in SoCon play. With the win, Wofford moves into first place in the SoCon South Division, a half-game ahead of the College of Charleston. The Terriers were led by Noah Dahlman with 34 points on 15-of-17 shooting. Cameron Rundles added 19 points and Tim Johnson led all players with seven rebounds. The Catamounts were led by Trey Sumler with 16 points and Harouna Mutombo with 15 points.

The Terriers scored the first four points, but the Catamounts took an 8-7 lead four minutes in to the game. The score was tied at twelve points when Wofford went on a 10-0 run to take a 22-12 lead. After a jumper by Western Carolina at 11:36, the Terriers stretched the run to 18-2 for a 30-14 lead with 9:26 left in the first half.

Western Carolina was able to answer with an 11-2 run to cut the lead to 32-25 with 6:29 on the clock. The Wofford lead was at eleven points with 3:21 left in the half and at the break the score was 40-30 in favor of the Terriers.

In the second half Wofford was able to push the lead to 47-34 with 16:23 on the clock. The Catamounts cut the lead to nine, but after a lay-up by Kevin Giltner with 13:19 remaining the lead was 51-39. With six minutes left, Western Carolina was able to chip away and make it a six-point game. Eventually the Catamounts would cut the lead to four points at 59-55 with five minutes left. Wofford scored two quick buckets to push the advantage back to eight points.

With just over a minute remaining, Cameron Rundles hit a lay-up, which was followed by a steal by Jamar Diggs who added two points for a 68-57 lead. After a three by the Catamounts, Brad Loesing hit two free throws for a 72-60 score with 44 seconds remaining. The Terriers struggled from the free throw line in the final 35 seconds, going 3-6, but were able to come away with a 75-66 win.

Wofford shot 57.7% from the floor and was 25.0% from three. From the free throw line, the Terriers were a season-low 52.2%. Western Carolina was 46.4% overall and was 15.4% from behind the arc. They were 60.0% from the line. Wofford had a 33-32 lead on the boards and had 19 assists in the game. Jamar Diggs set a new career-high with four blocks on the night and Brad Loesing tied his career-best with eight assists.

Western Carolina 66												
##	Player	FG	3PT	FT	RB	PF	TP	A	TO	BLK	S	MIN
22	MUTOMBO, Harouna f	7-9	0-1	1-3	3	5	15	1	2	0	1	27
50	GORDON, Richie f	3-5	0-0	4-4	6	5	10	0	2	2	2	22
05	SUMLER, Trey g	6-11	1-3	3-5	4	1	16	0	5	0	0	38
12	WILLIAMS, Mike g	2-13	0-4	3-4	3	5	7	6	3	0	3	35
24	BOGGS, Brandon g	2-2	0-0	0-0	2	2	4	2	4	0	1	25
04	COLE, Keaton g	0-7	0-4	0-0	0	2	0	0	1	0	1	17
32	KING, Tawaski g	3-5	0-0	1-2	4	3	7	0	1	0	0	18
40	ROSS, Preston g	3-4	1-1	0-2	3	1	7	0	0	1	0	18
	TEAM				7							
Totals.....		26-56	13	12-20	32	24	66	9	18	3	7	200

Wofford 75												
##	Player	FG	3PT	FT	RB	PF	TP	A	TO	BLK	S	MIN
41	JOHNSON, Tim f	1-5	0-0	0-0	7	4	2	4	3	0	1	24
42	DAHLMAN, Noah f	15-17	0-0	4-5	4	2	34	3	0	0	1	34
01	RUNDLES, Cameron g	7-13	3-7	2-6	4	3	19	2	0	1	0	34
05	DIGGS, Jamar g	2-5	0-2	1-2	4	5	5	0	3	4	1	32
35	LOESING, Brad g	2-4	0-0	3-4	2	4	7	8	4	0	0	31
10	GILTNER, Kevin g	2-5	0-3	1-4	1	1	5	0	2	0	0	23
21	CROWELL, Drew g	0-0	0-0	0-0	1	1	0	0	0	0	0	5
50	MARTIN, Terry g	1-3	0-0	1-2	3	2	3	2	4	0	1	17
	TEAM				7							
Totals.....		30-52	13	12-23	33	22	75	19	16	5	4	200

Officials: Greg Fogleman, Dan Stryffeler, Scott Smith
Technical fouls: Western Carolina-None. Wofford College-None.
Attendance: 2026

Score by Periods	1st	2nd	Total
Western Carolina	30	36	66
Wofford College	40	35	75

GAME TWENTY-THREE

Wofford 54, College of Charleston 79
Carolina First Arena
February 3, 2011



CHARLESTON, S.C. - The Wofford men's basketball team had a lead at the half but the rest of the game was all College of Charleston in a 79-54 defeat at Carolina First Arena on Thursday night. The Terriers led 34-32 at the break, but the Cougars outscored Wofford 47-20 in the second half, which included six three pointers.

Wofford is 12-11 on the season and 9-3 in the Southern Conference and the College of Charleston is 16-7 overall and 9-2 in SoCon play. The Cougars move into first place in the Southern Conference South Division. The Terriers were led by Noah Dahlman with 22 points and nine rebounds. The Cougars were led by Andrew Goudelock with 25 points and Antwaine Wiggins with 13 points. Trent Wiedeman had eight rebounds for Charleston.

The Cougars opened the game with two three pointers. Wofford answered with a couple of buckets from Noah Dahlman, however the College of Charleston had a 12-4 lead four minutes into the game. The Terriers scored the next six points to make it a two-point game three minutes later.

The game was tied at 21, 23, 25, and 27 before the Terriers took their first lead of the game at 29-27 with 3:32 left in the first half on a bucket by Noah Dahlman. The Cougars regained the lead with a three by Andrew Lawrence, but Dahlman answered again to take a one-point lead. After Tim Johnson hit a bucket and free throw, the lead was four points. The College of Charleston added one more bucket before the break and the Terriers had a 34-32 half time lead.

To open the second half, the Terriers turned it over twice and Andrew Goudelock hit two three pointers to take a 38-34 lead. The Cougars had an 8-0 run to begin the half and were up 40-34 three minutes into play. The College of Charleston continued to push the ball and the run was extended to 18-5 as the Cougars were up 52-39 with under twelve minutes to go in the second half.

College of Charleston kept hitting shots and outrebounding the Terriers on both ends of the court as they took a 60-42 lead with 7:28 left in the game. The Cougars kept up the pace and Wofford could not keep up down the stretch and the final score was 79-54.

Wofford shot 44.0% from the floor and was 25.0% from three. From the free throw line, the Terriers were 57.1%. College of Charleston was 46.9% overall and was 38.5% from behind the arc. They were 100.0% from the line. Wofford was outrebounded by a 38-26 margin.

Wofford 54												
##	Player	FG	3PT	FT	RB	PF	TP	A	TO	BLK	S	MIN
41	JOHNSON, Tim f	3-7	0-0	1-2	5	3	7	3	2	0	0	28
42	DAHLMAN, Noah f	9-15	0-0	4-6	9	3	22	0	3	0	0	34
1	RUNDLES, Cameron g	4-9	1-5	0-0	2	1	9	2	3	0	3	31
35	LOESING, Brad g	0-4	0-1	0-0	1	1	0	1	3	0	1	35
5	DIGGS, Jamar g	3-8	0-1	1-2	3	3	7	3	1	0	0	31
10	GILTNER, Kevin g	0-0	0-0	0-2	0	0	0	1	0	0	0	14
13	WAGENER, Taylor g	1-1	1-1	2-2	0	0	5	0	0	0	0	1
15	STEELMAN, Matt g	0-0	0-0	0-0	0	0	0	0	0	0	0	1
2	PARKER, Nathan g	1-1	0-0	0-0	1	0	2	0	1	0	0	7
21	CROWELL, Drew g	0-0	0-0	0-0	0	0	0	0	0	0	0	3
25	TECKLENBURG, J. g	0-0	0-0	0-0	0	0	0	1	0	0	1	1
50	MARTIN, Terry g	1-5	0-0	0-0	2	0	2	0	0	0	0	14
	TEAM				3							
Totals.....		22-50	2-8	8-14	26	11	54	11	13	0	5	200

College of Charleston 79												
##	Player	FG	3PT	FT	RB	PF	TP	A	TO	BLK	S	MIN
21	SIMMONS, Jeremy f	4-6	0-0	0-0	5	0	8	2	2	1	2	30
30	WIGGINS, Antwaine f	6-11	1-3	0-0	6	2	13	3	1	1	2	31
53	HALL, Willis f	4-8	2-5	0-0	5	2	10	2	0	0	0	23
01	MONROE, Donavang g	1-4	1-1	4-4	3	4	7	1	1	0	2	23
03	GOUDELOCK, Andrew g	8-19	4-9	5-5	0	1	25	6	2	0	2	34
04	LAWRENCE, Andrew g	3-7	2-5	0-0	2	1	8	0	1	0	1	25
11	JOHNSON, Nori g	0-1	0-1	0-0	0	0	0	0	0	0	0	1
25	CARLTON, James g	1-2	0-0	0-0	1	0	2	0	0	0	0	2
32	SCOTT, Jordan g	0-1	0-1	0-0	0	0	0	0	1	0	0	5
35	TUROK, Jordan g	0-0	0-0	0-0	0	1	0	0	0	0	0	1
41	CAMPBELL, Garrett g	0-0	0-0	0-0	0	0	0	0	0	0	0	1
44	WIEDEMAN, Trent g	3-5	0-1	0-0	8	2	6	0	0	3	0	24
	TEAM				8							
Totals.....		30-64	10-26	9-9	38	13	79	14	8	5	10	200

Officials: Ted Valentine, Scott Smith and Jeremy Mosier
Technical fouls: Wofford College-None. Coll. of Charleston-None.
Attendance: 5038

Score by Periods	1st	2nd	Total
Wofford College	34	20	54
Coll. of Charleston	32	47	79

GAME TWENTY-FOUR

Wofford 74, The Citadel 60
McAlister Fieldhouse
February 5, 2011



CHARLESTON, S.C. - The Wofford men's basketball team picked up a 74-60 win over The Citadel on Saturday night at McAlister Fieldhouse. The Terriers never trailed in the game as the squad shot 54% from the floor and held the Bulldogs to only 36.4%.

Wofford is 13-11 on the season and 10-3 in the Southern Conference and The Citadel is 9-15 overall and 5-7 in SoCon play. With the win and a loss by Furman, Wofford is in second place in the SoCon South Division. The Terriers were led by Noah Dahlman with 22 points and Cameron Rundles added 19 points. Tim Johnson led all players with ten rebounds. The Bulldogs were led by Cameron Wells with 16 points, ten of which were free throws.

The Terriers opened the game with a three by Cameron Rundles. A dunk by Tim Johnson gave Wofford a 7-4 lead with 16:25 on the clock. An 11-2 run by the Terriers that included a three by Kevin Giltner and four points by Noah Dahlman made it an 18-6 game with 12:40 remaining in the first half.

Another three pointer by Cameron Rundles gave the Terriers a 23-12 lead with 8:43 on the clock. After taking a 25-16 advantage with six minutes left, the Bulldogs scored the next six points to cut the lead to 25-22 with 3:26 remaining. Wofford would score six of the final eight points of the half to take a 31-24 at the break.

Wofford opened the second half with a three by Cameron Rundles, but it was matched at the other end with a three by Zach Urbanus. Terry Martin hit two straight buckets for the Terriers to take a 41-31 lead three minutes into play. Wofford then used an 8-2 run that was capped by a three pointer from Cameron Rundles to push the advantage to 50-33 with 13:17 on the clock.

The Bulldogs were able to cut the lead to 52-42 with ten minutes to go in the second half. Wofford answered with two buckets from Noah Dahlman to take a 14-point lead. At the 6:55 mark, the Terriers held a 60-47 advantage. Three minutes later, Wofford was able to extend the lead to 68-49 after two free throws by Cameron Rundles. The Citadel answered with a three by Zach Urbanus with 3:39 on the clock to make it a 68-52 score. In the final minutes, the Bulldogs cut the lead, but the Terriers left Charleston with a 74-60 win.

Wofford shot 54.2% from the floor and was 42.9% from three. From the free throw line, the Terriers were 64.0%. The Citadel was 36.4% overall and was 33.3% from behind the arc. They were 92.6% from the line. Wofford had a 29-25 lead on the boards. Cameron Wells and Mike Groselle fouled out for the Bulldogs.

Wofford 74												
##	Player	FG	3PT	FT	RB	PF	TP	A	TO	BLK	S	MIN
01	RUNDLES, Cameron g	5-9	4-5	5-6	3	3	19	5	3	0	2	21
05	DIGGS, Jamar g	5-9	1-2	0-0	0	3	11	4	3	2	0	30
35	LOESING, Brad g	1-4	0-3	2-2	1	4	4	5	3	0	1	30
41	JOHNSON, Tim f	1-3	0-0	0-0	10	3	2	0	2	0	2	23
42	DAHLMAN, Noah f	9-12	0-0	4-7	5	1	22	0	0	1	1	31
02	PARKER, Nathan g	0-0	0-0	1-4	3	1	1	1	2	0	1	12
10	GILTNER, Kevin g	2-7	1-4	2-4	2	1	7	2	0	0	0	22
13	WAGENER, Taylor g	0-0	0-0	2-2	0	0	2	0	1	0	0	2
14	SMITH, Aerris g	0-0	0-0	0-0	0	0	0	0	0	0	0	2
15	STEELMAN, Matt g	0-0	0-0	0-0	0	0	0	0	0	0	0	2
21	CROWELL, Drew g	0-0	0-0	0-0	1	2	0	0	0	0	0	4
25	TECKLENBURG, J. g	0-0	0-0	0-0	0	0	0	0	0	0	0	3
50	MARTIN, Terry g	3-4	0-0	0-0	4	4	6	1	3	0	1	18
	TEAM				1							
Totals.....		26-48	6-14	16-25	29	24	74	18	17	5	7	200

The Citadel 60												
##	Player	FG	3PT	FT	RB	PF	TP	A	TO	BLK	S	M
15	URBANUS, Zach *	2-6	2-4	5-6	0	11	2	4	0	1	3	38
22	WELLS, Cameron *	3-11	0-2	10-10	4	5	16	4	4	2	2	36
24	DAHNS, Austin *	2-4	0-1	0-0	4	4	4	2	4	0</		

GAME TWENTY-FIVE

Davidson 67, Wofford 58
Benjamin Johnson Arena
February 9, 2011



SPARTANBURG, S.C. – Despite an 11-0 run to start the second half, the Wofford men's basketball team was defeated 67-58 by Davidson on Wednesday night at Benjamin Johnson Arena. The Wildcats had a ten-point lead at the half, but the Terriers gained the advantage with a 16-2. Davidson however outscored Wofford 10-4 in the final five minutes for the road win.

Wofford is 13-12 on the season and 10-4 in the Southern Conference and Davidson is 13-12 overall and 7-7 in SoCon play. The Wildcats have now won five straight games. The Terriers were led by Jamar Diggs and Cameron Rundles, each with 13 points. Noah Dahlman added eleven points, while Tim Johnson had 13 rebounds. The Wildcats were led by Brendan McKillop with 16 points, followed by Clint Mann with twelve.

The Wildcats took an early 7-3 lead, but the Terriers tied it up at seven three minutes into play. Wofford had a one-point advantage after a lay-up by Terry Martin, but Davidson scored the next five for a 17-13 lead with 13:45 on the clock. The contest was tied at 17, 19 and 21 before the Wildcats hit back-to-back threes for a 27-21 lead. With the score 29-25 with 6:41 left in the half, Davidson scored eight of the final ten points for a 37-27 lead at the break.

In the second half, the Terriers used an 11-0 run to open play and take a 38-37 lead with 14:40 on the clock. During the run, Noah Dahlman scored four points and Tim Johnson added three. The Wildcats scored their first points of the second half at 13:52 with a lay-up, but it was answered at the other end of the floor with a dunk by Tim Johnson for a 40-39 lead at 13:05.

Kevin Giltner hit a jumper and added a free throw for a 43-49 lead with 11:49 left in the game. The Wildcats answered with back-to-back threes to regain the lead with 10:31 on the clock. After a lay-up by Noah Dahlman, Davidson added another three for a 48-45 advantage. Wofford answered with a jumper from the corner by Terry Martin and a three by Cameron Rundles for a 50-48 lead with 8:16 remaining.

Davidson scored the next five points, all by J.P. Kuhlman, to make it a 53-50 game with 7:12 on the clock. After two free throws by Jamar Diggs, the Wildcats had a 55-54 lead with 5:29 left in the game. Over the final five minutes, Davidson would outscore Wofford 10-4, including the final five points of the game for the 67-58 final.

Wofford shot 40.0% from the floor and was 25.0% from three, making only one of four attempts. From the free throw line, the Terriers were 65.0%. Davidson was 43.4% overall and was 39.1% from behind the arc. They were 70.6% from the line. Davidson had a 36-35 edge on the glass. Terry Martin fouled out for the Terriers.

Davidson 67													
#	Player	FG	3PT	FT	RB	PF	TP	A	TO	BLK	S	MIN	
15	COHEN, Jake	f	2-6	1-2	2-3	6	2	7	0	2	1	0	26
40	MANN, Clint	f	6-9	0-1	0-0	6	3	12	1	4	1	0	25
01	MCKILLOP, Brendan	g	5-9	5-9	1-2	1	3	16	0	0	0	0	29
05	KUHLMAN, JP	g	2-9	1-4	3-3	3	2	8	6	0	0	1	33
23	DRONEY, Tom	g	0-2	0-1	0-0	2	1	0	2	2	0	0	15
12	COCHRAN, Nik	g	1-8	1-3	5-6	4	4	8	2	2	0	0	32
24	BROOKS, De'Mon	g	5-5	0-0	1-1	3	4	11	1	1	0	0	16
31	DOWNING, Jordan	g	1-2	1-1	0-0	1	0	3	1	0	0	0	6
34	BEN-EZE, Frank	g	0-0	0-0	0-0	1	0	0	0	0	0	0	2
35	CZERAPOWICZ, Chris	g	0-2	0-2	0-0	1	0	0	0	0	0	0	5
42	ALLISON, Ben	g	1-1	0-0	0-2	3	0	2	0	0	0	0	11
TEAM				5				1					
Totals.....		23-53		12-17		36		19		67		13 2 1 200	

Wofford 58													
#	Player	FG	3PT	FT	RB	PF	TP	A	TO	BLK	S	MIN	
41	JOHNSON, Tim	f	3-8	0-0	1-3	13	2	7	0	1	0	1	34
42	DAHLMAN, Noah	f	5-11	0-0	1-1	6	3	11	1	1	1	1	30
01	RUNDLES, Cameron	g	4-12	1-3	4-7	5	1	13	0	0	0	1	33
05	DIGGS, Jamar	g	4-13	0-0	5-6	3	2	13	4	1	2	2	34
15	LOESING, Brad	g	2-3	0-0	0-0	4	4	2	3	0	0	2	23
02	PARKER, Nathan	g	0-1	0-0	0-0	2	0	1	2	0	0	8	
10	GILTNER, Kevin	g	2-4	0-1	1-1	1	0	5	2	0	0	2	22
50	MARTIN, Terry	g	2-3	0-0	1-2	4	5	5	0	1	0	0	16
TEAM				3				1					
Totals.....		22-55		1-4		13-20		35		19		58 10 9 3 9 200	

Officials: Steve Pyatt, Mark Schnur, Terry Gilbert
Technical fouls: Davidson-None, Wofford College-None.
Attendance: 1711

Score by Periods	1st	2nd	Total
Davidson	37	30	67
Wofford College	27	31	58

GAME TWENTY-SIX

Georgia Southern 61, Wofford 69
Benjamin Johnson Arena
February 12, 2011



SPARTANBURG, S.C. – The Wofford men's basketball team opened up a nineteen point lead in the second half, but had to hang on in the final minutes for a 69-61 win over Georgia Southern on Saturday night at Benjamin Johnson Arena. The game marked senior night for five Wofford players in their final SoCon home game.

Wofford is 14-12 on the season and 11-4 in the Southern Conference and Georgia Southern is 4-23 overall and 0-14 in SoCon play. Terriers were led by Noah Dahlman with 17 points, Jamar Diggs with 16 points and Cameron Rundles with 13 points. Tom Johnson led all players with nine rebounds. The Eagles were led by Ben Drayton with 31 of the team's 61 points.

The Terrier scored first and had an early 8-5 lead six minutes into play. Wofford was able to push the advantage to 13-7 after a three by Brad Loesing and a bucket by Tim Johnson at the twelve minute mark. A three by Kevin Giltner made it a nine-point game at 18-9 with just under ten minutes left in the half.

Wofford kept a nine point lead until 4:36 on the clock when the Eagles used a 6-1 run to cut the advantage to 23-19 with 2:05 left. The Terriers answered with back-to-back lay-ups by Noah Dahlman for an eight point lead. Drew Crowell added a jumper with two seconds left in the half for a 30-21 halftime lead.

To open the second half, Cameron Rundles hit a three for the Terriers. Over the first three minutes of the half, Wofford went on a 12-2 run and were up 42-23 with 16:47 on the clock. The lead was still 19 points with 13:34 left in the half, but the Eagles used six straight points by Ben Drayton to cut the advantage to 47-34 with 11:54 remaining.

The Eagles kept chipping away at the Wofford lead and at the five minute mark cut it to nine points at 55-46. Despite regaining a ten-point lead with a 60-52 score with 3:07 left, Georgia Southern was able to make it a 63-59 game with 1:03 left as Ben Drayton took over for the Eagles. Noah Dahlman hit a bucket and free throw, which was followed by two free throws by Jamar Diggs push the lead back to 68-59. Tim Johnson a late free throw for a 69-61 lead with 30 seconds left and then a steal by Jamar Diggs sealed the win for the Terriers.

Wofford shot 50.0% from the floor and was 33.3% from three. From the free throw line, the Terriers were 62.2%. Georgia Southern was 46.0% overall and was 27.3% from behind the arc. They were 85.7% from the line. Georgia Southern had a 33-23 lead on the glass, but the Eagles committed 23 turnovers in the game.

Georgia Southern 61													
#	Player	FG	3PT	FT	RB	PF	TP	A	TO	BLK	S	MIN	
02	SPENCER, Rory	f	2-5	0-0	1-2	2	4	5	1	4	0	0	21
00	DRAYTON, Ben	g	11-16	1-1	8-9	5	3	31	2	6	0	3	36
03	FERGUSON, Eric	g	7-14	1-4	1-1	7	3	16	1	2	1	1	29
05	HEWITT, Jelani	g	0-6	0-4	0-0	4	5	0	2	6	0	1	33
12	JAMES, Zuri	g	1-5	1-2	0-0	1	2	3	1	2	0	0	31
10	BAYNHAM, Marvin	g	2-4	0-0	0-0	6	5	4	0	2	0	0	25
32	BASKERVILLE, C	g	0-0	0-0	2-2	4	4	2	0	0	0	0	22
45	MIKE, Sam	g	0-0	0-0	0-0	1	2	0	0	0	1	0	3
TEAM				5				5					
Totals.....		23-50		11-12		33		28		61		7 23 1 5 200	

Wofford 69													
#	Player	FG	3PT	FT	RB	PF	TP	A	TO	BLK	S	MIN	
41	JOHNSON, Tim	f	1-2	0-0	2-5	9	2	4	2	2	1	3	30
42	DAHLMAN, Noah	f	7-11	0-0	3-6	4	1	17	0	1	0	2	32
50	MARTIN, Terry	f	2-2	0-0	5-7	3	2	9	0	2	1	0	17
01	RUNDLES, Cameron	g	4-7	2-4	3-6	1	2	13	4	4	0	1	33
05	DIGGS, Jamar	g	3-10	0-2	10-13	2	3	16	4	1	1	1	36
02	PARKER, Nathan	g	0-1	0-1	0-0	0	0	0	0	0	0	0	2
10	GILTNER, Kevin	g	1-3	1-3	0-0	0	2	3	0	0	0	2	18
13	WAGENER, Taylor	g	0-0	0-0	0-0	0	0	0	0	0	0	0	+
14	SMITH, Aerris	g	0-0	0-0	0-0	0	0	0	0	0	0	0	+
15	STEELEMAN, Matt	g	0-0	0-0	0-0	0	0	0	0	0	0	0	+
21	CROWELL, Drew	g	1-1	0-0	0-0	0	0	2	0	0	0	0	3
25	TECKLENBURG, J.	g	0-0	0-0	0-0	0	0	0	0	0	0	0	+
35	LOESING, Brad	g	2-5	1-2	0-0	1	5	5	2	6	0	4	29
TEAM				3				3					
Totals.....		21-42		12-23		37		69		12		16 3 13 200	

Officials: Dave Davis Quinton Murphy, Jeremy Mosier
Technical fouls: Georgia Southern-None, Wofford College-None.
Attendance: 1921

Score by Periods	1st	2nd	Total
Georgia Southern	21	40	61
Wofford College	30	39	69

GAME TWENTY-SEVEN

Wofford 81, Samford 68
Pete Hanna Arena
February 16, 2011



BIRMINGHAM, Ala. – After taking an 18-point lead at the half, the Wofford defeated Samford 81-68 on Wednesday night at the Pete Hanna Center. The Terriers shot 59.6% for the game and were 7-of-12 from behind the arc in the victory.

Wofford is 15-12 on the season and 12-4 in the Southern Conference and Samford is 12-15 overall and 4-11 in SoCon play. The Terriers were led by Noah Dahlman with 21 points, followed by Cameron Rundles with 17 points and Jamar Diggs with 14 points. Tim Johnson led the team with seven rebounds. The Bulldogs were led by Josh Bedwell with 15 points, ten of which were in the second half.

Wofford was down 8-5 four minutes into play. The Terriers regained the lead with a lay-up by Noah Dahlman to make it a 9-8 game at 15:25 in the half. Wofford slowly built a lead at 18-13, which included two free throws after a technical foul on the Samford bench. The Terriers then used a quick 10-0 run that included six points from Jamar Diggs and four points by Noah Dahlman for a 28-13 advantage.

Kevin Giltner hit a three for a 31-18 lead at 6:57 in the second half. The teams traded threes on four straight possessions and the score was 38-26 with 3:40 remaining in the half. The Terriers outscored the Bulldogs 8-2 in the final three minutes for a 46-28 lead at the break.

Samford scored first to open the second half, but after a bucket and free throw by Noah Dahlman the Terriers had a 51-30 lead. The Bulldogs scored the next six points to cut the lead to 51-36 at 14:45 in the second half. Threes by Cameron Rundles and Kevin Giltner enabled the Terriers to push the advantage to 61-38 at the twelve-minute mark.

The Bulldogs were able to chip away at the lead and the score was 65-47 with 7:37 left in the half. Wofford answered with a lay-up and free throw by Noah Dahlman for a 68-47 lead with 5:51 on the clock. Tim Johnson scored the next three points for the Terriers, but Samford answered with back-to-back threes by Josh Bedwell and a lay-up from John Peterson to cut the lead to 73-59 with 2:35 left in the game. The Bulldogs kept scoring in the final minutes, but the Terriers sealed the win with a three by Matt Steelman with 52 seconds left. Samford scored five points in the final 39 seconds for an 81-68 final score.

Wofford shot 59.6% from the floor and was 58.3% from three. From the free throw line, the Terriers were 62.1%. Samford was 45.8% overall and was 26.3% from behind the arc. They were 63.3% from the line. The Terriers had a 31-25 lead on the glass, but did commit 17 turnovers.

Wofford 81													
#	Player	FG	3PT	FT	RB	PF	TP	A	TO	BLK	S	MIN	
05	DIGGS, Jamar	f	5-9	1-2	3-5	0	4	14	3	3	1	2	29
41	JOHNSON, Tim	f	3-4	0-0	1-4	7	3	7	2	1	1	1	24
42	DAHLMAN, Noah	f	8-12	0-0	5-6	3	2	21	1	1	1	1	30
01	RUNDLES, Cameron	g	5-12	3-6	4-6	5	1	17	1	1	0	1	29
35	LOESING, Brad	g	2-2	0-0	3-4	1	4	7	1	2	0	0	19
02	PARKER, Nathan	g	1-1	0-0	0-0	5	2	2	0	3	2	0	18
10	GILTNER, Kevin	g	2-4	2-3	0-0	2	4	6	1	3	0	0	20
13	WAGENER, Taylor	g	0-0	0-0	0-2	0	1	0	0	0	0	0	2
14	SMITH, Aerris	g	0-1	0-0	0-0	0	0	0	0	0	0	0	2
15	STEELEMAN, Matt	g	1-1	1-1	0-0	0	0	3	0	0	0	0	2
21	CROWELL, Drew	g	1-1	0-0	0-0	0	0	2	0	0	0	0	14
25	TECKLENBURG, J.	g	0-0	0-0	0-0	0	0	0	0	1	0	0	2
50	MARTIN, Terry	g	0-0	0-0	2-2	3	5	2	0	2	0	0	9
TEAM				5				5					
Totals.....		28-47		12-29		31		26		81		9 17 5 5 200	

Samford 68													
#	Player	FG	3PT	FT	RB	PF	TP	A	TO	BLK	S	MIN	
01	WINDLER, Drew	c	2-3	1-2	0-0	2	3	5	1	2	0	1	14
05	MERRITT, Jeffrey	g	3-10	0-1	3-5	7	2	9	3	0	0	3	33
10	BEDWELL												

GAME TWENTY-EIGHT

Ball State 61, Wofford 66
Benjamin Johnson Arena
February 19, 2011



SPARTANBURG, S.C. – The Wofford men's basketball team closed out the home slate with a 66-61 win over Ball State in a Sears BracketBusters contest at Benjamin Johnson Arena. The Terriers led by ten at the half, but the Cardinals led by one point with 2:33 remaining before Noah Dahlman scored eight of Wofford's final ten points to earn the win.

Wofford is 16-12 on the season and 12-4 in the Southern Conference. Ball State is 15-11 overall on the year. The Terriers were led by Noah Dahlman with 21 points, while Tim Johnson recorded his third double-double of the season with eleven points and 13 rebounds. The Cardinals were led by Jarrod Jones with 13 points and Randy Davis and Jawuan Scaife with twelve points each.

The Cardinals scored first in the contest and took a 9-3 lead four minutes into play. Wofford regained the lead on a 9-0 that was capped by a three from Cameron Rundles for a 12-9 score with 13:17 on the clock. Ball State was able to take a 17-15 lead, but Wofford tied it and then a three by Jamar Diggs gave the Terriers a 20-17 advantage with 7:58 left in the half.

A bucket and free throw by Noah Dahlman at the 5:35 mark gave Wofford a 24-17 lead. A three by Cameron Rundles pushed the score to 27-19 with 4:29 left in the first half. Kevin Giltner added a three with 1:52 on the clock for a ten-point lead. The Cardinals added a bucket, but Tim Johnson scored with two seconds left to give Wofford the 34-24 lead at the half. The Terriers limited Ball State to only 28.1% from the floor in the first half.

Ball State opened the second half with a 13-2 run over the opening seven minutes to take a 37-36 lead. The game went back-and-forth over the next few minutes as the game was tied at 39, 41 and 43 before the Terriers pulled away at 50-43 after a three by Cameron Rundles at the 8:20 mark. The Cardinals answered with a 7-0 run to tie the game again at 50 with 5:57 left.

The game was tied at 54 and then at 56 with 2:47 remaining. The Cardinals took a 57-56 lead on a free throw with 2:33 left in the game. Jamar Diggs hit a bucket to give the Terriers back the lead at 58-57 with 2:22 on the clock. At that point, Noah Dahlman took over. He stole the ball from Ball State point guard Randy Davis and took the ball down court for a lay-up and added a free throw for a four point lead. After a steal from Jamar Diggs on the Cardinal's next trip down the floor, Dahlman added another lay-up for a 63-57 lead. In the final twelve seconds, Dahlman added three free throws for the 66-61 final score.

Wofford shot 40.0% from the floor and was 42.1% from three. From the free throw line, the Terriers were 52.6%. Ball State was 37.9% overall and was 40.0% from behind the arc. They were 76.5% from the line. The Cardinals had a 41-38 lead on the glass.

Ball State 61												
#	Player	FG	3PT	FT	RB	PF	TP	A	TO	BLK	S	MIN
01	PERRY, Malik	f	3-7	0-0	2-2	8	3	8	0	0	1	20
20	BOND, Chris	f	5-8	0-0	0-0	9	2	10	1	0	0	32
45	JONES, Jarrod	f	5-13	0-0	3-4	5	4	13	2	1	0	26
03	DAVIS, Randy	g	3-5	2-3	4-4	4	4	12	5	6	0	20
04	SCAIFE, Jawuan	g	4-9	2-4	2-2	1	0	12	2	0	0	31
02	KAMIENIECKI, Matt	g	2-3	0-0	2-5	5	3	6	0	2	0	14
12	ROBINSON, Tyrae	g	0-3	0-0	0-0	0	3	0	0	2	0	12
32	BERRY, Jesse	g	0-6	0-3	0-0	3	0	0	1	0	0	14
34	SNEED, Pierre	g	0-3	0-0	0-0	3	1	0	0	0	0	8
50	FIELDS, Zach	g	0-1	0-0	0-0	1	0	0	0	0	0	3
TEAM		2										
Totals.....		22	58-10	13-17	41	20	61	11	11	1	5	200

Wofford 66												
#	Player	FG	3PT	FT	RB	PF	TP	A	TO	BLK	S	MIN
41	JOHNSON, Tim	f	5-7	0-0	1-5	13	3	11	3	1	1	32
42	DAHLMAN, Noah	f	7-15	0-0	7-9	7	2	21	3	1	2	37
01	RUNDLES, Cameron	g	4-13	4-8	1-3	4	1	13	3	2	0	28
05	DIGGS, Jamar	g	5-11	1-2	1-2	2	0	12	3	0	1	34
35	LOESING, Brad	g	1-5	1-4	0-0	1	4	3	1	4	0	23
02	PARKER, Nathan	g	0-0	0-0	0-0	0	0	0	0	0	0	8
10	GILTNER, Kevin	g	2-8	2-5	0-0	4	1	6	0	0	0	25
21	CROWELL, Drew	g	0-0	0-0	0-0	0	0	0	0	1	0	3
50	MARTIN, Terry	g	0-1	0-0	0-0	3	4	0	0	0	1	10
TEAM		4										
Totals.....		24	60-8	19-10	38	15	66	13	8	6	5	200

Officials: Hanev, Landsdors, Vonsanssan
Technical fouls: Ball State-None, Wofford College-None.
Attendance: 1890

Score by Periods	1st	2nd	Total
Ball State	24	37	61
Wofford College	34	32	66

GAME TWENTY-NINE

Wofford 97, Chattanooga 58
McKenzie Arena
February 23, 2011



CHATTANOOGA, Tenn. – The Wofford men's basketball team used a 19-1 run in the first half on the way to a 97-58 win over Chattanooga on Wednesday night at McKenzie Arena. The Terriers shot 58% for the game, including 70% in the second half, while limiting the Mocs to 35.0% shooting on the night.

Wofford is 17-12 on the season and 13-4 in the Southern Conference. Chattanooga is 15-15 overall and 11-6 in the conference. The Terriers were led by Noah Dahlman with 23 points and Cameron Rundles with 21 points. Tim Johnson had nine rebounds for Wofford as the Terriers dominated the glass 42 to 28. The Mocs were led by Chris Early with 13 points, all in the second half.

The Mocs scored first, but the Terriers had an early 5-4 lead after a three by Jamar Diggs less than two minutes into play. After the Mocs took a 9-8 lead, Wofford went on an 8-0 run the included threes from Kevin Giltner and Cameron Rundles for a 16-9 advantage with 14:07 on the clock. After Chattanooga made a free throw, the Terriers went on an 11-0 run for a 27-10 lead with nine minutes left in the half.

Chattanooga scored the next four points to make it a 27-14 game, but the Terriers answered with the next eight points to take a 35-14 lead with 5:38 on the clock. Wofford kept up the scoring and took a 45-21 lead at the half. Noah Dahlman had 17 points at the break as the team shot 48.5% from the floor and held the Mocs to just 26.7% shooting in the half.

To open the second half, the Mocs scored first and cut the lead to 47-26 at 18:51. But Wofford answered with two three pointers by Cameron Rundles and one by Brad Loesing for a 56-28 lead with 17:23 on the clock and the Mocs called a timeout. After the timeout, Chattanooga scored the next five points. However a three by Brad Loesing at 15:30 kept the lead at 61-35.

The Terriers extended the lead to 68-37 on a fast break after a turnover with a lay-up by Kevin Giltner at 13:52. Nathan Parker added a three at the 12:42 mark for a 71-39 lead for Wofford. With 3:04 left and a 91-56 lead after two buckets by Drew Crowell, the Terriers emptied the bench. Matt Steelman hit a three with a minute left and Aerris Smith had a lay-up for the 97-58 final score.

Wofford shot 58.3% from the floor and was 52.2% from three. From the free throw line, the Terriers were 71.4%. Chattanooga was 35.0% overall and was 25.0% from behind the arc. They were 57.1 % from the line. The Terriers had a 42-28 lead on the glass and had 21 assists to only nine turnovers.

Wofford 97													
#	Player	FG	3PT	FT	RB	PF	TP	A	TO	BLK	S	MIN	
41	JOHNSON, Tim	f	3-5	0-0	0-0	9	2	6	6	2	1	25	
42	DAHLMAN, Noah	f	9-11	0-0	5-6	8	1	23	1	0	0	18	
01	RUNDLES, Cameron	g	7-14	5-7	2-2	3	1	21	2	1	0	31	
05	DIGGS, Jamar	g	2-5	1-2	6-9	4	2	11	4	0	1	24	
35	LOESING, Brad	g	5-9	3-6	0-0	2	1	13	6	1	0	29	
02	PARKER, Nathan	g	2-2	1-1	1-2	3	1	6	1	3	1	15	
10	GILTNER, Kevin	g	2-7	1-5	0-0	1	3	5	0	2	0	13	
13	WAGENER, Taylor	g	0-1	0-1	0-0	0	0	0	0	0	0	3	
14	SMITH, Aerris	g	1-1	0-0	1-2	0	0	3	0	0	0	3	
15	STELMAN, Matt	g	1-1	1-1	0-0	0	0	3	0	0	0	3	
21	CROWELL, Drew	g	2-2	0-0	0-0	4	0	4	0	0	0	12	
25	TECKLENBURG, J.	g	0-0	0-0	0-0	0	0	1	0	0	0	3	
50	MARTIN, Terry	g	1-2	0-0	0-0	3	5	2	0	0	0	11	
TEAM		5											
Totals.....		35	60-12	23-15	21	42	16	97	21	9	3	6	200

Chattanooga 58													
#	Player	FG	3PT	FT	RB	PF	TP	A	TO	BLK	S	MIN	
34	JEFFERSON, DeAntre	f	0-2	0-0	1-3	6	0	1	0	2	0	20	
53	SAFFORE, Jeremy	c	2-2	0-0	1-2	2	2	5	0	1	0	17	
03	BELL, Keegan	g	4-13	2-11	0-0	4	0	10	3	1	0	17	
12	CAGE, Troy	g	0-3	0-0	1-2	3	1	1	0	3	0	38	
14	SMITH, Jeff	g	0-3	0-2	0-0	1	1	0	0	0	0	9	
00	WATTAD, Omar	g	1-7	0-4	3-5	2	4	5	2	1	0	20	
02	HAMPTON, Dontay	g	4-7	2-4	2-2	2	2	12	0	0	0	14	
21	EARLY, Chris	g	5-10	3-7	0-0	4	3	13	1	3	0	20	
22	TAYLOR, Ricky	g	4-10	1-3	0-0	1	3	9	1	0	0	22	
32	BURROUGHS, Jahmal	g	0-2	0-1	0-0	3	2	0	1	0	0	15	
44	WATSON, Sam	g	1-1	0-0	0-0	1	2	0	0	0	0	8	
Totals.....		21	60-8	32	8-14	28	19	58	8	11	0	2	200

Officials: Bruce Bell, William Covington, Tony Whisnant
Technical fouls: Wofford College-MARTIN, Terry. Chattanooga-WATTAD, Omar.
Attendance: 2960

Score by Periods	1st	2nd	Total
Wofford College	45	52	97
Chattanooga	21	37	58

GAME THIRTY

Wofford 79, Furman 65
Timmons Arena
February 26, 2011



GREENVILLE, S.C. – With the second seed in the upcoming Southern Conference Tournament on the line, Wofford defeated Furman 79-65 at Timmons Arena. The win and the loss by the College of Charleston at Western Carolina, gives Wofford a share of the 2011 Southern Conference South Division title for the second straight year.

Wofford is 18-12 on the season and 14-4 in the Southern Conference. Furman is 20-9 overall and 12-6 in the conference. The Terriers were led by Cameron Rundles with 17 points and Tim Johnson with eleven points and ten rebounds. Noah Dahlman and Brad Loesing also scored in double figures. The Paladins were led by Darryl Evans with 14 points.

The Terriers had a 9-6 lead at the 15:55 mark. A three by Cameron Rundles at 14:28 gave Wofford a 14-8 advantage. The lead stayed at six points after a lay-up and free throw by Noah Dahlman for a 17-11 score. Furman answered with a three, but after a three by Nathan Parker at 9:42, the Terriers had a 23-16 edge.

Furman then used an 8-0 run to take a 24-23 lead with 6:41 on the clock. The run ended with a bucket by Terry Martin and three free throws by Tim Johnson for a 28-24 lead with just under five minutes left in the first half. Brad Loesing and Cameron Rundles hit back-to-back threes for the Terriers to take a 36-28 lead at the half.

Wofford opened the second half with a three by Jamar Diggs, but the Paladins answered with a three at the other end by Noah States. The Terriers added five straight points by Terry Martin for a 44-33 lead before a three from the corner by Brad Loesing pushed the advantage to 47-33 with 16:14 on the clock. Furman added a bucket, but Tim Johnson scored two straight lay-ups for a 51-35 lead five minutes into the half.

Furman used a quick run to cut the lead to 54-41, but back-to-back threes by Kevin Giltner gave the Terriers a 60-43 advantage with 11:38 on the clock. A bucket by Tim Johnson with five minutes left in the game pushed the Wofford lead to 70-50. Noah Dahlman hit a free throw with 4:21 on the clock to give him ten points and the Terriers a 71-50 lead. Wofford pushed the lead to 22 points after a lay-up by Cameron Rundles for a 79-57 lead with two minutes to play. Furman scored the final eight points of the game for the 79-65 final score.

Wofford shot 50.0% from the floor and was 66.7% from three. From the free throw line, the Terriers were 57.9%. Furman was 46.3% overall and was 37.5% from behind the arc. They were 80.0% from the line. The Terriers had a 35 to 23 lead on the glass.

Wofford 79													
#	Player	FG	3PT	FT	RB	PF	TP	A	TO	BLK	S	MIN	
41	JOHNSON, Tim	f	4-7	0-0	3-4	10	3	11	3	1	0	1	29
42	DAHLMAN, Noah	f	4-9	0-0	2-3	4	3	10	1	0	0	17	
01	RUNDLES, Cameron	g	6-12	3-6	2-6	4	1	17	2	0	0	23	
05	DIGGS, Jamar	g	3-9	1-2	2-3	1	1	9	4	0	0	1	28
35	LOESING, Brad	g	4-6	2-2	0-0	3	3	10	3	2	0	1	30
02	PARKER, Nathan	g	2-2	2-2	0-0	1	1	6	1	1	0	1	10
10	GILTNER, Kevin	g	2-3	2-3	1-2	1	1	7	1	1	0	16	
13	WAGENER, Taylor	g	0-0	0-0	0-0	0	0	0	0	0	0	3	
14	SMITH, Aerris	g	0-0	0-0	0-0	0	0	0	0	0	0	1	
15	STELMAN, Matt	g	0-0	0-0	0-0	1	0	0	0	0	0	2	
21	CROWELL, Drew	g	0-0	0-0	0-0	2	3	0	0	0	0	11	
25	TECKLENBURG, J.	g	0-0	0-0	0-0	1	0	0	1	0	0	1	
50	MARTIN, Terry	g	4-10	0-0	1-1	5	1	9	0	1	0	19	
TEAM		4											
Totals.....		29	58-10	15-11	19	35	19	79	15	7	0	6	200

Furman 65													
#	Player	FG	3PT	FT	RB	PF	TP	A	TO	BLK	S	MIN	
04	STATES, Noah	f	4-5	1-2	0-0	3	2	9	2	4	1	0	22
24	SEBIRUMBI, Brandon	f	4-10	0-0	5-6	2	3	13	2	0	0	1	23
31	SAAKA, Amu	f	3-4	0-0	1-1	6	2	7	1	0	0		

GAME THIRTY-ONE

Appalachian State 56, Wofford 69
McKenzie Arena • Quarterfinals
March 5, 2011



CHATTANOOGA, Tenn. – The Wofford men's basketball team used a 69-56 win over Appalachian State in the quarterfinals of the 2011 Southern Conference Tournament to advance to the semifinals for the second straight season. The game was tied at the half, but a 12-1 run in the second half broke the game open for the Terriers. Wofford will play Western Carolina on Sunday.

Wofford is 19-12 on the season and Appalachian State is 16-15 overall. The Terriers were led by Noah Dahlman with 21 points, while Cameron Rundles, Jamar Diggs and Brad Loesing all scored in double figures. Terry Martin tied a career-high with eight rebounds for Wofford. The Mountaineers were led by Donald Sims with 14 points and Andre Williamson with 13 rebounds.

The Mountaineers scored first, but a three by Cameron Rundles gave the Terriers a 5-4 lead two minutes into the game. Noah Dahlman scored two straight buckets as Wofford had a 9-5 advantage at the 16:41 mark. A three by Brad Loesing pushed the lead to 12-7 as the Terriers maintained a five-point advantage.

A three by Kevin Giltner gave Wofford the largest lead of the first half at 23-16 with 9:20 on the clock. The Mountaineers chipped away and a three by Donald Sims with under four minutes remaining made it a one-point game at 27-26. Appalachian State scored the final four points of the half to send the game into the break tied at 32 each.

Early in the second half, Brad Loesing hit a three for a 37-34 lead, but the Mountaineers answered with four straight points for a 38-37 lead. A bucket and free throw by Cameron Rundles gave Wofford a 40-38 lead at 16:13. Jamar Diggs scored seven straight points for the Terriers to take a 47-40 lead, however the Mountaineers scored the next four to cut the lead to 47-44 before a lay-up by Noah Dahlman at the 12:30 mark in the second half.

Noah Dahlman and Brad Loesing added buckets as Wofford was able to push the lead to 53-44 with 10:21 on the clock. The buckets were part of a 12-1 run that the Terriers used to take a 59-45 lead with 5:47 left in the game. Wofford kept the advantage over the final minutes of the contest and came away with a 69-56 win.

Wofford shot 48.3% from the floor and was 44.4% from three. From the free throw line, the Terriers were 75.0%. Appalachian State was 39.3% overall and was 8.3% from behind the arc as they made only one of 12 attempts. They were 68.8% from the line. The Terriers had a 38 to 31 lead on the glass and had eight assists to only four turnovers.

Appalachian State 56												
#	Player	FG	3PT	FT	RB	PF	TP	A	TO	BLK	S	MIN
45	BREEZE, Anthony f	2-5	0-0	1-2	6	3	5	1	0	1	0	22
50	WILLIAMSON, Andre f	5-10	0-0	1-3	13	1	11	0	0	4	0	31
00	SIMS, Donald g	4-8	1-4	5-5	1	1	14	1	1	0	1	39
12	WRIGHT, Marcus g	3-8	0-3	0-0	3	2	6	1	1	0	0	31
21	CARTER, Omar g	6-18	0-4	0-0	3	2	12	1	0	0	0	37
11	HEALY, Nathan	0-1	0-1	4-6	1	2	4	2	0	0	0	18
33	WOODS, Mitch	1-3	0-0	0-0	3	1	2	1	1	0	0	13
54	HAUSLEY, Petey	1-3	0-0	0-0	1	5	2	0	1	0	1	9
TEAM												
Totals.....		22-56	12-11	11-31	31	17	56	7	4	5	2	200

Wofford 69												
#	Player	FG	3PT	FT	RB	PF	TP	A	TO	BLK	S	MIN
41	JOHNSON, Tim f	3-6	0-0	0-0	7	3	6	1	0	1	0	31
42	DAHLMAN, Noah f	9-15	0-0	3-5	6	1	21	2	1	0	0	31
01	RUNDLES, Cameron g	5-13	1-6	1-1	3	3	12	1	0	1	0	36
05	DIGGS, Jamar g	5-9	0-0	1-1	1	2	11	1	2	1	1	27
35	LOESING, Brad g	4-6	2-2	2-2	4	1	12	2	0	0	0	36
02	PARKER, Nathan	0-0	0-0	0-0	2	1	0	0	0	0	0	4
10	GILTNER, Kevin	1-1	1-1	0-0	3	1	3	0	0	0	0	18
21	CROWELL, Drew	0-0	0-0	0-0	1	0	0	1	0	0	0	5
50	MARTIN, Terry	1-8	0-0	2-3	8	4	4	0	1	0	0	12
TEAM		3										
Totals.....		28-58	4-9	9-12	38	16	69	8	4	3	1	200

Officials: Anthony Jordan, Robbie Robinson, Michael Cewart
Technical fouls: Appalachian State-None. Wofford College-None.
Attendance: 3499

Score by Periods	1st	2nd	Total
Appalachian State	32	24	56
Wofford College	32	37	69

GAME THIRTY-TWO

Wofford 86, Western Carolina 72
McKenzie Arena • Semifinals
March 6, 2011



CHATTANOOGA, Tenn. – In the semifinals of the 2011 Southern Conference Tournament, the Wofford men's basketball team defeated Western Carolina 86-72 on Sunday at McKenzie Arena. With the win, the Terriers advance to the championship game for the second straight season.

Wofford is 20-12 on the season and Western Carolina is 18-15 overall. Wofford was the #2 seed in the South Division and Western Carolina was the #1 seed in the North Division. The Terriers were led by Noah Dahlman with 18 points and Jamar Diggs and Cameron Rundles with 17 points each. Three players had seven rebounds each. The Catamounts were led by Mike Williams with 25 points and Harouna Mutombo with 17 points and 11 rebounds.

The Catamounts scored the first five points of the contest, but Wofford tied it at five after a three by Cameron Rundles and a bucket by Jamar Diggs. Western Carolina scored the next four points, but the Terriers answered with four points to tie the game at nine with 14:08 on the clock. A bucket by Cameron Rundles at 12:35 gave the Terriers their first lead of the game at 13-12. The Catamounts led at 14-13, but the Wofford went on a 13-1 run to take a 26-15 lead at 8:16 in the first half. Six different players scored for the Terriers during the run.

Wofford kept gradually increasing the lead and were up 32-19 after two free throws by Brad Loesing at 5:40 in the first half. A put-back and a free throw by Nathan Parker with 4:16 left on the clock gave the Terriers a 38-24 advantage. After going up 40-24, the Catamounts went on a 10-1 run to cut the lead to 41-34 with a minute left in the half. Wofford got the final basket of the half to take a 45-36 lead into the break.

To open the second half, Harouna Mutombo scored four straight points for the Catamounts to make it a 45-40 game. Wofford would answer with the next seven points, capping the run with a three by Cameron Rundles for a 52-40 lead at the 15:05 mark. A three by Kevin Giltner with 12:27 on the clock made it a 58-46 advantage for the Terriers. A lay-up and free throw by Noah Dahlman just thirty seconds later gave Wofford a 61-48 lead.

Six straight made free throws by Terry Martin, Jamar Diggs and Noah Dahlman gave the Terriers a 69-54 advantage with 8:16 left in the second half. Cameron Rundles hit a jumper which was followed by a lay-up by Nathan Parker, but the Catamounts answered with a three to make it a 74-60 score with 4:14 on the clock. Western Carolina cut the lead to 76-66 with 3:03 remaining and it was 78-68 with two minutes left. Six straight free throws were made by Wofford for an 84-68 lead with 1:12 left. The final score was 86-72 in favor of the Terriers.

Wofford shot 54.0% from the floor and was 50.0% from three. From the free throw line, the Terriers were 80.0%. Western Carolina was 42.9% overall and was 35.7% from behind the arc. They were 61.9% from the line. The Terriers had a 38-30 lead on the glass.

Wofford 86												
#	Player	FG	3PT	FT	RB	PF	TP	A	TO	BLK	S	MIN
41	JOHNSON, Tim f	2-3	0-0	0-2	4	4	4	0	1	1	0	17
42	DAHLMAN, Noah f	5-11	0-0	8-10	4	1	18	1	1	0	1	34
01	RUNDLES, Cameron g	6-9	2-5	3-4	5	2	17	1	0	2	34	
05	DIGGS, Jamar g	5-9	0-0	7-8	7	2	17	5	2	0	0	28
35	LOESING, Brad g	1-4	0-0	2-2	1	2	4	1	0	1	33	
02	PARKER, Nathan	3-5	0-0	1-1	7	1	7	1	1	0	0	12
10	GILTNER, Kevin	3-4	2-3	0-0	1	2	8	0	0	0	0	19
21	CROWELL, Drew	1-2	0-0	0-0	1	0	2	0	1	0	6	
50	MARTIN, Terry	1-3	0-0	7-8	7	4	9	1	2	1	2	17
TEAM		1										
Totals.....		27-50	4-8	28-35	38	18	86	10	13	3	6	200

Western Carolina 72												
#	Player	FG	3PT	FT	RB	PF	TP	A	TO	BLK	S	MIN
22	MUTOMBO, Harouna f	6-13	0-1	5-7	11	5	17	3	2	1	2	33
50	GORDON, Richie f	0-5	0-0	2-6	4	5	2	1	1	3	2	17
05	SUMLER, Trey g	4-7	2-4	2-2	5	3	12	2	2	0	1	37
12	WILLIAMS, Mike g	11-22	2-5	1-1	3	4	25	1	1	0	1	37
24	BOGGS, Brandon g	4-5	0-0	1-1	0	1	9	0	0	0	0	23
04	COLE, Keaton	1-5	1-3	0-0	1	3	3	0	1	0	2	26
32	KING, Tawaski	0-3	0-0	1-2	1	1	1	0	2	1	0	15
40	ROSS, Preston	1-3	0-1	1-2	1	3	3	0	0	0	1	12
TEAM		3										
Totals.....		27-63	5-14	13-21	30	25	72	7	9	5	9	200

Officials: Raymie Styons, Antinio Petty, Steve Pyatt
Technical fouls: Wofford College-None. Western Carolina-SUMLER, Trey.
Attendance: 3510

Score by Periods	1st	2nd	Total
Wofford College	45	41	86
Western Carolina	36	36	72

GAME THIRTY-THREE

Wofford 77, College of Charleston 67
McKenzie Arena • Championship
March 7, 2011



CHATTANOOGA, Tenn. – It was back-to-back SoCon Championships as the Wofford men's basketball team defeated the College of Charleston 77-67 on Monday night at McKenzie Arena. Down four at the half, the Terriers used strong free throw shooting in the final minutes to secure the championship.

Wofford is 21-12 on the season and College of Charleston is 24-10 overall. The teams tied for the South Division title with 14-4 records in the regular season. The Terriers were led by Cameron Rundles with 21 points and SoCon Tournament MVP Noah Dahlman with 20 points. The Cougars had 25 points from Andrew Goudelock and 19 points from Donovan Monroe.

The Terriers scored first, but the Cougars had an 8-7 lead after a three pointer by Andrew Goudelock three minutes into the contest. At the 10:39 mark, the game was tied at 13 after a jumper by Jamar Diggs. After being tied at 15, the Cougars scored the next four points for a 19-15 lead. Terry Martin hit a bucket to make it a two-point game with 7:23 on the clock.

Noah Dahlman tied the game at 19 points, but the Cougars answered with four straight points for a 23-19 lead at 4:50 in the first half. Wofford answered with four straight points by Jamar Diggs to tie the contest at 23 with four minutes on the clock. After the game was tied at 25, the Cougars had a three by Donovan Monroe and a lay-up to take a 30-25 advantage with 1:37 left in the first half. At the half, the Cougars had a 32-38 lead as Andrew Goudelock and Donovan Monroe scored 25 of the 32 points for the Cougars.

The Cougars opened the scoring in the second half, but a three pointer by Cameron Rundles at 17:21 tied the games at 37 each. Wofford took a lead after a jumper by Jamar Diggs for a 41-40 score, but the Cougars answered with a three to regain the advantage. Another three by Donovan Monroe made it a 46-41 game with 14:51 left.

Wofford cut the lead to 50-47 after a bucket by Cameron Rundles and Noah Dahlman followed with a basket for a 50-49 score with 11:54 on the clock. A three by Cameron Rundles gave the Terriers the lead at 54-52. He added another three with 7:37 left in the half for a 57-53 advantage. Two free throws by Terry Martin gave Wofford a 59-53 lead twenty seconds later. Lay-ups by Brad Loesing and Noah Dahlman gave the Terriers a 67-62 advantage with 4:06 remaining in the second half. Noah Dahlman added four free throws and a lay-up as Wofford pushed the lead to 73-64 with 1:39 left in the game. The Terriers scored the final four points in the 77-67 win.

Wofford shot 46.4% from the floor and was 37.5% from three. From the free throw line, the Terriers were 91.7%, hitting 22 of 24 chances. College of Charleston was 41.8% overall and was 44.4% from behind the arc. They were 65.0% from the line. The Terriers had a 35-32 lead on the glass.

Wofford 77												
#	Player	FG	3PT	FT	RB	PF	TP	A	TO	BLK	S	MIN
41	JOHNSON, Tim f	4-5	0-0	1-1	3	3	9	0	1	0	1	35
42	DAHLMAN, Noah f	7-15	0-0	6-6	9	2	20	2	1	0	1	35
01	RUNDLES, Cameron g	6-12	3-5	6-7	5	3	21	2	1	0	0	35
05	DIGGS, Jamar g	6-13	0-0	5-6	6	4	17	1	2	3	36	
35	LOESING, Brad g	2-3	0-0	0-0	2	2	4	2	0	0	0	24
02	PARKER, Nathan	0-4	0-2	2-2	4	1	2	0	1	2	0	14
10	GILTNER, Kevin	0-1	0-1	0-0	0	2	0	0	2	0	1	10
21	CROWELL, Drew	0-0	0-0	0-0	0	0	0	0	0	0	0	1
50	MARTIN, Terry	1-0	0-0	2-2	3	1	4	0	1	0	1	10
TEAM		3										
Totals.....		26-56	3-8	22-24	35	18	77	7	9	4	7	200

College of Charleston 67												
#	Player	FG	3PT	FT	RB	PF	TP	A	TO	BLK	S	MIN
30	WIGGINS, Antwaine f	3-9	0-1	6-8	8	4	12	3	2	2	1	27
44	WIEDEMAN, Trent f	1-1	0-0	4-6	7	4	6	2	1	2	0	36
53	HALL, Willis f	1-3	0-0	0-0	2	4	2	0	0	0	1	16
01	MONROE, Donovan g	8-18	3-8	0-2	3	2	19	1	3	0	2	39
03	GOUDELOCK, Andrew g	9-20	4-8	3-4	3	4	25	1	5	0	0	35
04	LAWRENCE, Andrew	1-3	1-1	0-0	6	3	3	1	1	0	0	35
25	CARLTON, James	0-1	0-0	0-0	1	0	0	0	0	2	0	11
32	SCOTT, Jordan	0-0	0-0	0-0	0	0	0	0	0	0	0	1
TEAM		2										
Totals.....		23-55	18-30	22	32	21	67	8	12	6	4	200

Officials: Ted Valentine, Jamie Luckie, Tony Greene
Technical fouls: Wofford College-None. Coll. of Charleston-None.
Attendance: 3374

Score by Periods	1st	2nd	Total
Wofford College	28	49	77
Coll. of Charleston	32	35	67

GAME THIRTY-FOUR

Wofford 66, BYU 74
 NCAA Tournament Second Round
 Pepsi Center • March 17, 2011



DENVER, Colorado – In the second round of the NCAA Tournament on Thursday night at the Pepsi Center, the Wofford men's basketball team was defeated 74-66 by BYU. The Terriers and Cougars each had four players score in double figures.

Wofford ends the season at 21-13 and BYU is 31-4 overall. The Cougars are the #3 seed in the Southeast region, with the Terriers the #14 seed. Wofford was led by Noah Dahlman with 22 points and Tim Johnson with eleven rebounds. The Cougars were led by the nation's leading scorer Jimmer Fredette with 32 points and Kyle Collinsworth with eleven rebounds.

Noah Dahlman scored the first four points of the game as Wofford took a 4-0 lead. The Cougars answered with the next five points and BYU had a 7-6 lead with 14:51 on the clock. Terry Martin hit a mid-range jumper to tie the game at 10 with 11:49 left in the first half.

The Cougars took a 14-10 lead, but the Terriers responded and took a 17-14 advantage after a three pointer by Cameron Rundles with 8:03 on the clock. Jamar Diggs added a jumper for a 21-19 lead. Wofford had a four-point lead at 25-21 after two free throws by Noah Dahlman with 5:49 left in the first half.

A 9-0 run by BYU that include a three by Jimmer Fredette gave the Cougars a 30-25 lead with 2:30 left in the first half. Wofford ended the four-minute scoring drought with two free throws by Noah Dahlman at the 1:48 mark. Noah Dahlman then had four free throw attempts after a technical foul on BYU, but he made only one of the four. Jimmer Fredette added a three to take a 33-29 lead at the half.

To open the second half, the Cougars scored the first four points to take a 37-29 lead. Noah Dahlman hit a lay-up with 15:59 on the clock to make it a 41-35 game. A three by Brad Loesing at the 14:16 mark cut the BYU lead to 45-40. The Cougars had a 49-41 lead with 11:04 on the clock after a bucket from Jimmer Fredette.

Wofford cut the lead to 49-43 after a bucket by Noah Dahlman at the ten-minute mark of the second half. BYU was able to push the lead back to 55-47 with 7:34 remaining in the half. Two free throws by Terry Martin made it a 57-51 game with 7:12 on the clock, however the Cougars scored the next eight points to take a 65-51 lead with 3:42 remaining.

In the final three minutes of the contest, the Terriers were unable to slow down the Cougars. A three by Jamar Diggs with 1:13 on the clock cut the lead to 71-61. A final three pointer by Terry Martin provided the 74-66 score when the buzzer sounded.

Wofford shot 39.3% from the floor and was 21.1% from three. From the free throw line, the Terriers were 75.0%. BYU was 39.3% overall and was 27.3% from behind the arc. They were 83.3% from the line. The Cougars had a 39-36 lead on the glass and forced 13 Wofford turnovers. Charles Abou fouled out for the Cougars.

Wofford 66													
##	Player	FG	3PT	FT	RB	PF	TP	A	TO	BLK	S	MIN	
41	JOHNSON, Tim	f	0-2	0-0	2-2	11	2	2	3	2	0	1	31
42	DAHLMAN, Noah	f	6-10	0-0	10-15	9	2	22	0	4	0	1	34
01	RUNDLES, Cameron	g	5-14	1-9	0-0	3	4	11	3	1	0	0	34
05	DIGGS, Jamar	g	5-14	1-4	3-3	3	4	14	1	1	2	2	35
35	LOESING, Brad	g	3-10	1-5	0-0	2	4	7	2	2	0	0	35
02	PARKER, Nathan	g	0-0	0-0	0-0	0	1	0	0	0	0	0	4
10	GILTNER, Kevin	g	0-1	0-0	0-0	4	2	0	1	2	0	0	13
21	CROWELL, Drew	g	0-0	0-0	0-0	0	0	0	0	0	0	0	1
50	MARTIN, Terry	g	3-5	1-1	3-4	3	1	10	2	1	2	0	13
	TEAM												1
Totals			22-56	4-19	18-24	36	20	66	12	13	4	4	200

BYU 74													
##	Player	FG	3PT	FT	RB	PF	TP	A	TO	BLK	S	MIN	
01	ABOOU, Charles	f	3-8	0-3	4-4	5	5	10	1	2	0	1	16
34	HARTSOCK, Noah	f	4-6	2-3	0-0	5	4	10	0	0	1	2	31
04	EMERY, Jackson	g	2-8	0-4	4-4	5	1	8	3	1	0	2	40
31	COLLINSWORTH, Kyle	g	1-5	0-0	0-2	11	3	2	3	2	0	4	35
32	FREDETTE, Jimmer	g	10-25	2-9	10-12	4	2	32	7	4	0	0	40
12	MAGNUSSON, Logan	g	3-6	2-3	2-2	7	3	10	0	0	0	0	26
15	ANDERSON, James	g	1-2	0-0	0-0	0	3	2	0	1	0	0	9
21	ROGERS, Stephen	g	0-1	0-0	0-0	1	1	0	0	0	0	0	3
	TEAM												1
Totals			24-61	6-22	20-24	39	22	74	14	10	1	9	200

Officials: Tom Eades, Kelly Self, Donnie Eppley
 Technical fouls: Wofford College-None. BYU-ANDERSON, James.
 Attendance: 19216

Score by Periods	1st	2nd	Total
Wofford College	29	37	66
BYU	33	41	74

2011 WOFFORD SENIOR NIGHT



WOFFORD'S RECORD WHEN THE TERRIERS...

Overall	21-13
SoCon	14-4
Home	8-4
Away	8-6
Neutral Court	5-3
Overtime	1-3

REBOUNDING

Outrebound their opponent	14-3
Are outrebounded	4-9
Rebounding totals are equal	3-1

SHOOTING

Shoot 50% or better from the field	13-1
Shoot less than 50% from the field	8-12
Outshoot their opponent from the field	17-0
Are outshot from the field	2-12
Field goal percentages are equal	2-1
Hold opponents under 50% from the field	21-7
Allow opp. 50% or better from field	0-6
Outshoot opponent at the line	7-3
Are outshot at the line	14-10
Free throw percentages are equal	-

TURNOVERS

Less than Opponent	14-7
Equal to Opponent	2-0
More than Opponent	5-6

SCORING

Score over 100 points	-
Score 90-99 points	2-1
Score 80-89 points	5-1
Score 70-79 points	10-3
Score 60-69 points	4-3
Score 59 points or less	0-5

GAMES DECIDED BY

One-point games	-
Two-point games	-
Games decided by 5 points or less	3-3
Six to Ten Points	6-6
Eleven + Points	12-4

MISCELLANEOUS

Lead at half	18-1
Trail at half	2-12
Tied at half	1-0
Scoring First	12-4
Opponent Scores First	9-9
Vs. Ranked Opponents	0-1

MONTH

November	2-5
December	3-3
January	7-2
February	6-2
March	3-1

2010-11 SOCON RECAP

BACK 2 BACK SOUTHERN CONFERENCE CHAMPIONS 2010 | 2011



NORTH DIVISION

STANDINGS	CONFERENCE				OVERALL			
	W-L	Pct	PF	PA	W-L	Pct	PF	PA
Western Carolina	12-6	.667	1268	1214	18-15	.545	2303	2275
Chattanooga	12-6	.667	1305	1353	16-16	.500	2274	2380
Appalachian State	10-8	.556	1305	1277	16-15	.516	2265	2269
Elon	7-11	.389	1296	1309	14-17	.452	2301	2301
UNCG	6-12	.333	1358	1419	7-24	.226	2204	2501
Samford	4-14	.222	1084	1271	12-19	.387	1880	2072

SOUTH DIVISION

STANDINGS	CONFERENCE				OVERALL			
	W-L	Pct	PF	PA	W-L	Pct	PF	PA
Coll. of Charleston	14-4	.778	1413	1234	26-11	.703	2821	2554
Wofford	14-4	.778	1359	1166	21-13	.618	2502	2313
Furman	12-6	.667	1268	1188	22-11	.667	2271	2124
Davidson	10-8	.556	1310	1250	18-15	.545	2392	2266
The Citadel	6-12	.333	1180	1256	10-22	.313	2049	2237
Georgia Southern	1-17	.056	1086	1295	5-27	.156	2090	2423

TEAM SUMMARIES

Team	G	PF-PA	Avg-Score	Margin	FG-FGA	Pct	3FG-FGA	Pct	FT-FTA	Pct	RebF	RebA	Margin
Appalachian State	31	2265-2269	73.1-73.2	-0.1	790-1738	.455	196-582	.337	489-694	.705	1067	1070	-0.1
Chattanooga	32	2274-2380	71.1-74.4	-3.3	761-1827	.417	272-846	.322	480-740	.649	1232	1131	+3.2
Coll. of Charleston	37	2821-2554	76.2-69.0	+7.2	1037-2173	.477	306-835	.366	441-595	.741	1278	1307	-0.8
Davidson	33	2392-2266	72.5-68.7	+3.8	819-1887	.434	258-750	.344	496-677	.733	1214	1075	+4.2
Elon	31	2301-2301	74.2-74.2	+0.0	765-1786	.428	285-784	.364	486-681	.714	1063	1152	-2.9
Furman	33	2271-2124	68.8-64.4	+4.5	765-1712	.447	238-636	.374	503-694	.725	1135	1040	+2.9
Georgia Southern	32	2090-2423	65.3-75.7	-10.4	745-1661	.449	142-435	.326	458-666	.688	972	1061	-2.8
Samford	31	1880-2072	60.6-66.8	-6.2	627-1464	.428	275-776	.354	351-520	.675	840	1121	-9.1
The Citadel	32	2049-2237	64.0-69.9	-5.9	752-1758	.428	157-488	.322	388-542	.716	1120	1034	+2.7
UNCG	31	2204-2501	71.1-80.7	-9.6	780-1820	.429	186-522	.356	458-664	.690	1056	1135	-2.5
Western Carolina	33	2303-2275	69.8-68.9	+0.8	857-1990	.431	190-570	.333	399-613	.651	1189	1177	+0.4
Wofford	34	2502-2313	73.6-68.0	+5.6	883-1853	.477	197-493	.400	539-778	.693	1108	1073	+1.0

All-Conference Second Team

Omar Carter, Appalachian State
Chris Long, Elon
Keegan Bell, Chattanooga
Omar Wattad, Chattanooga
Mike Williams, Western Carolina

All-Conference Third Team

Donavan Monroe, College of Charleston
Jeremy Simmons, College of Charleston
Ben Drayton III, Georgia Southern
Tim Johnson, Wofford
Cameron Rundles, Wofford

All-Freshman Team

Trent Wiedeman, College of Charleston
Jack Isenbarger, Elon
Eric Ferguson, Georgia Southern
Trevi Simpson, UNCG
Trey Sumler, Western Carolina

Malcolm U. Pitt Player of the Year

Andrew Goudelock, Sr., G, College of Charleston

Freshman of the Year

Trey Sumler, Fr., G, Western Carolina

Anton Foy Coach of the Year

Bobby Cremins, College of Charleston

SOUTHERN CONFERENCE

ALL-TOURNAMENT TEAM

First Team

Andrew Goudelock, College of Charleston
Donovan Monroe, College of Charleston
Jamar Diggs, Wofford
Cameron Rundles, Wofford
Noah Dahlman, Wofford

Second Team

Trent Wiedeman, College of Charleston
Jordan Miller, Furman
Amu Saaka, Furman
Harouna Mutombo, Western Carolina
Mike Williams, Western Carolina

Most Outstanding Player

Noah Dahlman, Wofford

SOUTHERN CONFERENCE

PLAYERS OF THE WEEK

Nov. 16 Omar Carter, ASU
Nov. 23 Donald Sims, ASU
Nov. 30 Cameron Wells, CIT
Dec. 7 Noah Dahlman, WOF
Dec. 14 Brendan McKillop, DAV
Dec. 21 Jeremy Simmons, CofC
Jan. 4 Amu Saaka, FUR
Jan. 11 Omar Carter, ASU
Jan. 18 Omar Wattad, UTC
Jan. 25 Amu Saaka, FUR
Feb. 1 Noah Dahlman, WOF
Feb. 8 Andrew Goudelock, CoC
Feb. 15 Andrew Goudelock, CoC
Feb. 22 Chris Long, ELON
March 1 Donald Sims, ASU

COACHES ALL-CONFERENCE

Omar Carter, Appalachian State
Donald Sims, Appalachian State
Andrew Goudelock, College of Charleston
Donovan Monroe, College of Charleston
Cameron Wells, The Citadel
Chris Long, Elon
Amu Saaka, Furman
Omar Wattad, Chattanooga
Mike Williams, Western Carolina
Noah Dahlman, Wofford

All-Freshman Team

Trent Wiedeman, College of Charleston
Lucas Troutman, Elon
Eric Ferguson, Georgia Southern
Trevi Simpson, UNCG
Trey Sumler, Western Carolina

Player of the Year

Andrew Goudelock, Sr., G, College of Charleston

Defensive Player of the Year

Richie Gordon, Sr., F, Western Carolina

Freshman of the Year

Trey Sumler, Fr., G, Western Carolina

Coach of the Year

Bobby Cremins, College of Charleston

SOUTHERN CONFERENCE

MEDIA ASSOCIATION AWARDS

All-Conference First Team

Donald Sims, Appalachian State
Andrew Goudelock, College of Charleston
Cameron Wells, The Citadel
Amu Saaka, Furman
Noah Dahlman, Wofford

2010-11 SOCON TEAM STATISTICS

SCORING OFFENSE

Team	G	W-L	Pts	Avg/G
1. Coll. of Charleston	37	26-11	2821	76.2
2. Elon	31	14-17	2301	74.2
3. Wofford	34	21-13	2502	73.6
4. Appalachian State	31	16-15	2265	73.1
5. Davidson	33	18-15	2392	72.5
6. UNCG	31	7-24	2204	71.1
7. Chattanooga	32	16-16	2274	71.1
8. Western Carolina	33	18-15	2303	69.8
9. Furman	33	22-11	2271	68.8
10. Georgia Southern	32	5-27	2090	65.3
11. The Citadel	32	10-22	2049	64.0
12. Samford	31	12-19	1880	60.6

SCORING DEFENSE

Team	G	Pts	Avg/G
1. Furman	33	2124	64.4
2. Samford	31	2072	66.8
3. Wofford	34	2313	68.0
4. Davidson	33	2266	68.7
5. Western Carolina	33	2275	68.9
6. Coll. of Charleston	37	2554	69.0
7. The Citadel	32	2237	69.9
8. Appalachian State	31	2269	73.2
9. Elon	31	2301	74.2
10. Chattanooga	32	2380	74.4
11. Georgia Southern	32	2423	75.7
12. UNCG	31	2501	80.7

SCORING MARGIN

Team	G	Offense	Defense	Margin
1. Coll. of Charleston	37	76.2	69.0	+7.2
2. Wofford	34	73.6	68.0	+5.6
3. Furman	33	68.8	64.4	+4.5
4. Davidson	33	72.5	68.7	+3.8
5. Western Carolina	33	69.8	68.9	+0.8
6. Elon	31	74.2	74.2	+0.0
7. Appalachian State	31	73.1	73.2	-0.1
8. Chattanooga	32	71.1	74.4	-3.3
9. The Citadel	32	64.0	69.9	-5.9
10. Samford	31	60.6	66.8	-6.2
11. UNCG	31	71.1	80.7	-9.6
12. Georgia Southern	32	65.3	75.7	-10.4

FREE THROW PERCENTAGES

Team	G	FTM	FTA	Pct
1. Coll. of Charleston	37	441	595	.741
2. Davidson	33	496	677	.733
3. Furman	33	503	694	.725
4. The Citadel	32	388	542	.716
5. Elon	31	486	681	.714
6. Appalachian State	31	489	694	.705
7. Wofford	34	539	778	.693
8. UNCG	31	458	664	.690
9. Georgia Southern	32	458	666	.688
10. Samford	31	351	520	.675
11. Western Carolina	33	399	613	.651
12. Chattanooga	32	480	740	.649

FIELD GOAL PERCENTAGES

Team	G	FGM	FGA	Pct
1. Coll. of Charleston	37	1037	2173	.477
2. Wofford	34	883	1853	.477
3. Appalachian State	31	790	1738	.455
4. Georgia Southern	32	745	1661	.449
5. Furman	33	765	1712	.447
6. Davidson	33	819	1887	.434
7. Western Carolina	33	857	1990	.431
8. UNCG	31	780	1820	.429
9. Elon	31	765	1786	.428

10. Samford	31	627	1464	.428
11. The Citadel	32	752	1758	.428
12. Chattanooga	32	761	1827	.417

FIELD GOAL PERCENTAGE DEFENSE

Team	G	FGM	FGA	Pct
1. Furman	33	731	1727	.423
2. Samford	31	722	1672	.432
3. Davidson	33	753	1740	.433
4. Coll. of Charleston	37	969	2218	.437
5. Chattanooga	32	829	1887	.439
6. Wofford	34	796	1787	.445
7. Western Carolina	33	779	1733	.450
8. Appalachian State	31	841	1822	.462
9. Elon	31	827	1790	.462
10. The Citadel	32	821	1772	.463
11. UNCG	31	850	1796	.473
12. Georgia Southern	32	823	1694	.486

3-POINT FG PERCENTAGE

Team	G	3FGM	3FGA	Pct
1. Wofford	34	197	493	.400
2. Furman	33	238	636	.374
3. Coll. of Charleston	37	306	835	.366
4. Elon	31	285	784	.364
5. UNCG	31	186	522	.356
6. Samford	31	275	776	.354
7. Davidson	33	258	750	.344
8. Appalachian State	31	196	582	.337
9. Western Carolina	33	190	570	.333
10. Georgia Southern	32	142	435	.326
11. The Citadel	32	157	488	.322
12. Chattanooga	32	272	846	.322

3-POINT FG PERCENTAGE DEFENSE

Teams	G	3FGM	3FGA	Pct
1. Western Carolina	33	161	519	.310
2. Furman	33	181	550	.329
3. Davidson	33	161	482	.334
4. The Citadel	32	215	633	.340
5. Coll. of Charleston	37	213	627	.340
6. Appalachian State	31	197	579	.340
7. Chattanooga	32	301	871	.346
8. Wofford	34	188	540	.348
9. Georgia Southern	32	214	586	.365

10. Samford	31	247	669	.369
11. Elon	31	206	540	.381
12. UNCG	31	247	646	.382

REBOUNDING OFFENSE

Team	G	Rebounds	Avg/G
1. Chattanooga	32	1232	38.5
2. Davidson	33	1214	36.8
3. Western Carolina	33	1189	36.0
4. The Citadel	32	1120	35.0
5. Coll. of Charleston	37	1278	34.5
6. Appalachian State	31	1067	34.4
7. Furman	33	1135	34.4
8. Elon	31	1063	34.3
9. UNCG	31	1056	34.1
10. Wofford	34	1108	32.6
11. Georgia Southern	32	972	30.4
12. Samford	31	840	27.1

REBOUNDING DEFENSE

Team	G	Rebounds	Avg/G
1. Furman	33	1040	31.5
2. Wofford	34	1073	31.6
3. The Citadel	32	1034	32.3
4. Davidson	33	1075	32.6
5. Georgia Southern	32	1061	33.2
6. Appalachian State	31	1070	34.5
7. Coll. of Charleston	37	1307	35.3
8. Chattanooga	32	1131	35.3
9. Western Carolina	33	1177	35.7
10. Samford	31	1121	36.2
11. UNCG	31	1135	36.6
12. Elon	31	1152	37.2

REBOUNDING MARGIN

Team	G	Team Avg.	Oppt	Avg. Margin		
1. Davidson	33	1214	36.8	1075	32.6	+4.2
2. Chattanooga	32	1232	38.5	1131	35.3	+3.2
3. Furman	33	1135	34.4	1040	31.5	+2.9
4. The Citadel	32	1120	35.0	1034	32.3	+2.7
5. Wofford	34	1108	32.6	1073	31.6	+1.0
6. Western Carolina	33	1189	36.0	1177	35.7	+0.4
7. Appalachian State	31	1067	34.4	1070	34.5	-0.1
8. Coll. of Charleston	37	1278	34.5	1307	35.3	-0.8
9. UNCG	31	1056	34.1	1135	36.6	-2.5



10. Georgia Southern	32	972	30.4	1061	33.2	-2.8
11. Elon	31	1063	34.3	1152	37.2	-2.9
12. Samford	31	840	27.1	1121	36.2	-9.1

BLOCKED SHOTS

Team	G	No.	Avg/G
1. Coll. of Charleston	37	150	4.1
2. Furman	33	114	3.5
3. Western Carolina	33	102	3.1
4. Davidson	33	98	3.0
5. Appalachian State	31	89	2.9
6. Georgia Southern	32	88	2.8
7. Elon	31	81	2.6
8. Wofford	34	86	2.5
9. UNCG	31	76	2.5
10. Samford	31	49	1.6
11. Chattanooga	32	47	1.5
The Citadel	32	47	1.5

ASSISTS

Team	G	No.	Avg/G
1. Wofford	34	487	14.3
2. Elon	31	435	14.0
3. Chattanooga	32	447	14.0
4. Coll. of Charleston	37	497	13.4
5. Samford	31	409	13.2
6. Western Carolina	33	432	13.1
7. Davidson	33	425	12.9
8. The Citadel	32	402	12.6
9. Furman	33	404	12.2
10. Georgia Southern	32	381	11.9
11. UNCG	31	353	11.4
12. Appalachian State	31	327	10.5

STEALS

Team	G	No.	Avg/G
1. Western Carolina	33	299	9.1
2. Georgia Southern	32	276	8.6
3. Wofford	34	227	6.7
4. UNCG	31	205	6.6
5. Samford	31	182	5.9

6. Coll. of Charleston	37	214	5.8
7. Appalachian State	31	179	5.8
8. Elon	31	171	5.5
9. Furman	33	170	5.2
10. Chattanooga	32	164	5.1
11. Davidson	33	162	4.9
12. The Citadel	32	151	4.7

TURNOVER MARGIN

Team	G	Team	Avg.	Oppt	Avg.	Margin
1. Western Carolina	33	452	13.7	523	15.8	+2.15
2. Wofford	34	404	11.9	453	13.3	+1.44
3. Elon	31	391	12.6	427	13.8	+1.16
4. Coll. of Charleston	37	448	12.1	482	13.0	+0.92
5. Samford	31	418	13.5	401	12.9	-0.55
6. Appalachian State	31	403	13.0	382	12.3	-0.68
7. Furman	33	436	13.2	412	12.5	-0.73
8. UNCG	31	474	15.3	442	14.3	-1.03
9. Davidson	33	464	14.1	427	12.9	-1.12
10. Georgia Southern	32	575	18.0	510	15.9	-2.03
11. Chattanooga	32	484	15.1	419	13.1	-2.03
12. The Citadel	32	407	12.7	339	10.6	-2.12

ASSIST/TURNOVER RATIO

Team	G	Assist	Avg.	T-Over	Avg.	Ratio
1. Wofford	34	487	14.3	404	11.9	1.2
2. Elon	31	435	14.0	391	12.6	1.1
3. Coll. of Charleston	37	497	13.4	448	12.1	1.1
4. The Citadel	32	402	12.6	407	12.7	1.0
5. Samford	31	409	13.2	418	13.5	1.0
6. Western Carolina	33	432	13.1	452	13.7	1.0
7. Furman	33	404	12.2	436	13.2	0.9
8. Chattanooga	32	447	14.0	484	15.1	0.9
9. Davidson	33	425	12.9	464	14.1	0.9
10. Appalachian State	31	327	10.5	403	13.0	0.8
11. UNCG	31	353	11.4	474	15.3	0.7
12. Georgia Southern	32	381	11.9	575	18.0	0.7

OFFENSIVE REBOUNDS

Team	G	No.	Avg/G
1. Western Carolina	33	428	13.0

2. Davidson	33	419	12.7
3. UNCG	31	363	11.7
4. Chattanooga	32	373	11.7
5. The Citadel	32	361	11.3
6. Furman	33	368	11.2
7. Wofford	34	372	10.9
8. Coll. of Charleston	37	404	10.9
9. Appalachian State	31	323	10.4
10. Elon	31	321	10.4
11. Georgia Southern	32	316	9.9
12. Samford	31	190	6.1

DEFENSIVE REBOUNDS

Team	G	No.	Avg/G
1. Chattanooga	32	859	26.8
2. Davidson	33	795	24.1
3. Appalachian State	31	744	24.0
4. Elon	31	742	23.9
5. The Citadel	32	759	23.7
6. Coll. of Charleston	37	874	23.6
7. Furman	33	767	23.2
8. Western Carolina	33	761	23.1
9. UNCG	31	693	22.4
10. Wofford	34	736	21.6
11. Samford	31	650	21.0
12. Georgia Southern	32	656	20.5

3-POINT FG MADE

Team	G	No.	Avg/G
1. Elon	31	285	9.2
2. Samford	31	275	8.9
3. Chattanooga	32	272	8.5
4. Coll. of Charleston	37	306	8.3
5. Davidson	33	258	7.8
6. Furman	33	238	7.2
7. Appalachian State	31	196	6.3
8. UNCG	31	186	6.0
9. Wofford	34	197	5.8
10. Western Carolina	33	190	5.8
11. The Citadel	32	157	4.9
12. Georgia Southern	32	142	4.4



2010-11 SOCON STATISTICS

SCORING

Player-Team	Cl	G	FG	3FG	FT	Pts	Avg/G
1. GOUDELOCK, Andrew-COFC	SR	37	318	131	110	877	23.7
2. SIMS, Donald-ASU	SR	31	198	78	178	652	21.0
3. DAHLMAN, Noah-WOF	SR	34	255	0	172	682	20.1
4. WELLS, Cameron-CIT	SR	32	197	19	139	552	17.3
5. CARTER, Omar-ASU	JR	31	184	38	99	505	16.3
6. DRAYTON, Ben-GSU	JR	32	185	20	114	504	15.8
7. SAAKA, Amu-FUR	SR	33	167	50	130	514	15.6
8. WILLIAMS, Mike-WCU	SR	33	190	55	73	508	15.4
9. LONG, Chris-ELON	SR	31	126	54	150	456	14.7
10. WATTAD, Omar-UTC	JR	32	143	88	82	456	14.3
11. RUNDLES, Cameron-WOF SR	SR	34	155	75	89	474	13.9

REBOUNDING

Player-Team	Cl	GP	Off	Def	Total	Avg/G
1. JOHNSON, Tim-WOF	SR	34	112	176	288	8.5
2. WIEDEMAN, Trent-COFC	FR	37	81	165	246	6.6
3. SAAKA, Amu-FUR	SR	33	68	145	213	6.5
4. JEFFERSON, DeAntre-UTC	SR	32	63	143	206	6.4
5. GROSELLE, Mike-CIT	SO	31	74	124	198	6.4
6. EARLY, Chris-UTC	JR	31	48	148	196	6.3
7. WILLIAMSON, Andre-ASU	JR	31	51	144	195	6.3
8. MERRITT, Jeffrey-SAM	JR	31	47	147	194	6.3
9. COHEN, Jake-DAV	SO	33	67	138	205	6.2
10. BRACKETT, Aaron-UNCG	JR	31	47	138	185	6.0

FIELD GOAL PERCENTAGE

Player-Team	Cl	GP	FG	FGA	Pct
1. DAHLMAN, Noah-WOF	SR	34	255	417	.612
2. GROSELLE, Mike-CIT	SO	31	149	248	.601
3. WILLIAMSON, Andre-ASU	JR	31	104	185	.562
4. BROOKS, De'Mon-DAV	FR	31	102	193	.528
5. MANN, Clint-DAV	SO	33	107	204	.525

ASSISTS

Player-Team	Cl	GP	No.	Avg/G
1. LONG, Chris-ELON	SR	31	188	6.1
2. BELL, Keegan-UTC	JR	32	182	5.7
3. DRAYTON, Ben-GSU	JR	32	146	4.6
4. WELLS, Cameron-CIT	SR	32	138	4.3
5. GOUDELOCK, Andrew-COFC	SR	37	157	4.2
6. WILLIAMS, Mike-WCU	SR	33	127	3.8
7. SIMS, Donald-ASU	SR	31	112	3.6
8. EVANS, Darryl-FUR	SR	33	114	3.5
9. RANDALL, Kyle-UNCG	SO	30	103	3.4
10. LOESING, Brad-WOF	JR	34	109	3.2

FREE THROW PERCENTAGE

Player-Team	Cl	GP	FT	FTA	Pct
1. COCHRAN, Nik-DAV	SO	33	89	101	.881
2. SAAKA, Amu-FUR	SR	33	130	149	.872
3. SIMS, Donald-ASU	SR	31	178	206	.864
4. WELLS, Cameron-CIT	SR	32	139	168	.827
5. KUHLMAN, JP-DAV	SO	33	115	139	.827
6. GOUDELOCK, Andrew-COFC	SR	37	110	134	.821
7. LONG, Chris-ELON	SR	31	150	185	.811
8. EVANS, Brandon-UNCG	SR	31	111	137	.810
9. SUMLER, Trey-WCU	FR	33	85	107	.794
10. WILLIAMS, Mike-WCU	SR	33	73	92	.793
11. COHEN, Jake-DAV	SO	33	99	128	.773
12. WIEDEMAN, Trent-COFC	FR	37	85	110	.773
13. DIGGS, Jamar-WOF	SR	33	102	134	.761
14. DAHLMAN, Noah-WOF	SR	34	172	227	.758
15. CARTER, Omar-ASU	JR	31	99	131	.756

STEALS

Player-Team	Cl	GP	Steals	Avg/G
1. WILLIAMS, Mike-WCU	SR	33	67	2.0
2. HEWITT, Jelani-GSU	FR	32	62	1.9
3. DRAYTON, Ben-GSU	JR	32	60	1.9
4. DIGGS, Jamar-WOF	SR	33	59	1.8

5. LONG, Chris-ELON	SR	31	53	1.7
SIMS, Donald-ASU	SR	31	53	1.7

3-POINT FIELD GOAL PERCENTAGE

Player-Team	Cl	GP	3FG	3FGA	Pct
1. STATES, Noah-FUR	SR	28	41	89	.461
2. DEHM, Justin-FUR	SR	33	48	109	.440
3. SUMLER, Trey-WCU	FR	33	52	119	.437
4. BEDWELL, Josh-SAM	SR	31	51	118	.432
5. EVANS, Brandon-UNCG	SR	31	46	109	.422
KING, Andy-SAM	SR	31	46	109	.422
7. GILTNER, Kevin-WOF	JR	34	52	125	.416
8. WINDLER, Drew-SAM	FR	31	35	85	.412
9. GOUDELOCK, Andrew-COFC	SR	37	131	322	.407
10. CARTER, Omar-ASU	JR	31	38	95	.400

3-POINT FIELD GOALS MADE

Player-Team	Cl	GP	3FG	Avg/G
1. GOUDELOCK, Andrew-COFC	SR	37	131	3.5
2. WATTAD, Omar-UTC	JR	32	88	2.8
3. MCKILLOP, Brendan-DAV	SR	32	85	2.7
4. SIMS, Donald-ASU	SR	31	78	2.5
5. RUNDLES, Cameron-WOF SR	SR	34	75	2.2

BLOCKED SHOTS

Player-Team	Cl	GP	No.	Avg/G
1. TROUTMAN, Lucas-ELON	FR	31	47	1.5
2. COHEN, Jake-DAV	SO	33	49	1.5
3. WILLIAMSON, Andre-ASU	JR	31	46	1.5
4. GORDON, Richie-WCU	SR	33	42	1.3
5. SPENCER, Rory-GSU	JR	29	35	1.2
6. WIGGINS, Antwaine-COFC	JR	36	42	1.2
7. WIEDEMAN, Trent-COFC	FR	37	39	1.1
8. FERGUSON, Eric-GSU	FR	31	26	0.8
9. STATES, Noah-FUR	SR	28	23	0.8
10. DIGGS, Jamar-WOF SR	SR	33	27	0.8

OFFENSIVE REBOUNDS

Player-Team	Cl	GP	No.	Avg/G
1. JOHNSON, Tim-WOF SR	SR	34	112	3.3
2. DAHLMAN, Noah-WOF SR	SR	34	94	2.8
3. GORDON, Richie-WCU	SR	33	80	2.4
4. GROSELLE, Mike-CIT	SO	31	74	2.4
5. STREETER, Bryan-CIT	SR	32	71	2.2

DEFENSIVE REBOUNDS

Player-Team	Cl	GP	No.	Avg/G
1. JOHNSON, Tim-WOF SR	SR	34	176	5.2
2. EARLY, Chris-UTC	JR	31	148	4.8
3. MERRITT, Jeffrey-SAM	JR	31	147	4.7
4. WILLIAMSON, Andre-ASU	JR	31	144	4.6
5. WELLS, Cameron-CIT	SR	32	144	4.5

MINUTES PLAYED

Player-Team	Cl	GP	Minutes	Avg/G
1. SIMS, Donald-ASU	SR	31	1174	37.9
2. DRAYTON, Ben-GSU	JR	32	1184	37.0
3. URBANUS, Zach-CIT	SR	32	1174	36.7
4. WELLS, Cameron-CIT	SR	32	1145	35.8
5. GOUDELOCK, Andrew-COFC	SR	37	1302	35.2
6. BELL, Keegan-UTC	JR	32	1105	34.5
7. LONG, Chris-ELON	SR	31	1044	33.7
8. CARTER, Omar-ASU	JR	31	1042	33.6
9. MONROE, Donovan-COFC	SR	37	1225	33.1
10. RUNDLES, Cameron-WOF SR	SR	34	1124	33.1

APPALACHIAN STATE

JANUARY 19, 2012 • WOFFORD

FEBRUARY 11, 2012 • BOONE



Location Boone, N.C.
 Founded 1899
 Enrollment 17,222
 President Dr. Kenneth Peacock
 Athletics Director Charlie Cobb
 Nickname Mountaineers
 Colors Black and Gold
 Arena Holmes Center (8,325)
 Affiliation NCAA Division I
 Conference Southern
 Website www.GoASU.com

COACHES INFO

Head Coach Jason Capel
 Alma Mater North Carolina '20
 Record at Appalachian State / Years 16-15 / One
 Career Record / Years 16-15 / One
 Basketball Office Phone 828-262-3081
 Assistant Coaches Bobby Kummer, Justin Gainey, Kellen Sampson

TEAM INFO

Overall Record Last Year 16-15
 Conference Record/Finish 10-8 / Third-North
 Starters Returning/Lost 4 / 1
 Letterwinners Returning/Lost 9 / 9

MEDIA RELATIONS INFO

Basketball Contact Charles Cochrum
 Office Phone 828-262-7602
 E-Mail cochrumca@appstate.edu
 FAX 828-262-6106
 Press Row Phone 828-262-7060

CHATTANOOGA

JANUARY 11, 2012

THE MCKENZIE ARENA



Location Chattanooga, Tenn.
 Founded 1886
 Enrollment 11,438
 Chancellor Dr. Roger Brown
 Athletics Director Rick Hart
 Nickname Mocs
 Colors Navy, Old Gold, Silver
 Arena McKenzie Arena (10,928)
 Affiliation NCAA Division I
 Conference Southern
 Website www.gomocs.com

COACHES INFO

Head Coach John Shulman
 Alma Mater East Tennessee State '89
 Record at Chattanooga / Years 121-106 / Seven
 Career Record / Years 121-106 / Seven
 Basketball Office Phone 423-425-4295
 Assistant Coaches DeAntoine Beasley, Rick Cabrera, Brent Jolly

TEAM INFO

Overall Record Last Year 16-16
 Conference Record/Finish 12-6 / Tied-First North
 Starters Returning/Lost 4 / 1
 Letterwinners Returning/Lost 7 / 4

MEDIA RELATIONS INFO

Assistant Director Jim Horten
 Office Phone 423-425-5350
 E-Mail james-horten@utc.edu
 FAX 423-425-4610
 Press Row Phone 423-756-5476

THE CITADEL

DECEMBER 3, 2011 • WOFFORD

JANUARY 26, 2012 • CHARLESTON



Location Charleston, S.C.
 Founded 1842
 Enrollment 2,139
 President Lt. Gen. John W. Rosa, Jr.
 Athletics Director Larry Leckonby
 Nickname Bulldogs, Cadets
 Colors Citadel Blue and White
 Arena McAlister Fieldhouse (6,000)
 Affiliation NCAA Division I
 Conference Southern
 Website www.citadelsports.com

COACHES INFO

Head Coach Chuck Driesell
 Alma Mater Maryland '85
 Record at The Citadel / Years 10-22 / One
 Career Record / Years 98-94 / Seven
 Basketball Office Phone 843-953-5903
 Assistant Coaches Rob Burke, J.D. Powell, Damien Price

TEAM INFO

Overall Record Last Year 10-22
 Conference Record/Finish 6-12 / 4th - South
 Starters Returning/Lost 1 / 4
 Letterwinners Returning/Lost 6 / 10

MEDIA RELATIONS INFO

Basketball Contact Jon Cole
 Office Phone 843-953-7590
 E-Mail jon.cole@citadel.edu
 FAX 843-953-5058
 Press Row Phone 843-953-2138

COLLEGE OF CHARLESTON

JANUARY 5, 2012 • WOFFORD

JANUARY 28, 2012 • CHARLESTON



Location Charleston, S.C.
 Founded 1770
 Enrollment 10,475
 President Dr. P. George Benson
 Athletics Director Joe Hull
 Nickname Cougars
 Colors Maroon, Gold and White
 Arena TD Arena (5,100)
 Affiliation NCAA Division I
 Conference Southern
 Website www.CofCsports.com

COACHES INFO

Head Coach Bobby Cremins
 Alma Mater South Carolina '70
 Record at College of Charleston / Years 113-60 / Sixth
 Career Record / Years 567-367 / 30
 Basketball Office Phone 843-953-5556
 Assistant Coaches Mark Byington, Fred Dupree, Andrew Wilson

TEAM INFO

Overall Record Last Year 26-11
 Conference Record/Finish 14-4 / Tied First - South
 Starters Returning/Lost 2 / 3
 Letterwinners Returning/Lost 9 / 5

MEDIA RELATIONS INFO

Director of Athletic Communications Marlene Navar
 Office Phone 843-953-6720
 E-Mail navormu@cofc.edu
 FAX 843-953-5465
 Press Row Phone 843-953-6554

DAVIDSON

DECEMBER 3, 2011 • WOFFORD

FEBRUARY 6, 2012 • DAVIDSON



Location Davidson, N.C.
 Founded 1837
 Enrollment 1,900
 President Carol Quillen
 Athletics Director Jim Murphy
 Nickname Wildcats
 Colors Red and Black
 Arena Belk Arena (5,223)
 Affiliation NCAA Division I
 Conference Southern
 Website www.davidsonwildcats.com

COACHES INFO

Head Coach Bob McKillop
 Alma Mater Hofstra '72
 Record at Davidson / Years 401-263 / 22
 Career Record / Years 401-263 / 22
 Basketball Office Phone 704-894-2369
 Assistant Coaches Jim Fox, Landry Kosmalski, Matt McKillop

TEAM INFO

Overall Record Last Year 18-15
 Conference Record/Finish 10-8 / Fourth - South
 Starters Returning/Lost 4 / 1
 Letterwinners Returning/Lost 11 / 3

MEDIA RELATIONS INFO

Sports Information Director Marc Gignac
 Office Phone 704-894-2123
 E-Mail magignac@davidson.edu
 FAX 704-894-2636
 Press Row Phone 704-892-3324

ELON

FEBRUARY 15, 2012

JOHNSON ARENA



Location Elon, N.C.
 Founded 1889
 Enrollment 5,709
 Chancellor Dr. Leo M. Lambert
 Athletics Director Dave Blank
 Nickname Phoenix
 Colors Maroon and Gold
 Arena Alumni Gym (1,544)
 Affiliation NCAA Division I
 Conference Southern
 Website www.elonphoenix.com

COACHES INFO

Head Coach Matt Matheny
 Alma Mater Davidson '92
 Record at Elon / Years 23-40 / Third
 Career Record / Years 23-40 / Third
 Basketball Office Phone 336-278-6690
 Assistant Coaches Tim Sweeney, Will Roberson, Jack Wooten

TEAM INFO

Overall Record Last Year 14-17
 Conference Record/Finish 7-11 / Fourth-North
 Starters Returning/Lost 2 / 3
 Letterwinners Returning/Lost 10 / 6

MEDIA RELATIONS INFO

Basketball Contact Erica Roberson
 Office Phone 336-278-6711
 E-Mail eroberson2@elon.edu
 FAX 336-278-6768
 Press Row Phone 336-278-6747

FURMAN

JANUARY 21, 2012 • FURMAN
FEBRUARY 25, 2012 • WOFFORD



Location Greenville, S.C.
Founded 1826
Enrollment 2,600
President Dr. Rod Smolla
Athletics Director Dr. Gary Clark
Nickname Paladins
Colors Purple and White
Arena Timmons Arena (5,000)
Affiliation NCAA Division I
Conference Southern
Website www.furmanpaladins.com

COACHES INFO

Head Coach Jeff Jackson
Alma Mater Cornell '84
Record at Furman / Years 63-91 / Five
Career Record / Years 84-151 / Eight
Basketball Office Phone 864-294-2170
Assistant Coaches Bob Richey, David Willson, Brian Thornton

TEAM INFO

Overall Record Last Year 22-11
Conference Record/Finish 12-6 / Third - South
Starters Returning/Lost 1 / 4
Letterwinners Returning/Lost 8 / 7

MEDIA RELATIONS INFO

Assistant Director (Basketball) Jordan Caskey
Office Phone 864-294-3065
E-Mail Jordan.Caskey@furman.edu
FAX 864-294-3061
Press Row Phone 864-294-3620

GEORGIA SOUTHERN

JANUARY 14, 2012 • WOFFORD
FEBRUARY 9, 2012 • STATESBORO



Location Statesboro, Ga.
Founded 1906
Enrollment 19,691
President Dr. Brook A. Keel
Athletics Director Sam Baker
Nickname Eagles
Colors Blue and White
Arena Hanner Fieldhouse (4,358)
Affiliation NCAA Division I
Conference Southern
Website georgiasoutherneagles.com

COACHES INFO

Head Coach Charlton Young
Alma Mater Georgia Southern '94
Record at Georgia Southern / Years 14-50 / Two
Career Record / Years 14-50 / Two
Basketball Office Phone 912-681-5327
Assistant Coaches Steve Smith, Chris Capko, Pershin Williams

TEAM INFO

Overall Record Last Year 5-27
Conference Record/Finish 1-17 / Sixth - South
Starters Returning/Lost 4 / 1
Letterwinners Returning/Lost 8 / 3

MEDIA RELATIONS INFO

Basketball Contact AJ Henderson
Office Phone 912-478-5071
E-Mail ajhenderson@georgiasouthern.edu
FAX 912-478-0046
Press Row Phone 912-478-5289

SAMFORD

FEBRUARY 4, 2012
BENJAMIN JOHNSON ARENA



Location Birmingham, Ala.
Founded 1841
Enrollment 4,715
President Dr. Andrew Westmoreland
Athletics Director Bob Roller
Nickname Bulldogs
Colors Red and Blue
Arena Pete Hanna Center (5,000)
Affiliation NCAA Division I
Conference Southern
Website www.samfordsports.com

COACHES INFO

Head Coach Jimmy Tillette
Alma Mater Our Lady of Holy Cross '75
Record at Samford / Years 218-200 / 14
Career Record / Years 218-200 / 14
Basketball Office Phone 205-726-2920
Assistant Coaches Paul Kelly, Lee Burgess, Thomas Johnson

TEAM INFO

Overall Record Last Year 12-19
Conference Record/Finish 4-14 / Sixth - North
Starters Returning/Lost 3 / 2
Letterwinners Returning/Lost 10 / 4

MEDIA RELATIONS INFO

Basketball Contact Zac Schrieber
Office Phone 205-726-2802
E-Mail zdschrie@samford.edu
FAX 205-726-2545
Press Row Phone 205-726-2377

UNC GREENSBORO

FEBRUARY 21, 2012
GREENSBORO COLISEUM



Location Greensboro, N.C.
Founded 1891
Enrollment 18,425
Chancellor Dr. Linda P. Brady
Athletics Director Kim Record
Nickname Spartans
Colors Navy, Gold, White
Arena Greensboro Coliseum (7,617)
Affiliation NCAA Division I
Conference Southern
Website www.uncgspartans.com

COACHES INFO

Head Coach Mike Dement
Alma Mater East Carolina '76
Record at UNC / Years 122-173 / Ten
Career Record / Years 327-360 / 24
Basketball Office Phone 336-334-3003
Assistant Coaches Corey Gipson, Kevin Oleksiak, Wes Miller

TEAM INFO

Overall Record Last Year 7-24
Conference Record/Finish 6-12 / Fifth - North
Starters Returning/Lost 4 / 1
Letterwinners Returning/Lost 11 / 1

MEDIA RELATIONS INFO

Media Relations Director Cris Belvin
Office Phone 336-334-5615
E-Mail gcbelvin@uncg.edu
FAX 336-334-3182
Press Row Phone 336-218-5343

WESTERN CAROLINA

JANUARY 7, 2012 • CULLOWHEE
JANUARY 30, 2012 • WOFFORD



Location Cullowhee, N.C.
Founded 1889
Enrollment 9,500
Chancellor Dr. John W. Bardo
Athletics Director Chip Smith
Nickname Catamounts
Colors Purple and Gold
Arena Ramsey Activity Center (7,826)
Affiliation NCAA Division I
Conference Southern
Website www.catamountsports.com

COACHES INFO

Head Coach Larry Hunter
Alma Mater Ohio '71
Record at WCU / Years 90-100 / Six
Career Record / Years 599-324 / 31
Basketball Office Phone 828-227-7338
Assistant Coaches Anquell McCollum, Eric Wilson, Brigham Waginger

TEAM INFO

Overall Record Last Year 18-15
Conference Record/Finish 12-6 / Tied First - North
Starters Returning/Lost 3 / 2
Letterwinners Returning/Lost 5 / 2

MEDIA RELATIONS INFO

Media Relations Director Daniel Hooker
Office Phone 828-227-2339
E-Mail dhooker@email.wcu.edu
FAX 828-227-7688
Press Row Phone 828-227-2129

SOCON TOURNAMENT

MARCH 2-5, 2012
ASHEVILLE, NORTH CAROLINA



The Southern Conference Tournament returns to Asheville in 2012 for the first time since 1995. Since joining the Southern Conference, the Terriers are 10-11 all-time in tournament games. In Charlotte in 2010, the Terriers reached the finals for the first time and defeated Appalachian State to win the title and the automatic bid to the NCAA Tournament. In 2011 in Chattanooga, Wofford reached the finals again and with a victory over College of Charleston won back-to-back titles.

SOUTHERN CONFERENCE TOURNAMENT RESULTS

Feb. 25, 1999	vs. Western Carolina	L 64-67
March 2, 2000	vs. VMI	W 81-72
March 3, 2000	vs. Davidson	W 65-64
March 4, 2000	vs. College of Charleston	L 64-74
March 1, 2001	vs. Davidson	L 57-60
Feb. 28, 2002	vs. UNC Greensboro	L 41-70
March 6, 2003	vs. East Tennessee State	L 75-80
March 3, 2004	vs. UNC Greensboro	W 85-82 (OT)
March 4, 2004	vs. Georgia Southern	L 69-82
March 2, 2005	vs. Elon	L 58-64
March 2, 2006	vs. Appalachian State	L 65-66
Feb. 28, 2007	vs. Chattanooga	L 55-64
March 7, 2008	vs. Western Carolina	W 58-49
March 8, 2008	vs. Davidson	L 49-82
March 6, 2009	vs. Elon	L 55-62
March 6, 2010	vs. UNC Greensboro	W 59-47
March 7, 2010	vs. Western Carolina	W 77-58
March 8, 2010	vs. Appalachian State	W 56-51
March 5, 2011	vs. Appalachian State	W 69-56
March 6, 2011	vs. Western Carolina	W 86-72
March 7, 2011	vs. College of Charleston	W 77-67

SERIES RECORDS VS. ALL OPPONENTS

BACK 2 BACK SOUTHERN CONFERENCE CHAMPIONS 2010 | 2011

Opponent	Games	W	L	Last Mtg
39th Battalion	1	1	0	1943
Air Force	6	2	4	2010
Alabama	3	0	3	2007
Alabama A&M	2	1	1	1990
Alabama-Huntsville	6	5	1	1993
Albany Athletic Club	1	0	1	1929
Albany YMCA	1	0	1	1925
Allen	6	5	1	1992
All-Stars	1	1	0	1940-41
Alvernia	1	1	0	1983
Anderson	1	1	0	1999
Appalachian State	40	15	25	2011
Arkansas	1	0	1	2007
Armstrong State	2	1	1	1988
Army	4	2	2	1998
Auburn	6	1	5	2006
Ball State	1	1	0	2011
Belmont Abbey	31	19	12	1994
Bethune Cookman	1	1	0	2007
Bloomfield	1	1	0	1982
Bluefield	1	1	0	2004
Bluefield State	1	0	1	1974
Boston College	1	0	1	2000
Bradley	1	0	1	2009
Bryan	1	1	0	2000
BYU	2	0	2	2011
Camp Benning	1	1	0	1925
Camp Croft	4	2	2	1945-46
Camp Croft Meds	2	2	0	1942
Campbell	3	0	3	1997
Carson-Newman	4	4	0	1995
Catawba	26	12	14	1992
Celtics	1	0	1	1942
Centenary	1	1	0	1936
Central Wesleyan	26	15	11	1988
Charleston Southern	18	8	10	2004
Charleston YMCA	2	1	1	1935
Cincinnati	1	1	0	2006
The Citadel	91	46	45	2011
Charlotte	5	1	4	2006
Chattanooga	26	11	15	2011
Clafin	18	16	2	1988
Clemson	65	15	50	2010
Coker	21	18	3	1988
College of Charleston	127	74	53	2011
Colorado	1	0	1	1997
Columbia Bible	1	1	0	1983
Columbus	2	1	1	1994
Commandos	1	0	1	1942-43
Concord	1	0	1	1991
Cornell	1	0	1	2010
Davidson	94	24	70	2011
Dayton	2	0	2	2008
Dickinson	1	1	0	1969
Drayton	2	0	2	1941-42
Drayton Mill	1	1	0	1940-41
Duke	2	0	2	1935-36
Durham YMCA	1	1	0	1925-26
East Carolina	2	0	2	2005
East Tennessee State	37	5	32	2005
Eckerd	5	3	2	1994
Elon	47	18	29	2010
Emmanuel	5	5	0	2003
Emory	2	2	0	1984
Emory & Henry	1	0	1	1937
Enka	1	1	0	1955
Erskine	144	79	65	2006
Fairleigh Dickinson	1	1	0	2005
Findlay	1	1	0	1960
Florida	6	0	6	1955
Florida A&M	2	1	1	2003
Florida Institute of Technology	1	1	0	1984
Florida Southern	2	0	2	1963
Florida State	2	2	0	1948

Opponent	Games	W	L	Last Mtg
Fort Benning	1	0	1	1929
Fort McPherson	1	1	0	1926
Fort Valley State	1	1	0	1989
Francis Marion	25	18	7	1988
Furman	127	45	82	2011
Gardner-Webb	7	2	5	1995
Georgetown (KY)	1	0	1	1966
Georgetown	1	0	1	2010
George Mason	1	1	0	2010
Georgia	4	1	3	2009
Georgia College	4	3	1	1984
Georgia Southern	40	19	21	2011
Georgia Tech	14	2	12	2001
Goodyear	1	1	0	1941-42
Greensboro College	1	1	0	1978
Greer "Rockets"	1	1	0	1956-57
Guilford	4	2	2	2000
High Point	16	9	7	2010
Illinois	1	0	1	2009
Indiana Tech	1	1	0	1966
Jacksonville (Fla.)	1	0	1	1982
Jacksonville (Ind.)	1	1	0	1936-37
Jacksonville State	2	2	0	2006
James Madison	1	0	1	2006
Jewish Athletic Club	3	2	1	1929
Kennesaw State	2	2	0	1985
Kent State	1	0	1	2009
King College	8	7	1	2006
LaGrange	1	0	1	1971
Lake Superior State	1	0	1	1992
Lander	40	13	27	1988
Lees-McRae	2	2	0	2010
Lemoco Oil Co.	1	0	1	1929-30
Lenoir-Rhyne	53	22	31	1995
Liberty	1	0	1	1978
Limestone	29	17	12	1988
Lincoln Memorial	1	1	0	1960
Lock Haven	1	1	0	1971
Longwood	1	1	0	1993
Louisiana Tech	1	0	1	1936
Lynchburg	1	1	0	2004
Mansfield State	1	1	0	1973-74
Marquette	1	0	1	1999
Mars Hill	25	13	12	1995
Memphis	1	0	1	2001
Mercer	37	19	18	1997
Methodist	1	1	0	1984
Mexico City	1	0	1	1937
Miami, Fla.	1	0	1	2005
Michigan	1	0	1	2006
Michigan State	1	0	1	2009
Milligan	8	6	2	2004
Minnesota	2	0	2	2010
Missouri	1	0	1	1995
Missouri-St. Louis	1	0	1	1989
Monarch Mill	2	2	0	1941-42
Montreat	3	3	0	1998
Morris	5	5	0	1988
Navy	6	2	4	2009
Nebraska	1	0	1	2001
Newberry	146	92	54	1995
North Carolina	2	0	2	1926
North Carolina State	10	1	9	2006
North Carolina Wesleyan	1	1	0	1993
North Georgia	3	2	1	1975
Northwestern	1	0	1	1997
Notre Dame	1	0	1	2005
Oakland City	1	1	0	1960
Oglethorpe	3	3	0	1970
Original Celtics	1	0	1	1941
Pacific Mills	1	0	1	1925-26
Paine	1	1	0	1970
Parris Island Marines	2	0	2	1929-30
Pfeiffer	11	7	4	1990

Opponent	Games	W	L	Last Mtg
PhibLant (Navy)	1	1	0	1971
Piedmont	40	36	4	1994
Pittsburgh	1	0	1	2009
Presbyterian	162	95	67	1995
Purdue	2	1	1	2007
Queens	11	7	4	1995
Randolph-Macon	2	0	2	1989
Reinhardt	1	1	0	2001
Richmond	2	0	2	1996
Riddle	1	1	0	1947-48
Rollins	9	7	2	1995
Sacramento State	1	1	0	2001
Salisbury YMCA	1	0	1	1925-26
Samford	6	5	1	2011
Santa Clara	1	1	0	2009
Savannah Athletic Club	1	1	0	1925-26
Savannah State	2	1	1	1993
Seattle	1	1	0	2009
Sewanee - University of the South	1	1	0	1994
Shorter	2	1	1	1984
Southern Bleachery	1	0	1	1940-41
South Carolina	60	19	41	2010
South Carolina State	6	1	5	1974
Southern University	1	1	0	2009
Spartanburg Athletic Club	3	2	1	1927
Spartanburg Clippers	1	1	0	1942
St. Leo	1	1	0	1990
Steed	1	1	0	1981
Stetson	25	13	12	1963
Tampa	2	0	2	1960
Tennessee	7	0	7	2004
Tennessee A&I	1	0	1	1960
Tennessee Wesleyan	1	1	0	1997
Tennessee-Martin	1	1	0	1962
Texas	2	0	2	2003
Texas-Pan American	1	1	0	2008
Texas Southern	1	1	0	2007
Toccoa Falls	9	9	0	2007
Trinity	1	0	1	1921
Troy State	2	1	1	1992
Tulane	First Meeting			
Tusculum	8	7	1	1996
U.S. Marines	2	2	0	1932-33
UNC Greensboro	27	18	9	2010
UNC Pembroke/Pembroke State	29	23	6	1994
UNC Asheville	24	8	16	2009
Union (Ky.)	3	2	1	2008
UNLV	1	0	1	1998
USC Aiken	14	8	6	1994
USC Upstate/Spartanburg	23	8	15	2010
Va. Commonwealth	2	0	2	2010
Vanderbilt	4	0	4	2003
Victor Mill	1	1	0	1940-41
Virginia	1	0	1	2003
Virginia Intermont	1	1	0	2002
Virginia Tech	2	1	1	2002
VMI	11	5	6	2003
Virginia Wise	1	1	0	2007
Voorhees	8	7	1	1992
Wake Forest	3	0	3	1997
Warren Wilson	4	4	0	1989
Washington & Lee	1	0	1	1969
Waycross YMCA	1	0	1	1925-26
West Georgia	6	5	1	1993
West Virginia	2	0	2	2005
West Virginia Wesleyan	2	2	0	2008
Western Carolina	40	18	22	2011
William & Mary	2	1	1	2000
Wingate	2	0	2	1979
Winthrop	14	3	11	1985
Wisconsin	2	0	2	2010
Wisc.-Stevens Point	1	1	0	1970
Xavier	1	0	1	2010
TOTAL	2234	1114	1118	.499

SERIES VS. 2011-12 OPPONENTS

APPALACHIAN STATE

APPALACHIAN STATE LEADS 22-13

2/1/1958	81	Appalachian State	94	A	L	
12/11/1958	52	Appalachian State	63	H	L	
1/3/1959	76	Appalachian State	77	A	L	
1/1/1960	67	Wofford	63	A	W	
1/16/1961	65	Appalachian State	74	H	L	
1/26/1962	77	Appalachian State	81	A	L	
11/28/1962	86	Wofford	77	H	W	
1/3/1963	64	Appalachian State	67	A	L	
2/1/1964	87	Appalachian State	98	A	L	
2/10/1964	90	Wofford	70	H	W	
1/2/1965	62	Wofford	53	N	W	
12/31/1965	84	Wofford	81	N	W	
1967-68	62	Appalachian State	90	N	L	
12/7/1977	69	Appalachian State	120	A	L	
12/4/1979	63	Appalachian State	75	A	L	
2/14/1990	64	Appalachian State	71	A	L	
2/11/1998	71	Appalachian State	84	A	L	
1/11/1999	82	Appalachian State	86	OT	H	L
2/12/2000	61	Appalachian State	84	A	L	
2/17/2001	86	Wofford	65	H	W	
2/11/2002	69	Appalachian State	85	A	L	
2/18/2003	72	Appalachian State	76	H	L	
1/10/2004	99	Wofford	92	OT	A	W
12/11/2004	75	Wofford	66	H	W	
2/2/2006	60	Wofford	59	A	W	
3/2/2006	65	Appalachian State ^	66	N	L	
2/10/2007	52	Appalachian State	72	A	L	
1/10/2008	49	Appalachian State	52	H	L	
2/11/2008	55	Appalachian State	83	A	L	
12/6/2008	77	Appalachian State	82	H	L	
1/29/2009	74	Wofford	68	A	W	
12/7/2009	76	Appalachian State	77	A	L	
3/8/2010	56	Wofford ^	51	N	W	
1/27/2011	74	Wofford	65	A	W	
3/5/2011	69	Wofford ^	56	N	W	

BRADLEY

BRADLEY LEADS 1-0

11/22/2009	54	Bradley	56	A	L
------------	----	---------	----	---	---

THE CITADEL

WOFFORD LEADS 46-45

1920-21	19	Citadel	21	L
1920-21	22	Wofford	21	W
1921-22	25	Citadel	32	L
1921-22	27	Citadel	28	L
1923-24	13	Citadel	27	L
1923-24	20	Citadel	27	L
1924-25	20	Citadel	45	L
1924-25	25	Citadel	27	L
2/20/26	33	Wofford	28	W
2/21/27	50	Wofford	36	W
2/25/27	26	Citadel	41	L
1927-28	32	Citadel	69	L
1927-28	27	Citadel	39	L
1928-29	15	Citadel	38	L
1928-29	18	Citadel	32	L
1929-30	21	Citadel	45	L
1929-30	18	Citadel	38	L
1/16/31	22	Wofford	16	W
2/14/31	28	Citadel	32	L
1/16/32	20	Citadel	22	L
2/13/32	22	Wofford	14	W
1932-33	30	Wofford	29	W
1932-33	33	Wofford	24	W
1933-34	33	Wofford	26	W
1933-34	26	Wofford	15	W
1934-35	43	Wofford	30	W
1934-35	39	Wofford	23	W
1935-36	40	Wofford	39	W
1935-36	42	Wofford	34	W
1936-37	28	Citadel	39	L
1936-37	39	Wofford	23	W
1937-38	35	Citadel	39	L
1937-38	33	Wofford	31	W
1938-39	32	Citadel	44	L

1938-39	23	Citadel	31	L		
1939-40	23	Citadel	28	L		
1939-40	45	Wofford	39	W		
1940-41	41	Citadel	46	L		
1940-41	65	Wofford	42	W		
1945-46	41	Citadel	45	L		
1945-46	55	Wofford	44	W		
1951-52	70	Wofford	69	W		
1951-52	85	Wofford	74	W		
1952-53	85	Wofford	71	W		
1952-53	96	Wofford	62	W		
1954-55	94	Wofford	72	W		
1954-55	100	Wofford	74	W		
1/13/1956	81	Wofford	61	A	W	
2/18/1956	102	Wofford	67	H	W	
2/2/1957	74	Citadel	86	A	L	
2/22/1957	62	Citadel	68	H	L	
12/6/1966	75	Citadel	84	A	L	
12/7/1967	68	Wofford	60	A	W	
1/6/1969	85	Citadel	102	A	L	
12/3/69	75	Citadel	87	A	L	
12/3/1970	62	Citadel	82	A	L	
12/8/1971	66	Citadel	86	A	L	
2/22/1973	56	Citadel	66	L		
11/29/1976	77	Citadel	83	A	L	
12/5/1977	59	Citadel	88	A	L	
12/16/1978	68	Citadel	92	A	L	
12/15/1979	79	Citadel	90	A	L	
1/22/1981	64	Citadel	65	H	L	
1/26/1998	51	Citadel	56	A	L	
2/21/1998	71	Wofford	66	H	W	
1/30/1999	60	Citadel	62	H	L	
2/20/1999	67	Wofford	54	A	W	
1/25/2000	87	Wofford	64	A	W	
1/31/2000	81	Wofford	68	H	W	
1/15/2001	79	Wofford	58	H	W	
2/3/2001	62	Citadel	64	A	L	
1/7/2002	73	Wofford	64	OT	H	W
2/23/2002	63	Citadel	72	A	L	
1/13/2003	69	Wofford	54	A	W	
3/1/2003	75	Wofford	63	H	W	
2/7/2004	78	Wofford	68	A	W	
2/23/2004	65	Citadel	68	H	L	
1/17/2005	74	Citadel	76	H	L	
1/31/2005	73	Wofford	63	A	W	
1/16/2006	67	Wofford	52	A	W	
2/25/2006	80	Citadel	84	OT	H	L
1/6/2007	71	Citadel	74	H	L	
2/12/2007	61	Wofford	49	A	L	
1/19/2008	80	Wofford	76	A	W	
3/1/2008	91	Wofford	77	H	W	
1/17/2009	66	Wofford	63	H	W	
2/28/2009	62	Wofford	55	A	W	
1/21/2010	44	Wofford	42	A	W	
2/27/2010	75	Wofford	66	H	W	
1/6/2011	78	Wofford	60	H	W	
2/5/2011	74	Wofford	60	A	W	

CHATTANOOGA

CHATTANOOGA LEADS 15-11

1/9/1996	60	Chattanooga	86	H	L
1/6/1997	46	Chattanooga	83	A	L
11/15/1997	65	Chattanooga	82	A	L
1/17/1998	70	Wofford	58	H	W
1/9/1999	78	Wofford	71	H	W
2/1/1999	62	Chattanooga	76	A	L
1/22/2000	71	Wofford	68	H	W
2/19/2000	51	Chattanooga	69	A	L
1/13/2001	61	Chattanooga	74	A	L
2/13/2001	105	Wofford	69	H	W
1/14/2002	77	Chattanooga	79	A	L
2/4/2002	45	Chattanooga	70	H	L
1/20/2003	79	Wofford	71	H	W
2/10/2003	92	Wofford	83	A	W
2/28/2004	79	Chattanooga	90	A	L
1/15/2005	64	Chattanooga	88	H	L
2/6/2006	71	Chattanooga	82	A	L
1/20/2007	66	Wofford	63	H	W
2/28/2007	55	Chattanooga ^	64	N	L
1/3/2008	78	Chattanooga	85	H	L

2/23/2008	76	Chattanooga	82	A	L
1/8/2009	69	Wofford	66	A	W
2/5/2009	77	Chattanooga	84	H	L
1/25/2010	78	Wofford	63	H	W
1/20/2011	88	Wofford	56	H	W
2/23/2011	97	Wofford	58	A	W

COLLEGE OF CHARLESTON

WOFFORD LEADS 74-53

2/26/1909	31	College of Charleston	32	A	L
1920-21	28	Wofford	8	W	
1920-21	38	Wofford	12	W	
2/9/1922	27	Wofford	17	A	W
2/15/1922	33	Wofford	11	H	W
2/1/1924	18	Wofford	17	A	W
2/22/1924	21	Wofford	14	H	W
2/23/1925	32	Wofford	20	A	W
2/22/1926	30	Wofford	25	A	W
2/22/1927	33	Wofford	31	A	W
1/13/1928	39	Wofford	35	H	W
2/20/1928	46	Wofford	40	A	W
2/15/1929	24	Wofford	19	W	
2/22/1929	30	Wofford	22	W	
1929-30	26	Wofford	25	W	
1929-30	28	College of Charleston	30	L	
1930-31	27	Wofford	23	A	W
1930-31	24	College of Charleston	37	H	L
1931-32	31	College of Charleston	39	L	
1931-32	26	Wofford	24	W	
1932-33	44	Wofford	28	W	
1932-33	45	Wofford	37	W	
1/11/1934	42	Wofford	26	A	W
2/14/1934	54	Wofford	25	H	W
1/24/1935	18	College of Charleston	43	L	
1/25/1935	53	Wofford	27	W	
1/20/1936	37	Wofford	28	A	W
2/15/1936	24	College of Charleston	28	H	L
1/18/1937	30	College of Charleston	33	A	L
2/18/1937	42	Wofford	31	H	W
1937-38	45	Wofford	35	H	W
1937-38	38	Wofford	27	A	W
1938-39	38	Wofford	29	H	W
1938-39	38	Wofford	28	A	W
1939-40	31	Wofford	23	A	W
1939-40	42	Wofford	27	H	W
1940-41	32	College of Charleston	41	A	L
1940-41	52	Wofford	39	H	W
1941-42	39	College of Charleston	47	L	
1941-42	44	Wofford	32	W	
1945-46	37	Wofford	35	W	
1945-46	43	Wofford	42	W	
1946-47	39	College of Charleston	49	L	
1946-47	60	Wofford	37	W	
1947-48	55	College of Charleston	58	L	
1947-48	74	Wofford	53	W	
1948-49	52	Wofford	46	W	
1948-49	73	Wofford	38	W	
1949-50	54	College of Charleston	62	L	
1949-50	97	Wofford	62	W	
1950-51	78	Wofford	53	W	
1950-51	78	Wofford	51	W	
1951-52	78	Wofford	60	W	
1951-52	84	Wofford	59	W	
1952-53	89	Wofford	67	W	
1952-53	106	Wofford	57	W	
1/8/1954	65	Wofford	60	A	W
1/29/1954	81	Wofford	68	H	W
1954-55	100	Wofford	82	W	
1954-55	89	Wofford	78	W	
1/7/1956	100	Wofford	66	A	W
2/13/1956	106	Wofford	71	H	W
2/1/1957	87	Wofford	50	A	W
12/11/1957	100	Wofford	54	H	W
2/11/1958	112	Wofford	53	A	W
1/5/1969	84	Wofford	81	H	W
2/4/1969	72	College of Charleston	85	A	L
1/6/1970	90	Wofford	84	A	W
1/17/1970	115	Wofford	86	H	W
1/5/1971	77	Wofford	67	H	W
1/12/1971	72	Wofford	67	A	W

2011-12 OPPONENTS

11/26/1971	93	Wofford	81	H	W	
1/4/1972	65	Wofford	62	A	W	
2/17/1972	87	Wofford	77	H	W	
12/7/1972	87	Wofford	75	A	W	
2/15/1973	90	Wofford	89	OT	H	W
1/5/1974	72	College of Charleston	73	ZOT	H	L
2/4/1974	69	College of Charleston	87	A	L	
11/29/1974	55	Wofford	54	A	W	
12/5/1974	70	College of Charleston	87	N	L	
2/3/1975	80	Wofford	78	H	W	
3/4/1975	69	Wofford	58	N	W	
2/2/1976	85	Wofford	64	H	W	
2/25/1976	84	College of Charleston	87	A	L	
1/29/1977	68	College of Charleston	80	A	L	
2/21/1977	64	College of Charleston	67	H	L	
1/25/1978	72	College of Charleston	78	A	L	
2/20/1978	79	College of Charleston	91	H	L	
1/27/1979	62	College of Charleston	77	A	L	
2/17/1979	79	Wofford	76	H	W	
1/26/1980	50	College of Charleston	72	A	L	
2/27/1985	44	College of Charleston	46	A	L	
2/13/1986	47	College of Charleston	49	A	L	
2/12/1987	58	College of Charleston	62	H	L	
1/28/1988	55	College of Charleston	67	A	L	
1/15/1996	68	College of Charleston	79	H	L	
2/28/1996	47	College of Charleston	83	A	L	
1/13/1997	64	College of Charleston	88	H	L	
2/16/1998	45	College of Charleston	79	A	L	
1/16/1999	60	College of Charleston	79	A	L	
1/25/1999	65	College of Charleston	70	H	L	
1/10/2000	64	College of Charleston	75	H	L	
1/29/2000	68	College of Charleston	76	A	L	
3/4/2000	64	College of Charleston ^	74	N	L	
1/8/2001	55	College of Charleston	56	H	L	
1/20/2001	62	College of Charleston	64	A	L	
1/2/2002	66	Wofford	64	A	W	
1/12/2002	61	College of Charleston	73	H	L	
1/6/2003	79	College of Charleston	88	H	L	
1/18/2003	68	College of Charleston	78	A	L	
2/2/2004	62	College of Charleston	82	A	L	
2/11/2004	85	Wofford	76	H	W	
1/8/2005	77	College of Charleston	81	A	L	
2/17/2005	87	Wofford	83	OT	H	W
1/21/2006	58	College of Charleston	66	H	L	
2/22/2006	65	College of Charleston	69	A	L	
1/22/2007	75	College of Charleston	77	A	L	
2/17/2007	58	College of Charleston	71	H	L	
1/17/2008	60	College of Charleston	70	A	L	
1/28/2008	67	Wofford	66	H	W	
1/15/2009	63	College of Charleston	65	H	L	
2/26/2009	84	College of Charleston	86	A	L	
1/22/2010	68	College of Charleston	66	A	L	
2/25/2010	74	Wofford	68	H	W	
1/8/2011	73	College of Charleston	77	H	L	
2/3/2011	54	College of Charleston	79	A	L	
3/7/2011	77	College of Charleston ^	67	N	W	

DAVIDSON

DAVIDSON LEADS 70-24

1911-12	44	Wofford	37		W	
1911-12	29	Davidson	67		L	
1919-20	17	Davidson	38	H	L	
1920-21	34	Davidson	35		L	
1921-22	21	Davidson	30		L	
1921-22	25	Davidson	30	H	L	
1922-23	12	Davidson	37	A	L	
1922-23	32	Wofford	30	H	W	
1925-26	19	Davidson	32		L	
1925-26	30	Wofford	29	H	W	
1926-27	34	Davidson	50	A	L	
1927-28	31	Davidson	53	A	L	
1927-28	27	Davidson	37	H	L	
1928-29	30	Davidson	46	A	L	
1929-30	15	Davidson	29	H	L	
1929-30	10	Davidson	29	A	L	
1932-33	25	Davidson	27	OT	A	L
1932-33	38	Wofford	24	H	W	
1934-35	35	Davidson	40	A	L	
1934-35	33	Wofford	31	H	W	
1938-39	25	Davidson	36	H	L	
1938-39	22	Davidson	44	A	L	
1940-41	49	Wofford	40	H	W	
1940-41	47	Davidson	52	A	L	
1941-42	31	Davidson	37	H	L	

1941-42	35	Davidson	49	A	L
1942-43	27	Davidson	59		L
1942-43	38	Davidson	40	A	L
1944-45	29	Davidson	41	H	L
1944-45	53	Wofford	40	A	W
1945-46	49	Davidson	51	H	L
1945-46	33	Davidson	38		L
1946-47	30	Davidson	55	H	L
1946-47	46	Davidson	74	A	L
1947-48	35	Davidson	62	A	L
1947-48	45	Davidson	60	H	L
1948-49	61	Wofford	53	H	W
1948-49	56	Davidson	82	A	L
1954-55	81	Wofford	63	A	W
1/3/1956	96	Wofford	67	H	W
2/21/1956	77	Wofford	73	A	W
2/12/1957	85	Wofford	75	H	W
2/26/1957	79	Wofford	59	A	W
1957-58	58	Davidson	67		L
2/21/1958	64	Wofford	62	A	W
2/2/1961	65	Davidson	72	A	L
1/9/1962	55	Davidson	74	H	L
2/27/1962	55	Davidson	74	A	L
12/4/1962	58	Davidson	77	A	L
1/16/1963	56	Davidson	66	H	L
1/25/1964	73	Davidson	105	A	L
2/16/1965	72	Davidson	117	A	L
11/29/1972	57	Davidson	88	A	L
12/3/1973	66	Davidson	111	A	L
12/3/1974	69	Davidson	74	A	L
12/1/1975	81	Davidson	110	A	L
11/27/1976	70	Davidson	93	A	L
11/26/1977	88	Davidson	106	A	L
12/2/1978	74	Davidson	110	A	L
12/1/1979	78	Davidson	88	A	L
11/28/1980	60	Davidson	92	A	L
11/26/1983	67	Davidson	73	A	L
12/1/1984	56	Davidson	84	A	L
11/23/1985	57	Davidson	72	A	L
12/6/1986	74	Davidson	81	A	L
1/6/1988	68	Davidson	87	A	L
12/3/1988	71	Wofford	47	A	W
1/27/1990	67	Davidson	79	A	L
12/19/1990	74	Wofford	63	A	W
12/14/1997	65	Davidson	93	A	L
2/16/1999	66	Davidson	67	H	L
1/20/2000	62	Davidson	77	A	L
3/3/2000	65	Wofford ^	64	N	W
2/5/2001	83	Wofford	73	H	W
3/1/2001	57	Davidson ^	60	N	L
1/30/2002	61	Davidson	72	A	L
2/3/2003	98	Wofford	82	H	W
1/17/2004	83	Wofford	76	H	W
2/18/2004	63	Davidson	73	A	L
2/7/2005	66	Davidson	70	H	L
2/26/2005	45	Davidson	61	A	L
1/7/2006	62	Davidson	80	A	L
2/11/2006	84	Wofford	71	H	W
1/13/2007	78	Davidson	83	H	L
2/19/2007	73	Davidson	80	A	L
1/12/2008	50	Davidson	78	H	L
1/30/2008	65	Davidson	78	A	L
3/8/2008	49	Davidson ^	82	N	L
1/24/2009	59	Davidson	79	A	L
2/12/2009	61	Davidson	78	H	L
1/16/2010	68	Wofford	62	H	W
2/17/2010	73	Wofford	51	A	W
1/15/2011	69	Wofford	64	A	W
2/9/2011	58	Davidson	67	H	L

ELON

ELON LEADS 29-18

1919-20	24	Elon	28		L
1920-21	11	Elon	30		L
1921-22	32	Elon	35		L
1925-26	15	Elon	18		L
1927-28	30	Elon	51		L
1928-29	18	Elon	27		L
12/7/1956	76	Elon	98	H	L
12/15/1956	69	Elon	87	A	L
12/10/1958	77	Wofford	61	A	W
12/15/1958	75	Wofford	70	H	W
1959-60	77	Wofford	63		W
1959-60	72	Wofford	71		W

1960-61	75	Wofford	70		W	
1960-61	71	Elon	83		L	
1961-62	61	Elon	77		L	
1961-62	65	Elon	69		L	
12/5/1962	65	Elon	67	H	L	
1/9/1963	75	Elon	93	A	L	
12/3/1963	100	Wofford	87	H	W	
1/7/1964	74	Elon	96	A	L	
12/1/1964	64	Elon	65	A	L	
1/5/1965	92	Wofford	84	OT	H	W
11/30/1965	73	Elon	97	H	L	
1/4/1966	69	Elon	79	A	L	
11/29/1966	77	Wofford	63	H	W	
1/4/1967	71	Elon	72	A	L	
11/29/1967	55	Elon	59	A	L	
1/3/1968	61	Elon	66	H	L	
12/4/1968	63	Elon	79	A	L	
1/20/1969	60	Elon	76	H	L	
11/30/1993	78	Wofford	71	H	W	
1/10/1994	91	Wofford	89	OT	A	W
12/7/1994	77	Wofford	68	H	W	
1/5/1995	86	Wofford	66	A	W	
1/31/2004	64	Elon	77	H	L	
2/14/2005	75	Wofford	63	A	W	
3/2/2005	58	Elon ^	64	N	L	
1/4/2006	61	Elon	64	H	L	
12/20/2006	69	Elon	79	A	L	
2/3/2007	71	Wofford	64	H	W	
12/15/2007	57	Elon	66	A	L	
2/9/2008	67	Elon	70	OT	H	L
1/26/2009	74	Wofford	71	OT	H	W
3/6/2009	55	Elon ^	62	N	L	
1/9/2010	72	Wofford	55	A	W	
2/3/2010	72	Wofford	56	H	W	
12/4/2010	75	Wofford	69	A	W	

EMORY AND HENRY

EMORY AND HENRY LEADS 1-0

1936-37	33	Emory and Henry	45		L
---------	----	-----------------	----	--	---

FURMAN

FURMAN LEADS 82-45

11/23/1908	10	Furman	30	A	L
1/15/1909	22	Furman	24	H	L
1/31/1913	46	Wofford	20	A	W
2/6/1913	24	Wofford	11	H	W
1913-14	33	Wofford	23		W
2/13/1916	50	Wofford	12	H	W
2/22/1916	45	Wofford	24	A	W
1920-21	46	Wofford	21	N	W
1/25/1928	26	Furman	49	A	L
2/25/1928	27	Furman	40	H	L
1/26/1929	24	Furman	41	H	L
2/26/1929	26	Furman	58	A	L
2/8/1930	8	Furman	42	A	L
2/25/1930	13	Furman	46	H	L
1/28/1931	13	Furman	26	H	L
2/24/1931	15	Furman	30	A	L
1/26/1932	13	Furman	33	A	L
2/26/1932	18	Furman	20	H	L
1/19/1933	29	Wofford	17	H	W
2/24/1933	22	Furman	34	A	L
1/18/1934	25	Wofford	22	A	W
2/27/1934	19	Furman	33	H	L
1/11/1935	47	Wofford	31	H	W
2/19/1935	31	Wofford	20	A	W
1/16/1936	39	Wofford	25	H	W
2/18/1936	35	Furman	42	A	L
2/23/1937	26	Furman	30		L
2/28/1937	27	Furman	35	A	L
1/29/1938	34	Wofford	26	H	W
2/19/1938	34	Wofford	26	A	W
1/16/1939	28	Furman	29	A	L
2/18/1939	54	Wofford	32	H	W
1/1					

2/1/1946	22	Furman	39	H	L	12/4/1976	78	Furman	100	A	L		
2/4/1947	45	Wofford	43	A	W	11/28/1977	60	Furman	121	A	L		
2/21/1947	49	Wofford	46	H	W	12/19/1978	71	Furman	90	A	L		
2/16/1948	57	Furman	58	H	L	11/30/1981	79	Furman	93	A	L		
2/23/1948	54	Furman	60	OT	A	L	1/7/1987	78	Furman	84	A	L	
2/19/1949	81	Furman	91	OT	A	L	11/30/1987	61	Furman	84	A	L	
2/21/1949	59	Wofford	57	H	W	2/1/1989	76	Furman	87	A	L		
12/13/1949	52	Furman	61	H	L	1/18/1990	65	Furman	86	A	L		
2/20/1950	71	Wofford	65	A	W	2/13/1991	62	Furman	75	A	L		
1/12/1951	80	Wofford	71	A	W	11/25/1991	82	Wofford	81	A	W		
2/20/1951	79	Wofford	75	H	W	11/29/1993	68	Wofford	63	A	W		
12/13/1951	77	Furman	88		L	12/3/1994	55	Furman	69	A	L		
2/20/1952	89	Furman	93	OT	H	L	1/22/1997	62	Furman	65	OT	A	L
2/19/1953	78	Furman	90	A	L	2/13/1997	61	Furman	66	H	L		
2/26/1953	78	Furman	104	A	L	1/19/1998	61	Furman	70	A	L		
2/16/1954	102	Furman	123	A	L	1/28/1998	69	Wofford	55	H	W		
2/23/1954	73	Furman	117	H	L	2/11/1999	90	Wofford	83	OT	A	W	
12/13/1955	68	Furman	105	A	L	2/13/1999	68	Wofford	57	H	W		
1/29/1957	74	Furman	89	H	L	1/17/2000	55	Furman	73	A	L		
2/7/1958	68	Wofford	66	H	W	2/14/2000	85	Wofford	75	H	W		
2/25/1958	86	Furman	89	A	L	1/6/2001	62	Furman	70	H	L		
1/24/1959	75	Furman	81	H	L	1/27/2001	77	Wofford	70	A	W		
1/16/1960	70	Wofford	69	2OT	A	W	1/5/2002	59	Wofford	49	H	W	
12/10/1960	53	Furman	80	H	L	2/16/2002	48	Furman	55	A	L		
2/16/1961	51	Furman	77	A	L	1/11/2003	60	Wofford	59	A	W		
12/5/1961	68	Furman	80	H	L	2/22/2003	66	Furman	69	H	L		
2/17/1962	69	Furman	95	A	L	1/24/2004	55	Furman	91	A	L		
12/1/1962	62	Furman	90	A	L	2/14/2004	73	Furman	77	H	L		
12/7/1963	80	Wofford	74	H	W	2/12/2005	58	Furman	75	A	L		
1/12/1965	85	Furman	98	A	L	2/19/2005	77	Wofford	70	H	W		
1/18/1966	75	Furman	78	H	L	1/9/2006	52	Furman	83	H	L		
2/19/1966	74	Furman	79	A	L	2/13/2006	59	Furman	67	A	L		
12/15/1966	61	Furman	63	H	L	1/15/2007	65	Furman	68	A	L		
2/25/1967	77	Wofford	67	A	W	2/25/2007	76	Wofford	67	H	W		
1/10/1968	71	Wofford	68	H	W	2/2/2008	75	Wofford	42	H	W		
2/24/1968	57	Wofford	62	A	L	2/18/2008	61	Furman	67	A	L		
1/13/1969	65	Furman	100	H	L	2/21/2009	85	Wofford	82	OT	A	W	
2/22/1969	71	Furman	90	A	L	3/2/2009	80	Wofford	55	H	W		
12/1/1969	69	Furman	93	A	L	1/30/2010	57	Wofford	46	H	W		
1/8/1970	86	Furman	109	H	L	2/10/2010	76	Wofford	65	A	W		
12/1/1970	73	Furman	102	A	L	1/24/2011	68	Furman	73	OT	H	L	
2/8/1971	62	Furman	83	H	L	2/26/2011	79	Wofford	65	A	W		
12/1/1971	95	Furman	100	A	L								
12/1/1972	54	Furman	91	A	L								

GEORGIA

GEORGIA LEADS 3-1

1/13/1927	23	Georgia	61		L	
12/19/2004	89	Georgia	93	OT	A	L
12/20/2008	73	Georgia	74	OT	A	L
11/27/2009	60	Wofford	57		A	W

GEORGIA SOUTHERN

GEORGIA SOUTHERN LEADS 21-19

1/5/1951	61	Georgia Southern	83		L	
2/9/1951	101	Wofford	83		W	
12/12/1951	73	Georgia Southern	82		L	
12/11/1952	69	Georgia Southern	79		L	
12/18/1954	89	Georgia Southern	93	N	L	
12/8/1955	75	Georgia Southern	93		A	L
1/9/1956	85	Georgia Southern	94		H	L
12/10/1956	89	Georgia Southern	94		H	L
1/5/1957	63	Georgia Southern	65		A	L
12/14/1957	71	Wofford	61		H	W
1/4/1958	61	Wofford	59		A	W
1/5/1998	55	Wofford	48		H	W
2/14/1998	60	Wofford	57		A	W
1/23/1999	75	Wofford	65		A	W
2/6/1999	71	Wofford	60		H	W
1/15/2000	82	Wofford	66		H	W
2/21/2000	77	Georgia Southern	80	OT	A	L
1/2/2001	82	Wofford	74		A	W
1/29/2001	60	Georgia Southern	65		H	L
1/19/2002	73	Georgia Southern	86		A	L
2/9/2002	76	Wofford	67		H	W
1/27/2003	73	Wofford	70		H	W
2/15/2003	68	Georgia Southern	69		A	L
1/7/2004	63	Georgia Southern	81		A	L
1/19/2004	73	Georgia Southern	82		H	L
3/4/2004	69	Georgia Southern ^	82		N	L
1/24/2005	76	Georgia Southern	79		A	L
2/21/2005	81	Wofford	79	OT	H	W
1/14/2006	75	Georgia Southern	91		A	L
2/18/2006	78	Wofford	62		H	W
1/8/2007	78	Georgia Southern	83		A	L
2/22/2007	46	Georgia Southern	68		H	L
1/24/2008	86	Georgia Southern	79		A	W

142 TEAMS WILL PARTICIPATE IN THE TENTH ANNUAL

A record total of 142 teams – representing 16 collegiate athletic conferences – will compete in the three-day event (February 17-19), with the entire SEARS BracketBusters slate of matchups to be announced in late January.

Of the 71 games, a minimum of 13 will be televised, with six contests on ESPN2 which are simulcast on ESPN3. An additional five games will be aired on ESPNU and two exclusive games on ESPN3. Please consult your local listings for start times.



HOME TEAMS: Albany, Maine, New Hampshire, Vermont, Montana, Northern Arizona, Northern Colorado, Sacramento State, Weber State, Charleston Southern, Coastal Carolina, Gardner-Webb, Radford, Virginia Military Institute, Cal State Fullerton, Cal State Northridge, Pacific, UC Irvine, UC Riverside, Delaware, George Mason, Georgia State, Hofstra, Northeastern, Virginia Commonwealth, Butler, Cleveland State, Detroit, Green Bay, Milwaukee, Canisius, Iona, Loyola (Md.), Manhattan, Saint Peter's, Ball State, Bowling Green, Central Michigan, Kent State, Miami (Ohio), Ohio, Morgan State, Bradley, Creighton, Evansville, Illinois State, Missouri State, Austin Peay, Eastern Illinois, Eastern Kentucky, Jacksonville State, Murray State, SIU-Edwardsville, Appalachian State, Davidson, McNeese State, Nicholls State, Northwestern State, Sam Houston State, Southeastern Louisiana, Stephen F. Austin, Missouri-Kansas City, North Dakota State, Oral Roberts, South Dakota, South Dakota State, Idaho, Louisiana Tech, New Mexico State, Utah State and Loyola Marymount.

AWAY TEAMS: Binghamton, Boston University, Hartford, Maryland-Baltimore County, Stony Brook, Eastern Washington, Idaho State, Montana State, Portland State, Campbell, High Point, Liberty, Presbyterian, UNC-Asheville, Winthrop, Cal Poly, Long Beach State, UC Davis, UC Santa Barbara, Drexel, James Madison, UNC-Wilmington, Old Dominion, Towson, William & Mary, Illinois-Chicago, Loyola (Ill.), Valparaiso, Wright State, Youngstown State, Fairfield, Marist, Niagara, Rider, Siena, Akron, Buffalo, Eastern Michigan, Northern Illinois, Toledo, Western Michigan, Delaware State, Hampton, Drake, Indiana State, UNI, Southern Illinois, Wichita State, Morehead State, Southeast Missouri State, Tennessee-Martin, Tennessee State, Tennessee Tech, College of Charleston, Wofford, Central Arkansas, Lamar, Texas-Arlington, Texas-San Antonio, Texas A&M-Corpus Christi, Texas State, IUPUI, IUPUI, Oakland, Southern Utah, Western Illinois, Fresno State, Hawaii, Nevada, San Jose State and St. Mary's.



2011-12 OPPONENTS

2/14/2008	66	Georgia Southern	77	H	L	
1/22/2009	53	Georgia Southern	74	A	L	
2/14/2009	82	Wofford	75	H	W	
1/14/2010	71	Wofford	57	H	W	
2/20/2010	82	Wofford	76	OT	A	W
1/12/2011	74	Wofford	65	A	W	
2/12/2011	69	Wofford	61	H	W	

HIGH POINT

WOFFORD LEADS 9-7

1928-29	19	Wofford	16		W
1928-29	14	High Point	26		L
1/9/1931	22	High Point	25	A	L
2/10/1931	31	Wofford	21	H	W
1942-43	42	Wofford	28		W
1944-45	37	Wofford	34		W
1944-45	27	High Point	31		L
12/12/1953	88	Wofford	83	H	W
1/14/1954	86	Wofford	83	A	W
1954-55	81	Wofford	80		W
1954-55	84	High Point	94		L
1/6/1959	73	High Point	98	A	L
2/12/1959	93	Wofford	84	H	W
1964-65	64	High Point	68	N	L
1/2/1976	79	High Point	83	N	L
12/18/2010	79	Wofford	65	H	W

JACKSONVILLE

JACKSONVILLE LEADS 1-0

12/18/1982	59	Jacksonville	97	A	L
------------	----	--------------	----	---	---

SAMFORD

WOFFORD LEADS 5-1

1/11/1982	66	Samford	82	A	L
1/10/2009	60	Wofford	51	A	W
2/7/2009	74	Wofford	61	H	W
2/13/2010	59	Wofford	54	A	W
1/22/2011	81	Wofford	43	H	W
2/16/2011	81	Wofford	68	A	W

SOUTH CAROLINA

SOUTH CAROLINA LEADS 41-19

1/12/1916	21	Wofford	19	A	W
2/12/1916	41	Wofford	17	H	W
1/13/1917	38	Wofford	23	A	W
2/21/1917	44	Wofford	28	H	W
2/26/1918	26	South Carolina	27	H	L
3/4/1918	11	South Carolina	45	A	L
2/19/1919	31	South Carolina	34	H	L
2/25/1919	24	Wofford	18	A	W
2/24/1920	33	Wofford	20	H	W
2/12/1921	25	Wofford	21	H	W
2/19/1921	18	Wofford	11	A	W
2/11/1922	20	South Carolina	22	A	L

2/16/1922	17	South Carolina	37	H	L
2/24/1922	18	South Carolina	34	N	L
1/18/1923	24	Wofford	21	H	W
2/6/1923	11	South Carolina	29	A	L
1/19/1923	27	Wofford	24	H	W
1/31/1924	23	South Carolina	29	A	L
2/24/1925	20	South Carolina	46	A	L
1/17/1928	30	South Carolina	37	A	L
1/9/1929	24	South Carolina	42	A	L
1/2/1930	20	South Carolina	23	A	L
1/14/1932	25	Wofford	24	A	W
2/20/1932	35	Wofford	32	H	W
1/9/1934	33	South Carolina	44	A	L
2/16/1935	25	South Carolina	31	H	L
2/12/1936	32	South Carolina	45	A	L
2/22/1936	31	Wofford	19	H	W
2/17/1939	33	Wofford	31	H	W
2/27/1939	31	South Carolina	34	A	L
1/20/1945	43	South Carolina	66	H	L
2/10/1945	20	South Carolina	68	A	L
12/15/1953	85	South Carolina	96	A	L
1/16/1954	71	South Carolina	86	H	L
12/3/1955	64	South Carolina	80	A	L
12/1/1956	55	South Carolina	99	A	L
1/26/1957	71	South Carolina	90	H	L
12/3/1958	54	South Carolina	71	A	L
12/22/1979	56	South Carolina	78	A	L
1/3/1985	65	South Carolina	73	N	L
11/28/1987	62	South Carolina	81	A	L
1/31/1996	55	South Carolina	82	A	L
12/2/1996	41	South Carolina	64	A	L
11/23/1998	42	South Carolina	91	A	L
11/19/1999	62	South Carolina	76	A	L
11/21/2000	48	South Carolina	74	A	L
11/28/2001	49	South Carolina	64	H	L
12/16/2002	59	South Carolina	70	A	L
12/31/2004	44	South Carolina	76	A	L
12/17/2005	43	South Carolina	73	A	L
1/5/2008	61	South Carolina	78	A	L
12/19/2009	68	Wofford	61	H	W
12/11/2010	53	South Carolina	64	A	L

TULANE

FIRST MEETING

UNC GREENSBORO

WOFFORD LEADS 18-9

11/30/1985	82	Wofford	70	H	W
1/14/1989	57	UNC Greensboro	63	A	L
2/9/1989	59	UNC Greensboro	64	H	L
1/13/1990	76	Wofford	72	A	W
2/17/90	67	UNC Greensboro	58	H	W
1/26/1991	76	Wofford	72	A	W
2/16/1991	71	Wofford	59	H	W
1/24/1998	69	Wofford	65	H	W
1/4/1999	77	Wofford	65	A	W
2/3/2000	76	Wofford	63	H	W

1/22/2001	56	UNC Greensboro	80	A	L	
1/26/2002	76	UNC Greensboro	81	H	L	
2/28/2002	41	UNC Greensboro ^	70	N	L	
2/1/2003	79	UNC Greensboro	85	A	L	
3/5/2003	77	Wofford ^	73	N	W	
2/9/2004	80	UNC Greensboro	85	H	L	
3/3/2004	85	Wofford ^	82	OT	N	W
1/5/2005	44	UNC Greensboro	61	A	L	
1/30/2006	84	Wofford	78	OT	H	W
11/27/2006	54	UNC Greensboro	77	A	L	
2/5/2007	80	Wofford	75	OT	H	W
12/8/2007	66	Wofford	65	H	W	
2/7/2008	59	Wofford	56	A	W	
2/9/2009	69	Wofford	57	A	W	
1/7/2010	79	Wofford	62	A	W	
2/6/2010	77	Wofford	59	H	W	
3/6/2010	59	Wofford ^	47	N	W	
12/2/2010	92	Wofford	70	H	W	

UVA.-WISE

WOFFORD LEADS 1-0

11/24/2007	83	Wofford	62	H	W
------------	----	---------	----	---	---

WAKE FOREST

WAKE FOREST LEADS 3-0

1935-36	19	Wake Forest	25		L
1935-36	21	Wake Forest	25		L
1/29/1997	51	Wake Forest	68	A	L

WESTERN CAROLINA

WESTERN CAROLINA LEADS 22-18

12/10/1948	70	Wofford	42	H	W	
12/7/1949	61	Wofford	44	A	W	
12/12/1949	57	Western Carolina	69	A	L	
12/12/1950	66	Wofford	56	A	W	
12/13/1950	77	Wofford	65	A	W	
2/12/1951	75	Wofford	61	H	W	
2/16/1952	83	Western Carolina	84	H	L	
2/18/1952	88	Wofford	67	H	W	
3/3/1959	58	Western Carolina	74	A	L	
1/2/1960	67	Wofford	55		W	
12/30/1960	68	Western Carolina	82		L	
12/29/1961	61	Western Carolina	62	N	L	
1/1/1966	93	Western Carolina	94	N	L	
12/9/1966	87	Wofford	86		W	
2/7/1990	65	Western Carolina	72	A	L	
1/4/1996	67	Western Carolina	92	A	L	
2/8/1996	72	Western Carolina	84	H	L	
1/4/1997	78	Western Carolina	93	A	L	
1/9/1997	51	Western Carolina	71	H	L	
1/12/1998	54	Western Carolina	60	H	L	
2/8/1999	90	Wofford	85	A	W	
2/25/1999	64	Western Carolina ^	67	N	L	
1/8/2000	75	Wofford	71	H	W	
2/19/2001	90	Wofford	76	A	W	
2/18/2002	71	Western Carolina	77	H	L	
2/24/2003	77	Western Carolina	86	A	L	
12/15/2003	79	Western Carolina	93	H	L	
1/22/2005	75	Western Carolina	80	A	L	
1/28/2006	76	Wofford	57	H	W	
11/29/2006	75	Western Carolina	81	H	L	
1/29/2007	74	Western Carolina	77	OT	A	L
1/26/2008	83	Wofford	73	H	W	
2/28/2008	57	Western Carolina	62	A	L	
3/7/2008	58	Wofford ^	49	N	W	
1/31/2009	65	Western Carolina	77	A	L	
2/23/2009	81	Wofford	66	H	W	
12/2/2009	67	Western Carolina	72	A	L	
3/7/2010	77	Wofford ^	58	N	W	
1/29/2011	75	Wofford	66	A	W	
3/6/2011	86	Wofford ^	72	N	W	

WISCONSIN

WISCONSIN LEADS 2-0

12/3/2007	43	Wisconsin	70	A	L
3/19/2010	49	Wisconsin %	53	N	L

^ Southern Conference Tournament Game
% NCAA Tournament Game



SOCON COMPOSITE GAME SCHEDULE

November 30 (Wednesday)

Furman at Elon, 7 p.m.

December 1 (Thursday)

Chattanooga at Georgia Southern, 7:00 p.m.
The Citadel at College of Charleston, 7:00 p.m.
UNCG at Appalachian State, 7:00 p.m.
Davidson at Wofford, 7:00 p.m.
Western Carolina at Samford, 8:00 p.m.

December 3 (Saturday)

The Citadel at Wofford, 7:00 p.m.
Chattanooga at College of Charleston, 4:00 p.m.
UNCG at Western Carolina, 4:30 p.m.
Appalachian State at Georgia Southern, 7:00 p.m.
Furman at Davidson, 7:00 p.m.

December 5 (Monday)

Elon at UNCG, 7:00 pm

January 5 (Thursday)

Western Carolina at Chattanooga, 7 p.m.
Georgia Southern at Elon, 7 p.m.
The Citadel at Furman, 7 p.m.
Davidson at UNC Greensboro, 7 p.m.
Appalachian State at Samford, 8 p.m.
College of Charleston at Wofford, 7 p.m.

January 7 (Saturday)

Appalachian State at Chattanooga, 7 p.m.
Samford at The Citadel, 7 p.m.
Georgia Southern at Davidson, Noon
College of Charleston at Furman, TBA
Wofford at Western Carolina, 4:30 p.m.

January 12 (Thursday)

Furman at Appalachian State, 7 p.m.
UNC Greensboro at College of Charleston, 7 p.m.
Wofford at Chattanooga, 7 p.m.
Elon at The Citadel, 7 p.m.
Western Carolina at Davidson, 7 p.m.
Samford at Georgia Southern, 7 p.m.

January 14 (Saturday)

Davidson at Appalachian State, 2 p.m.
Elon at College of Charleston, 4 p.m.
UNC Greensboro at The Citadel, 7 p.m.
Chattanooga at Samford, TBA
Furman at Western Carolina, 2 p.m.
Georgia Southern at Wofford, 7 p.m.

January 19 (Thursday)

College of Charleston at Davidson, 7 p.m.
Samford at Elon, TBA
Georgia Southern at Furman, 7 p.m.
Chattanooga at UNC Greensboro, 7 p.m.
Appalachian State at Wofford, 7 p.m.

January 21 (Saturday)

Western Carolina at Appalachian State, Noon
The Citadel at Davidson, 7 p.m.
Chattanooga at Elon, 7 p.m.
Wofford at Furman, 4 p.m.

College of Charleston at Georgia Southern, 7:30 p.m.

January 22 (Sunday)

Samford at UNC Greensboro, 2 p.m.

January 23 (Monday)

The Citadel at Georgia Southern, 7 p.m.

January 26 (Thursday)

Furman at College of Charleston, 7 p.m.
Davidson at Chattanooga, 7 p.m.
Wofford at The Citadel, 7 p.m.
Appalachian State at UNC Greensboro, 7 p.m.
Georgia Southern at Samford, 8 p.m.
Elon at Western Carolina, 7 p.m.

January 28 (Saturday)

Elon at Appalachian State, 2 p.m.
Wofford at College of Charleston, noon
Georgia Southern at Chattanooga, 7:30 p.m.
Furman at The Citadel, 7 p.m.
Western Carolina at UNC Greensboro, 2 p.m.
Davidson at Samford, 5 p.m.

January 30 (Monday)

College of Charleston at Samford, 8 p.m.
Western Carolina at Wofford, 7 p.m.

February 1 (Wednesday)

Davidson at Furman, 7 p.m.

February 2 (Thursday)

Samford at Appalachian State, 7 p.m.
College of Charleston at Elon, 7 p.m.
The Citadel at UNC Greensboro, 7 p.m.
Chattanooga at Western Carolina, 7 p.m.

February 4 (Saturday)

College of Charleston at Appalachian State, 2 p.m.
Chattanooga at Davidson, 4 p.m.
The Citadel at Elon, 7 p.m.
UNC Greensboro at Furman, Noon
Georgia Southern at Western Carolina, 2 p.m.
Samford at Wofford, 2 p.m.

February 6 (Monday)

Wofford at Davidson, 7 p.m.
Appalachian State at Elon, 7 p.m.
Furman at Georgia Southern, 7:30 p.m.

February 9 (Thursday)

Western Carolina at College of Charleston, 7 p.m.
Elon at Chattanooga, 7 p.m.
Davidson at The Citadel, 7 p.m.
Appalachian State at Furman, 7 p.m.
Wofford at Georgia Southern, 7 p.m.
UNC Greensboro at Samford, 8 p.m.

February 11 (Saturday)

Wofford at Appalachian State, 2 p.m.
Davidson at College of Charleston, Noon
UNC Greensboro at Chattanooga, 7 p.m.
Georgia Southern at The Citadel, 7 p.m.
Western Carolina at Furman, 4 p.m.

Elon at Samford, 5 p.m.

February 15 (Wednesday)

Chattanooga at Appalachian State, 7 p.m.
Samford at Davidson, 7 p.m.
College of Charleston at UNC Greensboro, 7 p.m.
Elon at Wofford, 7 p.m.

February 16 (Thursday)

The Citadel at Western Carolina, 7 p.m.

February 18 (Saturday)

The Citadel at Chattanooga, 7 p.m.
Western Carolina at Elon, Noon
UNC Greensboro at Georgia Southern, 7:30 p.m.
Furman at Samford, 5 p.m.
TBD at Appalachian State, TBA (Sears BracketBusters)
TBD at Davidson, TBA (Sears BracketBusters)
College of Charleston at TBD, TBA (Sears BracketBusters)
Wofford at TBD, TBA (Sears BracketBusters)

February 21 (Tuesday)

Wofford at UNC Greensboro, 7 p.m.

February 22 (Wednesday)

Appalachian State at The Citadel, 7 p.m.

February 23 (Thursday)

Georgia Southern at College of Charleston, 7 p.m.
Elon at Davidson, 7 p.m.
Chattanooga at Furman, 7 p.m.
Samford at Western Carolina, 7 p.m.

February 25 (Saturday)

Samford at Chattanooga, 7 p.m.
College of Charleston at The Citadel, Noon
UNC Greensboro at Elon, 7 p.m.
Davidson at Georgia Southern, 7 p.m.
Appalachian State at Western Carolina, 2 p.m.
Furman at Wofford, 7 p.m.

SOUTHERN CONFERENCE TOURNAMENT ASHEVILLE CIVIC CENTER

March 2 (Friday)

Noon, 2:15 p.m., 6 p.m., 8:15 p.m.

March 3 (Saturday)

Noon, 2:15 p.m., 6 p.m., 8:15 p.m. (ESPN3)

March 4 (Sunday)

Noon, 2:30 p.m., 6:30 p.m., 9:00 p.m. (ESPN3)

March 5 (Monday)

9 p.m. (TV-ESPN or ESPN2, ESPN3)

RECORDS

TEAM RECORDS

MOST POINTS

Game: 135, vs. Warren Wilson, 1983-1984
 Season: 2,686, 33 games, 1963-1964

MOST POINTS BY OPPONENT

Game: 123, Furman, Feb. 16, 1954
 Season: 2,616, 32 games, 1979-1980

MOST POINTS BY BOTH TEAMS

Game: 225 (Furman 123, Wofford 102), Feb. 16, 1954
 Wingate 117, Wofford 108, Nov. 24, 1979

LONGEST GAME

Game: 4 overtimes (Erskine 89, Wofford 86), Feb. 5, 1976

FEWEST POINTS

Game: 8, vs. Furman, Feb. 8, 1930
 Season: 465, 24 games, 1929-1930

FEWEST POINTS ALLOWED

Game: 8, College of Charleston, 1920-21
 Season: 605, 20 games, 1925-1926

MARGIN OF VICTORY

Win: 89 (Wofford 135, Warren Wilson 46), Nov. 14, 1983
 Loss: 61 (Furman 121, Wofford 60), Nov. 28, 1977

FIELD GOAL PERCENTAGE

Game: 70.5% (43-61) vs. Limestone, 1978-79
 Season: 48.3% (1034-2139), 1963-64

3-POINT FIELD GOAL PERCENTAGE

Game: 70.0 (7-10), vs. High Point, December 18, 2010
 Season: 40.8% (127-311), 1986-1987

3-POINT FIELD GOALS

Game: 18, vs. West Virginia Wesleyan, Jan. 3, 2007
 18, vs. Virginia-Wise, Dec. 3, 2005
 Season: 297, 2006-07

BEST FREE THROW PERCENTAGE

Game: 100%, several times, last at Pittsburg, Nov. 13, 2009
 Season: 76.4% (678-888), 1963-1964

MOST WINS

Season: 26, 2009-10 (26-9 overall)
 Consecutive: 13, 1/25/10 to 3/8/10

BEST WINNING PERCENTAGE

80.6%, 25-6, 1959-1960

INDIVIDUAL RECORDS

MOST POINTS

Game: 57, Daddy Neal vs. Erskine, 1952-1953
 Season: 750, Daddy Neal, 1952-1953
 Career: 2,518, George Lyons, 1961-1965

MOST FIELD GOALS ATTEMPTED

Game: 40, Daddy Neal vs. Erskine, 1952-1953
 Season: 503, Greg O'Dell, 1988-89
 Career: 1,799, Greg O'Dell, 1987-92

MOST FIELD GOALS MADE

Game: 25, Daddy Neal vs. Erskine, 1952-53
 Season: 263, Daddy Neal, 1951-52; 1952-53
 Career: 877, James Blair, 1979-1983

MOST 3-POINT FIELD GOALS ATTEMPTED

Game: 15, Seth Chadwick vs. Wake Forest, Jan. 29, 1997
 Season: 251, Ian Chadwick, 1999-00
 Career: 819, Ian Chadwick, 1997-01

MOST 3-POINT FIELD GOALS MADE

Game: 11, Seth Chadwick vs. Mercer, Feb. 15, 1997
 Consecutive: 9, Grant Sterley, 1999-00
 Season: 87, Ian Chadwick, 1999-00
 84, Seth Chadwick, 1994-95
 Career: 299, Ian Chadwick, 1997-01
 251, Seth Chadwick, 1993-97

MOST FREE THROWS ATTEMPTED

Game: 24, Daddy Neal vs. Coll of Charleston, Jan. 24, 1953
 18, Two Morton vs. Queens, Jan. 21, 1995
 Season: 209, Robert Mickle, 1984-1985
 Career: 721, James Blair, 1979-1983

MOST FREE THROWS MADE

Game: 22 (24 att.), Daddy Neal vs. Coll of Charleston, Jan. 24, 1953
 15 (15 att.), Robert Mickle vs. Winthrop, 1984-85
 Season: 151 (207 att.), James Blair, 1982-1983
 Career: 515 (721 att.), James Blair, 1979-1983

MOST REBOUNDS

Game: 40, Daddy Neal vs. Piedmont, 1952-53
 40, Don Fowler vs. Mercer, 1954-55
 Season: 609, Daddy Neal, 1952-53; 23 games
 Career: 1,521, Daddy Neal, 1950-53

MOST ASSISTS

Game: 15, Antoine Saunders vs. Allen, Feb. 18, 1987
 Season: 210, Antoine Saunders, 1986-87
 Career: 582, Antoine Saunders, 1983-87

MOST STEALS

Game: 9, John Hawkins vs. Gardner-Webb, Jan. 9, 1995
 Season: 107, Wayne Rice, 1986-87
 Career: 289, Wayne Rice, 1983-87

MOST BLOCKED SHOTS

Game: 5, Mike Lenzy vs. The Citadel, Jan. 7, 2002,
 5, McCarthy Crenshaw vs. Tenn Wesleyan, Nov. 22, 1997
 5, Tim Johnson vs. Piedmont, Nov. 20, 1990
 Season: 49, Kenny Hastie, 2000-01
 45, Stephon Blanding, 1988-1989

TERRIER BESTS

BEST SCORING AVERAGE


Season: 32.6, Daddy Neal, 1952-53; 23 games
 Career: 23.3, Daddy Neal, 1949-1953

BEST FIELD-GOAL PERCENTAGE

Game: 100% (13-13), Robert Mickle vs. Methodist, 1984-85;
 many others, most recent Noah Dahlman, 10-10 vs.
 Georgia Southern, January 12, 2011
 Season: 72.5% (190-262), Robert Mickle, 1984-1985
 Career: 66.4% (583-878), Robert Mickle, 1981-1985

BEST 3-POINT PERCENTAGE

(since 1986-1987 season, min. four attempts)
 Game: 100% (6-6) Matt Estep vs. Appalachian St., Feb. 2, 2006
 100% (4-4) Shane Nichols vs. Cincinnati, Nov. 21, 2006
 100% (4-4) Kevin Giltner at UNCG, Jan. 7, 2010
 87.5% (7-8), Wayne Rice vs. Charlotte, Jan. 24, 1987
 Season: 48.1% (74-154), Matt Mayes, 1986-1987
 Career: 44.9% (248-552), Greg O'Dell, 1987-1992



James Ellerbe "Daddy" Neal was the first dominant big man in South Carolina. He went on to set numerous school records before having his jersey permanently retired. He played three years in the NBA including two seasons with the Syracuse Nationals.

BEST FREE-THROW PERCENTAGE

Game: 100% Numerous times, including:
 Robert Mickle (15-15) vs. Winthrop, 1985
 Ian Chadwick (12-12) vs. Alabama, Dec. 7, 2000
 Alfred Forbes (8-8) vs. Georgia Southern, Feb. 14, 1998
 Drew Gibson (10-10) at Western Carolina Jan. 29, 2007
 Eric Marshall (8-8) at Georgia Southern Jan. 8, 2007
 Jamar Diggs (10-10) vs. W. Carolina, March 7, 2010
 Noah Dahlman (7-7) at Ga. Southern, Feb. 20, 2010
 Season (min. 100 att.): 87.0% (87-100), Brad Painter, 1990-91
 Career (min. 100 att.): 87.0% (120-138), Bill Barbee, 1956-60

BEST REBOUND AVERAGE

Season: 26.5, Daddy Neal, 1952-1953
 Career: 22.0, Daddy Neal, 1950-53

MOST POINTS, GAME

- 57 Daddy Neal vs. Erskine, 1952-53
- 52 Daddy Neal vs. CofC, 1952-53
- 45 Daddy Neal vs. Piedmont, 1951-52
- 44 George Lyons vs. Elon, 1964-65
- 40 Ian Chadwick vs. Ga. Southern, 2000-01
- 40 Greg O'Dell vs. Newberry, 1988-89
- 40 Matt Mayes vs. Morris, 1986-87
- 40 James Blair vs. Columbia Bible, 1982-83
- 40 George Lyons vs. King, 1963-64
- 40 Daddy Neal vs. Furman, 1951-52
- 39 Daddy Neal vs. Lenoir-Rhyne, 1951-52
- 39 Daddy Neal vs. Presbyterian, 1952-53
- 39 George Lyons vs. Mercer, 1964-65
- 39 George Lyons vs. Belmont-Abbey, 1964-65
- 39 Buddy Hayes vs. Mercer, 1964-65

MOST POINTS, HALF

32 Daddy Neal vs. Tennessee, 1952-53

CONSECUTIVE THREE POINTERS

9 Grant Sterley 99-03

SEASON RECORDS

GAMES PLAYED

35	Noah Dahlman	2009-10
35	Jamar Diggs	2009-10
35	Junior Salters	2009-10
35	Cameron Rundles	2009-10
35	Tim Johnson	2009-10
35	Brad Loesing	2009-10
35	Terry Martin	2009-10
35	Jason Dawson	2009-10
34	Noah Dahlman	2010-11
34	Brad Loesing	2010-11
34	Tim Johnson	2010-11
34	Cameron Rundles	2010-11
34	Kevin Giltner	2010-11
34	Terry Martin	2010-11
33	Jamar Diggs	2010-11
33	Collie Feemster	1974-75
33	Ralph Hanna	1974-75
33	Billy Hicks	1973-74
33	Mike Kane	1974-75
33	Doug Lowe	1974-75
33	George Lyons	1963-64
33	Bill Mitchell	1974-75
33	Tom Vinegar	1974-75
33	Tom Vinegar	1973-74
33	Bill Wade	1963-64

GAMES STARTED

35	Noah Dahlman	2009-10
35	Junior Salters	2009-10
35	Brad Loesing	2009-10
34	Noah Dahlman	2010-11
34	Cameron Rundles	2010-11
33	Jamar Diggs	2010-11
33	Brad Loesing	2010-11
32	Doug Lowe	1973-74
31	Robert Mickle	1984-85
30	Ian Chadwick	1999-2000
30	Jon Pryor	1999-2000
30	Bishop Ravenel	1999-2000
30	Wayne Rice	1984-85
30	Starzee Walker	1999-2000
30	Drew Gibson	2007-08
30	Tim Johnson	2008-09

MINUTES PLAYED

1124	Cameron Rundles	2010-11
1065	Noah Dahlman	2010-11
1062	Jamar Diggs	2010-11
1048	Brad Loesing	2010-11
1041	Mike Lenzy	2001-02
1014	Lee Nixon	2002-03
1011	Noah Dahlman	2009-10
1002	Mike Lenzy	2002-03
1000	Drew Gibson	2007-08
998	Shane Nichols	2005-06
973	Tim Johnson	2010-11
936	Terry Gilyard	1995-96
933	Ian Chadwick	1999-2000
926	Shane Nichols	2006-07
920	Brad Loseing	2009-10
918	Lee Nixon	2001-02
909	Starzee Walker	1999-2000
906	Greg O'Dell	1988-89
902	Ian Chadwick	1998-99

MINUTES PLAYED PER GAME

36.0	Terry Gilyard	1995-96
35.9	Mike Lenzy	2001-02
35.0	Lee Nixon	2002-03

34.6	Mike Lenzy	2002-03
34.4	Shane Nichols	2005-06
33.9	Ian Chadwick	2000-01
33.4	Ian Chadwick	1998-99
33.3	Drew Gibson	2007-08
33.1	Cameron Rundles	2010-11
32.8	Junior Salters	2008-09
32.6	Stephon Blanding	1987-88
32.6	Matt Allen	1993-94
32.4	Greg O'Dell	1988-89
32.2	Jamar Diggs	2010-11

POINTS

750	Daddy Neal	1952-53
741	George Lyons	1963-64
705	George Lyons	1964-65
682	Noah Dahlman	2010-11
681	Daddy Neal	1951-52
674	Ronnie Harris	1978-79
636	Doug Lowe	1973-74
625	Buddy Hayes	1964-65
624	Greg O'Dell	1988-89
624	Bill Barbee	1959-60
621	Mike Howard	1980-81
610	Greg O'Dell	1990-91
609	James Blair	1982-83

SCORING AVERAGE

32.6	Daddy Neal	1952-53
29.6	Daddy Neal	1951-52
24.3	George Lyons	1964-65
22.6	Don Fowler	1956-57
22.5	George Lyons	1963-64
22.3	Greg O'Dell	1988-89
22.3	Buddy Hayes	1965-66
21.8	Greg O'Dell	1990-91
21.8	Daddy Neal	1950-51
21.7	Ronnie Harris	1978-79
21.6	Buddy Hayes	1964-65
21.0	James Blair	1982-83
20.9	George Lyons	1962-63
20.4	Ian Chadwick	2000-01
20.3	Greg O'Dell	1991-92
20.1	Bill Barbee	1959-60
20.1	Collie Feemster	1975-76
20.1	Noah Dahlman	2010-11
20.0	Mike Howard	1980-81

FIELD GOALS MADE

274	George Lyons	1963-64
272	Ronnie Harris	1978-79
263	Daddy Neal	1952-53
263	Daddy Neal	1951-52
255	Noah Dahlman	2010-11
254	George Lyons	1964-65
247	Mike Howard	1980-81
247	Doug Lowe	1973-74
243	Greg O'Dell	1988-89
236	Collie Feemster	1975-76
232	Greg O'Dell	1990-91

FIELD GOALS ATTEMPTED

628	George Lyons	1963-64
582	Daddy Neal	1952-53
571	Daddy Neal	1951-52
556	George Lyons	1964-65
550	Ronnie Harris	1978-79
522	Doug Lowe	1973-74
513	Collie Feemster	1975-76
503	Greg O'Dell	1988-89

500	Mike Trigg	1971-72
492	Greg O'Dell	1990-91

FIELD GOAL PERCENTAGE

(minimum 100 Field Goals Made)		
.725	Robert Mickle (190-262)	1984-85
.718	Robert Mickle (150-209)	1983-84
.639	Ronnie Russell (145-227)	1961-62
.633	Robert Mickle (155-245)	1982-83
.617	James Blair (229-371)	1982-83
.613	Reggie Gosnell (196-320)	1976-77
.612	Noah Dahlman (255-417)	2010-11
.610	Stephon Blanding (122-200)	1986-87
.602	James Blair (222-369)	1980-81
.602	Dwayne Harris (109-181)	1985-86
.601	Noah Dahlman (193-321)	2008-09
.600	Jerome Hall (150-250)	1990-91

3-POINT FIELD GOALS MADE

93	Shane Nichols	2005-06
87	Ian Chadwick	1999-2000
85	Shane Nichols	2006-07
84	Seth Chadwick	1994-95
78	Ian Chadwick	1998-99
78	Seth Chadwick	1996-97
76	Junior Salters	2008-09
75	Cameron Rundles	2010-11
74	Starzee Walker	1999-2000
74	Matt Mayes	1986-87
73	Ian Chadwick	2000-01
72	Mike Lenzy	2002-03
70	Greg O'Dell	1991-92

3-POINT FIELD GOALS ATTEMPTED

251	Ian Chadwick	1999-2000
228	Shane Nichols	2005-06
221	Ian Chadwick	2000-01
202	Seth Chadwick	1994-95
201	Shane Nichols	2006-07
197	Junior Salters	2008-09
196	Mike Lenzy	2001-02
188	Cameron Rundles	2010-11
184	Seth Chadwick	1996-97
183	Junior Salters	2009-10
182	Ian Chadwick	1998-99
182	Starzee Walker	1999-2000
182	Natter Miller	1995-96
179	Junior Salters	2007-08
167	Greg O'Dell	1991-92
167	Shane Nichols	2007-08

3-POINT FIELD GOAL PERCENT

(minimum 1.5/game made)		
.466	Matt Forness (669-148)	1992-93
.436	Mike Lenzy (72-165)	2002-03
.429	Ian Chadwick (78-182)	1998-99
.424	Seth Chadwick (78-184)	1996-97
.423	Shane Nichols (85-201)	2006-07
.421	Greg O'Dell (53-126)	1990-91
.419	Greg O'Dell (70-167)	1991-92
.416	Seth Chadwick (84-202)	1994-95
.408	Shane Nichols (93-228)	2005-06
.407	Starzee Walker (74-182)	1999-2000
.400	Seth Chadwick (40-100)	1993-94

FREE THROWS MADE

224	Daddy Neal	1952-53
197	George Lyons	1964-65
193	George Lyons	1963-64

RECORDS

185	Tom Nagle	1970-71
172	Noah Dahlman	2010-11
169	Buddy Hayes	1964-65
164	Doug Lowe	1974-75
155	Daddy Neal	1951-52
153	Don Fowler	1956-57
151	James Blair	1983-83
148	Willie Pegram	1967-68

FREE THROWS ATTEMPTED

338	Daddy Neal	1952-53
246	Daddy Neal	1951-52
237	George Lyons	1963-64
230	George Lyons	1964-65
228	Tom Nagle	1970-71
227	Noah Dahlman	2010-11
227	Doug Lowe	1974-75
216	Don Fowler	1956-57
209	Robert Mickle	1984-85
207	James Blair	1982-83
203	Don Fowler	1954-55

FREE THROW PERCENTAGE

(minimum 2 Free Throws/game)

.870	Brad Painter (87-100)	1990-91
.864	Eric Marshall (70-81)	2006-07
.857	George Lyons (197-230)	1964-65
.849	Bill Barbee (90-106)	1959-60
.842	Bill Barbee (48-57)	1957-58
.842	Marshall Perkins (85-101)	1958-59
.840	Wally Dean (79-94)	1949-50
.821	Shane Nichols (87-106)	2006-07
.814	George Lyons (193-237)	1963-64
.814	Mike Howard (127-156)	1980-81
.811	Tom Nagle (185-228)	1970-71
.807	Ian Chadwick (88-109)	1998-99
.806	Tim Jones (54-67)	1976-77

REBOUNDS

609	Daddy Neal	1952-53
495	Daddy Neal	1951-52
461	Don Fowler	1954-55
460	Bill Wade	1963-64
441	Bob Waldrop	1959-60
428	Trap Hart	1959-60
399	Doug Murray	1970-71
397	Bob Waldrop	1962-63
396	Daddy Neal	1950-51
395	Bill Barbee	1959-60



Antoine Saunders owns three of the top five season assist records

REBOUND AVERAGE

26.5	Daddy Neal	1952-53
21.5	Daddy Neal	1951-52
18.0	Daddy Neal	1950-51
17.1	Don Fowler	1954-55
14.2	Bob Waldrop	1959-60
14.2	Bob Waldrop	1962-63
13.9	Bill Wade	1963-64
13.9	Don Fowler	1955-56
13.8	Trap Hart	1959-60
13.6	Craig Templeton	1954-55
13.1	Stephon Blanding	1988-89

ASSISTS

223	Robert Mickle	1983-84
210	Antoine Saunders	1986-87
180	Drew Gibson	2007-08
181	Antoine Saunders	1984-85
175	Antoine Saunders	1985-86
167	Doug Lowe	1973-74
144	Donald Nance	1988-89
137	Danny Morrison	1973-74
136	Drew Gibson	2006-07
135	Doug Lowe	1974-75
130	John Hawkins	1994-95
129	Reggie Boone	1978-79

ASSISTS PER GAME


8.0	Robert Mickle	1983-84
7.8	Antoine Saunders	1986-87
6.5	Antoine Saunders	1985-86
6.0	Drew Gibson	2007-08
5.7	Antoine Saunders	1984-85
5.3	Donald Nance	1988-89
5.2	Doug Lowe	1973-74
5.0	John Hawkins	1994-95
4.5	John Hawkins	1995-96
4.5	Mario Harper	1992-93
4.3	Reggie Boone	1978-79
4.3	Danny Morrison	1973-74

STEALS

107	Wayne Rice	1986-87
88	James Blair	1979-80
81	Antoine Saunders	1986-87
76	John Hawkins	1994-95
68	Wayne Rice	1985-86
67	James Blair	1980-81
66	Drew Gibson	2005-06
65	Wayne Rice	1983-84
62	James Blair	1981-82
59	Jamar Diggs	2010-11
58	Donald Davis	1998-99

BLOCKED SHOTS

49	Kenny Hastie	2000-01
45	Stephon Blanding	1988-89
38	Stephon Blanding	1986-87
35	Greg O'Dell	1988-89
34	Kenny Hastie	2001-02
32	Greg O'Dell	1990-91
32	Tyler Whatley	2006-07
29	Tyler Berg	2002-03
29	John McGinnis	1993-94
28	Alfred Forbes	1998-99
27	Sam Daniels	2003-04
27	Kenny Hastie	1999-2000
27	John McGinnis	1992-93
27	Greg O'Dell	1991-92
27	Stephon Blanding	1989-90
27	Stephon Blanding	1987-88
27	Ronnie Harris	1977-78



Kenny Hastie holds the season blocked shot record with 49.

27	Jamar Diggs	2010-11
----	-------------	---------

TURNOVERS

117	Reggie Boone	1978-79
116	Ronnie Harris	1978-79
105	John Hawkins	1995-96
104	Mike Howard	1979-80
87	Greg Taylor	2003-04
87	James Blair	1981-82
86	Reggie Boone	1981-82
83	Mark Bruce	1979-80
83	Drew Gibson	2007-08
82	Mike Lenzly	2002-03
81	Bob Cross	1977-78
81	Donald Davis	1998-99

PERSONAL FOULS

116	Ronnie Harris	1977-78
111	Boyce Berry	1961-62
109	Ronnie Harris	1978-79
104	Ben Reed	1970-71
104	Tim Johnson	2010-11
103	James Blair	1980-81
102	Terry Martin	2010-11
101	Mark Bruce	1979-80
99	Tom Miller	1986-87
98	Bob Heil	1980-81
98	Kenny Hastie	2001-02
97	Tom Vinegar	1973-74
96	Jamar Diggs	2010-11
95	James Blair	1979-80
95	Mike Trigg	1971-72

DISQUALIFICATIONS

11	Ronnie Harris	1977-78
10	Ben Reed	1970-71
10	Chris Arp	1995-96
8	Ronnie Harris	1978-79
7	Mark Bruce	1979-80
7	Kenny Hastie	2001-02
7	James Blair	1979-80
7	Billy Hicks	1972-73
7	Mike Kane	1975-76

CAREER RECORDS

GAMES PLAYED

130	Terry Martin	2007-11
129	Tim Johnson	2007-11
128	Noah Dahlman	2007-11
125	Bob Heil	1978-81
122	Junior Salters	2006-10
119	James Blair	1980-83
119	Robert Mickle	1982-85
118	George Lyons	1962-65
117	David Murphy	1971-74
117	Corey Godzinski	2006-10
116	Mike Lenzly	2000-03
116	Greg O'Dell	1988-92
115	Adrien Borders	2002-05
115	Sam Daniels	2002-05
115	Harold Jackson	1980-83

GAMES STARTED

111	Greg O'Dell	1988-92
108	Sidney Thomas	1991-94
104	Ian Chadwick	1998-2001
97	Junior Salters	2006-10
97	Brad Loesing	2008-present
96	Seth Chadwick	1994-97
95	Tim Johnson	2007-11
95	Noah Dahlman	2007-11
84	Wayne Rice	1984-87
83	Buddy Saunders	1987-90
82	Antoine Saunders	1984-87
82	Donald Nance	1987-90
82	Mario Harper	1990-93
81	Drew Gibson	2007-08

MOST POINTS

2521	George Lyons	1962-65
2269	James Blair	1980-83
2208	Greg O'Dell	1988-92
2078	Daddy Neal	1950-53
2013	Noah Dahlman	2007-11
1879	Buddy Hayes	1963-66
1789	Ian Chadwick	1998-2001
1659	Willie Pegram	1965-68
1593	Wayne Rice	1984-87
1574	Robert Mickle	1982-85



Mike Lenzly recorded the only known triple-double in school history when he had 21 points, 12 assists and 10 rebounds in a 105-69 win over Chattanooga in 2000-01.

1526	Don Fowler	1954-57
1459	Jim Littlefield	1966-69
1454	Stephon Blanding	1987-90
1412	Boyce Berry	1959-62
1401	Trap Hart	1957-60
1370	Ronnie Harris	1977-79
1358	Ralph Hanna	1973-76
1333	Mike Lenzly	2000-03
1303	Bill Barbee	1957-60
1292	Seth Chadwick	1994-97
1229	Lee Nixon	2000-03
1210	Doug Lowe	1974-75
1196	Junior Salters	2006-10
1195	Howard Wilkerson	2003-06
1193	Sidney Thomas	1991-94
1192	Bob Waldrop	1959-63
1176	Shane Nichols	2005-08
1164	Mike Howard	1980-81
1096	Terry Gilyard	1994-97
1089	David Murphy	1971-74
1087	Adrien Borders	2002-05
1085	Collie Feemster	1972-76
1057	Matt Allen	1991-94
1033	Jerome Hall	1988-92
1031	Doug Murray	1970-72
1027	Drew Gibson	2004-08
1025	Tyler Berg	2003-06
1025	Tom Miller	1984-87
1025	Twitty Carpenter	1955-58
1013	Craig Templeton	1954-57
1010	James Moody	1977-80

SCORING AVERAGE

23.3	Daddy Neal	1950-53
22.3	Twitty Carpenter	1955-58
21.4	George Lyons	1962-65
20.1	Don Fowler	1954-57
19.1	James Blair	1980-83
19.0	Greg O'Dell	1988-92
18.8	Mike Howard	1980-81
18.6	Doug Lowe	1974-75
17.4	Matt Mayes	1986-87
17.1	Buddy Hayes	1963-66

FIELD GOALS MADE

877	James Blair	1980-83
843	Greg O'Dell	1988-92
764	Noah Dahlman	2007-11
663	Wayne Rice	1984-87
614	Willie Pegram	1965-68
583	Robert Mickle	1982-85
579	Jim Littlefield	1966-69
573	Stephon Blanding	1987-90
569	Ian Chadwick	1998-2001
567	Ronnie Harris	1977-79
530	Ralph Hanna	1973-76

FIELD GOALS ATTEMPTED

1799	Greg O'Dell	1988-92
1487	James Blair	1980-83
1430	Ian Chadwick	1998-2001
1354	Wayne Rice	1984-87
1276	Noah Dahlman	2007-11
1184	George Lyons	1962-65
1153	Daddy Neal	1950-53
1121	Lee Nixon	2000-03
1087	Don Fowler	1954-57
1062	Stephon Blanding	1987-90
1056	Twitty Carpenter	1955-58

FIELD GOAL PCT

(minimum 300 made)

.664	Robert Mickle	1982-85 (583-878)
.625	Ronnie Harris	1977-79 (567-907)
.608	Ben Reed	1968-71 (365-600)
.599	Noah Dahlman	2007-11 (764-1276)
.590	James Blair	1980-83 (877-1487)
.570	Reggie Gosnell	1976-77 (301-528)
.563	John McGinnis	1991-94 (351-623)
.556	Howard Wilkerson	2003-06 (464-834)
.549	Jerome Hall	1988-92 (411-749)
.544	Sidney Thomas	1991-94 (448-824)
.540	Stephon Blanding	1987-90 (573-1062)

3-POINT FIELD GOALS MADE

299	Ian Chadwick	1998-2001
264	Junior Salters	2006-10
251	Seth Chadwick	1994-97
244	Shane Nichols	2005-08
229	Greg O'Dell	1988-92
169	Mike Lenzly	2000-03
163	Matt Forness	1991-94
157	Natter Miller	1995-98
144	Starzee Walker	1997-2000
143	Lee Nixon	2000-03
140	Donald Nance	1987-90

3-POINT FIELD GOALS ATTEMPTED

819	Ian Chadwick	1998-2001
703	Junior Salters	2006-10
636	Seth Chadwick	1994-97
596	Shane Nichols	2005-08
552	Greg O'Dell	1988-92
484	Natter Miller	1995-98
467	Mike Lenzly	2000-03
453	Lee Nixon	2000-03
430	Starzee Walker	1997-2000
421	Matt Forness	1991-94
363	Sam Daniels	2002-05

3-POINT FIELD GOAL PERCENTAGE

(minimum 100 attempted)

.432	Donald Nance	1987-90 (140-323)
.419	Greg O'Dell	1988-92 (229-552)



Ian Chadwick holds the career marks for three point field goals made and attempted and is fourth in career three point percentage.

RECORDS

.409	Shane Nichols	2005-08 (244-596)
.406	Kevin Giltner	2008-present (101-249)
.395	Seth Chadwick	1994-97 (251-636)
.395	Cameron Rundles	2009-11 (103-261)
.394	Tucker Davidson	1987-90 (54-137)
.394	Eric Marshall	2003-2007 (108-274)
.387	Matt Forness	1991-94 (163-421)
.376	Junior Salters	2006-10(264-703)
.365	Ian Chadwick	1998-2001 (299-819)
.363	Brad Loesing	2008-present (65-179)
.362	Mike Lenzly	2000-03 (169-467)
.362	Jamar Diggs	2009-11 (50-138)
.361	Sam Daniels	2002-05 (131-363)
.357	David Eaton	2001-04 (76-213)

FREE THROWS MADE

515	James Blair	1980-83
485	Noah Dahlman	2007-11
428	Willie Pegram	1965-68
408	Robert Mickle	1982-85
390	George Lyons	1962-65
388	Don Fowler	1954-57
379	Daddy Neal	1950-53
352	Ian Chadwick	1998-2001
316	Buddy Hayes	1963-66
307	Stephon Blanding	1987-90
306	Doug Lowe	1974-75
303	Jim Littlefield	1966-69

FREE THROWS ATTEMPTED

721	James Blair	1980-83
693	Noah Dahlman	2007-11
616	Robert Mickle	1982-85
584	Daddy Neal	1950-53
569	Don Fowler	1954-57
531	Sidney Thomas	1991-94
468	Ralph Hanna	1973-76
467	George Lyons	1962-65
451	Ian Chadwick	1998-2001
411	Stephon Blanding	1987-90
409	Doug Lowe	1974-75
408	Greg O'Dell	1988-92

FREE THROW PERCENTAGE

(minimum 200 atts)

.861	Bill Barbee	1957-60 (210-244)
.835	George Lyons	1962-65 (390-467)
.818	Eric Marshall	2003-2007 (175-214)



Grant Sterley owns the school record for consecutive three-point field goals made with nine

.811	Brad Painter	1991-93 (291-359)
.809	Tom Nagle	1970-71 (284-351)
.792	Shane Nichols	2005-08 (202-255)
.790	Mike Howard	1980-81 (244-309)
.780	Ian Chadwick	1998-2001 (352-451)
.779	Seth Chadwick	1994-97 (169-217)
.778	Marshall Perkins	1958-59 (158-203)

REBOUNDS

1500	Daddy Neal	1950-53
1206	Bob Waldrop	1959-63
1200	Don Fowler	1954-57
1161	Willie Pegram	1965-68
1149	Stephon Blanding	1987-90
1019	James Blair	1980-83
1002	Tim Johnson	2007-11
997	Craig Templeton	1954-57
946	David Murphy	1971-74
912	Twitty Carpenter	1955-58
890	Ralph Hanna	1973-76
889	Tom Vinegar	1973-76

REBOUND AVERAGE

19.8	Twitty Carpenter	1955-58
16.9	Daddy Neal	1950-53
15.8	Don Fowler	1954-57
13.1	Craig Templeton	1954-57
12.7	Doug Murray	1970-72
11.9	Bob Waldrop	1959-63
10.5	Stephon Blanding	1987-90
10.2	Willie Pegram	1965-68
10.1	Mac Lemmons	1965-66
9.4	Ronnie Russell	1961-62

ASSISTS

582	Antoine Saunders	1984-87
507	Drew Gibson	2004-08
392	Donald Nance	1987-90
349	Mike Lenzly	2000-03
336	Mario Harper	1990-93
323	John Hawkins	1994-97
302	Doug Lowe	1974-75
299	Brad Loesing	2008-present
293	Reggie Boone	1979-82
285	Bob Cross	1977-80
284	Byron Fields	2003-06

ASSISTS PER GAME


5.5	Antoine Saunders	1984-87
4.6	Doug Lowe	1974-75
4.5	Drew Gibson	2004-08
3.6	Donald Nance	1987-90
3.6	John Hawkins	1994-97
3.2	Mike Howard	1980-81
3.1	Mario Harper	1990-93
3.1	Reggie Boone	1979-82
3.0	Mike Lenzly	2000-03
3.0	Matt Mayes	1986-87

STEALS

289	Wayne Rice	1984-87
274	James Blair	1980-83
213	Drew Gibson	2004-08
174	John Hawkins	1994-97
158	Antoine Saunders	1984-87
144	Mario Harper	1990-93
142	Tim Johnson	2007-11
137	Howard Wilkerson	2003-06
136	Mike Lenzly	2000-03
130	Greg O'Dell	1988-92
117	Alfred Forbes	1997-99

TURNOVERS

294	James Blair	1980-83
-----	-------------	---------



Stephon Blanding holds the team record for career blocked shots

287	Reggie Boone	1979-82
267	Drew Gibson	2004-08
248	Adrien Borders	2002-05
246	Mike Lenzly	2000-03
225	Howard Wilkerson	2003-06
224	Tim Johnson	2007-11
221	John Hawkins	1994-97
211	Lee Nixon	2000-03
205	Mario Harper	1990-93
202	Robert Mickle	1982-85

BLOCKED SHOTS

137	Stephon Blanding	1987-90
133	Kenny Hastie	1999-02
101	Greg O'Dell	1988-92
89	John McGinnis	1991-94
84	Sam Daniels	2002-05
69	Tyler Berg	2003-06
65	Tim Johnson	2007-11
61	Howard Wilkerson	2003-06
59	James Blair	1980-83
57	Bishop Ravenel	1998-01
51	Mike Lenzly	2000-03

PERSONAL FOULS

378	James Blair	1980-83
327	Tim Johnson	2007-11
319	Kenny Hastie	1999-02
317	Terry Martin	2007-11
311	Tom Vinegar	1973-76
309	Sam Daniels	2002-05
298	Bob Heil	1978-81
281	Sidney Thomas	1991-94
281	David Murphy	1971-74
275	Mark Bruce	1979-81
271	Ralph Hanna	1973-76
261	Dwayne Harris	1982-86
261	Jerome Hall	1988-92

DISQUALIFICATIONS

19	Ronnie Harris	1977-79
16	Mark Bruce	1979-81
16	Chris Arp	1994-97
15	Kenny Hastie	1999-02
13	Tom Vinegar	1973-76
12	James Blair	1980-83
12	Brad Painter	1991-93
11	Ralph Hanna	1973-76
11	John Hawkins	1994-97
11	Terry Martin	2007-11


ANNUAL STATISTIC LEADERS

POINTS

2010-11	682, Noah Dahlman
2009-10	582, Noah Dahlman
2008-09	516, Noah Dahlman
2007-08	364, Drew Gibson
2006-07	452, Shane Nichols
2005-06	404, Howard Wilkerson
2004-05	352, Adrien Borders
2003-04	399, Howard Wilkerson
2002-03	455, Mike Lenzly
2001-02	418, Mike Lenzly
2000-01	509, Ian Chadwick
1999-00	503, Ian Chadwick
1998-99	454, Ian Chadwick
1997-98	323, Ian Chadwick
1996-97	376, Seth Chadwick
1995-96	411, Terry Gilyard
1994-95	470, Two Morton
1993-94	490, Matt Allen
1992-93	340, John McGinnis
1991-92	569, Greg O'Dell
1990-91	621, Greg O'Dell
1989-90	399, Stephon Blanding
1988-89	624, Greg O'Dell
1987-88	384, Stephon Blanding
1986-87	488, Matt Mayes
1985-86	463, Wayne Rice
1984-85	509, Robert Mickle
1983-84	415, Robert Mickle
1982-83	609, James Blair
1981-82	596, James Blair
1980-81	621, Mike Howard
1979-80	543, Mike Howard
1978-79	674, Ronnie Harris
1977-78	474, Ronnie Howard
1976-77	489, Reggie Gosnell
1975-76	563, Collie Feemster
1974-75	574, Doug Lowe
1973-74	636, Doug Lowe
1972-73	432, Mike Trigg
1971-72	493, Mike Trigg
1970-71	553, Tom Nagle
1969-70	462, Greg Galinski
1968-69	502, Willie Pegram
1967-68	383, John Hendrix
1966-67	457, Willie Pegram
1965-66	579, Buddy Hayes
1964-65	705, George Lyons
1963-64	741, George Lyons
1962-63	585, George Lyons
1961-62	490, George Lyons
1960-61	436, Boyce Berry
1959-60	624, Bill Barbee
1958-59	423, Marshall Perkins
1957-58	391, Marshall Perkins
1956-57	543, Don Fowler
1955-56	367, Don Fowler
1954-55	422, Don Fowler
1953-54	NA
1952-53	750, Daddy Neal
1951-52	681, Daddy Neal
1950-51	479, Daddy Neal

REBOUNDS

2010-11	288, Tim Johnson
2009-10	276, Tim Johnson
2008-09	261, Tim Johnson
2007-08	190, Noah Dahlman
2006-07	170, Tyler Whatley
2005-06	204, Howard Wilkerson
2004-05	149, Tyler Berg
2003-04	231, Howard Wilkerson
2002-03	146, Mike Lenzly



Sidney Thomas was Wofford's top rebounder for four straight seasons from 1991-94

2001-02	224, Kenny Hastie
2000-01	159, Kenny Hastie
1999-00	187, Rashane DeLoach
1998-99	138, Rashane DeLoach
1997-98	125, Alfred Forbes
1996-97	102, Terry Gilyard
1995-96	171, Terry Gilyard
1994-95	186, Terry Gilyard
1993-94	208, Sidney Thomas
1992-93	178, Sidney Thomas
1991-92	215, Sidney Thomas
1990-91	176, Sidney Thomas
1989-90	253, Stephon Blanding
1988-89	367, Stephon Blanding
1987-88	246, Stephon Blanding
1986-87	293, Stephon Blanding
1985-86	177, Carl Hall
1984-85	196, Carl Hall
1983-84	156, Robert Mickle
1982-83	276, James Blair
1981-82	285, James Blair
1980-81	253, James Blair
1979-80	219, James Moody
1978-79	218, James Moody
1977-78	166, Ronnie Harris
1976-77	241, Reggie Gosnell
1975-76	235, Tom Vinegar
1974-75	343, Ralph Hanna
1973-74	305, Tom Vinegar
1972-73	234, David Murphy
1971-72	309, Doug Murray
1970-71	399, Doug Murray
1969-70	247, Zeke Bateman
1968-69	196, Greg Galinski
1967-68	273, Willie Pegram
1966-67	338, Willie Pegram
1965-66	293, Willie Pegram
1964-65	299, Mac Lemmons
1963-64	460, Bill Wade
1962-63	397, Bob Waldrop
1961-62	284, Ronnie Russell
1960-61	268, Bob Waldrop
1959-60	441, Bob Waldrop
1958-59	100, Bob Waldrop
1957-58	288, Twitty Carpenter

1956-57	276, Twitty Carpenter
1955-56	347, Don Fowler
1954-55	461, Don Fowler
1953-54	197, Craig Templeton
1952-53	609, Daddy Neal
1951-52	495, Daddy Neal
1950-51	396, Daddy Neal

ASSISTS

2010-11	109, Brad Loesing
2009-10	104, Brad Loseing
2008-09	93, Jason Dawson
2007-08	180, Drew Gibson
2006-07	136, Drew Gibson
2005-06	118, Drew Gibson
2004-05	90, Byron Fields
2003-04	79, Greg Taylor
2002-03	119, Mike Lenzly
2001-02	105, Mike Lenzly
2000-01	84, Jon Pryor
1999-00	104, Jon Pryor
1998-99	88, Donald Davis
1997-98	70, Donald Davis
1996-97	62, John Hawkins
1995-96	117, John Hawkins
1994-95	130, John Hawkins
1993-94	82, Matt Forness
1992-93	117, Mario Harper
1991-92	105, Mario Harper
1990-91	99, Mario Harper
1989-90	114, Donald Nance
1988-89	144, Donald Nance
1987-88	87, Donald Nance
1986-87	210, Antoine Saunders
1985-86	175, Antoine Saunders
1984-85	181, Antoine Saunders
1983-84	223, Robert Mickle
1982-83	52, Kevin Gainey
1981-82	115, Reggie Boone
1980-81	90, Mike Howard
1979-80	112, Bob Cross
1978-79	129, Reggie Boone
1977-78	113, Bob Cross
1974-77	NA
1973-74	167, Doug Lowe
1972-73	66, David Murphy

STEALS

2010-11	59, Jamar Diggs
2009-10	37, Jamar Diggs
2008-09	43, Tim Johnson
2007-08	49, Drew Gibson
2006-07	56, Drew Gibson
2005-06	66, Drew Gibson
2004-05	54, Greg Taylor
2003-04	51, Greg Taylor
2002-03	39, Mike Lenzly
2001-02	42, Justin Stephens
2000-01	36, Mike Lenzly
1999-00	30, Starzee Walker
1998-99	58, Donald Davis
1997-98	37, Alfred Forbes
1996-97	37, John Hawkins
1995-96	54, John Hawkins
1994-95	76, John Hawkins
1993-94	38, John McGinnis
1992-93	43, Matt Allen
1991-92	48, Mario Harper
1990-91	49, Greg O'Dell
1989-90	39, Buddy Saunders
1988-89	34, Stephon Blanding
1987-88	31, Buddy Saunders
1986-87	107, Wayne Rice

HISTORY

1985-86	68, Wayne Rice
1984-85	49, Wayne Rice
1983-84	65, Wayne Rice
1982-83	57, James Blair
1981-82	62, James Blair
1980-81	67, James Blair
1979-80	88, James Blair
1978-79	64, Reggie Boone
1977-78	56, Eddie Cohen
1976-77	NA
1975-76	114, Chris Littlejohn
1974-75	135, Doug Lowe

BLOCKED SHOTS

2010-11	27, Jamar Diggs
2009-10	18, Jamar Diggs and Tim Johnson
2008-09	14, Tim Johnson
2007-08	21, Tyler Whatley
2006-07	32, Tyler Whatley
2005-06	19, Byron Fields
2004-05	22, Sam Daniels
2003-04	27, Sam Daniels
2002-03	29, Tyler Berg
2001-02	34, Kenny Hastie
2000-01	49, Kenny Hastie
1999-00	27, Kenny Hastie
1998-99	28, Alfred Forbes
1997-98	19, Reggie DeGray
1996-97	18, Reggie DeGray
1995-96	6, Jay Bailey
1994-95	17, John Hawkins
1993-94	29, John McGinnis
1992-93	27, John McGinnis
1991-92	27, Greg O'Dell
1990-91	32, Greg O'Dell
1989-90	27, Stephon Blanding
1988-89	35, Greg O'Dell
1987-88	15, Greg O'Dell
1986-87	38, Stephon Blanding
1985-86	15, Dwayne Harris
1984-85	15, Dwayne Harris
1983-84	17, Mike Beardsey
1982-83	22, Kevin Gainey
1981-82	18, Kevin Gainey
1980-81	23, Bob Heil
1979-80	24, Mark Bruce
1978-79	36, Ronnie Harris
1977-78	27, Ronnie Harris

3-POINT FIELD GOALS


2010-11	75, Cameron Rundles
2009-10	68, Junior Salters
2008-09	76, Junior Salters
2007-08	66, Shane Nichols
2006-07	85, Shane Nichols
2005-06	93, Shane Nichols
2004-05	46, Sam Daniels
2003-04	53, Sam Daniels
2002-03	72, Mike Lenzly
2001-02	62, Mike Lenzly
2000-01	73, Ian Chadwick
1999-00	87, Ian Chadwick
1998-99	78, Ian Chadwick
1997-98	61, Ian Chadwick
1996-97	78, Seth Chadwick
1995-96	66, Natter Miller
1994-95	84, Seth Chadwick
1993-94	56, Matt Forness
1992-93	69, Matt Forness
1991-92	70, Greg O'Dell
1990-91	53, Greg O'Dell
1989-90	55, Donald Nance
1988-89	58, Greg O'Dell
1987-88	42, Donald Nance
1986-87	74, Matt Mayes

FIELD GOAL PERCENTAGE

Year		FGM	FGA	PCT
2010-11	Noah Dahlman	255	417	.612
2009-10	Noah Dahlman	224	387	.579
2008-09	Noah Dahlman	193	321	.601
2007-08	Noah Dahlman	92	151	.609
2006-07	Tyler Whatley	85	169	.503
2005-06	Howard Wilkerson	160	281	.569
2004-05	Tyler Berg	99	189	.524
2003-04	Howard Wilkerson	149	260	.573
2002-03	Tyler Berg	109	198	.551
2001-02	Kennie Hastie	71	168	.423
2000-01	Bishop Ravenel	81	161	.503
1999-00	Rashane DeLoach	60	113	.531
1998-99	Donald Davis	95	207	.459
1997-98	Reggie DeGray	53	115	.461
1996-97	Terry Gilyard	76	180	.422
1995-96	Terry Gilyard	173	337	.513
1994-95	Terry Gilyard	152	262	.580
1993-94	Sidney Thomas	117	204	.574
1992-93	John McGinnis	129	223	.578
1991-92	John McGinnis	62	110	.564
1990-91	Jerome Hall	150	250	.600
1989-90	Tucker Davidson	74	153	.484
1988-89	Stephon Blanding	140	247	.567
1987-88	Stephon Blanding	155	276	.562
1986-87	Stephon Blanding	122	200	.610
1985-86	Dwayne Harris	109	181	.602
1984-85	Robert Mickle	190	262	.725
1983-84	Robert Mickle	150	209	.718
1982-83	Robert Mickle	155	245	.633
1981-82	James Blair	231	417	.554
1980-81	James Blair	222	369	.602
1979-80	James Blair	195	330	.591
1978-79	Ronnie Harris	272	550	.495
1977-78	Scott Gould	104	189	.550
1976-77	Reggie Gosnell	196	320	.613
1975-76	Ralph Hanna	157	304	.516
1974-75	Ralph Hanna	200	370	.541
1973-74	Barry Bingham	117	227	.515
1972-73	David Murphy	142	325	.437
1971-72	David Murphy	156	325	.480
1970-71	Ben Reed	108	200	.540
1969-70	Ben Reed	130	259	.502
1968-69	Jim Littlefield	164	361	.454
1967-68	NA			
1966-67	Jim Littlefield	150	304	.493
1965-66	NA			
1964-65	George Lyons	254	556	.457
1961-64	NA			
1960-61	Ronnie Russell	93	193	.482
1959-60	NA			
1958-59	Trap Hart	139	250	.556
1957-58	Bill Barbee	107	233	.459
1956-57	Don Fowler	195	389	.501
1955-56	Ray Eubanks	93	214	.435
1954-55	Paul Reinartz	135	289	.467
1953-54	NA			
1952-53	Daddy Neal	263	582	.452
1951-52	Daddy Neal	263	571	.461

FREE THROW PERCENTAGE

Year		FTM	FTA	Pct
2010-11	Brad Loesing	32	36	.889
2009-10	Jamar Diggs	122	161	.758
2008-09	Kevin Giltner	37	47	.787
2007-08	Drew Gibson	125	158	.791
2006-07	Eric Marshall	70	81	.864
2005-06	Shane Nichols	59	78	.756
2004-05	Drew Gibson	36	46	.783
2003-04	Eric Marshall	38	48	.792
2002-03	Mike Lenzly	89	113	.788
2001-02	Justin Stephens	68	89	.764
2000-01	Ian Chadwick	116	148	.784
1999-00	Ian Chadwick	98	122	.803
1998-99	Ian Chadwick	88	109	.807



Bill Barbee led the Terriers in free throw shooting for four consecutive seasons

1997-98	Starzee Walker	38	46	.826
1996-97	Seth Chadwick	50	66	.758
1995-96	Terry Gilyard	64	83	.771
1994-95	Seth Chadwick	67	85	.788
1993-94	Seth Chadwick	33	44	.750
1992-93	Brad Painter	102	128	.797
1991-92	Brad Painter	102	131	.779
1990-91	Brad Painter	87	100	.870
1989-90	Jerome Hall	42	53	.792
1988-89	Greg O'Dell	80	100	.800
1987-88	Stephon Blanding	74	102	.725
1986-87	Stephon Blanding	71	93	.763
1985-86	Matt Mayes	51	66	.773
1984-85	Tom Miller	49	61	.803
1983-84	Brad Eppley	47	58	.810
1982-83	J.R. Johnson	49	66	.742
1981-82	Reggie Boone	54	68	.794
1980-81	Mike Howard	127	156	.814
1979-80	Mike Howard	117	153	.765
1978-79	Robert Mooror	54	71	.761
1977-78	Robert Mooror	35	50	.700
1976-77	Mike Kane	40	45	.889
1975-76	Chris Littlejohn	67	87	.770
1974-75	Mike Kane	31	34	.912
1973-74	Doug Lowe	142	182	.780
1972-73	David Murphy	38	58	.655
1971-72	Tommy Couch	23	30	.767
1970-71	Tom Nagle	185	228	.811
1969-70	Tom Nagle	99	123	.805
1968-69	Barry Lentz	38	44	.864
1967-68	NA			
1966-67	Barry Lentz	56	71	.789
1965-66	NA			
1964-65	George Lyons	197	230	.857
1963-64	George Lyons	193	237	.814
1961-63	NA			
1960-61	Charlie Cluff	46	64	.719
1959-60	Bill Barbee	90	106	.849
1958-59	Bill Barbee	49	56	.875
1957-58	Bill Barbee	48	57	.842
1956-57	Bill Barbee	23	25	.920
1955-56	Craig Templeton	77	96	.802
1954-55	Paul Reinartz	134	188	.713
1953-54	NA			
1952-53	McMahon	71	107	.664

ALL-TIME LETTERMEN

A

Jack Abell '54.....Columbus, GA
 Matt Allen '95.....Concord, NC
 Robert Allen '78.....Greenville, SC
 Keith Ammons '67.....Spartanburg, SC
 Bru Anderson '36.....
 Floogie Ariail '49.....
 Jim Armstrong '53.....
 Chris Arp '97.....Monticello, GA
 Jack Atwater '47.....

B

Chuck Bagwell '79.....Spartanburg, SC
 Paul Bagwell '68.....Hendersonville, NC
 Jay Bailey '97.....Marietta, GA
 Dick Ballenger '39.....
 Flynn Barbare.....Greenville, SC
 Bill Barbee '60.....Weaverville, NC
 Zeke Bateman '71.....Charleston, SC
 Pat Batten '80.....Spartanburg, SC
 Mike Beardley '86.....Miami, FL
 Carrol Beavers '51.....
 Dennis Belcher '85.....Abbeville, SC
 Andrew Bellebaum '10.....Charleston, SC
 Geoff Bentzel '99.....Greenville, SC
 Tyler Berg '06.....Mt. Holly, NC
 Boyce Berry '62.....Spartanburg, SC
 Barry Bingham '74.....Brevard, NC
 James Blair '83.....Birmingham, AL
 Jay Blair '85.....
 Stephon Blanding '91.....Sumter, SC
 Harry Bobotis '87.....
 Tam Boggs '72.....Spartanburg, SC
 Jim Bomar '72.....Chevy Chase, MD
 Reggie Boone '83.....Anderson, SC
 Adrien Borders '05.....Lilburn, GA
 Brandon Boyce '01.....Dacula, GA
 James Boyd '26.....
 Bill Bradford '59.....Sumter, SC
 Ernie Branch '52.....
 Brandon Brewington '94.....Laurens, SC
 Rod Brockwell '84.....Arden, NC
 Danny Broome '65.....Lockhart, SC



Seth Chadwick set the season record for 3-pointers in a season with 84 which was eventually broken by his brother Ian.

Mark Bruce '82.....Sykesville, MD
 Charlie Bryant '54.....High Point, NC
 A.B. Bullington, Sr. '33.....
 Jeff Butts '74.....

C

Snag Calvert '42.....
 W.M. Cannon '34.....
 Dan Carmichael '43.....
 David Carpenter '75.....Duncan, SC
 Twitty Carpenter '58.....Rutherfordton, NC
 Ron Carr '82.....Blacksburg, VA
 Ian Chadwick '01.....Atlanta, GA
 Seth Chadwick '97.....Atlanta, GA
 Allen Clark, Sr. '50.....Spartanburg, SC
 Ed Clark '41.....
 Phil Clark '50.....
 Ed Clay '37.....
 Charlie Cluff '62.....
 J. Preston "Pep" Coan '41.....
 Eddie Cohen '80.....Duncan, SC
 Claude Cole '47.....
 Ed Cole '69.....Florence, SC
 Wilky Colin '02.....Flushing, NY
 Del Combs '58.....Hazard, KY
 Earl Cothran '49.....
 Matt Cowan '95.....Atlanta, GA
 Orville Crabtree '65.....Wilmington, DE
 McCarthy Crenshaw '98.....Jacksonville, FL
 Curley Crosby '41.....
 Bob Cross '80.....Boonton, NJ
 Brien Crowder '80.....
 Drew Crowell '11.....Charleston, SC
 Buddy Cubitt '64.....Spartanburg, SC

D

Noah Dahlman '11.....Braham, MN
 Sam Daniels '05.....Asheville, NC
 Edmond Davis '04.....Baton Rouge, LA
 Tucker Davidson '90.....Florence, SC
 Donald Davis '99.....Baton Rouge, LA
 Jay Davis '86.....Mooresville, NC
 Jason Dawson '12.....Columbus, OH
 Wally Dean '50.....
 Reggie DeGray '00.....Leesville, LA
 Rashane DeLoach '00.....Stone Mountain, GA
 Fred Dickinson '74.....Tallahassee, FL
 Jamar Diggs '11.....Minneapolis, MN
 Jon Dillon '96.....Hanahan, SC
 Phil Donnan '71.....Greenville, SC
 Keith Dorsey '85.....Calhoun, SC
 Scott Duke '95.....W. Columbia, SC
 Buck Dukes '65.....
 Tom Duncan '69.....

E

Grover Eaker '34.....
 Terry Earle.....Depoy, KY
 David Eaton '04.....Atlanta, GA
 Brent Edgerton '92.....Fort Mill, SC
 Mack Elrod '76.....Anderson, SC
 Brad Eppley '84.....Boone, NC

Matthew Estep '09.....Rupert, WV
 Ray Eubanks '56.....Spartanburg, SC

F

Aubrey Faust '43.....
 Collie Feemster '76.....Sharon, SC
 Johnny Felder '90.....St. Matthews, SC
 Joseph Few '34.....
 Byron Fields '06.....Cincinnati, OH
 Chip Finney '77.....
 J. Gordon Floyd '29.....
 Ralph Flynn '41.....
 Sanders Fooshe '30.....
 Alfred Forbes '99.....Jonesboro, GA
 Russ Forness '94.....Dunwoody, GA
 Russ Foster '79.....Spartanburg, SC
 Virg Foster '42.....
 Don Fowler '57.....Spartanburg, SC

G

Kevin Gainey '83.....Green Cove Springs, FL
 Francis Garrett '40.....
 Melvin Gibbs '43.....
 Drew Gibson '08.....Los Angeles, CA
 Kevin Giltner '12.....Kingston Springs, TN
 Terrence Gilyard '97.....Hopkins, SC
 Corey Godzinski '10.....Clermont, FL
 Goldie Golden '56.....
 Reggie Gosnell '77.....Campobello, SC
 Scott Gould '81.....Lexington, SC
 Jimmy Graham '69.....
 John Groblewski '76.....Charleston, SC
 Tommy Gunn '70.....
 Doug Guthrie '53.....

H

Red Habel '27.....
 Jerome Hall '92.....Kingsport, TN
 Bill Hambrick '49.....
 Ralph Hanna '76.....Spartanburg, SC
 Bates Harmon '63.....
 Mario Harper '93.....Goose Creek, SC
 Cue Harper '31.....
 Dwayne Harris '86.....Lyman, SC
 Ronnie Harris '80.....Kershaw, SC
 Trap Hart '60.....Greenwood, SC
 Kenny Hastie '02.....Columbia, SC
 John Hawkins '97.....St. Stephen, SC
 Buddy Hayes '66.....Spartanburg, SC
 Mac Haynes '49.....
 Simon Hecklin '23.....
 Bob Heil '81.....Enka, NC
 Todd Heldreth '65.....McCormick, SC
 Denny Hendricks.....
 John Hendrix '68.....Greenville, SC
 Frank Herndon '80.....Columbia, SC
 Billy Hicks '74.....Ages, KY
 Jimmy Hilton '42.....
 Brian Hodges '38.....
 Mark Hoffman '86.....Sumter, SC
 Earl Hoffmeister '51.....
 Michael Howard '82.....Montgomery, AL

HISTORY

Johnny Howren '59 Johnson City, TN
 Rock Huff '55 Greer, SC
 Rocky Hughey '00 Columbia, SC
 Chuck Hysong '70 Hendersonville, NC

J
 Harold Jackson '83 Columbia, SC
 Latron Jackson '00 Columbia, SC
 Leroy Jackson '93 Darlington, SC
 Marcus Jackson '09 Spartanburg, SC
 Mike Jackson '82 Clover, SC
 Robert Jenkins '59 Blue Ridge, SC
 Steve Jobe '91 Brookville, IN
 Timothy Johnson '11 Memphis, TN
 Johnny Justice '78

K
 Mike Kane '77 Columbia, SC
 Debo Kelly '87 Camden, SC
 Bob Kendall Wilmington, DE
 Whit Kennedy '51
 Bo Killen '75 Virginia Beach, VA
 Bud Kinard '37

L
 Bob Lamb '80 Burlington, NC
 Scott Lane '85 Royston, GA
 Colon Largent '02 Hickory, NC
 Jim Laughridge '72 Marion, NC
 Tom Leahy '71 Decatur, GA
 Brody Ledford '95 Travelers Rest, SC
 Barry Lentz '70 Spartanburg, SC
 Mike Lenzly '03 Jonesboro, GA
 Tom Lewandowski '65
 Jim Littlefield '69 Inman, SC
 Chris Littlejohn '77 Mauldin, SC
 Brad Loesing '12 Cincinnati, OH
 Doug Lowe '75 Spartanburg, SC
 George Lyons '65 Spartanburg, SC

M
 Harry Mahaffey '48
 Matt Mahaffey '91 Avondale Estates, GA
 Joey Malone '96 Bristol, TN
 Milt Maness '41
 Eric Marshall '07 Grovetown, GA
 Terry Martin '11 Cincinnati, OH
 Edvin Masic '03 Bosanski Brod, Bosnia
 Dennis Mathis '56 Spartanburg, SC
 John Matthews '86 Richmond, VA
 Jon Maxwell '71 Elkin, NC
 Matt Mayes '88 Brevard, NC
 Joe McDonnell St. Louis, MO
 John McGinnis '94 Huntington, WV
 Guyton McLeod '31
 Ralph McMillan '71 Charlotte, NC
 Cameron McQueen '14 Charlotte, NC
 Henry Medlock '71 Clemson, SC
 Glen Melton '61
 Danny Merck '89 Norris, SC
 Neal Meyer '69 North Charleston, SC
 Brian Michel '89 Mt. Pleasant, SC
 Robert Mickle '85 Columbia, SC
 Natter Miller '98 Fredericksburg, VA

Rich Miller '67
 Tom Miller '87 Ocean View, DE
 Bill Mitchell '75 Greensboro, NC
 Jim Moody '80 Columbia, SC
 Bill Moody '53
 C.B. Mooneyham '34
 Robert Moorer '81 Orangeburg, SC
 Danny Morrison '75 Burlington, NC
 Johnny Morrow '64
 Two Morton '95 Bristol, TN
 John Mullikin '36
 Dave Murphy '74 Greensboro, NC
 Doug Murray '72 Peninsula, OH
 Brett Myers '02

N
 Tom Nagle '71 Wilmington, DE
 Donald Nance '90 Florence, SC
 Ellerbe "Daddy" Neal '53 Silverstreet, SC
 David Nelson '86 Charlotte, NC
 Shane Nichols '08 Radford, VA
 Lee Nixon '03 Hanahan, SC
 Norman Nixon '10 Los Angeles, CA

O
 Matt O'Connor '07 Council Bluffs, IA
 Greg O'Dell '92 Stone Mountain, GA
 Michael O'Driscoll '82 Greenbelt, MD
 Walt Overbay '91

P
 Edwin Padgett '91
 Brad Painter '93 Spartanburg, SC
 Nathan Parker '13 Knoxville, TN
 Jim Patch '39
 Joe Pate '51
 Whit Payne '68 Greensboro, NC
 Archie Pearson '38
 Fred Pearson '74 Jenkinsville, SC
 Willie Pegram '68 Carlisle, SC
 Marshall Perkins '59 Inman, SC
 Rick Pinson '72 Henderson City, KY
 Eric Porterfield '90 Greensboro, NC
 Fred Powers '51
 Jon Pryor '01 Hampton, VA

R
 Charles Ramsey '70
 Kurt Randall '39
 Bishop Ravenel '01 Charleston, SC
 Ben Reed '71 Greenville, SC
 Barry Rhodes '83 Anderson, SC
 Wayne Rice '87 Spartanburg, SC
 Domas Rinksalis '13 Siauliai, Lithuania
 Joel Robertson '41
 Ron Robinson '78
 Jim Roddey '76
 Dick Rouquie '40
 Ronald Russell '62

S
 Howard "Junior" Salters '10 Spartanburg, SC
 Antoine Saunders '87 Charleston, SC

Buddy Saunders '91 Bristol, TN
 Richard Scott Newburgh, NY
 Charlie Seay '48
 Walt Sessoms '56
 Bill Sewell '61 Hickory, NC
 Adam Sheehan '07 Columbia, SC
 Dan Shelton '86
 John Shuler '41
 Aerris Smith '14 Charlotte, NC
 Bruce Smith '63
 Matt Steelman '12 Central, SC
 Chet Stephens '49
 Justin Stephens '05 Newnan, GA
 Grant Sterley '03 Indianapolis, IN
 Grady Stewart '50
 Theron Stone '49
 Steve Swearingen '70 Winston-Salem, NC
 Rick Swiger '88

T
 Frank Talley '68 Philadelphia, PA
 Harvey Tankersley '64 Travelers Rest, SC
 Jeff Tarr '05 Forbush, NC
 Greg Taylor '05 Simpsonville, SC
 Joseph Tecklenberg '12 Charleston, SC
 Jeff Tedder '80 Spartanburg, SC
 Craig Templeton '57 Newburgh, NY
 Sidney Thomas '94 Spartanburg, SC
 John Thrailkill '57
 Rick Tiemann '74 Valparaiso, IN
 David "Mac" Timmons '69
 Bill Tinder '60 Muncie, IN
 Brent Tinder '85 Anderson, IN
 Steve Tomasovich '90 Atlanta, GA
 Walt Trammell '39
 Mike Trigg '74 Harlan, KY

V
 Noble Vaughn '58 Middlesboro, KY
 Jerry Vevon '78 Charleston, SC
 Tom Vinegar '76 Cincinnati, OH

W
 Bill Wade '64 Chattanooga, TN
 Taylor Wagener '13 Charlotte, NC
 Bob Waldrop '63 Taylors, SC
 Hacky Walker '46
 Starzee Walker '00 College Park, GA
 Harry Wallace '56 Beaufort, SC
 Scott Watson '78
 Tyler Whatley Auburn, GA
 Peanut White '87
 Terenthial White '01 Holly Hill, SC
 Philip Widenhouse
 Casper Wiggins '71 Greenwood, SC
 Howard Wilkerson '06 Eden, NC
 Harry Williams '43
 Tim Williams '77 Spartanburg, SC
 Bubba Withington '81

Note: The all-time lettermen lists from previous seasons may be incomplete. We welcome any additions or corrections to this list.

CAREER STATISTICS

Below are the career totals for multi-year basketball players at Wofford College, dating back to about 1952. Complete statistics are not available for all players in all years. Minutes were kept beginning in the 1993-94 season. Starts were noted beginning in the 1983-84 season. Three-point field goals began in the 1986-87 season.

Name	Years	Years	GP/GS	MP	FGM	FGA	FG%	3M	3A	3PCT	FTM	FTA	FT%	REB	AVG	ASST	TO	BLK	STLS	Pts	Avg
Matt Allen	1990-94	4	109/44	2315	363	902	.402	85	272	.313	246	344	.715	309	2.8	136	199	39	110	1057	9.7
Chris Arp	1993-97	4	92/60	46	170	367	.463	15	46	.326	54	91	.593	317	3.4	41	80	17	42	433	4.7
Chuck Bagwell	1976-79	3	84	-	148	355	.417	-	-	-	53	74	.716	235	2.8	46	76	0	5	349	4.2
Paul Bagwell	1963-65	2	32	-	24	-	-	-	-	-	2	-	-	42	1.3	0	0	0	0	175	5.5
Jay Bailey	1993-97	4	97/36	220	189	488	.387	4	16	.25	88	145	.607	219	2.3	93	96	38	27	470	4.8
Bill Barbee	1953-57	4	76	-	279	602	.463	-	-	-	210	244	.861	836	11.0	0	0	0	0	1303	13.2
Zawaski Bateman	1969-71	2	58	-	361	849	.425	-	-	-	197	280	.704	410	7.1	0	0	0	0	919	15.8
Pat Batten	1975-78	3	45	-	31	85	.365	-	-	-	12	21	.571	49	1.1	18	24	0	10	74	1.6
Mike Beardsley	1982-86	4	102/13	-	160	322	.497	-	-	-	52	83	.627	287	2.8	25	83	39	28	372	3.6
Dennis Belcher	1981-85	4	107/14	-	211	503	.419	-	-	-	65	107	.607	313	2.9	52	84	11	31	485	4.5
Andrew Bellebaum	2006-08	2	20/0	78	6	13	.462	2	4	.500	2	4	.500	5	0.3	3	6	1	0	16	0.8
Geoff Bentzel	1995-97	2	51/4	426	101	224	.451	41	110	.373	29	35	.829	40	0.8	68	49	0	15	220	4.3
Tyler Berg	2002-06	4	108/52	2446	399	774	.516	3	13	.231	224	365	.614	565	5.2	61	182	69	68	1025	9.5
Boyce Berry	1958-62	4	109	-	165	412	.400	-	-	-	106	164	.646	618	5.7	0	0	0	0	1412	13
Barry Bingham	1970-74	4	102	-	276	584	.473	-	-	-	65	82	.793	199	2.0	52	24	0	0	617	6.0
James Blair	1979-83	4	119	-	877	1487	.590	-	-	-	515	721	.714	1019	8.6	175	294	59	274	2269	19.1
Stephon Blanding	1986-90	4	109/108	1678	573	1062	.540	1	4	.250	307	411	.747	1149	1.5	130	223	137	113	1454	13.3
Jim Bomar	1968-70	2	33	-	68	167	.407	-	-	-	47	67	.701	214	6.5	0	0	0	0	183	5.5
Reggie Boone	1978-82	4	96/2	-	139	338	.411	-	-	-	128	178	.719	159	1.7	293	287	7	70	406	4.2
Adrien Borders	2001-05	4	115/76	2588	395	896	.441	84	266	.316	213	321	.664	236	2.1	241	248	21	116	1087	9.5
Brandon Boyce	1997-2001	4	64/0	148	22	43	.512	0	0	.000	19	47	.404	60	0.9	8	15	14	3	63	1.0
Bill Bradford	1955-58	3	38	-	78	230	.339	0	0	0	31	54	.574	50	1.3	0	0	0	0	187	4.9
Brandon Brewington	1988-92	4	102/1	302	78	199	.392	7	19	.368	83	132	.629	96	0.9	188	149	3	53	246	2.4
Rodney Brockwell	1980-82	2	51	-	63	149	.423	-	-	-	11	18	.611	63	1.2	8	26	0	3	137	2.7
Mark Bruce	1978-81	3	94	-	354	772	.459	-	-	-	185	253	.731	542	5.8	105	195	32	36	893	9.5
Twitty Carpenter	1954-58	4	46	-	418	1056	.396	-	-	-	189	287	.659	912	19.8	0	0	0	0	1025	22.3
David Carpenter	1971-73	2	6	-	2	8	.250	-	-	-	0	1	.000	3	0.5	0	0	0	0	4	0.7
Ron Carr	1980-82	2	41	-	23	49	.469	-	-	-	9	14	.643	33	0.8	38	39	0	8	55	1.3
Ian Chadwick	1997-01	4	109/104	1601	569	1430	.398	299	819	.365	352	451	.780	360	3.3	200	152	47	108	1789	16.4
Seth Chadwick	1993-97	4	102/96	659	436	1043	.418	251	636	.395	169	217	.779	339	3.3	167	145	47	94	1292	12.7
Charlie Cluff		2	54	-	92	266	.346	0	0	-	46	64	.719	133	2.5	0	0	0	0	429	7.9
Eddie Cohen	1976-78	2	52	-	148	356	.416	-	-	-	55	86	.640	81	1.6	89	79	0	56	351	6.8
Wilky Colin	2000-02	2	35/0	187	20	59	.339	6	22	.273	14	21	.667	33	0.9	17	14	3	6	60	1.7
F. Del Combs	1954-57	3	14	-	44	167	.263	-	-	-	41	70	.586	44	3.1	0	0	0	0	129	9.2
Howard Coe	1983-85	2	51/21	-	192	424	.453	-	-	-	66	88	.750	103	2.0	121	115	0	37	449	8.8
Matt Cowan	1991-94	3	22/0	38	13	29	.448	0	4	.000	10	17	.588	17	0.8	1	4	1	1	36	1.6
Orville Crabtree	1961-65	4	96	-	102	251	.406	-	-	-	93	-	-	44	0.5	0	0	0	0	818	8.5
McCarthy Crenshaw	1994-98	4	92/23	372	90	257	.350	7	19	.368	59	102	.578	229	2.5	28	57	27	33	218	2.4
Bob Cross	1976-80	4	101	-	211	532	.397	-	-	-	112	192	.583	263	2.6	285	183	11	62	534	5.3
Brian Crowder	1976-78	2	43	-	90	219	.411	-	-	-	15	22	.682	63	1.5	18	21	0	7	195	4.5
Drew Crowell	2007-pres	3	84/15	700	57	102	.559	0	0	.000	16	28	.571	103	1.2	14	22	13	4	130	1.5
Buddy Cubitt	1964-66	2	43	-	164	303	.541	-	-	-	43	47	.915	161	3.7	0	0	0	0	383	8.9
Noah Dahlman	2007-11	4	128/95	3636	764	1276	.599	0	6	.000	485	693	.700	786	6.1	97	149	43	90	2013	15.7
Sam Daniels	2001-05	4	115/75	2568	323	740	.436	131	363	.361	90	134	.672	415	3.6	110	109	84	67	867	7.5
Tucker Davidson	1986-90	4	90/24	389	132	291	.454	54	137	.394	68	92	.739	112	1.2	161	67	1	53	394	4.4
Donald Davis	1997-99	2	54/50	1371	159	390	.408	54	165	.327	86	112	.768	132	2.4	158	164	8	89	458	8.5
Edmond Davis	2001-03	2	36/0	190	12	46	.261	5	24	.208	7	10	.700	23	0.6	27	33	0	10	36	1.0
Jay Davis	1982-84	2	40/3	-	21	49	.429	-	-	-	18	35	.514	66	1.7	7	26	11	3	60	1.5
Jason Dawson	2008-10	2	65/10	1180	80	225	.356	58	152	.382	50	73	.685	98	1.5	133	102	0	41	268	4.1
Reggie DeGray	1996-98	2	54/10	460	82	196	.418	6	26	.231	44	83	.530	190	3.5	30	46	47	16	214	4.0
Rashane DeLoach	1996-2000	4	107/58	305	154	284	.542	0	1	.000	135	228	.592	435	4.1	18	55	38	23	443	4.1
Jamar Diggs	2009-11	2	33/33	1062	236	566	.417	50	138	.362	224	295	.759	206	3.0	192	130	45	96	746	11.0
Jon Dillon	1992-96	3	71/2	151	16	52	.308	14	39	.359	10	17	.588	23	0.3	61	27	10	14	46	0.6
Phil Donnan	1968-70	2	49	-	148	396	.374	-	-	-	50	74	.676	114	2.3	0	0	0	0	346	7.1
Scott Duke	1992-95	3	34/0	34	10	19	.526	0	0	.000	9	15	.600	30	0.9	2	4	7	6	29	0.9
Terry Earle	1955-57	2	4	-	21	67	.313	-	-	-	19	29	.655	31	7.8	0	0	0	0	61	15.3
David Eaton	2000-04	4	75/13	980	104	277	.375	76	213	.357	20	26	.769	67	0.9	52	49	2	22	304	4.1
Brent Edgerton	1988-92	4	47/0	37	34	87	.391	5	8	.625	13	22	.591	31	0.7	15	13	3	5	86	1.8
Mack Elrod	1972-76	4	82/4	-	68	175	.389	-	-	-	43	61	.705	106	1.3	11	7	0	0	179	2.2
Brad Eppley	1982-84	2	53/22	-	161	324	.497	-	-	-	89	117	.761	135	2.5	62	77	2	25	411	7.8
Matt Estep	2005-09	4	105/11	1361	147	385	.382	109	295	.369	29	39	.744	103	1.0	61	58	4	34	432	4.1
Ray Eubanks	1953-56	3		-	128	312	.410	-	-	-	78	123	.634	446	-	0	0	0	0	334	-
Collie Feemster	1972-76	3	78/17	-	463	949	.488	-	-	-	159	249	.638	408	5.3	62	6	0	0	1085	13.9
Byron Fields	2002-06	4	112/89	2058	183	424	.432	18	76	.237	125	196	.638	258	2.3	284	189	31	113	509	4.5
Alfred Forbes	1996-99	3	75/60	2119	341	893	.382	20	95	.638	196	311	.630	330	4.4	144	108	48	117	898	12
Matt Forness	1990-94	4	96/38	1683	259	645	.402	163	421	.387	43	81	.531	254	2.6	176	91	8	72	724	7.5
Don Fowler	1953-57	4	76	-	472	1087	.434	-	-	-	388	569	.682	1200	15.8	0	0	0	0	1526	2.1
Kevin Gainey	1981-83	2	56	-	90	234	.385	-	-	-	49	72	.681	278	5.0	78	107	40	26	229	4.1

HISTORY

Name	Years	Years	GP/GS	MP	FGM	FGA	FG%	3M	3A	3PCT	FTM	FTA	FT%	REB	AVG	ASST	TO	BS	STLS	Pts	Avg
Greg Galinski	1968-70	2	56	-	379	940	.403	-	-	-	158	218	.725	385	6.9	0	0	0	0	916	16.4
Drew Gibson	2004-08	4	112/81	3342	319	837	.381	99	342	.289	290	393	.738	381	3.4	507	267	14	213	1027	9.2
Kevin Giltner	2008-pres	3	98/3	1661	149	350	.426	101	249	.406	68	97	.701	117	1.2	70	78	13	36	467	4.8
Terry Gilyard	1993-97	4	103/73	212	431	846	.509	3	20	.150	231	321	.720	513	5.0	71	109	23	91	1096	1.6
Corey Godzinski	2006-10	4	117/67	2243	247	569	.434	86	289	.298	90	129	.698	283	2.4	104	86	44	57	670	5.7
Reggie Gosnell	1975-77	2	55	-	301	528	.570	-	-	-	151	208	.726	451	8.2	0	0	0	0	753	13.7
Scott Gould	1977-79	2	49	-	136	252	.540	-	-	-	105	156	.673	123	2.5	113	107	0	32	377	7.7
Grobo Groblewski	1972-76	4	66	-	52	105	.495	-	-	-	20	46	.435	104	1.6	5	5	0	0	124	1.9
Billy Gunn	1966-68	2	8	-	1	-	-	-	-	-	5	0	.000	1	0.1	0	0	0	0	19	2.4
Carl Hall	1983-86	3	87/35	-	297	536	.554	-	-	-	234	344	.680	442	5.1	85	188	21	49	828	9.5
Jerome Hall	1987-92	5	111/56	393	411	749	.549	38	115	.330	172	229	.751	547	4.9	62	110	40	75	1033	9.3
Ralph Hanna	1972-76	4	110	-	530	1022	.519	-	-	-	298	468	.637	890	8.1	46	10	0	0	1358	12.3
Mario Harper	1989-93	4	108/82	-	100	255	.392	2	13	.154	42	130	.323	222	2.1	336	205	8	144	244	2.3
Dwayne Harris	1981-86	4	102/51	-	272	497	.547	-	-	-	94	172	.547	439	4.3	91	134	45	54	638	6.3
Ronnie Harris	1976-79	3	86	-	567	907	.625	-	-	-	236	347	.680	473	5.5	108	178	27	49	1370	15.9
Trap Hart	1955-59	4	101	-	498	998	.499	-	-	-	179	244	.734	628	6.2	0	0	0	0	1401	13.9
Kenny Hastie	1998-02	4	114/58	1428	205	450	.456	0	0	.000	127	202	.629	539	4.7	70	94	133	75	537	4.7
John Hawkins	1993-97	4	90/65	61	154	391	.394	39	156	.250	95	158	.601	231	2.6	323	221	33	174	442	4.9
Buddy Hayes	1962-66	4	110	-	444	-	-	-	-	-	316	0	.000	771	7.0	0	0	0	0	1879	17.1
Ralph Hegamin	2005-07	2	27/0	155	26	56	.464	0	2	.000	5	9	.556	34	1.3	4	10	4	5	57	2.1
Bob Heil	1977-81	4	125	-	144	328	.439	-	-	-	70	137	.511	418	3.3	48	113	44	53	358	2.9
Frank Hendrix	1964-68	4	63	-	318	-	-	-	-	-	188	0	.000	458	7.3	0	0	0	0	822	13.0
Frank Herndon	1976-79	3	70	-	96	180	.533	-	-	-	54	88	.614	192	2.7	32	36	2	14	246	3.5
Billy Hicks	1971-74	3	77	-	315	759	.415	-	-	-	73	124	.589	385	5.0	100	39	0	0	703	9.1
Willis High	1997-99	2	12/0	12	5	16	.313	1	8	.125	2	4	.500	5	0.4	1	6	1	2	13	1.1
Mike Howard	1979-81	2	62	-	460	929	.495	-	-	-	244	309	.790	196	3.2	201	176	4	98	1164	18.8
Chuck Hysong	1966-69	3	42	-	131	162	.809	-	-	-	101	70	1.443	343	8.2	0	0	0	0	363	8.6
Curtis Ingram	2003-05	2	28/2	247	26	63	.413	18	41	.439	4	11	.364	23	0.8	12	18	1	6	74	2.6
Harold Jackson	1979-83	4	115/9	-	315	787	.400	-	-	-	177	276	.641	190	1.7	60	137	5	58	807	7.0
Latron Jackson	1996-98	2	37/7	219	77	211	.365	35	105	.333	28	50	.560	98	2.6	40	25	21	28	217	5.9
Leroy Jackson	1989-93	4	108/58	-	245	624	.393	46	147	.313	123	179	.687	261	2.4	218	189	0	85	659	6.1
Marcus Jackson	2005-09	4	39/1	183	16	47	.340	14	38	.368	2	5	.400	19	0.5	5	16	1	5	48	1.2
Mike Jackson	1980-82	2	59/1	-	37	86	.430	-	-	-	16	35	.457	52	0.9	41	46	2	36	90	1.5
Robert Jenkins	1955-58	3	45	-	117	317	.369	-	-	-	111	170	.653	301	6.7	0	0	0	0	345	7.7
Stephen Jobe	1987-91	4	91/0	711	150	280	.536	1	1	1.000	54	77	.701	147	1.6	16	68	12	9	355	3.9
J.R. Johnson	1982-84	2	57/0	-	191	411	.465	-	-	-	77	100	.770	79	1.4	70	101	0	37	459	8.1
Tim Johnson	1990-92	2	15/0	-	13	24	.542	0	0	.000	4	10	.400	31	2.1	1	3	10	2	30	2.0
Tim Johnson	2007-11	4	129/95	3155	342	785	.436	0	2	.000	193	428	.451	1002	7.8	225	224	65	142	877	6.8
Mike Kane	1973-77	4	98	-	252	609	.414	-	-	-	117	142	.824	219	2.2	10	0	0	0	621	6.3
Deebo Kelly	1985-87	2	10/0	-	2	11	.182	0	0	.000	7	11	.636	8	0.8	4	0	1	3	11	1.1
Bo Killen	1971-75	4	100	-	160	390	.410	0	0	.000	45	103	.437	369	3.7	70	26	0	0	365	3.7
Colon Largent	1998-2001	3	77/20	492	118	297	.397	11	69	.471	66	101	.653	184	2.4	113	73	15	60	313	4.1
Jim Laughridge	1968-72	3	75	-	218	488	.447	-	-	-	140	226	.619	404	5.4	0	0	0	0	576	7.7
Brody Ledford	1991-95	4	63/0	33	28	74	.378	0	1	.000	18	30	.600	63	1.0	37	33	13	12	74	1.2
Mac Lemmons	1964-66	2	51	-	213	-	-	-	-	-	147	0	.000	517	1.1	0	0	0	0	573	11.2
Barry Lentz	1965-69	4	68	-	242	-	-	-	-	-	131	-	-	146	2.1	0	0	0	0	615	9.0
Mike Lenzy	1999-03	4	116/65	3272	441	994	.444	169	467	.362	282	375	.752	544	4.7	349	246	51	136	1333	11.5
Jim Littlefield	1965-69	4	86	-	579	-	-	-	-	-	303	136	-	272	3.2	0	0	0	0	1459	17.0
Chris Littlejohn	1975-77	2	55	-	255	550	.464	-	-	-	100	132	.758	76	1.4	0	0	0	0	610	11.1
Brad Loesing	2008-pres	3	99/97	2727	202	490	.412	65	179	.363	108	137	.788	171	1.7	299	190	5	77	577	5.8
Doug Lowe	1973-75	2	65	-	452	965	.468	-	-	-	306	409	.748	101	1.6	302	0	0	0	1210	18.6
Brian Lynch	1979-81	2	25	-	32	76	.421	-	-	-	11	12	.917	28	1.1	4	27	2	9	75	3.0
George Lyons	1961-65	4	118	-	528	1184	.446	-	-	-	390	467	.835	503	4.3	0	0	0	0	2521	21.4
Matt Mahaffey	1987-91	4	99/20	339	143	336	.426	3	18	.167	111	165	.673	194	2.0	164	109	16	71	401	4.1
Joey Malone	1992-96	4	83/13	362	97	227	.427	0	4	.000	41	74	.554	221	2.7	28	62	39	29	233	2.8
Chris Mamele	1997-99	2	14/0	45	4	11	.363	0	0	.000	1	2	.500	10	0.7	2	2	1	4	9	0.6
Eric Marshall	2003-07	4	83/57	1924	290	672	.432	108	274	.394	175	214	.818	269	3.2	112	163	9	70	863	10.4
Terry Martin	2007-11	4	130/22	1794	226	455	.497	1	4	.250	209	283	.739	410	3.2	63	141	24	51	662	5.1
Edvin Masic	2000-02	2	47/0	390	47	108	.435	0	3	.000	11	18	.611	92	2.0	8	19	12	12	105	2.2
John Mathews	1984-86	2	15/1	-	6	18	.333	-	-	-	6	11	.545	9	0.6	1	5	1	0	18	1.2
Dennis Mathis	1953-56	3	-	-	272	739	.368	-	-	-	204	314	.650	234	-	0	0	0	0	748	-
Jon Maxwell	1967-69	2	13	-	16	27	.593	-	-	-	14	20	.700	54	4.2	0	0	0	0	46	3.5
Maxwell	1953-56	3	-	-	15	31	.484	-	-	-	7	21	.333	36	-	0	0	0	0	37	-
Matt Mayes	1985-87	2	47/43	-	301	657	.458	74	154	.481	143	194	.737	235	5.0	140	88	3	46	819	17.4
Joe McDonnell	1954-56	2	-	-	199	569	.350	-	-	-	81	134	.604	177	-	0	0	0	0	479	-
John McGinnis	1990-94	4	98/50	717	351	623	.563	7	29	.241	198	290	.683	446	4.6	88	88	89	97	907	9.3
Henry Medlock	1967-69	2	4	-	12	19	.632	-	-	-	19	24	.792	43	1.8	0	0	0	0	43	1.8
Danny Merck	1985-87	2	20/1	-	16	42	.381	0	0	.000	19	26	.731	19	1.0	13	1	0	6	52	2.6
Robert Mickle	1981-85	4	119/57	-	583	878	.664	-	-	-	408	616	.662	569	4.8	264	202	10	57	1572	13.2
Tom Miller	1983-87	4	113/54	-	407	786	.518	5	16	.313	206	282	.730	326	2.9	147	154	18	100	1025	9.1
Natter Miller	1994-98	4	101/10	182	237	706	.336	157	484	.324	70	93	.753	139	1.4	82	80	16	24	701	6.9
Bill Mitchell	1973-75	2	56	-	298	717	.416	-	-	-	104	152	.684	204	3.6	81	0	0			

Name	Years	Years	GP/GS	MP	FGM	FGA	FG%	3M	3A	3PCT	FTM	FTA	FT%	REB	AVG	ASST	TO	BS	STLS	Pts	Avg
Robert Moorer	1977-80	3	91	-	302	711	.425	-	-	-	101	141	.716	387	4.3	98	101	10	23	705	7.7
Danny Morrison	1971-75	4	111	-	66	151	.437	-	-	-	89	152	.586	115	1.0	155	19	0	0	221	2.0
Two Morton	1991-95	4	89/26	1636	339	813	.417	21	94	.223	177	325	.545	214	2.4	163	93	8	115	876	9.8
David Murphy	1970-74	4	117	-	459	988	.465	-	-	-	171	265	.645	946	8.1	73	61	0	0	1089	9.3
Doug Murray	1969-72	3	65	-	402	900	.447	-	-	-	227	375	.605	823	12.7	0	0	0	0	1031	15.9
Tom Nagle	1969-71	2	59	-	298	755	.395	-	-	-	284	351	.809	161	2.7	0	0	0	0	880	14.9
Donald Nance	1986-90	4	109/82	1536	170	417	.408	140	323	.433	44	65	.677	97	0.9	392	161	8	60	524	4.8
Daddy Neal	1949-53	4	89	-	526	1153	.456	-	-	-	379	584	.649	1500	16.9	0	0	0	0	2078	23.3
David Nelson	1982-86	4	108/7	-	133	339	.392	-	-	-	104	134	.776	107	1.0	209	129	5	63	375	3.5
Shane Nichols	2005-08	3	82/76	2612	365	876	.417	244	596	.409	202	255	.792	149	1.8	107	118	7	63	1176	14.3
Robert Nielson	1982-84	2	28	-	13	25	.520	-	-	-	9	11	.818	20	0.7	7	9	0	1	35	1.3
Kurt Niemeyer	1989-91	2	15/0	-	5	9	.556	0	0	.000	1	2	.500	4	0.3	1	1	1	0	11	0.7
Lee Nixon	1999-03	4	109/69	2643	451	1121	.402	143	453	.316	184	256	.719	286	2.6	207	211	17	104	1229	11.3
Norm Nixon	2006-08	2	41/2	341	29	79	.367	8	18	.444	5	7	.714	58	1.4	52	27	0	8	71	1.7
Matt O'Connor	2005-07	2	58/19	1026	110	247	.445	49	143	.343	24	42	.571	173	3.0	38	53	18	28	293	5.1
Greg O'Dell	1987-91	5	116/111	1669	843	1799	.469	229	552	.415	293	408	.718	493	4.3	271	204	116	130	2208	19.0
Brad Painter	1990-93	3	81/17	-	220	490	.449	14	53	.264	291	359	.811	375	4.6	81	119	11	68	745	9.2
Nathan Parker	2009-pres	2	38/0	261	30	64	.469	3	9	.333	15	23	.652	65	1.7	11	32	7	11	78	2.1
Whitt Payne	1964-68	4	47	-	263	-	-	-	-	-	108	0	.000	378	8.0	0	0	0	0	634	13.5
Fred Pearson	1971-73	2	57	-	207	633	.327	-	-	-	100	181	.552	274	4.8	64	75	0	0	514	9.0
Willie Pegram	1964-68	4	114	-	614	-	-	-	-	-	428	0	.000	1161	1.2	0	0	0	0	1659	14.6
Marshall Perkins	1957-59	2	48	-	159	364	.437	-	-	-	158	203	.778	224	4.7	0	0	0	0	814	17.0
Rick Pinson	1968-71	3	47	-	56	127	.441	-	-	-	50	84	.595	64	1.4	0	0	0	0	162	3.4
Eric Porterfield	1988-90	2	21/0	48	8	19	.421	3	7	.428	2	2	1.000	11	0.5	11	5	4	2	21	1.0
Jon Pryor	1997-2001	4	105/54	949	152	409	.372	31	130	.238	93	138	.674	199	1.9	279	116	38	67	428	4.1
Bishop Ravenel	1997-2001	4	107/55	1998	207	463	.447	19	85	.224	70	152	.461	416	3.9	92	131	57	80	503	4.7
Ben Reed	1967-71	4	77	-	365	600	.608	-	-	-	134	174	.770	631	8.2	0	0	0	0	864	11.2
Paul Reinartz	1953-55	2	-	-	140	304	.461	-	-	-	141	199	.709	302	-	0	0	0	0	421	-
Barry Rhodes	1979-82	3	83	-	121	288	.420	-	-	-	42	65	.646	91	1.1	45	93	2	44	284	3.4
Wayne Rice	1983-87	4	113/110	-	663	1354	.490	-	-	-	233	342	.681	533	4.7	241	143	4	289	1593	14.1
Tillman Ruff	1986-88	2	41/3	305	31	76	.407	7	31	.225	14	21	.667	63	1.5	56	41	0	25	97	2.4
Cameron Rundles	2009-11	2	69/44	1842	220	524	.420	103	261	.395	163	248	.657	221	3.2	134	88	5	61	706	10.2
Ronnie Russell		2	51	-	238	420	.567	-	-	-	49	89	.551	479	9.4	0	0	0	0	658	12.9
Junior Salters	2006-10	4	122/97	3271	402	1055	.381	264	703	.376	128	176	.727	351	2.9	198	191	13	112	1196	9.8
Antoine Saunders	1983-87	4	106/82	-	144	309	.466	5	14	.357	138	212	.651	195	1.8	582	184	8	158	431	4.1
Buddy Saunders	1986-90	4	108/83	1539	368	880	.418	67	191	.351	134	193	.694	472	4.4	250	209	24	115	937	8.7
Adam Sheehan	2003-07	4	65/2	502	43	102	.422	32	86	.372	7	8	.875	35	0.5	18	16	0	8	125	1.9
Gary Short	1970-72	2	34	-	26	80	.325	-	-	-	25	38	.658	30	0.9	0	0	0	0	77	2.3
Matt Steelman	2008-pres	3	28/0	60	8	20	.400	7	17	.412	5	6	.833	5	0.2	2	3	0	1	28	1.0
Justin Stephens	2001-05	4	66/39	1503	201	515	.390	74	219	.338	85	113	.752	153	2.3	170	115	4	63	561	8.5
Grant Sterley	1999-03	4	108/51	1536	200	522	.383	72	218	.330	57	119	.479	349	3.2	93	100	16	38	529	4.9
Frank Talley	1964-67	3	53	-	81	-	-	-	-	-	37	0	.000	153	2.9	0	0	0	0	199	3.8
Jeff Tarr	2001-05	4	89/2	891	76	185	.411	10	39	.256	62	90	.689	174	2.0	26	50	7	39	224	2.5
Greg Taylor	2003-05	2	57/23	1283	139	285	.488	28	90	.311	49	128	.383	212	3.7	140	132	25	105	355	6.2
Joseph Tecklenberg	2008-pres	3	26/0	54	6	12	.500	0	3	.000	1	3	.333	8	0.3	2	6	1	2	13	0.5
Craig Templeton	1953-57	4	76	-	270	691	.391	-	-	-	276	377	.732	997	13.1	0	0	0	0	1013	13.3
Sidney Thomas	1990-94	4	109/108	763	448	824	.544	0	3	.000	297	531	.559	777	7.1	99	109	39	73	1193	1.9
Brent Tinder	1979-82	3	66	-	116	342	.339	-	-	-	63	100	.630	101	1.5	14	14	0	1	295	4.5
Steve Tomasovich	1986-90	4	108/77	1270	334	680	.491	0	1	.000	196	327	.599	514	4.8	49	187	13	61	864	8.0
Mike Trigg	1971-73	2	57	-	407	969	.420	-	-	-	111	192	.578	211	3.7	56	76	0	0	925	16.2
Matt Tucker	1998-2000	2	10/0	-	3	9	.333	0	1	.000	0	2	.000	2	0.2	2	3	3	0	6	0.6
Noble Vaughn	1954-56	2	-	-	70	159	.440	-	-	-	49	81	.605	240	-	0	0	0	0	189	-
Jerry Vevon	1974-76	2	26	-	21	52	.404	-	-	-	6	12	.500	10	0.4	0	0	0	0	48	1.8
Tom Vinegar	1972-76	4	114/13	-	261	547	.477	-	-	-	108	184	.587	889	7.8	69	11	0	0	630	5.5
Taylor Wagener	2009-pres	2	22/0	63	4	16	.250	3	13	.231	9	15	.600	13	0.6	8	12	0	4	20	0.9
Bob Waldrop	1959-63	4	101	-	114	250	.456	-	-	-	91	136	.669	1206	11.9	0	0	0	0	1192	11.8
Starzee Walker	1996-2000	4	107/68	500	302	758	.398	144	430	.335	120	173	.694	275	2.6	109	133	37	73	868	8.1
Harry Wallace	1953-56	3	-	-	206	596	.346	-	-	-	164	262	.626	142	-	0	0	0	0	576	-
Tyler Whatley	2005-08	3	81/51	1579	157	347	.452	0	5	.000	79	127	.622	288	3.6	39	81	55	24	393	4.9
Terenthial White	1997-2001	3	77/13	588	80	154	.519	0	2	.000	34	69	.493	186	2.4	37	39	26	23	194	2.5
Howard Wilkerson	2002-06	4	103/76	2692	464	834	.556	27	88	.307	240	375	.640	690	6.7	191	225	61	137	1195	11.6

1,000 POINT CLUB




George Lyons



James Blair



Greg O'Dell



Ellerbe "Daddy" Neal




Ian Chadwick


Name	Era	Yrs	GP	FGM	FGA	FG%	3M	3A	3PCT	FTM	FTA	FT%	REB	AVG	ASST	TO	BS	STLS	Pts	Avg
1. George Lyons	1961-65	4	118	528	1184	.446	0	0		390	467	.835	503	4.3	0	0	0	0	2521	21.4
2. James Blair	1979-83	4	119	877	1487	.590	0	0		515	721	.714	1019	8.6	175	294	59	274	2269	19.1
3. Greg O'Dell	1987-92	5	116	843	1799	.469	229	552	.415	293	408	.718	493	4.3	271	204	116	130	2208	19.0
4. Daddy Neal	1949-53	4	89	526	1153	.456	0	0		379	584	.649	1500	16.9	0	0	0	0	2078	23.3
5. Noah Dahلمان	2007-11	4	128	764	1276	.599	0	6	.000	485	693	.700	786	6.1	97	149	43	90	2013	15.7
6. Buddy Hayes	1962-66	4	110	444			0	0		316			771	7.0	0	0	0	0	1879	17.1
7. Ian Chadwick	1997-01	4	109	569	1430	.398	299	819	.365	352	451	.780	360	3.3	200	152	47	108	1789	16.4
8. Willie Pegram	1964-68	4	114	614			0	0		428			1161	10.2	0	0	0	0	1659	14.6
9. Wayne Rice	1983-87	4	113	663	1354	.490	0	0		233	342	.681	533	4.7	241	143	4	289	1593	14.1
10. Robert Mickle	1981-85	4	119	583	878	.664	0	0		408	616	.662	569	4.8	264	202	10	57	1572	13.2
11. Don Fowler	1953-57	4	76	472	1087	.434	0	0		388	569	.682	1200	15.8	0	0	0	0	1526	20.1
12. Jim Littlefield	1965-69	4	86	579			0	0		303			272	3.2	0	0	0	0	1459	16.9
13. Stephon Blanding	1986-90	4	109	573	1062	.54	1	4	.250	307	411	.747	1149	10.5	130	223	137	113	1454	13.3
14. Boyce Berry	1958-62	4	109			.400	0	0		106	164	.646	618	5.7	0	0	0	0	1412	13.0
15. Trap Hart	1956-59	4	101	286	587	.487	0	0		179	244	.734	628	6.2	0	0	0	0	1401	13.9
16. Ronnie Harris	1976-79	3	86	567	907	.625	0	0		236	347	.680	473	5.5	108	178	27	49	1370	15.9
17. Ralph Hanna	1972-76	4	110	530	1022	.519	0	0		298	468	.637	890	8.1	46	10	0	0	1358	12.3
18. Mike Lenzy	1999-03	4	116	441	994	.444	169	467	.362	282	375	.752	544	4.7	349	246	51	136	1333	11.5
19. Bill Barbee	1956-60	4	76	279	602	.465	0	0		210	244	.861	836	8.4	0	0	0	0	1303	13.2
20. Seth Chadwick	1993-97	4	102	436	1043	.418	251	636	.395	169	217	.779	339	3.3	167	145	47	94	1292	12.7
21. Lee Nixon	1999-03	4	109	451	1121	.402	143	453	.316	184	256	.719	286	2.6	207	211	17	104	1229	11.3
22. Doug Lowe	1973-75	2	65	452	965	.468	0	0		306	409	.748	101	1.6	302	0	0	0	1210	18.6
23. Junior Salters	2006-10	4	122	402	1055	.381	264	703	.376	128	176	.727	351	2.9	198	191	13	112	1196	9.8
24. Howard Wilkerson	2002-06	4	103	464	834	.556	27	88	.307	240	375	.640	690	6.7	191	225	61	137	1195	11.6
25. Sidney Thomas	1991-94	4	109	448	824	.544	0	3		297	531	.559	777	7.1	99	109	39	73	1193	10.9
26. Bob Waldrop	1958-63	4	101	114	250	.456	0	0		91	136	.669	1206	11.9	0	0	0	0	1192	11.8
27. Shane Nichols	2005-08	3	82	365	876	.417	66	167	.409	202	255	.792	149	1.8	107	118	7	63	1176	14.3
28. Mike Howard	1979-81	2	62	460	929	.495	0	0		244	309	.790	196	3.2	201	176	4	98	1164	18.8
29. Terry Gilyard	1993-97	4	103	431	846	.509	3	20	.150	231	321	.720	513	5.0	71	109	23	91	1096	10.6
30. David Murphy	1970-74	4	117	459	988	.465	0	0		171	265	.645	946	8.1	73	61	0	0	1089	9.3
31. Adrien Borders	2001-05	4	115	395	896	.441	84	266	.316	213	321	.664	236	2.1	241	248	21	116	1087	9.5
32. Collie Feemster	1974-76	2	61	458	938	.488	0	0		158	243	.650	405	6.6	0	0	0	0	1074	17.6
33. Matt Allen	1991-94	4	109	363	902	.402	85	272	.313	246	344	.715	309	2.8	136	199	39	110	1057	9.7
34. Jerome Hall	1987-92	5	111	411	749	.549	38	115	.330	172	229	.751	547	4.9	62	110	40	75	1033	9.3
35. Doug Murray	1970-72	3	65	402	900	.447	0	0		227	375	.605	823	12.7	0	0	0	0	1031	15.9
36. Drew Gibson	2004-08	4	112	319	837	.381	99	342	.289	290	393	.738	381	3.4	507	267	14	213	1027	9.2
37. Tyler Berg	2002-06	4	108	399	774	.516	3	13	.231	224	365	.614	565	5.2	61	182	69	68	1025	9.5
38. Tom Miller	1983-87	4	113	407	786	.518	5	16	.313	206	282	.730	326	2.9	147	154	18	100	1025	9.1
39. Twitty Carpenter	1954-58	4	46	418	1056	.396	0	0		189	287	.659	912	19.8	0	0	0	0	1025	22.3
40. Craig Templeton	1953-57	4	76	270	691	.391	0	0		276	377	.732	997	13.1	0	0	0	0	1013	13.3
41. James Moody	1976-80	4	95	430	1000	.430	0	0		150	259	.579	680	7.2	53	152	11	48	1010	10.6



Willie Pegram




Wayne Rice



Robert Mickle



Don Fowler



Jim Littlefield

Year	W	L	Pct	Pts	Opp	Year	W	L	Pct	Pts	Opp	Year	W	L	Pct	Pts	Opp
1915-16	8	4	.667			1947-48	18	6	.750	1430	1251	1979-80	7	25	.219	2475	2614
1916-17	5	3	.625			1948-49	11	8	.579	1154	1079	1980-81	19	12	.613	2167	2167
1917-18	9 games - No Records Available					1949-50	10	13	.435	1439	1553	1981-82	12	18	.400	2183	2375
1918-19	8 games - No Records Available					1950-51	14	8	.636	1708	1582	1982-83	14	15	.483	2166	2163
1919-20	3	5	.375			1951-52	17	7	.292	1942	1727	1983-84	11	17	.393	1998	1931
1920-21	8	8	.500			1952-53	14	9	.609	2660	1643	1984-85	21	11	.656	2424	2157
1921-22	No Records Available					1953-54	8	16	.333	1883	2123	1985-86	15	12	.556	2064	1948
1922-23	No Records Available					1954-55	15	12	.556	1761	2213	1986-87	17	10	.630	2202	2096
1923-24	No Records Available					1955-56	13	13	.500	2172	2002	1987-88	10	17	.370	1849	1976
1924-25	No Record--had a .500 Season					1956-57	10	15	.400	1877	1934	1988-89	17	11	.607	2208	2106
1925-26	11	9	.550	611	644	1957-58	13	10	.565	1779	1498	1989-90	17	11	.607	1967	2012
1926-27	8	5	.615	471	466	1958-59	10	14	.417	1715	1812	1990-91	16	12	.571	2145	2084
1927-28	No Records Available					1959-60	25	6	.806	2341	2169	1991-92	21	7	.750	2211	1996
1928-29	5	16	.238	432	719	1960-61	9	18	.333	1814	1984	1992-93	17	9	.654	2096	1938
1929-30	5	19	.208	465	786	1961-62	11	15	.423	1850	1910	1993-94	21	6	.778	2215	1997
1930-31	21 Game -No Records Available					1962-63	14	14	.500	2003	2015	1994-95	17	9	.654	2069	1984
1931-32	10	6	.625	434	406	1963-64	24	9	.727	2686	2447	1995-96	4	22	.154	1684	2276
1932-33	12	4	.750	557	429	1964-65	22	8	.733	2445	2156	1996-97	7	20	.259	1754	1988
1933-34	11	5	.688			1965-66	17	8	.680	1895	1798	1997-98	9	18	.333	1746	1892
1934-35	13	6	.684	750	577	1966-67	21	10	.677	2155	2008	1998-99	11	16	.407	1875	1912
1935-36	12	9	.571	674	635	1967-68	12	17	.414	1968	2147	1999-00	14	16	.467	2078	2184
1936-37	8	12	.400	661	645	1968-69	2	28	.067	1924	2416	2000-01	12	16	.429	1990	1928
1937-38	11	9	.550	673	714	1969-70	10	18	.357	2098	2231	2001-02	11	18	.379	1939	2002
1938-39	7	13	.350			1970-71	18	13	.581	2397	2336	2002-03	14	15	.483	2209	2142
1939-40	13	6	.684			1971-72	14	16	.467	2249	2349	2003-04	9	20	.310	2118	2266
1940-41	15	9	.652	1020	934	1972-73	12	15	.444	1837	1826	2004-05	14	14	.500	2040	1961
1941-42	10	14	.417	895	916	1973-74	19	14	.576	2582	2381	2005-06	11	18	.379	1947	1909
1942-43	9	5	.643	607	536	1974-75	22	11	.667	2523	2379	2006-07	10	20	.333	2129	2256
1943-44	No Records Available					1975-76	15	13	.536	2187	2163	2007-08	16	16	.500	2147	2136
1944-45	4	9	.308	454	625	1976-77	6	21	.222	1990	2238	2008-09	16	14	.533	2065	2070
1945-46	8	10	.444	689	720	1977-78	8	24	.250	2464	2823	2009-10	26	9	.743	2408	2134
1946-47	15	7	.682	1004	955	1978-79	14	17	.452	2275	2373	2010-11	21	13	.618	2502	2313

ALL-TIME COACHING RECORDS


Coach	Years	Yrs	W	L	Pct
Chalmers Daniel	1906-1908	3			
R.G. Bressler	1909	1			
L.J. Denning	1915-16	1	8	4	.667
Leslie Moser	1916-19	3	3	5	.375
J.P. "Rip" Major	1919-20, '21-26	6	15	12	.556
John F. Gorsuch	1920-21	1	8	8	.500
Capt. Lindsay	1926-27	1	8	5	.615
Charles Lutz	1927-30	3	10	35	.222
Jack Frost	1930-35	5	46	21	.687
Roy Robertson	1935-41	6	66	58	.516
Phil Dickens	1941-42	1	10	14	.417
Ted Petoskey	1942-46	4	21	24	.467
Joel Robertson	1946-58	12	157	124	.559
Gene Alexander	1958-77	19	283	265	.516
Wayne Earhardt	1977-85	8	106	139	.433
Richard Johnson	1985-2002	17	236	230	.506
Mike Young	2003-present	9	137	139	.498



Richard Johnson 1985-2002



Joel Robertson 1946-58



Gene Alexander 1958-77

HONORS AND AWARDS

NAIA HONORS

NAIA ALL-DISTRICT VI

1981-82	James Blair
1980-81	James Blair
	Mike Howard
1986-87	Matt Mayes
	Wayne Rice

ALL-DISTRICT 26

1962-63	George Lyons (second team)
1963-64	George Lyons (first team)
1964-65	George Lyons (first team)
1965-66	Buddy Hayes (second team)

NAIA DISTRICT VI COACH OF THE YEAR

1980-81	Wayne Earhardt
---------	----------------

ALL-STATE

1951-52	Ellerbe Neal (first team)
1952-53	Ellerbe Neal (first team)
1962-63	George Lyons (first team)
	Buddy Hayes (honorable mention)
1963-64	George Lyons (first team)
	Buddy Hayes (honorable mention)
1964-65	George Lyons (first team - unanimous)
	Buddy Hayes (first team)
1965-66	Buddy Hayes (first team)
1980-81	James Blair (second team)

LITTLE FOUR ALL-TOURNAMENT

1951-52	Gene Womble, Charlie Bryant
1952-53	Bill Moody, Dennis Mathis, Ellerbe Neal
1953-54	Dennis Mathis, Donnie Fowler, Harry Wallace, Paul Reinartz
1954-55	Dennis Mathis, Donnie Fowler, Harry Wallace, Craig Templeton
1955-56	Donnie Fowler, Ray Eubanks, Joe McDonnell, Twitty Carpenter
1956-57	Donnie Fowler, Trap Hart
1957-58	Trap Hart, Marshall Perkins
1958-59	Trap Hart, Marshall Perkins, Bill Barbee, Bill Bradford

NBA SELECTIONS

1953	Ellerbe "Daddy" Neal, Syracuse Nationals
1981	Mike Howard, Washington Bullets (8th round)

SOUTHERN CONFERENCE HONORS

ALL-SOUTHERN CONFERENCE TOURNAMENT

2000	Ian Chadwick (1st team)
2000	Starzee Walker (2nd team)
2001	Ian Chadwick (2nd team)
2008	Drew Gibson (2nd team)
2010	Noah Dahlman (1st team)
2010	Cameron Rundles (2nd team)
2010	Tim Johnson (2nd team)
2010	Jamar Diggs (3rd team)
2011	Noah Dahlman (1st team)
2011	Jamar Diggs (1st team)
2011	Cameron Rundles (1st team)

TOURNAMENT MOST VALUABLE PERFORMER

2010	Noah Dahlman
2011	Noah Dahlman

ALL-SOUTHERN CONFERENCE FRESHMAN TEAM

1997-98	Ian Chadwick
2001-02	Justin Stephens
2002-03	Tyler Berg
2006-07	Junior Salters
2008-09	Brad Loesing

SOUTHERN CONFERENCE PLAYER OF THE YEAR

2009-10	Noah Dahlman (coaches)
---------	------------------------

SOUTHERN CONFERENCE FRESHMAN OF THE YEAR

1997-98	Ian Chadwick (media and coaches)
---------	----------------------------------

SOUTHERN CONFERENCE COACH OF THE YEAR

2009-10	Mike Young (media and coaches)
---------	--------------------------------

ALL-SOUTHERN CONFERENCE TEAM (COACHES)

1998-99	Ian Chadwick (1st team)
1999-00	Ian Chadwick (1st team)
2000-01	Ian Chadwick (1st team)
2002-03	Mike Lenzly (1st team)
2005-06	Howard Wilkerson (1st team)
2007-08	Drew Gibson (1st team)
2008-09	Noah Dahlman (1st Team)
2009-10	Noah Dahlman (1st Team)
2009-10	Tim Johnson (1st Team)
2010-11	Noah Dahlman (1st Team)

ALL-SOUTHERN CONFERENCE TEAM (MEDIA)

1998-99	Ian Chadwick (1st team)
1999-00	Ian Chadwick (1st team)
2000-01	Ian Chadwick (1st team)
2000-01	Mike Lenzly (3rd team)
2001-02	Mike Lenzly (3rd team)
2002-03	Mike Lenzly (2nd team)
2002-03	Lee Nixon (3rd team)
2003-04	Howard Wilkerson (3rd team)
2004-05	Tyler Berg (2nd team)
2005-06	Howard Wilkerson (2nd team)
2005-06	Shane Nichols (3rd team)
2007-08	Drew Gibson (3rd Team)
2008-09	Junior Salters (3rd Team)
2008-09	Noah Dahlman (1st Team)
2009-10	Noah Dahlman (1st Team)
2009-10	Tim Johnson (3rd Team)
2009-10	Jamar Diggs (3rd Team)
2010-11	Noah Dahlman (1st Team)
2010-11	Tim Johnson (3rd Team)
2010-11	Cameron Rundles (3rd Team)



Noah Dahlman earned SoCon Tournament MVP honors in 2011



Noah Dahlman earned SoCon Tournament MVP honors in 2010

SOUTHERN CONFERENCE PLAYER OF THE WEEK

Week 4, 1998-99	Ian Chadwick
Week 4, 2000-01	Ian Chadwick
Week 12, 2000-01	Mike Lenzly
Week 2, 2002-03	Lee Nixon
Week 6, 2003-04	Howard Wilkerson
Feb. 22, 2004	Tyler Berg
Dec. 7, 2004	Howard Wilkerson
Dec. 14, 2004	Howard Wilkerson
Jan. 31, 2006	Shane Nichols
Feb. 21, 2006	Howard Wilkerson
Dec. 10, 2007	Drew Gibson
Feb. 24, 2009	Noah Dahlman
Dec. 1, 2009	Noah Dahlman
Dec. 22, 2009	Noah Dahlman
Dec. 7, 2010	Noah Dahlman
Feb. 1, 2011	Noah Dahlman

SOUTHERN CONFERENCE PLAYER OF THE MONTH

February 2005	Tyler Berg
November 2009	Noah Dahlman
January 2011	Noah Dahlman

ACADEMIC HONORS

COSIDA ACADEMIC ALL-DISTRICT

1981-82	Harold Jackson
1991-92	Greg O'Dell
2010-11	Brad Loesing

COSIDA ACADEMIC ALL-AMERICA

1991-92	Greg O'Dell (third team)
---------	--------------------------

NATIONAL HONORS

AP LITTLE ALL-AMERICA

1963-64	George Lyons (honorable mention)
1964-65	George Lyons (honorable mention)

AP ALL-AMERICA

2009-10	Noah Dahlman (honorable mention)
---------	----------------------------------

LOU HENSON MID-MAJOR ALL-AMERICA

2009-10	Noah Dahlman
---------	--------------

HUGH DURHAM NATIONAL COACH OF THE YEAR

2009-10	Mike Young
---------	------------

1908-09 (1-3)

21	South Carolina	13	A
	Columbia YMCA		A
31	College of Charleston	32	A
	Charleston YMCA		A

1912-1913

F10	23	Clemson	34	H
M9	13	Clemson	56	A

1913-1914

J25	10	Clemson	40	A
F14	23	Clemson	72	A
F4	22	Clemson	21	H

1914-1915

F5	47	Erskine	28	
F12	19	Clemson	17	A
F19	25	Clemson	23	H
F22	28	South Carolina	14	
F26	35	Newberry	26	H
M3	18	Newberry	37	A

1915-16 (8-4)

J12	21	South Carolina	19	A
F5	37	Clemson	28	H
F12	41	South Carolina	17	H
F13	50	Furman	12	H
	28	Presbyterian	29	
	28	Newberry	32	
	26	Erskine	29	
	34	Presbyterian	26	
	61	Erskine	19	
F21	46	Clemson	23	A
F22	45	Furman	24	H
	29	Newberry	32	

1916-17 (5-3)

	33	Presbyterian	29	
		Newberry (Won)		
J13	38	South Carolina	23	A
		Presbyterian (Won)		
F9	31	Clemson	36	H
	17	Newberry	20	
F21	44	South Carolina	28	H
F26	23	Clemson	37	A

1917-1918

9 games scheduled

F15	22	Clemson	50	A
F19	28	College of Charleston	22	H
F26	26	South Carolina	27	H
M4	11	South Carolina	45	A
	32	Newberry	28	

1918-19

8 games scheduled

J22	31	Clemson	34	A
F19	31	South Carolina	34	H
F25	24	South Carolina	18	A

1919-20 (3-5)

20 games scheduled but flu epidemic canceled most

J14	23	Georgia	47	H
J15	40	Clemson	39	A
	44	Presbyterian	36	
	17	Davidson	38	H
F24	33	South Carolina	20	H
	21	Newberry	22	
	26	Presbyterian	53	
	24	Elon	28	

1920-21 (8-8)

J12	29	Clemson	37	A
J14	20	Georgia Tech	18	H
	28	College of Charleston	8	
	16	Presbyterian	15	
F11	35	Florida	45	H
F12	25	South Carolina	21	H

	22	The Citadel	21	
	46	Furman	21	N
F19	18	South Carolina	11	A
	19	The Citadel	21	
	38	College of Charleston	12	
	11	Elon	30	
	25	N.C. State	43	
	30	Trinity	33	
	34	Davidson	35	
M5	16	Clemson	25	H

1921-22

(14 games scheduled)

J20	34	Georgia	43	H
F2	26	North Carolina	54	A
F9	27	College of Charleston	17	A
F11	20	South Carolina	22	A
F16	17	South Carolina	37	H
F24	18	South Carolina	34	N
F15	33	College of Charleston	11	H

1922-23

J13	22	Georgia	24	H
J18	24	South Carolina	21	H
J24	28	Georgia	45	H
F6	11	South Carolina	29	A
	25	Alabama	44	N

1923-24

J19	27	South Carolina	24	H
J31	23	South Carolina	29	A
F1	18	College of Charleston	17	A
F22	21	College of Charleston	14	H
F25	25	Howard	24	N

1924-25

F23	32	College of Charleston	20	A
F24	20	South Carolina	46	A

1925-26 (11-10)

D9	31	Spartanburg Athletic Club	26	
D28	30	Pacific Mills	35	
D29	30	Savanah Athletic Club	24	
D30	29	Waycross YMCA	37	
D31	31	Albany YMCA	51	
J1	30	Camp Benning	17	
J12	28	Salisbury YMCA	36	
J13	49	Durham YMCA	48	
J14	23	North Carolina	41	
J15	15	Elon	18	
J16	19	Davidson	32	
J22	30	Charleston YMCA	33	
F5	39	Newberry	34	
F6	26	Clemson	21	A
F17	30	Davidson	29	H
F18	50	Presbyterian	39	
F19	18	Newberry	32	
F20	33	The Citadel	28	A
F22	30	College of Charleston	25	A
F27	40	Presbyterian	38	
M3	19	Howard	26	N

1926-27 (8-5)

D27	28	Fort McPherson	27	
D28	51	Jewish Progress Club	33	
J7	29	Spartanburg Athletic Club	33	
J12	35	Clemson	17	A
J13	23	Georgia	61	
J22	51	Presbyterian	37	
J24	44	Spartanburg Athletic Club	34	
F4	35	Presbyterian	47	
F5	35	Newberry	25	H
F8	31	Newberry	44	A
F21	50	The Citadel	36	A
F22	33	College of Charleston	31	A
F25	26	The Citadel	41	H

1927-28

J7		Spartanburg YMCA	H	
J9		Lyman	A	
J10	21	Clemson	44	A

J13	39	College of Charleston	35	H
J17	30	South Carolina	37	A
J19		YMCA	H	
J24		Oglethorpe	H	
J25	26	Furman	49	A
J27		Newberry	H	
J30		Presbyterian	H	
F1		Davidson	A	
F2		Elon	A	
F3		Salisbury YMCA	A	
F14		The Citadel	H	
F17		Davidson	H	
F20	46	College of Charleston	40	A
F21		The Citadel	A	
F22		Parris Island	A	
F24		Wake Forest	N	
F25	27	Furman	40	H
F28		Presbyterian	A	

1928-29 (5-16)

J9	24	South Carolina	42	A
	28	Erskine	21	
	30	Davidson	46	A
	19	High Point	16	
	15	Guilford	31	
	26	Lenoir-Rhyne	37	
J19	12	Clemson	50	A
	14	High Point	26	
	27	Presbyterian	20	
J26	24	Furman	41	H
	18	Elon	27	
	20	Newberry	32	
	30	Erskine	47	
F12	18	Clemson	36	H
	27	Presbyterian	47	
F15	24	College of Charleston	19	
	18	The Citadel	32	
	27	Newberry	31	
	15	The Citadel	38	
F22	30	College of Charleston	22	
F26	26	Furman	58	A

1929-30 (5-19)

	18	Jewish Progressive Club	17	
	18	Fort Benning	39	
	18	Albany Athletic Club	39	
	17	Parris Island Marines	35	
	15	Jewish Athletic Club	22	
	24	Parris Island Marines	39	
	22	Lemoco Oil Co.	25	
	15	Davidson	29	H
	20	Presbyterian	14	
	26	College of Charleston	25	
	18	The Citadel	38	
J2	20	South Carolina	23	A
	20	Newberry	9	
J25	21	Clemson	51	A
	24	Newberry	17	
F1	16	Clemson	39	H
F8	8	Furman	42	A
	16	Erskine	60	
	21	The Citadel	45	

	26	Erskine	30	
	28	College of Charleston	30	
	31	Presbyterian	43	
F25	13	Furman	46	H
	10	Davidson	29	A
	13	Clemson	44	A

1930-31 (8-7)

D26		Jewish Progressive Club	A	
D27		Fort Benning	A	
D29		Hubbard Hardware	A	
D30		Atlanta YMCA	A	
J7	27	Erskine	20	H
J9	22	High Point	25	A
J10	24	Duke	43	A
J13	31	Presbyterian	24	H
J16	22	The Citadel	16	A
J17	27	College of Charleston	23	A
J19	37	Newberry	30	A
J24	38	Newberry	40	H
J28	14	Furman	26	H
J31	41	Atlanta YMCA	37	
F10	31	High Point	21	H
F12	24	College of Charleston	37	H
F14	32	The Citadel	28	H
F16	35	Erskine	25	A
F21	40	Presbyterian	30	A
F24	15	Furman	30	A

1931-32 (10-6)

J12	22	Presbyterian	20	A
J14	25	South Carolina	24	A
J15	31	College of Charleston	39	A
J16	20	The Citadel	22	A
J19	46	Erskine	19	H
J22	29	Newberry	22	H
J26	13	Furman	33	A
J28	28	Clemson	27	H
F8	26	Erskine	29	A
F10	26	College of Charleston	24	H
F13	22	The Citadel	14	H
F16	36	Newberry	28	A
F18	34	Presbyterian	25	H
F20	35	South Carolina	32	H
F23	23	Clemson	28	A
F27	18	Furman	20	H

1932-33 (12-4)

	37	Presbyterian	16	A
	40	U.S. Marines	33	A
	49	U.S. Marines	37	A
	44	College of Charleston	28	A
	30	The Citadel	29	A
J19	29	Furman	17	H
	25	Davidson (OT)	27	A
	27	Newberry	26	A
	38	Davidson	24	H
	41	Newberry	30	H
	45	College of Charleston	37	H
	33	The Citadel	24	H
	46	Presbyterian	10	H
F17	28	Clemson	31	H



The 1926 team was considered the State Champions.

HISTORY

F20	23	Clemson	26	A
F24	22	Furman	34	A
F29	29	Centenary	35	

1933-34 (11-5)

J9	33	South Carolina	44	A
J11	42	College of Charleston	26	A
J16	34	Clemson	25	A
J18	25	Furman	22	A
F2	29	Clemson	32	H
F14	54	College of Charleston	25	H
F27	19	Furman	33	H

1934-35 (13-6)

35	Davidson	40	A	
33	Duke	40		
37	N.C. State	33		
44	Erskine	20		
J11	47	Furman	31	H
J15	40	Clemson	51	H
J24	18	College of Charleston	43	
39	The Citadel	23		
J25	53	College of Charleston	27	
33	Davidson	31	H	
55	Presbyterian	32		
68	Newberry	24		
43	The Citadel	30		
F12	18	Clemson	32	A
43	Mercer	27		
50	Presbyterian	21		
F19	31	Furman	20	A
F16	25	South Carolina	31	H
38	Newberry	21		

1935-36 (12-9)

44	Charleston YMCA	32		
19	Wake Forest	25		
28	Duke	36		
36	Presbyterian	34		
J14	13	Clemson	37	A
J16	39	Furman	25	H
42	The Citadel	34		
J20	37	College of Charleston	28	A
29	Erskine	25	A	
30	Presbyterian	16		
37	Newberry	13		
40	The Citadel	39		
F12	32	South Carolina	45	A
F15	24	College of Charleston	28	H
F18	35	Furman	42	A
21	Wake Forest	25		
F22	31	South Carolina	19	H
F26	19	Clemson	20	H
41	Newberry	33		
41	Centenary	37		
36	Louisiana Tech	42		

1936-37 (8-12)

39	Jacksonville (Ind.)	32		
J5	31	Stetson	29	A
J6	29	Stetson	34	A
48	Newberry	19		
J14	31	Clemson	37	H
39	The Citadel	23		
J18	30	College of Charleston	33	A
33	Emory & Henry	45	A	
40	Erskine	37		
29	Erskine	25		
36	Presbyterian	37		
28	Presbyterian	24		
F11	34	Stetson	35	H
28	The Citadel	39		
28	Mexico City	30		
F18	42	College of Charleston	31	H
F23	26	Furman	30	
F28	27	Furman	35	A
F25	32	Clemson	33	H
31	Newberry	37		

1937-38 (11-9)

J4	26	University of Florida	37	
J5	27	Stetson	42	A

J6	28	Stetson	43	A
25	N.C. State	48		
47	Newberry	43		
30	Presbyterian	19		
J18	36	Clemson	60	A
45	College of Charleston	35	H	
33	The Citadel	31		
38	College of Charleston	27	A	
J29	34	Furman	26	H
F9	28	Stetson	42	H
F10	33	Stetson	31	H
35	Erskine	30		
24	Erskine	25		
35	The Citadel	39		
F19	34	Furman	26	A
43	Newberry	39		
24	Presbyterian	19		
F27	24	Clemson	52	H

1938-39 (7-13)

J16	28	Furman	29	A
J28	37	Clemson	62	A
F17	33	South Carolina	31	H
F18	54	Furman	32	H
F23	22	Clemson	29	H
F27	31	South Carolina	34	A
38	College of Charleston	29	H	
38	College of Charleston	28	A	

1939-40 (13-6)

J17	52	Furman	37	H
F2	45	Furman	49	A
31	College of Charleston	23	A	
42	College of Charleston	27	H	

1940-41 (15-9)

29	So. Bleachery	41		
43	Drayton Mill	41		
43	Victor Mill	29		
30	All-Stars	22		
J8	20	Furman	28	H
50	Newberry	40		
41	The Citadel	46		
34	College of Charleston	41	A	
52	Original Celtics	58		
38	Erskine	30		
35	Newberry	22		
49	Davidson	40	H	
44	Presbyterian	43		
46	Erskine	25		
52	College of Charleston	39	H	
47	Davidson	52	A	
F12	38	Stetson	35	H
F13	29	Stetson	34	H
62	Presbyterian	43		
F20	46	Furman	41	A
65	The Citadel	42		
F24	25	Stetson	45	
31	Stetson	52		
71	Rollins	45		

1941-42 (10-14)

48	Monarch Mill	35		
41	Monarch Mill	34		
69	Goodyear	33		
26	Drayton	33		
J7	31	South Carolina	37	A
44	Camp Croft Meds	20		
47	Celtics	52		
29	Presbyterian	44		
39	College of Charleston	47		
30	Erskine	31		
38	Newberry	30		
35	Drayton	53		
30	Camp Croft Meds	23		
58	Sptg. Clippers	26		
J31	57	Clemson	27	H
31	Davidson	37	H	
31	Presbyterian	56		
41	Erskine	40		
44	College of Charleston	32		
35	Davidson	49	A	

F23	34	Furman	42	H
37	Newberry	51		
F26	37	Furman	53	A
F27	22	Clemson	31	A

1942-43 (9-5)

33	Catawba	39		
42	High Point	28		
38	Presbyterian	37		
J20	45	Clemson	54	A
51	Erskine	24		
50	Commandos	28		
43	39th Battalion	28		
36	Presbyterian	56		
27	Davidson	59		
57	Camp Croft	37		
47	Catawba	43		
53	Camp Croft	37		
F20	47	Clemson	36	H
38	Davidson	40	A	

1943-44

No Team Due to World War II

1944-45 (4-9)

29	Davidson	41	H	
37	High Point	34		
32	Catawba	57		
32	Newberry	23		
J13	21	Clemson	54	H
37	Catawba	54		
J20	43	South Carolina	66	H
53	Davidson	40	A	
F3	31	Furman	49	A
F6	36	Clemson	68	A
F10	20	South Carolina	68	A
27	High Point	31		
F24	56	Furman	40	H

1945-46 (8-10)

25	Camp Croft	44		
55	Erskine	26		
52	Erskine	33		
31	Camp Croft	48		
J4	29	Furman	44	A
J8	21	Clemson	34	H
J17	25	Clemson	60	A
41	The Citadel	45		
37	College of Charleston	35		
F1	22	Furman	39	H
49	Davidson	51	H	
33	Davidson	38		
42	Presbyterian	34		
41	Newberry	38		
49	Presbyterian	25		
39	Newberry	40		
55	The Citadel	44		
43	College of Charleston	42		

1946-47 (15-7)

55	Erskine	32		
D14	50	Clemson	52	A
43	Newberry	36		
30	Davidson	55	H	
39	College of Charleston	49		
J6	40	Stetson	45	A
J7	38	Stetson	30	A
32	Lenoir-Rhyne	29		
38	Catawba	59		
64	Newberry	57		
44	Lenoir-Rhyne	40		
J21	40	Clemson	31	H
64	Presbyterian	63		
F4	45	Furman	43	A
F7	53	Stetson	30	H
F8	57	Stetson	43	H
23	Catawba	31		
F21	49	Furman	46	H
43	Erskine	26		
51	Presbyterian	47		
46	Davidson	74	A	
60	College of Charleston	37		

47	Delta State%	53	
% SIAA Tournament			

1947-48 (18-6)

62	Erskine	38		
72	Riddle	62		
D16	52	Clemson	46	H
66	Newberry	42		
55	College of Charleston	58		
59	Savannah	58		
J8	52	Stetson	42	A
J9	53	Stetson	49	A
J10	48	Florida State	45	A
35	Davidson	62	A	
J13	44	Clemson	59	A
63	Catawba	61		
F2	70	Stetson	50	A
79	Presbyterian	38	A	
F6	77	Florida State	38	A
59	Savannah	50		
70	Catawba	62		
F16	57	Furman	58	H
61	Erskine	60		
45	Davidson	60	H	
F23	54	Furman (OT)	60	A
74	College of Charleston	53		
55	Presbyterian	53		
74	Newberry	47		

1948-49 (11-8)

D10	70	Western Carolina	42	H
61	Davidson	53	H	
D14	44	Clemson	49	A
61	Newberry	40		
J5	65	Mercer (OT)	66	A
52	College of Charleston	46		
J11	59	Clemson	61	H
41	Catawba	64		
J14	54	Mercer	63	H
75	Oglethorpe	45		
73	College of Charleston	38		
64	Presbyterian	54		
56	Davidson	82	A	
51	Presbyterian	49		
69	Catawba	63		
65	Oglethorpe	60		
54	Newberry	56		
F19	81	Furman (OT)	91	A
F2	59	Furman	57	H

1949-50 (10-13)

53	Lenoir-Rhyne	61		
D7	61	Western Carolina	44	A
D12	57	Western Carolina	69	A
D13	52	Furman	61	H
68	Newberry	69		
46	Lenoir-Rhyne	61		
J5	64	Mercer	72	A
54	College of Charleston	62		
54	Catawba	67		
J14	62	Mercer	57	H
97	College of Charleston	62		
58	Presbyterian	57		
59	Presbyterian	63		
63	Catawba	54		
59	Erskine	77		
53	Newberry	51		
F20	71	Furman	65	A
62	Florida Southern	74		
68	Tampa	93		
F25	76	Stetson	60	A
67	Erskine	66	A	
65	Presbyterian%	64		
70	Erskine%	72		

% Little 4 Tournament

1950-51 (14-8)

73	Lenoir-Rhyne	66		
D12	66	Western Carolina	56	A
D13	77	Western Carolina	65	A
82	Lenoir-Rhyne	90		
J4	49	Mercer	69	A
J5	61	Georgia Teachers	83	
78	College of Charleston	53		

J12	65	Newberry	70
	80	Furman	71 A
J13	74	Mercer	69 H
	78	College of Charleston	51
	91	Presbyterian	88
	83	Presbyterian	91
	97	Piedmont College	62
F9	101	Georgia Teachers	83
F12	75	Western Carolina	61 H
	75	Erskine	77
	84	Newberry	62
F20	79	Furman	75 H
	74	Erskine	77
	72	Erskine%	61
	100	Presbyterian%	102

1951-52 (17-7)

D5	52	Florida	76
D12	73	Georgia Teachers	82
D13	77	Furman	88
	78	Lenoir-Rhyne	77
	96	Piedmont College	55
J4	70	Mercer	77 A
	78	College of Charleston	60
	87	Newberry	64
J12	89	Mercer	81 H
	77	Erskine	52
	84	Lenoir-Rhyne	67
	84	College of Charleston	59
	67	Presbyterian	66
	94	Erskine	61
	82	Piedmont College	52
	108	Presbyterian (30T)	104
	70	The Citadel	69
	71	Newberry	69
	85	The Citadel	74
J16	83	Western Carolina	84 H
J18	88	Western Carolina	67 H
F20	89	Furman (OT)	93 H
	84	Newberry%	66
	76	Presbyterian%	84

1952-53 (14-9)

D2	65	Tennessee	76 A
	74	Lenoir-Rhyne	82
	99	Piedmont College	51
D11	69	Georgia Teachers	79
	82	Lenoir-Rhyne	48
	82	Piedmont College	57
	88	Erskine	70
J8	59	Mercer	68 A
	85	The Citadel	71
	89	College of Charleston	67
	88	Newberry	46
J17	72	Mercer	85 H
	106	College of Charleston	57
	84	Presbyterian	77
	96	The Citadel	62
F7	88	Tennessee	91 H

	110	Erskine	98
	83	Newberry	37
	82	Presbyterian	84
F19	78	Furman	90 A
F26	78	Furman	104 A
	89	Newberry%	61
	106	Presbyterian%	82

% Little 4 Tournament

1953-54 (8-16)

D1	63	Tennessee	107 A
D5	72	Lenoir-Rhyne	77 H
D9	63	Florida	100 A
D12	88	High Point	83 H
D14	68	Lenoir-Rhyne	89 A
D15	85	South Carolina	96 A
J5	75	Erskine	102 H
J7	61	Mercer	72 A
J8	65	College of Charleston	60 A
J14	86	High Point	83 A
J16	71	South Carolina	86 H
J19	107	Newberry	59 H
J23	81	Mercer	79 H
J29	81	College of Charleston	68 H
J30	73	Presbyterian	91 A
F2	79	Belmont-Abbey	93 A
F6	83	Belmont-Abbey	97 H
F9	81	Erskine	98 A
F11	80	Newberry	64 A
F13	69	Presbyterian	99 H
F16	102	Furman	123 A
F23	73	Furman	117 H
F26	93	Presbyterian	91 H
F27	84	Erskine	92 H

1954-55 (15-12)

	81	Lenoir-Rhyne	106
D4	61	Florida	76
D6	75	Stetson	71 A
	70	Rollins	75
	92	Belmont Abbey	105
	89	Lenoir-Rhyne	76
D18	89	Georgia Teachers	93 N
	81	High Point	80
J6	71	Mercer	72 A
	100	College of Charleston	82
	81	Davidson	63 A
	84	High Point	94
	100	The Citadel	74
	81	Rollins	74
	90	Newberry	73
J22	96	Mercer	81 H
	89	College of Charleston	78
	74	Presbyterian	96
F4	92	Stetson	72 H
	89	Erskine	81
	93	Newberry	70
	85	Belmont Abbey	105
	77	Presbyterian	83
	94	The Citadel	72
	61	Erskine	78

99	Erskine%	89
87	Presbyterian%	94

% Little 4 Tournament

1955-56 (13-13)

D2	93	Catawba	85 H
D3	64	South Carolina	80 A
D5	66	Florida	85 A
D6	83	Stetson	90 A
D8	75	Georgia Teachers	93 A
D13	68	Furman	105 A
	81	Enka	66 H
J3	96	Davidson	67 H
J5	70	Mercer	77 A
J7	100	College of Charleston	66 A
J9	85	Georgia Teachers	94 H
J11	83	Erskine	84 H
J13	81	The Citadel	61 A
J16	88	Newberry	72 H
J21	86	Mercer	72 H
J31	74	Presbyterian	82 H
F4	85	Stetson	87 H
F6	93	Catawba	59 A
F8	78	Newberry	51 A
F11	74	Presbyterian	78 A
F13	106	College of Charleston	71 H
F18	102	The Citadel	67 H
F21	77	Davidson	73 A
F25	70	Erskine	75 A
M2	102	Presbyterian	103
M3	92	Newberry	59

1956-57 (10-15)

N30	70	Catawba	76 H
D1	55	South Carolina	99 A
D7	76	Elon	98 H
D10	89	Georgia Teachers	94 H
D15	69	Elon	87 A
	62	Greer "Rockets"	59
J4	87	Mercer	85 A
J5	63	Georgia Teachers	65 A
J9	62	Erskine	82 A
J12	64	Presbyterian	77 A
J15	84	Newberry	70 H
J19	103	Mercer	69 H
J26	71	South Carolina	90 H
J29	74	Furman	89 H
F1	87	College of Charleston	50 A
F2	74	The Citadel	86 A
F4	90	Catawba	91 A
F7	66	Newberry	72 A
F9	76	Presbyterian	70 H
F12	85	Davidson	75 H
F22	62	The Citadel	68 H
F23	95	Erskine	79 H
F26	79	Davidson	59 A
M1	45	Erskine%	61
M2	89	Presbyterian%	84

1957-58 (13-10)

D11	100	College of Charleston	54 H
D14	71	Georgia Teachers	61 H
	58	Davidson	67
J3	72	Mercer	78 A
J4	61	Georgia Teachers	59 A
J8	56	Erskine	46 H
J11	65	Newberry	83 A
J14	87	Pfeiffer	74 A
J18	96	Mercer	81 H
J25	98	Presbyterian	76 H
J28	83	East Tennessee State	76 H
F1	81	Appalachian State	94 A
F4	62	Newberry	75 H
F7	68	Furman	66 H
F8	72	Presbyterian	78 A
F11	112	College of Charleston	53 A
F14	106	Pfeiffer	70 H
F17	70	East Tennessee State	77 A
F21	64	Davidson	62 A
F22	72	Erskine	80 A
F25	86	Furman	89 A
F28	86	Presbyterian	70

M1	47	Erskine	63
----	----	---------	----

1958-59 (10-14)

D3	54	South Carolina	71 A
D6	67	Lenoir-Rhyne	90 A
D10	77	Elon	61 A
D11	52	Appalachian State	63 H
D15	75	Elon	70 H
J2	97	Guilford	65 N
J3	76	Appalachian State	77 A
J6	73	High Point	98 A
J8	67	Erskine	58 A
J10	76	Presbyterian	74 H
J24	75	Furman	81 H
J28	74	Belmont Abbey	84 A
J31	70	Newberry	76 A
F7	81	Newberry	80 H
F10	64	Lenoir-Rhyne	78 H
F12	93	High Point	84 H
F14	81	East Tennessee State	89 H
F17	71	Presbyterian	97 A
F19	64	East Tennessee State	88 A
F21	78	Erskine	60 H
F24	58	Belmont Abbey	72 H
F27	62	Newberry	61
F28	72	Presbyterian	61
M3	58	Western Carolina	74 A

1959-60 (25-6)

	80	Carson-Newman	71
	72	Lenoir-Rhyne	89
	77	Elon	63
	72	Elon	71
	78	Erskine	57
	64	Catawba	83
	78	Troy State	76
J1	67	Appalachian State	63
J2	67	Western Carolina	55
	74	Erskine	69
	66	Presbyterian	57
	62	East Tennessee State	63
	80	Carson-Newman	67
J16	70	Furman (20T)	69 A
	85	Piedmont	62
J30	64	Mercer	65 A
	82	Piedmont	67
	82	Newberry	75
	74	Lenoir-Rhyne	72
	63	East Tennessee State	76
F13	92	Mercer	63 H
	110	Presbyterian	71
	84	Newberry	67
	78	Erskine	62
	84	Presbyterian	65
	63	Newberry	55
	68	Catawba	59
	77	Appalachian State	66
	86	Oakland City ^	83
	82	Findlay ^	73
	60	Tennessee A&I ^	75

^ NAIA National Tournament

1960-61 (9-18)

	49	Lenoir-Rhyne	62
	75	Elon	70
	71	Elon	83
D10	53	Furman	80 H
D14	61	Stetson	75 A
	79	Tampa	86
	86	Lincoln Memorial	79
D30	68	Western Carolina	82
	80	Presbyterian	74
	46	Lenoir-Rhyne	66
	38	Erskine	52
	85	Presbyterian	68
	84	Pembroke State	66
	70	Piedmont	78
J16	65	Appalachian State	74 H
	62	Piedmont	59
	67	Newberry	80
F2	65	Davidson	72 A
	63	Newberry	89
	81	Pembroke	77



The 1952-53 team finished the season 14-9.

HISTORY



The 1959-60 team posted a 25-6 record and finished eighth in the NAIA national tournament.

65	East Tennessee State	88	F9	87	Pfeiffer	72	H		
65	Presbyterian	60	F12	87	Piedmont	62	H		
F16	51	Furman	77	A	F14	75	Newberry (OT)	69	A
62	Erskine	63	F16	97	Pembroke State	73	H		
79	East Tennessee State	82	F18	66	Lenoir-Rhyne	84	A		
62	Erskine	73	F20	50	Presbyterian	47	A		
82	Presbyterian	69	F22	80	Belmont-Abbey	62	H		

1961-62 (11-15)

D5	68	Furman	80	H	N30	69	East Tennessee State	84	A
61	Elon	77	D3	100	Elon	87	H		
88	Piedmont	64	D5	98	King	68	H		
D29	61	Western Carolina	62	N	D7	80	Furman	74	H
58	Lenoir-Rhyne	89	D9	89	Belmont-Abbey	71	A		
41	Lenoir-Rhyne	66	D11	68	Florida Southern	83	A		
78	Erskine	84	D13	75	Rollins	73	N		
75	Presbyterian	77	D14	78	Stetson	77	A		
J9	55	Davidson	74	H	D17	63	Tusculum	76	A
81	Pembroke	66	J4	79	Lenoir-Rhyne	95	A		
61	Erskine	70	J7	74	Elon	96	A		
96	East Tennessee State	93	J9	97	Newberry	69	N		
J26	77	Appalachian State	81	A	J10	83	Pembroke State	72	H
F27	55	Davidson	74	A	J11	81	Mercer	74	H
74	Piedmont	70	J13	80	Lenoir-Rhyne	73	H		
J31	84	Mercer (OT)	81	A	J14	71	Erskine	64	H
80	Appalachian State	63	J24	93	Tusculum	72	H		
108	Pembroke State	71	J25	73	Davidson	105	A		
72	Presbyterian	50	J28	78	Mercer	77	A		
65	Newberry	58	J29	82	Piedmont	54	A		
74	Lenoir-Rhyne	70	F1	87	Appalachian State	98	A		
F14	75	Mercer	70	H	F4	92	Newberry	85	A
75	Belmont-Abbey (OT)	88	F6	71	Erskine	75	A		
F17	69	Furman	95	A	F8	83	Belmont-Abbey	74	H
55	Presbyterian	57	F10	90	Appalachian State	70	H		
64	Erskine	80	F11	104	Piedmont	71	H		

1962-63 (14-14)

N28	86	Appalachian State	77	H	N27	95	Presbyterian	80	H
D1	62	Furman	90	A	N28	56	Erskine	60	H
D4	58	Davidson	77	A	D1	64	Elon	65	A
D5	65	Elon	67	H	D3	83	East Tennessee State	72	A
D8	68	King	79	A	D8	81	Belmont-Abbey	73	H
D10	69	Lenoir-Rhyne	68	H	D11	88	Tusculum	63	H
D15	63	East Tennessee State	86	A	D12	115	Piedmont	61	H
D17	66	UT-Martin	59	N	D14	115	Mercer	83	H
D18	63	Union	68	N	D16	73	Lenoir-Rhyne	85	A
J3	64	Appalachian State	67	A	D18	65	Tusculum	55	A
J5	74	Mercer	69	H	J1	92	Pfeiffer (OT)	87	N
J9	75	Elon	93	A	J2	62	Appalachian State	53	N
J11	60	Erskine	84	A	J5	92	Elon (OT)	84	H
J12	60	Presbyterian	64	H	J8	74	Pembroke State	64	A
J16	56	Davidson	66	H					
J26	57	Pfeiffer	63	A					
J29	81	Mercer	92	A					
J30	76	Piedmont	62	A					
F2	73	Newberry	63	H					
F5	85	Pembroke State	80	A					
F7	100	Erskine	72	H					

1964-65 (22-8)

N27	95	Presbyterian	80	H
N28	56	Erskine	60	H
D1	64	Elon	65	A
D3	83	East Tennessee State	72	A
D8	81	Belmont-Abbey	73	H
D11	88	Tusculum	63	H
D12	115	Piedmont	61	H
D14	115	Mercer	83	H
D16	73	Lenoir-Rhyne	85	A
D18	65	Tusculum	55	A
J1	92	Pfeiffer (OT)	87	N
J2	62	Appalachian State	53	N
J5	92	Elon (OT)	84	H
J8	74	Pembroke State	64	A

J12	85	Furman	98	A
J13	74	Erskine	70	A
J23	89	Newberry	52	N
J25	95	Lenoir-Rhyne	76	H
J27	94	Mercer	102	A
J28	86	Piedmont	71	A
F2	44	Newberry	32	H
F4	94	Erskine	74	H
F6	96	Belmont-Abbey	63	A
F13	69	Presbyterian	64	A
F15	89	Pembroke State	87	H
F16	72	Davidson	117	A
F18	78	Presbyterian	67	H
F20	92	Newberry	65	A
	69	Pembroke State	65	H
	64	High Point	68	N

1965-66 (17-8)

N26	54	Newberry	51	H
N27	65	Erskine	58	H
N30	73	Elon	97	H
D2	64	East Tennessee State	99	A
D3	66	Milligan	56	A
D7	79	Mars Hill	66	A
D11	92	Belmont-Abbey	55	H
D15	81	Lenoir-Rhyne	70	H
D31	84	Appalachian State	81	N
J1	93	Western Carolina	94	N
J4	69	Elon	79	A
J7	82	Pembroke State	62	H
J8	92	Tusculum	83	H
J12	66	Mercer	75	A
J28	70	Belmont-Abbey	93	A
J31	92	Mercer	73	H
F3	65	Erskine	63	H
F5	84	Tusculum	67	A
	97	Milligan	63	
F10	84	Pembroke State	68	A
F12	83	Piedmont	71	A
F15	102	Mars Hill	82	H
F17	56	Erskine	64	A
F19	74	Furman	79	A
F21	111	Piedmont	49	H
J18	75	Furman	78	H

1966-67 (21-10)

N25	86	Presbyterian	56	H
N26	45	Erskine	43	H
N29	77	Elon	63	H
D1	52	East Tennessee State	88	A
D2	87	Milligan	74	A
D6	75	The Citadel	84	A
D8	79	Georgetown (KY)	85	
D9	87	Western Carolina	86	
D10	82	Indiana Tech	76	
D12	77	Pembroke State	68	H
D13	60	Milligan	53	H
D15	61	Furman	63	H

J2	67	Newberry	59	H
J4	71	Elon	72	A
J7	71	Catawba	75	H
J9	104	Piedmont	71	H
J12	61	Pembroke State	70	A
J14	71	Lenoir-Rhyne	58	A
J31	63	Belmont-Abbey	52	A
F2	50	Erskine	43	A
F4	60	Presbyterian	51	A
F6	77	Mars Hill	72	A
F7	49	Presbyterian	51	H
F9	68	Piedmont	53	A
F14	75	Mars Hill	70	H
F16	53	Erskine	48	H
F21	73	Newberry	57	A
F22	64	Catawba	74	A
F25	77	Furman	67	A
F27	68	Belmont-Abbey	57	H
	65	Guilford	69	

1967-68 (12-17)

N24	69	Newberry	85	H
N25	50	Presbyterian	53	H
N29	55	Elon	59	A
D5	105	Mars Hill	84	H
D7	68	The Citadel	60	A
	73	East Tennessee State	88	N
	60	Shorter	71	N
	62	Appalachian State	90	
J3	61	Elon	66	H
J6	104	Milligan	89	H
J8	76	Catawba	90	A
J10	71	Furman	68	H
J17	53	Presbyterian	56	A
J20	87	Belmont-Abbey	77	A
J23	90	Mars Hill	72	A
J25	62	Lenoir-Rhyne	72	H
	75	Pembroke State	71	
	69	Lenoir-Rhyne	80	
F1	63	Erskine	57	H
F3	80	Milligan	83	A
F6	61	Catawba	84	H
F8	64	Pembroke State	81	A
F10	67	Georgia Tech	97	A
F12	101	Newberry	89	H
F15	51	Erskine	62	A
F17	77	Presbyterian	66	H
F21	81	Newberry	70	A
F24	57	Furman	62	A
F27	66	Belmont-Abbey	65	H

1968-69 (2-28)

N28	45	Erskine	85	H
N29	50	Presbyterian	53	H
D4	63	Elon	79	A
D6	82	Lander	72	H
D7	53	East Tennessee State	87	A
D10	59	Newberry	87	A
D27	68	Lenoir-Rhyne	104	A



The 1963-64 team went 24-9 and had a nine-game winning streak.

D28	63	Pembroke State	87	N
J5	84	College of Charleston	81	H
J6	85	The Citadel	102	A
J7	72	Baptist	103	A
J10	49	Lenoir-Rhyne	57	H
J13	65	Furman	100	H
J15	54	Presbyterian	75	H
J17	82	Mars Hill	100	A
J20	60	Elon	76	H
J23	55	Lenoir-Rhyne	90	A
J25	54	Pembroke State	60	H
J27	66	Newberry	67	H
J30	49	Erskine	70	A
F1	74	Belmont-Abbey	100	A
F4	72	College of Charleston	85	A
F6	78	Baptist	87	H
F8	60	Pembroke State	92	A
F10	72	Belmont-Abbey	87	H
F13	61	Erskine	70	H
F18	44	Lander	45	A
F20	89	Mars Hill	73	H
F22	71	Furman	90	A
F24	45	Presbyterian	52	A

1969-70 (10-18)

D1	69	Furman	93	A
D3	75	The Citadel	87	A
D5	83	Presbyterian	55	H
D6	83	Newberry	84	H
D8	82	Lander	77	A
D18	72	Dickenson	58	N
D19	63	Washington & Lee	71	A
J2	85	Gardner-Webb	116	N
J3	71	Campbell	79	N
J6	90	College of Charleston	84	A
J8	86	Furman	109	H
J10	63	Lenoir-Rhyne	84	A
J12	87	Mars Hill	75	H
J16	60	Presbyterian	69	A
J17	115	College of Charleston	86	H
J21	74	UNC-Asheville	97	H
J24	64	VMI	78	A
J26	59	Newberry	65	H
J29	58	Erskine	56	H
F3	62	Presbyterian	59	H
F4	74	Baptist	68	H
F9	71	Lenoir-Rhyne	76	H
F10	72	Baptist	94	A
F12	63	Erskine	70	A
F16	96	Lander	83	H
F18	87	Newberry	89	A
F20	71	Mars Hill	82	A
F21	63	UNC-Asheville	87	A

1970-71 (18-13)

N27	78	Newberry	65	H
N28	69	Presbyterian	86	H
D1	73	Furman	102	A
D3	62	The Citadel	82	A
D7	70	Lander	77	H
D9	59	Mars Hill	76	A
D28	60	Oglethorpe	58	N
D29	87	Paine	84	N
D30	79	Wisc.-Stevens Point	70	N
J4	64	Lenoir-Rhyne	55	H
J5	77	College of Charleston	67	H
J7	83	Lander	71	A
J9	110	PhibLant	91	H
J11	81	Baptist	85	A
J12	72	College of Charleston	67	A
J14	79	Presbyterian	87	H
J16	80	UNC-Asheville	81	A
J18	61	Lenoir-Rhyne	75	A
J19	115	Francis Marion	86	H
J21	86	Belmont-Abbey	68	H
J25	65	Newberry	76	A
J28	71	Erskine	63	A
F1	64	Baptist	65	H
F2	65	Presbyterian	73	A
F4	93	Mars Hill	88	H
F6	81	Francis Marion	64	A
F8	62	Furman	83	H
F9	75	Belmont-Abbey	66	A
F11	77	Erskine	71	H

F16	107	Newberry	74	H
F18	92	UNC-Asheville	80	H

1971-72 (14-16)

N26	93	College of Charleston	81	H
N27	92	Newberry	80	H
N29	90	Erskine	71	H
D1	95	Furman	100	A
D7	109	Francis Marion	86	H
D8	66	The Citadel	86	A
D10	89	Mars Hill	96	H
D11	59	Belmont-Abbey	73	A
D20	63	LaGrange	82	N
D21	93	Lock Haven	78	N
J3	63	Baptist	68	A
J4	65	College of Charleston	62	A
J10	76	Belmont-Abbey	70	H
J12	63	VMI	80	A
J15	64	Presbyterian (OT)	62	A
J18	74	Lander	73	A
J21	72	UNC-Asheville	86	H
J24	73	Newberry	84	A
J27	50	Erskine	69	H
J29	68	South Carolina State	96	H
F1	64	Presbyterian	54	H
F2	68	South Carolina State	78	A
F5	67	Francis Marion	65	A
F7	71	Baptist	69	H
F10	67	Erskine	102	A
F12	68	Mars Hill	74	A
F15	67	Newberry	71	H
F17	87	College of Charleston	77	H
F21	88	Lander	84	H
	85	UNC-Asheville	92	

1972-73 (12-15)

N21	103	Piedmont	60	A
N25	55	Lander	72	H
N27	70	Baptist	89	H
N29	57	Davidson	88	A
D1	54	Furman	91	A
D5	72	Francis Marion	58	H
D7	87	College of Charleston	75	A
J10	57	Baptist	69	H
J12	78	Presbyterian	61	H
J13	69	Voorhees	72	A
J16	36	Lander (OT)	39	H
J18	79	Piedmont	46	H
J20	64	Mars Hill	55	A
J22	75	Newberry	86	A
J25	66	Erskine	69	A
J28	51	South Carolina State	54	H
J29	75	Presbyterian	54	A
J31	56	South Carolina State	78	A
F4	71	Francis Marion	62	A
F6	42	Mars Hill	46	H
F8	66	Erskine	60	H
F15	90	Coll of Charleston (OT)	89	H
F20	53	Lander	60	A
F22	56	The Citadel	66	A
F23	68	Baptist	72	A
F26	83	Newberry	70	H
F27	104	Voorhees	85	H

1973-74 (19-14)

	92	North Georgia	96	
	83	Piedmont	67	
N26	89	Limestone	74	H
N28	62	Erskine (OT)	70	N
N29	91	Francis Marion	93	N
D3	66	Davidson	111	A
D6	57	Francis Marion	52	H
D27	57	Bluefield State	67	A
D28	78	Mansfield State	63	N
J5	72	Coll of Charleston (20T)	73	H
J7	92	Voorhees	76	A
J10	78	Limestone	74	A
J12	73	Presbyterian	75	A
J15	58	Lander	60	A
J17	109	Claffin	77	H
J19	74	Mars Hill (OT)	69	H
J21	85	Newberry	89	A
J22	99	Coker	65	A



The 1974-75 team posted a 22-11 record

J24	69	Erskine	59	H
J26	87	South Carolina State	74	H
J28	71	Presbyterian	78	H
J30	69	UNC-Asheville	73	H
F2	74	Francis Marion	69	A
F4	69	College of Charleston	87	A
F7	75	Erskine	84	A
F9	75	Claffin	61	A
F11	87	Coker	50	H
F12	96	Voorhees	73	H
F16	57	Mars Hill	63	A
F18	97	Piedmont	68	H
F19	85	Lander	61	H
F21	81	UNC-Asheville	66	A
F25	75	Newberry	64	H

1974-75 (22-11)

N18	82	Central Wesleyan	71	A
N20	82	North Georgia	73	A
N21	99	Piedmont	79	N
N26	58	Central Wesleyan	56	H
N29	55	College of Charleston	54	A
D3	69	Davidson	74	A
D5	70	College of Charleston	87	N
D11	91	Claffin	64	H
D20	77	Limestone	86	N
D21	97	Allen	81	N
J8	79	Limestone	71	A
J11	82	Presbyterian	72	H
J13	85	Lander	63	H
J15	69	Mars Hill	67	H
J17	74	Georgia Tech	75	A
J20	56	Newberry	53	A
J23	71	Erskine	62	H
J25	89	South Carolina State	100	A
J27	78	Presbyterian	74	A
J29	103	UNC-Asheville	82	H
F1	69	Francis Marion (OT)	75	A
F3	80	College of Charleston	78	H
F6	63	Erskine	61	A
F8	85	Claffin	81	A
F10	80	Baptist	69	H
F13	81	Limestone	78	H
F15	70	Mars Hill	75	A
F17	76	Lander	77	A
F20	65	UNC-Asheville	66	A
F22	73	Newberry	81	H
F24	88	Francis Marion	77	H
M4	69	College of Charleston	58	N
M5	58	Newberry	59	N

1975-76 (15-13)

N18	71	Central Wesleyan	70	A
N20	91	Piedmont	60	A
D1	81	Davidson	110	A
D4	80	North Georgia	55	H
D5	73	Piedmont	64	H
D9	79	UNC-Charlotte	107	A
D11	106	Claffin	91	H
J2	79	High Point	83	N
J3	58	Mars Hill	59	N

J14	76	Lander	92	A
J15	72	Limestone	79	H
J19	75	Newberry	90	A
J22	68	Erskine	62	A
J26	90	Presbyterian (20T)	87	A
J28	58	UNC-Asheville	67	A
J31	96	Francis Marion	86	H
F2	85	College of Charleston	64	H
F5	86	Erskine (40T)	89	H
F7	74	Central Wesleyan	63	H
F9	82	Baptist	77	A
F12	80	Limestone	69	A
F14	79	Francis Marion	64	A
F16	65	Lander	60	H
F18	75	UNC-Asheville	96	H
F21	74	Newberry	68	H
F23	75	Presbyterian	77	H
F25	84	College of Charleston	87	A
	75	Erskine	87	

1976-77 (6-21)

N18	84	Piedmont	90	A
N22	86	Claffin	84	A
N27	70	Davidson	93	A
N29	77	The Citadel	83	A
D2	79	Newberry	86	N
D3	75	Presbyterian	77	A
D4	78	Furman	100	A
D9	72	Central Wesleyan	90	H
D30	72	Gardner-Webb	103	A
D31	67	Milligan	94	N
D13	75	Limestone	59	A
J15	78	UNC-Asheville	88	H
J17	70	Newberry	79	A
J20	63	Erskine	64	A
J22	82	Lander (20T)	86	A
J26	74	UNC-Asheville	90	A
J29	68	College of Charleston	80	A
J31	37	Georgia Tech	81	A
F3	67	Erskine	72	H
F5	86	Central Wesleyan	92	A
F10	98	Limestone	88	H
F12	92	Piedmont	75	H
F14	79	Lander (OT)	93	H
F16	61	Presbyterian	60	A
	69	Presbyterian	68	H
F19	67	Newberry	96	H
F21	64	College of Charleston	67	H

1977-78 (8-24)

N17	83	Piedmont	93	A
N23	70	Gardner-Webb	95	H
N26	88	Davidson	106	A
N28	60	Furman	121	A
N30	79	Newberry	97	N
D1	49	Presbyterian	48	N
D5	59	The Citadel	88	A
D7	69	Appalachian State	120	A
D10	75	Claffin	80	H
D22	73	USC-Aiken	76	N
D23	75	Mars Hill (OT)	78	N

HISTORY

J6	88	Liberty	92 N
J7	79	Greensboro	68 N
J9	82	Piedmont	72 H
J12	91	Limestone	103 A
J14	100	Coker	85 H
J16	91	Newberry	107 A
J19	58	Erskine	77 H
J21	81	Lander	117 A
J23	80	Presbyterian	89 A
J25	72	College of Charleston	78 A
J28	69	Clafin	59 A
F2	72	Erskine	84 A
F4	74	Central Wesleyan	100 H
F6	75	UNC-Asheville	84 H
F9	102	Limestone	90 H
F11	83	Central Wesleyan	81 A
F15	83	Presbyterian	75 H
F18	60	Newberry	65 H
F20	79	College of Charleston	91 H
F25	99	UNC-Asheville	108 A
F27	66	Lander	96 H

1978-79 (14-17)

N16	71	USC-Spartanburg	69 A
N18	71	USC-Spartanburg	70 H
N20	73	Coker	54 A
N29	58	Erskine	54 N
N30	68	Newberry	79 N
D2	74	Davidson	110 A
D4	64	Coker	65 H
D7	76	Wingate	80 H
D16	68	The Citadel	92 A
D19	71	Furman	90 A
J5	77	Clafin	54 H
J6	65	Central Wesleyan	79 H
J10	88	Piedmont	60 H
J13	86	Piedmont	89 A
J15	50	Newberry (20T)	52 H
J18	61	Erskine	65 A
J20	64	Lander	58 H
J23	68	Presbyterian	72 A
J26	79	Baptist	72 A
J27	62	College of Charleston	77 A
F1	53	Erskine	62 H
F3	80	Central Wesleyan (OT)	82 A
F5	78	Winthrop	94 H
F8	100	Limestone	94 H
F10	71	Winthrop	89 A
F14	75	Presbyterian	73 H
F17	79	College of Charleston	76 H
F19	90	Newberry	89 A
F22	91	Limestone	84 A
F24	88	Clafin	73 H
F26	76	Lander	116 A

1979-80 (7-25)

N14	72	USC-Spartanburg	75 H
N17	67	Gardner-Webb	76 A
N19	107	Coker	66 A
N23	95	Allen (OT)	103 N
N24	108	Wingate (OT)	117 N
N28	77	Newberry	83 A
N29	59	Erskine	64 N
D1	78	Davidson	88 A
D4	63	Appalachian State	75 A
D8	95	Central Wesleyan	79 H
D15	79	The Citadel	90 A
D17	64	Georgia Tech	84 A
D22	56	South Carolina	78 A
J11	97	Limestone	84 N
J12	73	USC-Spartanburg	84 A
J14	71	Newberry	83 A
J17	75	Erskine	77 H
J19	72	Lander	85 A
J21	84	Lander	89 H
J23	95	Coker	69 H
J26	50	College of Charleston	72 A
J28	78	Baptist	53 A
J31	78	Winthrop	97 H
F2	79	Central Wesleyan	93 A
F5	73	Presbyterian	85 A
F7	93	Limestone	85 H
F9	72	Winthrop (OT)	75 A
F11	78	USC-Spartanburg	82 A

F14	79	Presbyterian	76 H
F18	67	Newberry	91 H
F21	79	Limestone	82 A
F23	62	Erskine	74 A

1980-81 (19-12)

N18	69	Francis Marion	63 A
N22	87	Central Wesleyan	82 H
N25	108	Coker	70 H
N28	60	Davidson	92 A
D1	83	Clafin	64 H
D3	69	Erskine	75 N
D4	74	Presbyterian	71 A
D8	71	UNC-Asheville (OT)	66 A
D11	70	USC-Spartanburg (20T)	69 A
D13	72	UNC-Asheville	70 H
D20	49	Georgia Tech	44 A
J9	122	Steed	72 H
J10	74	USC-Spartanburg	83 H
J15	66	Erskine	57 A
J17	55	Baptist	81 A
J19	66	Lander	70 H
J22	64	The Citadel	65 H
J24	89	Coker	71 A
J26	76	Newberry	72 H
J29	58	Lander	57 A
J31	76	Central Wesleyan	73 A
F2	64	Presbyterian	62 H
F5	86	Limestone	106 A
F7	64	Winthrop	74 A
F9	69	USC-Spartanburg	66 H
F12	71	Presbyterian	82 A
F14	52	Winthrop	53 H
F16	65	Newberry	74 A
F19	74	Limestone	56 H
F21	83	Erskine	70 H
51		Lander (OT)	52 A

1981-82 (12-18)

N17	63	Francis Marion	68 H
N20	53	UNC-Asheville	86 A
N23	107	Coker	96 A
N30	79	Furman	93 A
D2	84	Newberry	94 H
D3	75	Presbyterian	68 H
D5	84	Warren Wilson	58 H
D10	67	USC-Spartanburg	85 H
D12	76	Limestone	93 A
D21	64	East Tennessee State	91 A
J8	72	Central Wesleyan	70 N
J9	51	USC-Spartanburg	73 A
J11	66	Samford	82 A
J16	73	Bloomfield	64 H
J18	60	Lander	87 A
J21	64	UNC-Asheville	56 H
J23	97	Coker	81 H
J25	87	Newberry	101 A
J28	66	Lander	70 H
J30	59	Central Wesleyan	70 A
F1	77	Presbyterian	80 A
F4	66	Limestone	61 H
F6	65	Winthrop	63 H
F8	69	USC-Spartanburg	101 A
F11	79	Presbyterian	72 H
F13	64	Winthrop	86 A
F15	96	Newberry	85 H
F18	71	Central Wesleyan	70 H
F20	69	Erskine	93 A
F22	80	Erskine	98 H

1982-83 (14-15)

N15	81	Francis Marion	78 A
N18	86	Georgia College	66 H
N22	90	Coker	81 H
N29	72	Georgia Tech	116 A
D1	72	Erskine	67 A
D2	65	Presbyterian	73 N
D4	55	Warren Wilson	43 H
D9	72	USC-Spartanburg	77 A
D11	81	Limestone	84 H
D18	59	Jacksonville	97 A
J13	70	Erskine	87 A
J15	122	Columbia Bible	57 H

J17	57	Lander	73 H
J20	61	Francis Marion	60 H
J24	81	Winthrop	65 H
J27	52	Lander	54 A
J29	70	Central Wesleyan	67 H
J31	72	Presbyterian	74 H
F3	62	Limestone	59 A
F7	56	USC-Spartanburg	71 H
F10	87	Presbyterian	72 A
F12	65	Winthrop	74 A
F14	90	Newberry (OT)	81 H
F17	89	Central Wesleyan	94 A
F19	79	Erskine	83 H
102		Coker	82 A
F23	80	Georgia College	69 A
F26	62	Newberry	70 A
76		Francis Marion	89 A

1983-84 (11-17)

N14	135	Warren Wilson	46 H
N17	71	Limestone	83 A
N22	69	Coker	74 A
N26	67	Davidson	73 A
D1	57	Francis Marion	68 A
D5	86	Clafin	73 H
D8	61	USC-Spartanburg	65 H
D10	82	Georgia College	77 H
D30	55	Alvernia	40 N
J9	81	Newberry	85 A
J12	77	Erskine (20T)	73 H
J16	57	Lander	68 A
J19	44	Georgia Tech	78 A
J21	86	Coker	79 H
J23	76	Winthrop	92 A
J26	43	Lander	44 H
J28	68	Central Wesleyan	79 H
J30	51	Presbyterian	65 A
F1	69	Limestone	60 H
F4	74	Clafin	72 A
F6	70	USC-Spartanburg	83 A
F9	71	Presbyterian	78 H
F11	63	Winthrop	64 H
F13	70	Newberry	66 H
F16	76	Central Wesleyan (OT)	80 H
F18	80	Erskine	74 A
F22	77	Francis Marion	70 H
F25	82	Georgia College	90 A

1984-85 (21-11)

N13	78	Clafin	68 A
N16	88	Shorter	64 N
N17	96	Methodist	86 N
N19	96	Emory	50 H
N26	82	UNC-Charlotte	79 A
N29	66	Newberry	45 H
D1	56	Davidson	84 A
D8	94	Coker	65 A
D6	85	USC-Spartanburg	83 H
D29	92	Rollins	87 A
D30	83	Fla Instof Tech	80 A
J3	65	South Carolina	73 N
J7	70	Newberry	72 A
J10	69	Erskine	68 A
J12	71	Limestone	74 H
J14	76	Lander	84 A
J17	98	Central Wesleyan	56 H
J19	78	Presbyterian	86 A
J21	74	Winthrop	89 A
J24	89	Lander	70 H
J26	86	Coker	73 A
J28	40	Francis Marion	35 H
J31	61	Limestone	63 A
F2	87	Emory	63 A
F4	66	USC-Spartanburg	53 H
F9	62	Winthrop	55 H
F11	84	Central Wesleyan	71 A
F14	79	Clafin	35 H
F16	75	Erskine	59 H
F20	82	Francis Marion	83 A
F23	52	Presbyterian	58 H
F27	44	College of Charleston	46 A

1985-86 (15-12)

N14	99	Coker	90 H
N23	57	Davidson	72 A
N25	59	Kennesaw	57 A
N26	63	East Tennessee State	68 A
N30	82	UNC Greensboro	70 H
D4	78	Newberry	62 A
D5	74	Presbyterian	67 N
J3	85	UNC Charlotte	101 A
J8	72	Newberry	58 H
J9	64	Erskine	55 H
J11	65	Presbyterian	78 H
J13	100	USC-Spartanburg	102 A
J20	54	Lander	65 H
J23	56	Erskine	60 A
J25	84	Newberry	76 A
J27	91	Voorhees	86 H
J30	66	Presbyterian	74 A
F1	113	Morris	70 H
F3	87	USC-Aiken	67 A
F6	64	Francis Marion	63 H
F8	93	Coker	80 A
F10	76	Limestone	77 H
F13	47	College of Charleston	49 A
F15	64	USC-Spartanburg	73 H
F17	88	Central Wesleyan	68 A
F20	106	Allen	82 H
F22	77	Clafin	78 A

1986-87 (17-10)

N20	120	Morris	102 H
N22	97	Kennesaw	81 H
N25	69	USC-Spartanburg	82 H
D1	72	Piedmont	48 H
D3	69	Newberry	66 H
D4	75	Presbyterian	77 H
D6	74	Davidson	81 A
J5	73	USC-Aiken	71 H
J7	78	Furman	84 A
J10	89	Erskine	76 A
J12	87	Clafin	84 H
J15	63	Presbyterian	62 A
J19	67	Lander	59 A
J24	67	UNC-Charlotte	96 A
J26	97	Voorhees	90 A
J29	86	Presbyterian	77 H
J31	79	Morris	76 A
F5	74	Francis Marion	86 A
F7	98	Coker	77 H
F9	68	Limestone	73 A
F12	58	College of Charleston	62 H
F14	75	USC-Spartanburg	80 A
F18	109	Allen	103 A
F21	93	Newberry	63 H
F24	110	Erskine	85 H
F25	89	Central Wesleyan	74 H
F28	66	Presbyterian	81 A

1987-88 (10-17)

N24	89	Piedmont	64 H
N28	62	South Carolina	81 A
N30	61	Furman	84 A
D2	69	Presbyterian	80 N
D3	78	Erskine	79 N
J6	68	Davidson	87 A
J11	64	Newberry	80 A
J14	61	Presbyterian	82 A
J16	62	Armstrong State	74 H
J18	76	Pfeiffer	84 A
J21	67	Lander	76 H
J23	61	Central Wesleyan	62 A
J25	52	USC-Spartanburg	49 H
J28	55	College of Charleston	67 A
J30	63	USC-Aiken	57 H
F1	69	Erskine	75 H
F4	70	Clafin	67 A
F6	79	Francis Marion (OT)	72 A
F8	79	Armstrong State	78 A
F11	88	Morris	76 H
F13	94	Voorhees	79 A
F15	53	Coker	56 H
F18	67	Erskine	78 A
F22	74	Newberry	67 H
F25	64	Limestone	60 A

F27	60	Presbyterian	71	H
M5	64	Lander	91	A

1988-89 (17-11)

N19	100	Morris	85	H
N28	65	Virginia Tech	101	A
N30	68	Pembroke State	67	A
D3	71	Davidson	47	A
D5	70	Presbyterian	69	N
D6	61	Erskine	70	N
D10	107	Pfeiffer (20T)	105	H
J4	81	Eckerd	75	A
J6	53	Rollins	52	A
J7	72	Missouri-St. Louis	77	N
J12	86	Newberry	103	H
J14	57	UNC-Greensboro	63	A
J16	73	Presbyterian	66	H
J21	76	Piedmont	67	H
J23	116	Warren Wilson	71	H
J25	75	Belmont-Abbey	73	H
J28	92	Erskine	83	A
F1	76	Furman	87	A
F4	72	Randolph-Macon	76	H
F9	59	UNC-Greensboro	64	H
F11	84	Randolph-Macon	91	A
F13	88	Pembroke State	75	H
F16	95	Erskine	67	H
F20	92	Newberry	76	A
F22	65	East Tennessee State	93	A
F25	89	Presbyterian	96	A
F27	82	Allen	44	H
M1	83	Mars Hill	63	H

1989-90 (17-11)

N20	80	Piedmont	64	H
N25	55	Presbyterian	58	A
N27	52	Va. Commonwealth	71	A
N29	76	Pembroke State	70	H
D1	96	Fort Valley State	72	H
D2	58	Eckerd	68	H
D4	79	Lenoir-Rhyne	84	A
D8	66	Pembroke State	60	A
D9	72	Pfeiffer	70	A
J3	77	West Georgia	76	A
J8	65	Erskine	60	H
J9	62	Presbyterian	58	H
J11	79	Pfeiffer	65	H
J13	76	UNC-Greensboro	72	A
J15	58	Newberry	56	A
J18	65	Furman	86	A
J22	73	Alabama A&M	69	H
J27	67	Davidson	79	A
J29	70	Erskine	47	H
F2	75	Alabama A&M	94	A
F7	65	Western Carolina	72	A
F10	84	Erskine	78	A
F12	55	Presbyterian	72	H
F14	64	Appalachian State	71	A
F17	67	UNC-Greensboro	58	H
F19	70	Lenoir-Rhyne	72	H
F24	90	Queens	62	H
F26	71	Newberry	69	H

1990-91 (16-12)

N20	97	Piedmont	57	H
N27	77	Pembroke State	82	A
N30	93	Eckerd	78	H
D1	67	Pfeiffer	78	A
D3	53	Presbyterian	65	A
D5	50	East Tennessee State	92	A
D7	72	Rollins	66	H
D8	65	St. Leo	60	H
D19	74	Davidson	63	A
J7	92	Concord	97	H
J10	72	Queens	76	A
J14	67	USC-Aiken	65	A
J19	98	Erskine	78	H
J21	79	Lenoir-Rhyne	72	H
J26	76	UNC-Greensboro	72	A
J28	95	Alabama-Huntsville	84	H
J31	72	Presbyterian	70	H
F2	79	Pfeiffer	86	H
F4	68	Lenoir-Rhyne	73	A

F7	87	West Georgia	76	H
F9	92	Erskine	104	A
F11	82	Newberry	83	H
F13	62	Furman	75	A
F16	71	UNC-Greensboro	59	H
F18	54	USC-Aiken	57	H
F23	76	Alabama-Huntsville	66	A
F25	97	Newberry	84	A
F27	78	Queens	66	H

1991-92 (21-7)

N23	70	East Tennessee State	89	A
N25	82	Furman	81	A
D2	76	Lenoir-Rhyne	69	H
D4	81	Catawba	65	H
D7	72	Presbyterian	60	H
D16	79	Marshall (OT)	84	A
J3	107	Troy State	114	N
J4	62	Lake Superior State	71	N
J6	77	Eckerd	72	A
J9	77	Newberry	53	H
J11	75	Alabama-Huntsville	61	H
J13	59	Clemson	79	A
J15	69	Pembroke State	59	H
J18	74	Erskine	86	A
J20	62	Presbyterian (OT)	53	A
J23	105	Allen	48	H
J25	87	Queens	82	A
J27	82	Catawba	75	A
J29	91	Voorhees	64	H
F1	82	USC-Aiken	68	H
F3	80	Lenoir-Rhyne	75	A
F6	73	Newberry	66	A
F8	81	Erskine	74	H
F10	77	Belmont-Abbey (OT)	80	A
F15	82	Alabama-Huntsville	75	A
F17	78	USC-Aiken	65	A
F24	92	Belmont-Abbey	61	H
F27	79	Queens	67	H

1992-93 (17-9)

N24	88	Catawba	75	H
D1	76	East Tennessee State	87	A
D5	66	Presbyterian	71	A
D14	77	Alabama-Huntsville	82	A
J7	61	Savannah State	72	A
J9	78	Alabama-Huntsville	76	H
J11	85	Lenoir-Rhyne	75	H
J13	78	West Georgia	67	A
J16	65	Erskine	56	A
J18	68	Belmont-Abbey	56	H
J20	64	USC-Aiken	66	H
J23	105	West Georgia	92	H
J25	70	Presbyterian	82	H
J27	83	Catawba	77	A
J30	62	Queens	72	A
F1	77	Lenoir-Rhyne	80	A
F4	80	Erskine	60	H
F6	90	Longwood	80	H
F8	91	Newberry	69	A
F11	73	Pembroke State	71	A
F13	93	Newberry	77	H
F15	101	Gardner-Webb	73	H
F20	94	USC-Aiken	96	A
F22	77	Belmont-Abbey	72	A
F23	84	Savannah State	73	H
F27	83	Queens	81	H

1993-94 (21-6)

N20	93	N.C. Wesleyan	67	H
N29	68	Furman	63	A
N30	78	Elon	71	H
D4	77	East Tennessee State	106	A
D11	85	West Georgia	83	A
J3	76	Lenoir-Rhyne	63	H
J5	88	Columbus	72	H
J8	76	Presbyterian	70	H
J10	91	Elon (OT)	89	A
J12	82	Newberry	62	A
J15	86	King	75	A
J19	76	USC Aiken	61	H
J22	83	Erskine	70	H
J24	61	Lenoir-Rhyne	57	A

J28	67	Columbus	69	A
F2	76	West Georgia	89	H
F5	91	Piedmont	56	H
F7	81	Presbyterian (OT)	79	A
F10	83	Newberry	70	H
F12	92	Queens	106	A
F14	80	Erskine	76	A
F16	80	Pembroke State	58	H
F19	77	USC Aiken	89	A
F21	84	Belmont Abbey	48	H
F23	99	Belmont Abbey	64	A
F26	103	Queens	90	H
M8	82	Eckerd	94	H

1994-95 (17-9)

N19	60	Rollins	73	A
N22	83	Carson-Newman	75	H
N26	95	Univ. of the South	80	H
N28	76	Presbyterian	73	A
N30	63	Mars Hill	82	H
D3	55	Furman	69	A
D5	62	USC-Aiken	66	H
D7	77	Elon	68	H
D10	80	East Tennessee State	100	A
J2	90	USC-Aiken	74	A
J5	86	Elon	66	A
J7	68	King	64	H
J9	74	Gardner-Webb	72	H
J12	94	Newberry	76	H
J14	78	Erskine	63	A
J16	74	Lenoir-Rhyne	62	H
J21	85	Queens	66	H
J23	66	Presbyterian	49	H
J30	93	Carson-Newman	87	A
F1	77	Gardner-Webb	92	A
F4	100	Newberry	79	A
F6	77	Lenoir-Rhyne	90	A
F11	79	Queens	95	A
F18	97	Erskine	76	H
F20	92	Mars Hill	101	A
F25	88	Rollins	76	H

1995-96 (4-22)

N25	60	Missouri	86	A
N27	59	Vanderbilt	97	A
N30	60	North Carolina State	99	A
D2	58	Mercer	76	A
D4	58	East Carolina	68	H
D6	56	Mercer	68	H
D19	56	Auburn	73	A
J4	67	Western Carolina	92	A
J6	71	Army	74	A
J9	60	Chattanooga	86	H
J15	68	College of Charleston	79	H
J17	86	East Tennessee State	93	H
J20	99	Tusculum	70	H
J24	62	Campbell	78	A
J29	53	UNC-Asheville	82	A
J31	55	South Carolina	82	A
F3	66	VMI	80	A
F6	28	Clemson	84	H
F8	72	Western Carolina	84	H
F10	100	Emmanuel	80	H
F14	67	UNC-Asheville	76	H
F17	80	King	55	H
F19	60	East Carolina	79	A
F21	81	East Tennessee State	76	A
F26	55	Navy	73	A
F28	47	College of Charleston	83	A

1996-97 (7-20)

N22	49	Georgia Tech	74	A
N25	98	Tusculum	86	H
N27	55	Richmond	87	A
D2	41	South Carolina	64	A
D5	84	Montreat	59	H
D7	89	Navy	65	H
D17	68	East Tennessee State	72	A
D20	49	Clemson	89	A
J4	78	Western Carolina	93	A
J6	46	Chattanooga	83	A
J9	51	Western Carolina	71	H
J13	64	College of Charleston	88	H

J16	86	VMI	65	H
J18	71	King	70	H
J20	70	Campbell	84	H
J22	62	Furman (OT)	65	A
J25	60	East Tennessee State	67	H
J29	51	Wake Forest	68	A
F1	41	Tennessee	60	A
F8	86	Army	72	H
F10	75	Mercer	77	A
F13	61	Furman	66	H
F15	97	Mercer	72	H
F19	55	Richmond	65	H
F22	70	Air Force	93	A
F24	58	Colorado	65	A
M1	39	N.C. State	68	A

1997-98 (9-18, 6-8 SoCon)

N15	65	Chattanooga	82	A
N17	49	North Carolina State	71	A
N20	84	Montreat	50	H
N22	110	Tennessee Wesleyan	49	H
N25	51	Auburn	68	A
N29	76	Army	79	A
D1	64	Navy	80	A
D7	63	Tennessee	92	A
D14	65	Davidson	93	A
D17	51	Northwestern	68	A
J3	58	Georgia Tech	90	A
J5	55	Georgia Southern	48	H
J7	51	Air Force	59	H
J10	60	East Tennessee State	74	A
J12	54	Western Carolina	65	H
J17	70	Chattanooga	58	H
J19	61	Furman	70	A
J24	69	UNC Greensboro	65	H
J26	51	The Citadel	56	A
J28	69	Furman	55	H
F2	80	VMI	92	H
F7	52	UNLV	79	A
F11	71	Appalachian State	84	A
F14	60	Georgia Southern	57	A
F16	45	College of Charleston	79	A
F19	91	Toccoa Falls	63	H
F21	71	The Citadel	66	H

1998-99 (11-16, 8-8 SoCon)

N13	67	BYU	73	A
N16	75	Air Force	94	A
N19	81	Montreat	50	H
N23	42	South Carolina	91	A
N30	90	Toccoa Falls	49	H
D2	72	Army	64	H
D5	64	Navy	79	H
D15	51	Auburn	79	A
D16	63	Georgia Tech	76	A
J4	77	UNC Greensboro	65	A
J9	78	Chattanooga	71	H
J11	82	Appalachian State (OT)	86	H
J16	60	College of Charleston	79	A
J18	56	VMI	58	A
J20	65	North Carolina State	77	A
J23	75	Georgia Southern	65	A

HISTORY

D18	57	Texas	89	A
D20	65	William & Mary	80	A
D22	70	Georgia Tech	80	A
J5	51	Air Force	50	H
J8	75	Western Carolina	71	H
J10	64	College of Charleston	75	H
J15	82	Georgia Southern	66	H
J17	55	Furman	73	A
J20	62	Davidson	77	A
J22	71	Chattanooga	68	H
J25	87	The Citadel	64	A
J29	68	College of Charleston	76	A
J31	81	The Citadel	68	H
F3	76	UNC Greensboro	63	H
F7	83	VMI	69	H
F12	61	Appalachian State	84	A
F14	85	Furman	75	H
F19	51	Chattanooga	69	A
F21	77	Georgia Southern (OT)	80	A
F26	71	East Tennessee State	75	A
M2	81	VMI%	72	N
M3	65	Davidson%	64	N
M4	64	College of Charleston%	74	N

% SoCon Tournament at Greenville, SC

2000-01 (12-16, 7-9 SoCon)

N17	49	Georgia Tech	92	A
N21	48	South Carolina	74	A
N25	68	Guilford	50	H
N27	108	Toccoa Falls	56	H
N29	67	William & Mary	63	H
D2	57	Boston College	71	A
D7	64	Alabama	68	A
D9	105	Emmanuel	68	H
D16	74	Clemson	78	A
D18	95	Bryan	81	H
D21	53	Vanderbilt	75	A
J2	82	Georgia Southern	74	A
J6	62	Furman	70	H
J8	55	College of Charleston	56	H
J13	61	Chattanooga	74	A
J15	79	The Citadel	58	H
J20	62	College of Charleston	64	A
J22	56	UNC Greensboro	80	A
J27	77	Furman	70	A
J29	60	Georgia Southern	65	H
F3	62	The Citadel	64	A
F5	83	Davidson	73	H
F10	60	VMI	68	A
F13	105	Chattanooga	69	H
F17	86	Appalachian State	65	H
F19	90	Western Carolina	76	A
F24	65	East Tennessee State	66	H
M1	57	Davidson%	60	N

% SoCon Tournament at N. Charleston, SC

2001-02 (11-18, 5-11 SoCon)

N13	61	Memphis	88	A
N14	56	Sacramento State	46	N
N17	94	Toccoa Falls	42	H
N24	82	Clemson	85	A
N26	77	Florida A&M	72	H
N28	49	South Carolina	64	H
D2	46	Nebraska	65	A
D5	42	North Carolina State	80	A
D8	103	Emmanuel	64	H
D15	87	Virginia Intermont	59	H
D18	77	Reinhardt	55	H
D21	70	Georgia Tech	79	A
J2	66	College of Charleston	64	A
J5	59	Furman	49	H
J7	73	The Citadel (OT)	64	H
J12	61	College of Charleston	73	H
J14	77	Chattanooga	79	A
J19	73	Georgia Southern	86	A
J23	58	East Tennessee State	71	A
J26	76	UNC Greensboro	81	H
J30	61	Davidson	72	A
F2	78	VMI	68	H
F4	45	Chattanooga	70	H
F9	76	Georgia Southern	67	H
F11	69	Appalachian State	85	A
F16	48	Furman	55	A
F18	71	Western Carolina	77	H

F23	63	The Citadel	72	A
F28	41	UNC Greensboro%	70	N

% SoCon Tournament at N. Charleston, SC

2002-03 (14-15, 8-8 SoCon)

N22	63	Auburn	81	A
N24	72	Clemson	79	A
N26	80	Emmanuel	54	H
D2	79	Virginia Tech	77	A
D7	86	Virginia Intermont	56	H
D14	69	West Virginia	79	A
D16	59	South Carolina	70	A
D21	89	King	52	H
D29	71	North Carolina State	86	A
J2	65	Virginia	87	A
J6	79	College of Charleston	88	H
J11	60	Furman	59	A
J13	69	The Citadel	54	A
J18	68	College of Charleston	78	A
J20	79	Chattanooga	71	H
J25	61	East Tennessee State	81	H
J27	73	Georgia Southern	70	H
F1	79	UNC Greensboro	85	A
F3	98	Davidson	82	H
F8	94	VMI (OT)	93	A
F10	92	Chattanooga	83	A
F15	68	Georgia Southern	69	A
F18	72	Appalachian State	76	H
F19	114	Toccoa Falls	61	H
F22	66	Furman	69	H
F24	77	Western Carolina	86	A
M1	75	The Citadel	63	H
M5	77	UNC Greensboro%	73	N
M6	75	East Tennessee State%	80	N

% SoCon Tournament at N. Charleston, SC

2003-04 (9-20, 4-12 SoCon)

N21	70	Tennessee	81	A
N24	88	Emmanuel	42	H
N29	77	Clemson	84	A
D1	102	Toccoa Falls	42	H
D4	72	Texas	103	A
D13	79	Charleston Southern (OT)	73	H
D15	79	Western Carolina	93	H
D17	65	Florida A&M	90	A
D20	59	Vanderbilt	90	A
D29	64	Dayton	81	A
J4	70	Minnesota	82	A
J7	63	Georgia Southern	81	A
J10	99	Appalachian State (OT)	92	A
J14	63	Lynchburg	47	H
J17	83	Davidson	76	H
J19	73	Georgia Southern	82	H
J24	55	Furman	91	A
J28	54	East Tennessee State	76	A
J31	64	Elon	77	H
F2	62	College of Charleston	82	A
F7	78	The Citadel	68	A
F9	80	UNC Greensboro	85	H
F11	85	College of Charleston	76	H
F14	73	Furman	77	H
F18	63	Davidson	73	A
F23	65	The Citadel	68	H
F28	79	Chattanooga	90	A
M3	85	UNC Greensboro% (OT)	82	N

M4	69	Georgia Southern%	82	N
----	----	-------------------	----	---

% SoCon Tournament at N. Charleston, SC

2004-05 (14-14, 7-9 SoCon)

N20	64	Miami	67	A
N22	90	Milligan	64	H
N27	90	Bluefield	66	H
N29	67	Tennessee	73	A
D1	81	Jacksonville State	76	H
D5	85	Auburn	78	A
D8	99	Toccoa Falls	44	H
D11	75	Appalachian State	66	H
D18	84	Charleston Southern	65	A
D19	89	Georgia (OT)	93	A
D31	44	South Carolina	76	A
J3	74	Erskine	36	H
J5	44	UNC Greensboro	61	A
J8	77	College of Charleston	81	A
J15	64	Chattanooga	88	H
J17	74	The Citadel	76	H
J22	75	Western Carolina	80	A
J24	76	Georgia Southern	79	A
J31	73	The Citadel	63	A
F5	68	East Tennessee State	64	H
F7	66	Davidson	70	H
F12	58	Furman	75	A
F14	75	Elon	63	A
F17	87	Coll of Charleston (OT)	83	H
F19	77	Furman	70	H
F21	81	Georgia Southern (OT)	79	H
F26	45	Davidson	61	A
M2	58	Elon%	64	N

% SoCon Tournament at Chattanooga

2005-06 (11-18, 6-9 SoCon)

N12	73	Fairleigh Dickinson	62	N
N13	41	West Virginia	61	A
N19	75	Purdue	82	A
N21	81	Toccoa Falls	15	H
N26	68	East Carolina (OT)	70	A
N30	62	East Carolina	66	H
D3	91	Virginia-Wise	46	H
D6	60	Clemson	62	A
D10	40	Miami	71	A
D17	43	South Carolina	73	A
D19	86	Union, Ky	56	H
D30	71	Notre Dame	74	A
J2	60	King College	40	H
J4	61	Elon	64	H
J7	62	Davidson	80	A
J9	52	Furman	83	H
J14	75	Georgia Southern	91	A
J16	67	The Citadel	52	A
J21	58	Coll of Charleston	66	H
J28	76	Western Carolina	57	H
J30	84	UNC Greensboro (OT)	78	H
F2	60	Appalachian State	59	A
F6	71	Chattanooga	82	A
F11	84	Davidson	71	H
F13	59	Furman	67	A
F18	78	Georgia Southern	62	H
F22	64	Coll of Charleston	69	A
F25	80	The Citadel (OT)	84	H
M2	65	Appalachian State %	66	N

% SoCon Tournament at N. Charleston, SC

2006-07 (10-20, 5-13 SoCon)

N10	88	NC State	92	A
N14	74	Erskine	58	H
N16	96	Union (Ky.)	84	H
N18	82	Jacksonville State	80	A
N21	91	Cincinnati	90	A
N25	74	James Msdison	78	A
N27	54	UNC Greensboro	77	A
N29	75	Western Carolina	81	H
D2	49	Michigan	83	A
D5	66	Clemson	90	A
D16	76	Auburn	86	A
D20	69	Elon	79	A
D31	62	Charlotte	83	A
J3	94	West Virginia Wesleyan	60	H
J6	71	The Citadel	74	H
J8	78	Georgia Southern	83	A
J13	78	Davidson	83	H
J15	65	Furman	68	A
J20	66	Chattanooga	63	H
J22	75	College of Charleston	77	A
J29	77	Western Carolina (OT)	74	A
F3	71	Elon	64	H
F5	80	UNC Greensboro (OT)	75	H
F10	52	Appalachian State	72	A
F12	49	The Citadel	61	A
F17	58	College of Charleston	71	H
F19	73	Davidson	80	A
F22	46	Georgia Southern	68	H
F25	76	Furman	67	H
F28	55	Chattanooga%	64	N

% SoCon Tournament at N. Charleston, SC

2007-08 (16-16, 8-12 SoCon)

N9	45	Arkansas	67	A
N13	80	Lees-McRae	38	H
N24	83	Virginia-Wise	62	H
N26	85	Toccoa Falls	35	H
D3	43	Wisconsin	70	A
D8	66	UNC Greensboro	65	H
D15	57	Elon	66	A
D17	73	Alabama	80	A
D19	69	Purdue	66	A
D22	63	Texas Southern	56	N
D23	70	Bethune-Cookman	59	N
J3	78	Chattanooga	85	H
J5	81	West Virginia Wesleyan	61	H
J10	49	Appalachian State	52	H
J12	50	Davidson	85	H
J17	60	College of Charleston	70	A
J19	80	The Citadel	76	A
J24	86	Georgia Southern	79	A
J26	83	Western Carolina	73	H
J28	67	College of Charleston	66	H
J30	65	Davidson	78	A
F2	75	Furman	42	H
F7	59	UNC Greensboro	56	A
F9	67	Elon (OT)	70	H
F11	55	Appalachian State	83	A
F14	66	Georgia Southern	77	H
F18	61	Furman	67	A
F23	76	Chattanooga	82	A
F28	57	Western Carolina	62	A
M1	91	Citadel	77	H
M7	58	Western Carolina %	49	N



The 2009-10 team won the Southern Conference Championship and competed in the NCAA Tournament

M8 49 Davidson % 82 N
 % SoCon Tournament at N. Charleston, SC

2008-09 (16-14, 12-8 SoCon)

N16 49 Dayton 52 A
 N19 40 Clemson 93 A
 N22 75 Texas-Pan American 70 N
 N23 74 Air Force 61 A
 N25 74 UNC Asheville 61 H
 D6 77 Appalachian State 82 H
 D17 82 Union College (Ky.) 41 H
 D20 73 Georgia (OT) 74 A
 J2 70 Navy 75 A
 J5 61 South Carolina 78 A
 J8 69 Chattanooga 66 A
 J10 60 Samford 51 A
 J15 63 College of Charleston 65 H
 J17 66 The Citadel 63 H
 J22 53 Georgia Southern 74 A
 J24 56 Davidson 79 A
 J26 74 Elon (OT) 71 H
 J29 74 Appalachian State 68 A
 J31 65 Western Carolina 77 A
 F5 77 Chattanooga 84 H
 F7 74 Samford 61 H
 F9 69 UNC Greensboro 57 A
 F12 61 Davidson 78 H
 F14 82 Georgia Southern 75 H
 F21 85 Furman (OT) 82 A
 F23 81 Western Carolina 66 H
 F26 84 College of Charleston 86 A
 F28 62 The Citadel 55 A
 M2 80 Furman 55 H
 M6 55 Elon % 62 N
 % SoCon Tournament at Chattanooga, Tennessee

2009-10 (26-9, 15-4 SoCon)

SOUTHERN CONFERENCE CHAMPIONS

NCAA TOURNAMENT

N13 60 Pittsburgh 63 A
 N17 60 Georgia 57 A
 N19 81 Lees-McRae 39 H
 N22 54 Bradley 56 A
 N24 64 Illinois 78 A
 N27 81 Southern 66 N
 N28 84 Seattle 83 N
 D2 67 Western Carolina 72 A
 D4 60 Michigan State 72 A
 D7 76 Appalachian State 77 H
 D12 73 Navy 62 H
 D19 68 South Carolina 61 H
 D21 68 UNC Asheville 42 A
 D29 66 Kent State 73 N
 D30 80 Santa Clara 72 A
 J7 79 UNC Greensboro 62 A
 J9 72 Elon 55 A
 J14 71 Georgia Southern 57 H
 J16 68 Davidson 62 H
 J21 44 The Citadel 42 A
 J22 68 College of Charleston 70 A

J25 78 Chattanooga 63 H
 J30 57 Furman 46 H
 F3 72 Elon 56 H
 F6 77 UNC Greensboro 59 H
 F10 76 Furman 65 A
 F13 59 Samford 54 A
 F17 73 Davidson 51 A
 F20 82 Georgia Southern (OT) 76 A
 F25 74 College of Charleston 68 H
 F27 75 The Citadel 66 H
 M6 59 UNC Greensboro % 47 N
 M7 77 Western Carolina % 58 N
 M8 56 Appalachian State % 51 N
 M19 49 Wisconsin \$ 53 N
 % SoCon Tournament at Charlotte
 \$ NCAA Tournament at Jacksonville

2010-11 (21-13, 14-4 SoCon)

SOUTHERN CONFERENCE CHAMPIONS

NCAA TOURNAMENT

N12 55 Minnesota 69 A
 N15 70 Clemson 78 A
 N18 79 USC Upstate @ 61 N
 N19 59 Georgetown @ 74 N
 N21 82 George Mason (OT) @ 79 N
 N24 66 Air Force (OT) 72 H
 N27 90 Xavier (3 OT) 94 A
 D2 92 UNC Greensboro 70 H
 D4 75 Elon 69 A
 D11 53 South Carolina 64 A
 D18 79 High Point 65 H
 D29 66 VCU 75 A
 D30 80 Cornell 86 N
 J6 78 The Citadel 60 H
 J8 73 College of Charleston 77 H
 J12 74 Georgia Southern 65 A
 J15 69 Davidson 64 A
 J20 88 Chattanooga 56 H
 J22 81 Samford 43 H
 J24 68 Furman (OT) 73 H
 J27 74 Appalachian State 65 A
 J29 75 Western Carolina 66 H
 F3 54 College of Charleston 79 A
 F5 74 The Citadel 60 A
 F9 58 Davidson 67 H
 F12 69 Georgia Southern 61 H
 F16 81 Samford 68 A
 F19 66 Ball State 61 H
 F23 97 Chattanooga 58 A
 F26 79 Furman 65 A
 M5 69 Appalachian State % 56 N
 M6 86 Western Carolina % 72 N
 M7 77 College of Charleston % 67 N
 M17 66 BYU \$ 74 N

@ Charleston Classic, Charleston, SC
 % SoCon Tournament at Chattanooga, Tennessee
 \$ NCAA Tournament at Denver, Colorado

ALL-TIME CAPTAINS

1909 H.C. Raysor
 1928-29 Perrin Dargan
 1932-33 Albert Bullington
 1946-47 Charlie Seay
 1947-48 Charlie Seay
 1948-49 Wally Dean
 1949-50 Wally Dean
 1950-51 Fred Powers
 1951-52 Bill Moody
 1952-53 Bill Moody
 1953-54 Dennis Mathis
 1954-55 Paul Reinartz
 1955-56 Dennis Mathis, Don Fowler
 1956-57 Don Fowler
 1957-58 Robert Jenkins, Marshall Perkins
 1958-59 Marshall Perkins
 1959-60 Trap Hart
 1960-61 Boyce Berry, Bob Waldrop
 1961-62 Charlie Cluff
 1962-63 Bob Waldrop
 1963-64 George Lyons
 1964-65 Orville Crabtree
 1965-66 Buddy Hayes
 1966-67 Game Captains
 1967-68 Willie Pegram
 1968-69 Jimmy Littlefield
 1969-70 Tom Nagle
 1970-71 Tom Nagle, Zeke Bateman
 1971-72 Mike Trigg
 1972-73 Mike Trigg
 1973-74 David Murphy
 1974-75 Doug Lowe
 1975-76 Ralph Hanna, Collie Feemster
 1976-77 Mike Kane, Chris Littlejohn
 1977-78 Chuck Bagwell, Bob Cross
 1978-79 Bob Cross, Chuck Bagwell
 1979-80 Bob Cross, James Moody
 1980-81 Mike Howard, Bob Heil
 1981-82 Ron Carr, Reggie Boone, Mike Jackson
 1982-83 Kevin Gainey, Harold Jackson, James Blair
 1983-84 Brad Eppley
 1984-85 Robert Mickle, Dennis Belcher
 1985-86 Dwayne Harris, John Matthews, David Nelson, Mike Beardsley
 1986-87 Matt Mayes, Tom Miller, Wayne Rice, Antoine Saunders
 1987-88 Stephon Blanding, Donald Nance, Buddy Saunders
 1988-89 Donald Nance, Buddy Saunders, Stephon Blanding, Steve Tomasovich
 1989-90 Donald Nance, Buddy Saunders, Stephon Blanding, Steve Tomasovich
 1990-91 Jerome Hall, Stephen Jobe, Greg O'Dell, Sidney Thomas
 1991-92 Jerome Hall, Greg O'Dell, Sidney Thomas
 1992-93 Mario Harper, Leroy Jackson, Sidney Thomas, Brad Painter
 1993-94 Matt Allen, Matt Forness, John McGinnis, Sidney Thomas
 1994-95 Scott Duke, Brody Ledford, Two Morton
 1995-96 Jon Dillon, Joey Malone
 1996-97 Chris Arp, Jay Bailey, Seth Chadwick, Terrence Gilyard, John Hawkins
 1997-98 McCarthy Crenshaw, Natter Miller
 1998-99 Donald Davis, Alfred Forbes
 1999-00 Rashane DeLoach, Starzee Walker
 2000-01 Brandon Boyce, Ian Chadwick, Jon Pryor, Bishop Ravenel, Terential White
 2001-02 Kenny Hastic
 2002-03 Mike Lenzly, Lee Nixon, Grant Sterley
 2003-04 David Eaton
 2004-05 Adrien Borders, Sam Daniels, Justin Stephens, Jeff Tarr, Greg Taylor
 2005-06 Tyler Berg, Byron Fields, Howard Wilkerson
 2006-07 Eric Marshall, Matt O'Connor, Adam Sheehan
 2007-08 Drew Gibson and Shane Nichols
 2008-09 Matt Estep and Marcus Jackson
 2009-10 Corey Godzinski and Junior Salters
 2010-11 Noah Dahliman, Tim Johnson

SOCON RESULTS

Year	W	L	Pct	Rank
1997-98	6	8	.429	T-Second, South
1998-99	8	8	.500	Third, South
1999-00	8	8	.500	Third, South
2000-01	7	9	.438	Fifth, South
2001-02	5	11	.312	Sixth, South
2002-03	8	8	.500	T-Third, South
2003-04	4	12	.250	Fifth, South
2004-05	7	9	.438	Fifth, South
2005-06	6	9	.400	Fifth, South
2006-07	5	13	.277	Fifth, South
2007-08	8	12	.400	Fourth, South
2008-09	12	8	.600	Fourth, South
2009-10	15	3	.833	First, South
2010-11	14	4	.778	T-First, South
TOTALS	113	122	.480	



The Southern Conference, which began its 91st season of intercollegiate competition in 2011, is a national leader in emphasizing the development of the student-athlete and in helping to build lifelong leaders and role models.

The Southern Conference has been on the forefront of innovation and originality in developing creative solutions to address issues facing intercollegiate athletics. From establishing the first conference basketball tournament (1921), tackling the issue of freshmen eligibility (1922), developing women's championships (1984), to becoming the first conference to install the three-point goal in basketball (1980), the Southern Conference has been a pioneer.

The Southern Conference is the nation's fifth-oldest NCAA Division I collegiate athletic association. Only the Big Ten (1896), the Missouri Valley (1907), the Pacific 10 (1915) and the Southwestern Athletic (1920) conferences are older in terms of origination.

Academic excellence has been a major part of the Southern Conference's tradition. Hundreds of Southern Conference student-athletes have been recognized on Capital One Academic All-America and all-district teams. A total of 19 Rhodes Scholarship winners have been selected from conference institutions.

The Conference currently consists of 12 members in five

states throughout the Southeast and sponsors 19 varsity sports and championships that produce participants for NCAA Division I Championships.

The Southern Conference offices are located in the historic Beaumont Mill in Spartanburg, S.C. A textile mill that was in operation from 1880 until 1999, Beaumont Mill was renovated in 2004 and offers the league meeting areas and offices as well as a library for storage of historical documents.

MEMBERSHIP HISTORY

On Feb. 25, 1921, representatives from 14 of the Southern Intercollegiate Athletic Association's (SIAA) 30 members met at Atlanta's Piedmont Hotel to establish the Southern Intercollegiate Conference. On hand at the inaugural meeting were officials from Alabama, Alabama Polytechnic Institute (Auburn), Clemson, Georgia, Georgia School of Technology (Georgia Tech), Kentucky, Maryland, Mississippi A&M (Mississippi State), North Carolina, North Carolina State, Tennessee, Virginia, Virginia Polytechnic Institute (Virginia Tech) and Washington & Lee.

Dr. S.V. Sanford of Georgia was chosen as acting chairman and N.W. Dougherty of Tennessee was named secretary. The decision to form a new athletic conference was motivated by the desire to have a workable number of conference games for each



league member. With 30 schools in the SIAA by the early 1920s, it was impossible to play every school at least once during the regular season and many schools went several years between playing some conference members. In addition, in 1920, the SIAA voted down proposed rules that an athlete must be in a college a year before playing on its teams and refused to abolish a rule permitting athletes to play summer baseball for money.

Play began in the fall of 1921 and a year later, six more schools joined the fledgling league including Tulane (which had attended the inaugural meeting but had elected not to join), Florida, Louisiana (LSU), Mississippi, South Carolina and Vanderbilt. VMI joined in 1925 and Duke was added in 1929.

By the 1930s, membership in the Southern Conference had reached 23 schools. C.P. "Sally" Miles of Virginia Tech, president of the Southern Conference, called the annual league meeting to order on Dec. 9, 1932 at the Farragut Hotel in Knoxville, Tenn. Georgia's Dr. Sanford announced that 13 institutions west and south of the Appalachian Mountains were reorganizing as the Southeastern Conference. Members of the new league included Alabama, Alabama Polytechnic Institute, Florida, Georgia, Georgia School of Technology, Kentucky, Louisiana, Mississippi, Mississippi A&M, University of the South, Tennessee, Tulane and Vanderbilt.

According to the minutes of the meeting, Dr. Sanford stated that the division was made along geographical lines. Florida's Dr. J.J. Tigert, acting as spokesman for the withdrawing group, regretted the move but believed it was necessary as the Southern Conference had grown too large. The resignations were accepted and the withdrawing schools formed the new league which began play in 1932.



The Southern Conference office is located in the refurbished Beaumont Mill in Spartanburg, less than a mile from the Wofford campus.



The Southern Conference continued with membership of 10 institutions including Clemson, Duke, Maryland, North Carolina, North Carolina State, South Carolina, Virginia, VMI, Virginia Tech and Washington & Lee.

The second major shift occurred some 20 years later. By 1952, the Southern Conference included 17 colleges and universities. Another split occurred when seven schools including Clemson, Duke, Maryland, North Carolina, North Carolina State, South Carolina and Wake Forest departed to form the Atlantic Coast Conference which began play in 1953. The revamped Southern Conference included members The Citadel, Davidson, Furman, George Washington, Richmond, VMI, Virginia Tech, Washington & Lee, West Virginia and William & Mary.

Today, the league continues to thrive with a membership that includes 12 institutions and a footprint that spans five states: Tennessee, North Carolina, South Carolina, Alabama and Georgia. Current league members are Appalachian State, College of Charleston, The Citadel, Davidson, Elon, Furman, Georgia Southern, UNC Greensboro, Samford, Chattanooga, Western Carolina and Wofford.

CHAMPIONSHIP HISTORY

The first Southern Conference Championship was the league basketball tournament held in Atlanta in 1922. The Southern Conference Tournament remains the oldest of its kind in college basketball.

The Southern Conference declares champions in 10 men's sports - football, soccer, cross country, basketball, indoor track and field, outdoor track and field, wrestling, baseball, tennis and golf - and nine women's sports - soccer, volleyball, cross country, basketball, indoor track and field, outdoor track & field, tennis, golf and softball.

FOOTBALL

The Southern Conference has excelled as the premier Football Championship Subdivision (FCS) conference. Southern Conference member Appalachian State won three consecutive FCS titles from 2005-07, becoming the first team to do so. The league boasts more than 250 players who have garnered All-America recognition and numerous national player or coach of the year awards. The conference has had at least one team in the Top 10 of the final FCS poll for 25 consecutive years with at least

two teams finishing in the Top 20 in every season since 1982.

The conference has placed multiple representatives in the FCS Playoffs in 24-of-28 seasons, with 16 Championship Game appearances and eight national titles. The Southern Conference has had at least one team reach the semifinals in 11 of the last 13 years and in 17 of the last 20 seasons.



Wofford won the 2003, 2007 and 2010 SoCon Football Championships.



Wofford won the 2009 Men's Soccer Regular Season and Tournament Championships.

SOUTHERN CONFERENCE MEMBERS

- Alabama (1921-1932)
- Appalachian State (1971-present)**
- Auburn (1921-1932)
- College of Charleston (1998-present)**
- Chattanooga (1976-present)**
- The Citadel (1936-present)**
- Clemson (1921-1953)
- Davidson (1936-1988, 1991-present)**
- Duke (1928-1953)
- East Carolina (1964-1976)
- East Tennessee State (1978-2005)
- Elon (2003-present)**
- Florida (1922-1932)
- Furman (1936-present)**
- George Washington (1936-1970)
- Georgia (1921-1932)
- Georgia Southern (1991-present)**
- Georgia Tech (1921-1932)
- Kentucky (1921-1932)
- Louisiana State (1922-1932)
- Marshall (1976-1997)
- Maryland (1921-1953)
- Mississippi (1922-1932)
- Mississippi State (1921-1932)
- North Carolina (1921-1953)
- North Carolina at Greensboro (1997-present)**
- North Carolina State (1921-1953)
- Richmond (1936-1976)
- Samford (2008-present)**
- South Carolina (1922-1953)
- Tennessee (1921-1932)
- Tulane (1922-1932)
- University of the South (1922-1932)
- Vanderbilt (1922-1932)
- Virginia (1921-1937)
- VMI (1924-2003)
- Virginia Tech (1921-1965)
- Wake Forest (1936-1953)
- Washington & Lee (1921-1958)
- West Virginia (1950-1968)
- Western Carolina (1976-present)**
- William & Mary (1936-1977)
- Wofford (1997-present)**

Bold indicates current conference member

DR. BENJAMIN DUNLAP

PRESIDENT

Dr. Benjamin Bernard Dunlap took office as Wofford's president in July 2000, becoming only the 10th chief executive in the 150-year history of the Phi Beta Kappa liberal arts college. A native of Columbia, S.C., Dunlap graduated summa cum laude from Sewanee: The University of the South in 1959. He attended Oxford University as a Rhodes Scholar and Harvard University as a graduate student, receiving his Ph.D. in English Language and Literature in 1967. From that year until 1993, he held academic appointments at Harvard and the University of South Carolina, where he was awarded both the USC Teacher of the Year Award and the university's Russell Award for Distinguished Scholarship. During that time, he twice served as a Fulbright Senior Lecturer in Bangkok, Thailand, and Chiang Mai, Thailand, and was also a member of the inaugural class of U.S.-Japan Leadership Fellows in Tokyo. In 1993, he accepted an appointment at Wofford College as the Chapman Family Professor in the Humanities, a position he still holds. In 2000, he became the 10th president of Wofford College.

Dunlap's academic fields include literature, intellectual history, Asian studies, film history and criticism, fiction writing, and the arts. On those subjects and others, especially leadership and higher education, he has lectured and spoken widely in this country and abroad including an appearance as one of "Fifty Remarkable People" at the 2007 TED Conference in Monterey. A frequent moderator for the Aspen Institute's Executive and C.E.O. Seminars as well as its Henry Crown Fellowship and such affiliated programs as the Executive Seminar Asia, the Faculty Seminars at Wye, the Aspen-Rodel Fellowship, the Africa Leadership Initiative, the Central European Leadership Initiative, and the Liberty Fellowship of South Carolina, he has also designed and moderated seminars in Europe, Africa, and the United States for corporate clients as varied as the Netflix Corporation, Young & Rubicam, the Waters Global Forum, the Nova Chemical Corporation, and the Arab Banking Corporation.

Dunlap's many publications include poems, essays, anthologies, guides, and opera libretti as well as two novels in manuscript, *Famous Dogs of the Civil War* and *Sunshine: The Autobiography of a Genius*. As a writer-producer and on-camera talent for public television, he has been a major contributor to more than 200 programs, for which he has won numerous national and international awards, and, for four and a half years in the 1970's and 80's, he performed as soloist and principal dancer for the Columbia City Ballet.

Since 1963, he has been married to Anne Boyd Dunlap. They have three grown children. In 2006, he was awarded an honorary doctorate by his alma mater, Sewanee: The University of the South.



Dr. Dunlap cheers for the Terriers at the 2010 NCAA Men's Basketball Tournament.

RICHARD JOHNSON

ATHLETIC DIRECTOR



Richard Johnson is in his eleventh year as director of athletics at Wofford College. The former head basketball coach has been an instrumental figure on campus for over 25 years.

Johnson officially began his new duties on Dec. 3, 2001. In 17 years as head basketball coach at Wofford (1985-2002), Johnson had a 100 percent graduation rate for all players who completed their eligibility under him. He was the runner-up for SoCon Coach of the Year honors twice in the Terriers' five seasons of league play under him. His 200th win was a 79-74 victory at Clemson during the 1999-2000 campaign.

A 1976 graduate of The Citadel, Johnson came to Wofford after serving nine years as a basketball assistant at his alma mater under legendary coach Les Robinson. Johnson also holds an MBA from The Citadel.

During his Wofford coaching tenure, Johnson guided the Terriers from NAIA membership to NCAA Division II in 1988, Division I Independent status in 1995 and the Southern Conference in 1997.

Over the past several years as athletic director, he also has been a driving force behind the development of several facility projects. Russell C. King Field and Switzer Stadium returned baseball to campus in 2003. The Richardson Building was renovated in 2008, while the Joe E. Taylor Athletic Building and a golf practice facility were completed in 2009. Johnson has also been responsible for the growth of the athletic endowment, with a long-term goal of endowing all scholarships in the department.

He currently chairs the Southern Conference's men's basketball committee and is a member of the NCAA's Legislative Council.

Johnson and his wife Carol, have two daughters, Lindsay and Lauren, and a son, Rich. Lindsay is a 2001 Wofford graduate and Lauren graduated from Wofford in 2003. The Johnsons also have three grandchildren. Lindsay and Brad Lowry are the parents of Louisa and Brady Lowry, while Lauren and Reece McWilliams are the parents of Mac McWilliams.

DR. JAMECIA HILL

FACULTY ATHLETIC REPRESENTATIVE



Dr. Jamecia Hill '88, Professor and Chair of the Chemistry Department, is in her sixth year as the Faculty Athletic Representative (FAR) at Wofford.

Dr. Hill represents Wofford to the National Collegiate Athletic Association and the Southern Conference. She is responsible for certifying the eligibility of student-athletes and assuring integrity in the eligibility process. In addition to supervising athletics policies, the FAR also serves as a liaison between the faculty and the student athletes, looking out for their individual well-being with regard to academics and athletics.

Hill, a native of Due West, S.C. and a member of Phi Beta Kappa, earned her Ph.D. degree in inorganic chemistry at Clemson University, where she was a Graduate Teaching Assistant of the Year. She received Wofford's 1995 Martin Luther King Jr. Humanitarian Award and was also an associate director for a summer science program that was funded by a grant from the Howard Hughes Medical Center.

Hill's interest in athletics has been a lifelong one. Her father was a high school coach, and she participated in many different sports (including being named a SC All-State point guard and playing in the North/South game). As a professor at Wofford and the wife of Jason Hill '89, a former Wofford quarterback and assistant coach, Hill has always supported Terrier athletics. Her daughter Shelby is active in competitive cheerleading (Level 5—Worlds Division), while her son J.L. plays football as well as AAU basketball on a team based in Greenville.

Hill, a 1988 graduate of Wofford, was also a cheerleader for the football and basketball teams as a student.

TERRI LEWITT
ASSOCIATE ATHLETIC DIRECTOR
FOR DEVELOPMENT / SWA



Terri Lewitt is in her 27th year as a member of the Wofford athletic department. Lewitt's main duties revolve around the Terrier Club and serving as the Senior Woman Administrator.

She also chairs, along with the Terrier Club president, many of the events and activities administered by the Terrier Club and its board of directors, including the Terrier Ball.

After coming to the college as an administrative assistant in March 1985, Lewitt became the sports information director two months later. In addition to those duties, she was the business and ticket manager for the department. She has also served as the compliance director.

In 2008, she was recognized by the Southern Conference for her role in the growth of women's athletics as the conference celebrated 25 years of women's championships.

Lewitt was promoted to assistant athletic director in 1989 and to associate director in 1996. The Burlington, N.C. native earned her B.A. degree in history from Elon in 1984. Lewitt and her husband, Mark, have two children: Lauren and David.

MARK LINE
ASSOCIATE ATHLETIC DIRECTOR
FOR INTERNAL OPERATIONS



Mark Line, Wofford's all-time winningest baseball coach, returned to the Terrier athletic department in July 2003 in the role of associate athletic director for internal operations and sports programs. Among his myriad of duties, Line supervises the Olympic sports while also overseeing the department's budget and serving as liaison to the Carolina Panthers and several on-campus groups and committees.

A 1977 graduate of Erskine, Line posted a 210-158 record (.571) in 10 years as the Terriers baseball coach (1986-95). He received District Coach of the Year honors in his second season as the 1987 squad put together as a 23-11 mark. Wofford then set a single-season school record for victories the following campaign with a 27-12 record. It marked the first time Wofford qualified for postseason play in consecutive seasons. Line's 1991 team established another Terrier mark for wins with a 30-9 record.

Line was selected as a 2004 inductee into Wofford's Athletic Hall of Fame. The first-base dugout at Russell C. King Field, the Terriers' on-campus baseball facility, is named in his honor.

Line has served as chairman of the physical education department since 1988. Following the 1995 season, Line accepted a role as associate dean of students in the Wofford student affairs office. He worked with volunteer services, Bonner Scholars, the campus judicial system and a host of other activities involving campus life.

Line and his wife, Pam, have two children: Alyse, a 2010 graduate of Wofford, and Sam, a junior baseball player at Emory and Henry.

AL CLARK III
ASSISTANT ATHLETIC DIRECTOR
FOR DEVELOPMENT AND MAJOR GIFTS



Al Clark is in his sixth year on the Wofford staff. For two years, he served as the assistant director of the Terrier Club. In May, 2008, he was promoted to assistant athletic director for development and major gifts. In this role, Clark has responsibility for many of the major fundraising efforts for the athletic department. Included in these efforts are scholarship endowments and facilities, such as the Taylor Center.

He also continues to coordinate the Terrier Club Mini-Tour, a series of golf tournaments held throughout the Southeast that help raise scholarship funds for Wofford student-athletes. Clark worked for five years as a sales executive before joining the Wofford staff in 2007.

Clark is a third generation Wofford football player. His father, Al Clark Jr. '76, and grandfather, Al Clark Sr. '50, preceded him as Terriers. On the field, Al III was a four-year letterman and was Wofford's Linebacker of the Year in 2000. He was a preseason All-SoCon selection in 2001 and his 79-yard fumble return vs. Middle Tennessee State in 1999 is the second-longest in Wofford history.

A 1996 graduate of Dorman High School, Clark was the team's Defensive Player of the Year as a senior. Clark graduated from Wofford in 2001 with a bachelor of arts in history. He and his wife Jennifer reside in Spartanburg.

ANDY KIAH
DIRECTOR OF ATHLETIC FACILITIES



Andy Kiah is in his 16th year on the staff at Wofford and tenth as the director of athletic facilities.

Kiah oversees the maintenance and operation of all athletic facilities, including Gibbs Stadium, the practice fields, the Richardson Building, Snyder Field, Russell C. King Field and the Benjamin Johnson Arena. Wofford's facilities, which are also used by the Carolina Panthers for training camp, have been ranked among the best in the country.

Kiah first came to Wofford as an assistant baseball coach. A 1996 graduate of the University of Massachusetts, Kiah was a four-year letterman for the UMass baseball team. The 1996 Minuteman squad advanced to the NCAA Regionals and was within one game of reaching the College World Series. He was captain of the 1996 team that set a school record with 40 wins.

A native of Brewer, Maine, Kiah holds a bachelor's degree in sports management from the University of Massachusetts. His wife Amy, is head coach of the Wofford women's soccer team. They have two daughters, Kayleigh and Mikenna.

LENNY MATHIS
ASSISTANT ATHLETIC DIRECTOR
FOR MARKETING AND PROMOTIONS



Lenny Mathis joined the Wofford staff in 2003 as the assistant athletic director for marketing and promotions.

Mathis came to Wofford after serving as the general manager of the Spartanburg Stingers in the Coastal Plain League, a summer wooden bat baseball league for collegiate players. He directed the Stinger operations in their inaugural 2003 season.

Mathis is a 2000 graduate of the University of South Carolina where he received a degree in sport and entertainment management. Mathis comes from a minor league baseball background. Prior to running the Stingers, he served as the director of ticket operations in 2002 for the Class A Savannah Sand Gnats (an affiliate of the Texas Rangers at the time). He also worked two summers, 1999 and 2000, with the Greenville Braves (then a AA affiliate of the Atlanta Braves). In 2000-01, he served as a marketing representative for the Clemson Tiger Network's radio affiliate in Columbia, SC.

A native of Manning, S.C., Mathis volunteers his time as the media and public relations chairman for the Carolina Miracle League, a baseball league for children with disabilities in Spartanburg County and surrounding areas. He is also a member of the National Association of Collegiate Marketing Administrators (NACMA), co-chair of Spartanburg Young Professionals (SYP) and serves as the president of the "Friends of Duncan Park," a grass roots organization working to preserve Historic Duncan Park Stadium in Spartanburg, South Carolina's oldest baseball park (1926). He and Amanda Ingram were married on May 30, 2009.

ELIZABETH RABB
ASSISTANT ATHLETIC DIRECTOR
FOR COMPLIANCE



Elizabeth Rabb is in her eleventh year as a member of the Wofford athletic department. In her current role, she oversees NCAA, Southern Conference and Wofford regulatory issues for all Terrier student-athletes. This includes interpreting NCAA regulations and monitoring recruiting, financial aid and eligibility issues.

In July she ended a three-year term as a member of the NCAA's Administration Cabinet. Rabb will begin serving on the NCAA's Olympic Sports Liaison Committee in September. She has also served as Wofford's ticket manager and cheerleading coach during her tenure at Wofford.

A native of Johnson City, Tenn., Rabb earned a B.A. degree in history from Wofford in 2001. She earned her master's degree from Converse College in December 2007. While an undergraduate, she worked as a student assistant in the athletic department and was a member of both the

WOFFORD ATHLETIC STAFF

cheerleading and dance squads. Rabb also worked as an intern at East Tennessee State and the Southern Conference office.

Rabb and her husband, Marc, were married on June 23, 2007. Marc is the director of media relations at Gardner-Webb University. Their daughter, Ella, was born in June of 2010.

BRENT WILLIAMSON ASSISTANT ATHLETIC DIRECTOR FOR MEDIA RELATIONS



Brent Williamson is in his fifth season at Wofford as Assistant Athletic Director for Media Relations. He joined the Terriers after spending four years as the Assistant Athletic Director for Public Relations at the University of Maine.

He is responsible for the media relations operations for the Wofford College Athletic Department and is the primary contact for football, men's basketball and baseball. He oversees all department publications, news releases and the website.

In four years at Maine, Williamson oversaw the media relations for nineteen sports. He was the primary contact for the men's ice hockey team, which advanced to three NCAA Frozen Fours. He worked with six All-Americans and a Hobey Baker Finalist, along with several current NHL players and two Stanley Cup Champions. At Maine he also oversaw the development and production of a bi-weekly television show, The Black Bear Insider, along with other special projects.

Prior to Maine, he spent eight years working in media relations in the National Football League. After two seasons with the Atlanta Falcons, he joined the Jacksonville Jaguars in 1997. In 2002, he was named Director of Media Relations for the Houston Texans. He assisted in the media relations operations at four Super Bowls.

A native of Taylors, S.C., Williamson graduated from Wake Forest University in 1994 with a bachelors degree in history. He added a masters of sports management from the University of Richmond in 1996. His grandfather, W.S. Williamson, graduated from Wofford College in 1932.

JUSTIN CROUCH SPORTS MARKETING/IMG COLLEGE



Justin Crouch is in his first season as the account executive for Wofford Sports Properties and IMG College. In this role, he is responsible for the development of corporate sponsorships for Wofford College. Along with researching prospects and developing proposals, he handles the fulfillment of sponsorship agreements.

Before working at Wofford, he served as a sports travel representative for Young Transportation. He also worked as marketing manager for Sideline Marketing Group. Crouch completed summer internships with the Cincinnati Bengals, UNC Asheville and Carolina Financial Group.

He is a 2008 graduate of the University of North Carolina and earned a MBA in Sports Marketing and Management from the University of North Carolina at Charlotte in December 2010.

RUSS BRADLEY DIRECTOR OF VIDEO SERVICES



Russ Bradley joined the Wofford staff in July of 2010 as the Director of Video Services. Bradley oversees TerrierVision, and is responsible for video services throughout the athletic department, including the training of students as members of the Video Services Department. He also works with the Wofford College Communications Department on projects.

Bradley came to Wofford after 28 years in television, most recently at WSPA-TV in Spartanburg. Bradley began his television career while still in high school, worked his way through college as a reporter and photographer for his hometown television station, and during his career has covered everything from hurricanes to Super Bowls. He also spent eleven seasons as part of the "Inside Wofford Football" television show crew.

A native of Charleston, SC, Bradley is an alumnus of Leadership South Carolina and Leadership Spartanburg, and attended The Poynter Institute where he completed the Media Leadership program in 2005. Bradley also volunteers his time for several Upstate charities and his local church. He is married to Karen Bradley, executive director of TOTAL Ministries in Spartanburg.

SHELBY TAYLOR TICKET MANAGER



Shelby Taylor is in her sixth year as Wofford's ticket manager. She joined the Terrier staff in 2006 after working as a sales representative for Powers Solutions. In her role, she supervises all ticket operations including season and game day sales. She has also been responsible for the Terriers move to electronic ticketing for football and basketball.

Taylor is a 1982 graduate of the University of South Carolina-Upstate with a bachelor of science degree in administration.

She and her husband David are the parents of a daughter Meg and a son Rob. Meg is a sophomore volleyball player at Gardner-Webb University.

ANN HOPKINS BUSINESS AND OPERATIONS MANAGER



Ann Hopkins joined the Wofford staff in the summer of 2011 as the business and operations manager. In this role she will oversee budgeting for the athletic department and be the liason with the business office. She will also work with game operations.

Prior to Wofford, she worked at Wachovia. Other business experience included The Shaw Group in business management and First Colony Corporation as an investment analyst and development coordinator.

Hopkins graduated from Wofford in 2004 with a degree in business economics. While at Wofford she studied abroad at the London School of Economics and in Florence, Italy. She earned a MBA from the McColl School of Business in December 2009. She and her husband, Spencer, reside in Spartanburg.

KEVIN YOUNG ASSISTANT ATHLETIC MEDIA RELATIONS



Kevin Young is in his second season at Wofford as the assistant athletic media relations director. He is the primary contact for the volleyball, women's basketball, men's and women's golf, and men's and women's cross country/track and field teams.

Prior to joining the Terriers, he served for two years as the Sports Information Director at Lees-McRae College. Young handled all of the public relations, marketing, press releases, and statistics for eighteen sports.

A 2008 graduate of Anderson University with a degree in communications with a concentration in public relations and marketing, he was the assistant sports information director for two years as a student and also worked game operations. Young played two seasons of baseball at Anderson before an injury cut short his career. He is a native of Lexington, South Carolina.





RYAN BRIDGES
Media Relations Intern



CHARLIE COON
Marketing Intern



RYAN FALCK
Strength and Conditioning Intern




KENDRA FUNK
Athletic Training Intern



CHELISIE HILBOURN
Marketing Intern



TYLER LAMPERT
Strength and Conditioning Intern



JON MANGEL
Strength and Conditioning Intern



DANA MASON
Administrative Assistant



ASHLEE REVELL
Athletic Training Intern



RON ROBINSON
Chaplain



GORDON RODGERS
Office Assistant



CAROLINE THOMAS
Administrative Assistant



TRAVIS THORNBERRY
Compliance Intern



ERIC TOOKER
Strength and Conditioning Intern



TRACI WILSON
Administrative Assistant



DAIGO YAZAWA
Facilities Intern

MIKE YOUNG BASKETBALL CAMP

Several sessions of The Mike Young Basketball Camp will be held in the Benjamin Johnson Arena during the summer months in 2012.

For kids age 8-and-over, full day (9 a.m. - 5 p.m.) and overnight camp is available. Individual camp will be June 19-23. Team camp is June 16-19. There will also be a Back-to-School camp from August 1-5.

Each year the camp grows in popularity, with last year's sessions of the Wofford basketball camp drawing over 500 kids and several sessions were sold-out.

For more information, please contact the Wofford Basketball Office at (864) 597-4100.



SPORTS MEDICINE

Regional Sports Medicine at Wofford is the official sports medicine provider of Wofford College athletics. Regional Sports Medicine at Wofford was developed in a partnership with the Spartanburg Regional Healthcare System. The goal was to elevate the care and services for student-athletes to the highest level possible. By partnering with Spartanburg Regional, the student-athletes have access to all the services and specialties of a teaching hospital as well as a Level 1 trauma center. This includes specialty physicians, diagnostic testing such as MRI and CT, pharmacy services, drug testing and nutritional counseling.

**DR. STEPHEN KANA****TEAM ORTHOPEDIST**

Dr. Stephen Kana is in his thirteenth year as the team orthopedist for Wofford College. The Saratoga, N.Y. native works out of the Orthopaedic Surgery and Sports Medicine Center in Spartanburg.

Kana received his bachelor's degree from the State University of New York, before receiving his medical degree from the Georgetown Medical School. He also completed his orthopaedic residency at Georgetown.

Prior to coming to Spartanburg in August 1994, Kana worked at the nationally-respected Kerlan-Jobe Orthopaedic Clinic in Los Angeles. Kana was recognized by the Wofford Hall of Fame as an Honorary Letterman in 1999. Kana and his wife, Jean, have two daughters: Sarah, a 2011 graduate of Wofford, and Claire.

**DR. MACK POOLE****TEAM PHYSICIAN**

Dr. Mack Poole has a long and distinguished relationship with Wofford College for over 55 years. A 1955 graduate of Wofford who received his medical degree in 1959 at the Medical University of South Carolina, Poole's office is at the Family Medical Center in Spartanburg. He has worked with Wofford in the area of family practice since 1968.

For his years of serve to all of the Terrier athletic teams, Poole was selected by the Wofford Lettermen's Club as an Honorary Letterman in 1995. The Wofford Captain's Council, which consists of a representative from each athletic team on campus, honored him with its Distinguished Service Award in 2001.

Poole and his wife, Bert, have three children and four grandchildren.

**DR. ERIC COLE****TEAM PHYSICIAN**

Dr. Eric Cole is in his sixth season as a team family physician for the Terriers. He is in private practice at the Family Medical Center with Dr. Poole. A 1999 graduate of Wofford College with a degree in biology, he was a four-year letterman on the football team. He earned CoSIDA Academic All-District honors as a junior and was the recipient of Carolina Panthers Post-Graduate Scholarship. He also received the Charles Bradshaw Award in 1999.

He graduated from the University of South Carolina School of Medicine in 2003 and completed his residency in family practice in Greenwood, South Carolina. While in Greenwood, he was associate team doctor for Lander University.

Cole and his wife, Susan, a 1998 graduate of Wofford, have two children, Andrew and Katie.

**IVAN CURRY****TEAM PHYSICAL THERAPIST**

Ivan Curry is in his sixth year with Wofford as a physical therapist. In his role, he works with student-athletes in the prevention and recovery from injuries. Curry has been on the staff of Spartanburg Regional Healthcare System since 2000.

He graduated from Wofford in 1990 and was a four-year letterman on the soccer team. In 2000, Curry received his Masters of Science in Rehabilitation and Physical Therapy from MUSC. His sister and three brothers also graduated from Wofford College. A native of Comber,



County Down, Northern Ireland, Curry became an American citizen in 2000.

WILL CHRISTMAN**HEAD ATHLETIC TRAINER**

Will Christman is in his fourth season as Wofford's head athletic trainer. He joined the Terriers in 2008 after working the last two years at Furman University. He works primarily with the football team, men's and women's golf teams, and oversees the athletic training room.

At Furman, Christman worked with men's basketball and men's and women's golf in addition to assisting with football. During the 2005 season he interned with the Buffalo Bills. He was a graduate assistant at Georgia Tech for two years while earning his masters degree at Georgia State. In 2002, he was a season-long intern for the Carolina Panthers and also worked for the Panthers during the 2001 training camp at Wofford. In addition, he has spent time as an athletic trainer at Wingate University, South Carolina, and Dreher High School.

Christman is a certified athletic trainer through the National Athletic Trainers Association and is also a National Academy of Sports Medicine Performance Enhancement Specialist. He graduated from Wingate University in 1999 and 2002 with degrees in athletic training and physical education. He added a masters of sports medicine in 2005 from Georgia State.

**ALYSS HART****ASSISTANT ATHLETIC TRAINER**

Alyss Hart joined the Wofford staff in the fall of 2009 after spending two years at Auburn University. She works with the women's soccer team along with men's and women's tennis and rifle. She also is the insurance coordinator for the department.

Hart graduated from Wilmington College of Ohio in 2007 with a degree in athletic training. She earned her master's of education degree in administration of higher education with a sport management minor from Auburn in 2009. While at Auburn, Hart worked with the tennis teams.

A certified athletic trainer through the National Athletic Trainers' Association, Hart also covered events such as the SEC Swimming Championships and SEC Track and Field Championships.

**MARK MANCEBO****ASSISTANT ATHLETIC TRAINER**

Mark Mancebo is in his fourth season at Wofford as an assistant athletic trainer. He worked at Spartanburg Methodist College for three years as the head athletic trainer before joining Wofford in June of 2008. He works with the men's soccer and men's basketball teams.

Mancebo graduated from Sacramento State in 2001 with a degree in kinesiology. He earned a masters degree in health science education from Western Carolina University. He was a graduate assistant athletic trainer for two years with the Catamounts, working mostly with football and men's basketball.

A certified athletic trainer through the National Athletic Trainers' Association, Mancebo is a native of Sacramento, California.

**PATRICK O'NEAL****ASSISTANT ATHLETIC TRAINER**

Patrick O'Neal is in his second season working at Wofford. He will work primarily with football, along with men's and women's cross country and track and field. He joins the Terrier staff after spending the last two years at The Citadel as a graduate assistant athletic trainer. In Charleston he worked with football along with baseball, basketball and track and field/cross country.

O'Neal earned a bachelors degree from Appalachian State University in 2008. While a student, he worked for two years with primarily wrestling and women's soccer. He also earned a masters degree from The Citadel in 2010.

A native of Dobson, North Carolina, O'Neal is a certified athletic trainer through the National Athletic Trainers' Association. He and his wife, Katy, reside in Spartanburg.





The City's origins predate the Revolutionary War. Spartanburg was named for a unit of American Revolution forces called the "Spartan Rifles" who helped defeat the British at the Battle of Cowpens in 1781, under the leadership of General Daniel Morgan.

The town of Spartanburg was incorporated in 1831 and later as a city in 1880 by the 13 Original States and Tennessee. During this time Spartanburg was booming due in large part to the rapidly expanding textile industry.

In the 1870s, Spartanburg became a railroad "hub city," with mainline railroads extending from Magnolia Street depot in all directions, taking passengers and freight to Charleston, Augusta, Atlanta, Asheville, Charlotte and points beyond. As many as 90 trains per day could be seen and heard operating in Spartanburg during the golden age of the American railroad, 1900-20.

During the 1920s, Spartanburg built South Carolina's first municipal airport and claimed the state's first commercial radio station (WSPA). Its leadership in the state was reflected by the election of several residents as governor.

Thousands of U.S. soldiers bound for overseas service in World Wars I and II trained at camps in Spartanburg. The post headquarters for Camp Wadsworth (1917-19) was located at the present site of WestGate Mall, and the Camp Croft (1940-45) was located south of the city. Much of that military reservation has become Croft



State Park.

After World War II, Spartanburg made a concerted effort to promote its location at the junction of Interstates 85 and 26 to international business. One of the greatest successes of this campaign was the development of the BMW manufacturing center near the Greenville-Spartanburg Airport.

Spartanburg's downtown, which always has been anchored by the campuses of Wofford and Converse Colleges, has been undergoing a major revival since the mid-1990s. In addition to the corporate headquarters for Denny's, Advance America, QS-1 and several other companies, the city has acquired a magnificent public library, the Marriott Hotel at Renaissance Park and most recently, the Chapman Arts Center and the USC Upstate George Dean Johnson School of Business. The area surrounding Morgan Square gradually is redeveloping with a variety of interesting restaurants and urban apartment-style housing.

Throughout the 20th century, textile manufacturing companies formed the backbone of the Spartanburg



economy. The most significant of these companies still in operation is internationally respected Milliken & Company.

Blessed by geography and climate as well as by energetic and well-educated citizenry, Spartanburg is emerging as one of the centers of a 21st century metropolis that extends along the South Carolina portion of the I-85 corridor.



2011 WOFFORD ATHLETIC HALL OF FAME INDUCTEES



PRE-LETTERMAN'S CLUB

Claude S. Finney '29	Football
Ted M. Phelps '69	Football
David Lemmons '66	Track
Warren Whittaker '67	Football
Daniel Lewis '62	Football
William Barbee '60	Basketball
Jerry Richardson '59	Football
Charles Bradshaw '59	Football
Trapier Hart '60	Basketball
George Lyons '65	Basketball
William Ziegler '67	Golf
Donald Williams '67	Football
Harold Chandler '71	Football
Sterling Allen '73	Football
Stan Littlejohn '73	Golf

POST-LETTERMAN'S CLUB

1979 – Joel Robertson '41	BKB/FB/BB
1979 – C.B. Mooneyham '34	Basketball/Baseball
1979 – P.J. Boatwright '49	Golf
1979 – Elby Hammett '49	Football
1979 – Charlie Seay '48	Basketball
1979 – Phil Dickens	Coach
1980 – Gene Alexander	Coach
1980 – Warren Ariali '49	Trainer
1980 – Lou Bouknight '33	Football
1980 – Aubrey Faust '42	Football/Basketball
1980 – James Neal '53	Basketball
1980 – Bob Prevatte '50	Football
1981 – A.B. Bullington '33	Basketball
1981 – Sammy Sewell '50	Football
1981 – Vernon Quick '51	Football
1981 – Jimmy Hilton '42	Football
1981 – Skip Corn '73	Football/Track
1981 – Conley Snidow	Coach
1982 – William Childs '25	Tennis
1982 – Lorine King '51	Football
1982 – Jack Beeler '52	Football
1982 – Bob Pollard '52	Football
1982 – Bill Moody '53	Basketball
1982 – Jim Brakefield	Coach
1983 – Earle Buice	Coach
1983 – Don Fowler '57	Basketball
1983 – Ricky Satterfield '76	Football
1984 – Wally Dean '50	Basketball
1984 – Joe Hazle '55	Football
1984 – Bill Scheerer	Special
1984 – Willie Varner '52	Football/Track
1985 – Jack Abell '54	Football/Basketball
1985 – Clifford Boyd '71	Football
1985 – Philip Clark '50	FB/BKB/BB
1985 – Robert Jordan '71	Football
1986 – Thomas Bower '74	Football
1986 – Fisher DeBerry '60	Coach
1986 – James Gordon '52	Football
1986 – Doug Lowe '75	Basketball
1986 – Harvey Moyer '50	Basketball
1987 – Coy Gibson '75	Football/Basketball
1987 – George Rice '57	Football
1988 – LeNoid Best '82	Football
1988 – Carter Davis, Jr. '75	Football

1988 – Alfred McGinnis '56	Football
1989 – William Carpenter '58	FB/Basketball
1989 – Frank Ellerbe '18	Baseball
1990 – Thomas McIntyre '56	Baseball
1991 – Sid Allred '70	Football
1991 – Meg Hunt '84	Women's Basketball
1991 – Jim Clary '49	Football
1991 – Bruce Johnson '70	Football
1991 – Eli Sanders '54	Football
1992 – Buddy Hayes '66	Basketball
1992 – Tim Renfrow '83	Football/Baseball
1992 – Ronny Wilson '72	Football
1993 – Vic Lipscomb '70	Golf
1993 – Tori Quick '87	Women's Basketball
1994 – Fred "Skinny" Powers '51	Basketball
1994 – James Blair '83	Basketball
1995 – Pablo De Freitas '87	Soccer
1995 – Judy Nwajaku '90	W. Basketball/VB
1996 – Jimmy Littlefield '69	Basketball
1996 – Robert Mickle '85	Basketball
1997 – Bret Masters '89	Football/Baseball
1997 – Lou McCullough '49	Administrator
1997 – Greg O'Dell '92	Basketball
1998 – Shawn Graves '93	Football
1998 – Clay Griffin '88	Baseball
1999 – Keith Kinard '80	Football
1999 – Justin Laughlin '94	Baseball
1999 – Tony Peay '79	Soccer/Baseball
1999 – Wayne Rice '87	Basketball
1999 – Jason Smoak '93	Golf
2000 – Libby Corry '95	Women's Basketball
2000 – Bud Gault '35	Football/Baseball/Track
2000 – Tim Wallace '83	Baseball
2001 – Louise Maynard '96	Women's Tennis
2001 – Willie Pegram '68	Basketball
2002 – Chad McLain '91	Baseball
2002 – Danny Morrison '75	Athletic Director
2003 – Dan Williams '98	Football
2003 – Bridgid Meadow '98	Women's Soccer
2003 – A.M. Chreitzberg 1895	Baseball/Football
2004 – Dr. Sam Black '11	Coach
2004 – Mark Line	Baseball Coach
2005 – Stephen Blanding '90	Men's Basketball
2005 – Brenda Jackson '94	Women's Basketball
2005 – Darrell Brown '86	Men's Golf
2006 – Brian Bodor '01	Football
2006 – Ian Chadwick '01	Men's Basketball
2007 – Bobby Cannon '50	Football
2007 – Seth Chadwick '97	Men's Basketball
2007 – Jenny Nett '02	Women's Basketball
2008 – Travis Wilson '03	Football
2008 – Nathan Fuqua '03	Football
2008 – Michael Lenzly '03	Men's Basketball
2009 – Heidi Best '01	Women's Soccer
2009 – Jimmy Miner '04	Football
2009 – Matt Nelson '04	Football
2009 – Wendy Rohr '04	Women's Tennis
2010 – Lee Basinger '05	Football
2010 – Eric Deutsch '05	Football
2010 – William McGirt '01	Men's Golf
2010 – Ed Wile '73	Football
2011 – Katon Bethay '06	Football/Track and Field

2011 – Adrian Borders '05	Track and Field/Basketball
2011 – Ellen Rogers '06	Women's Tennis

HONORARY LETTERMAN

Bernard Harrelson	1981
Durwood Hatchell	1981
Dick Hardy	1982
Charles Newcome	1983
John Holliday	1984
Walter Booth	1985
Bobby Ivey	1986
Jesse Davis	1987
Larry Smith	1988
Cleveland Harley	1989
Joe Lesesne	1990
Junie White	1991
Keith Laws	1992
Ray Leonard	1993
James Talley	1994
Ray Henderson	1995
Mack Poole	1995
Talmage Skinner	1996
Ralph Voyles	1997
Lee Hanning	1998
Steve Kana	1999
John Keith, Jr.	1999
Mark Hauser	2000
Greg McKinney	2000
Tom Brown	2001
Pete Yanity	2002
Toccoa Switzer	2003
Bob Pinson	2004
Gordon Orr	2005
Woody Willard '74	2006
Dr. Dan Maultsby '61	2007
Bill Drake	2008
Lucy Quinn '83	2009
Mike Brown '76	2010
Joe Taylor '80	2010
Rob Gregory '64	2011

DISTINGUISHED SERVICE AWARD

Harry Williams	1993
Bob Pinson	1994
Ron Smith	1995
Jimmy Gibbs	1996
Douglas Joyce	1997
Martha Andrews	1998
Lt. Col. (ret.) Joe Miller	1999
Homozel Mickel Daniel (awarded posthumously)	2000
George Todd	2001
Joe Lesesne	2002
Robert Chapman '49	2003
Roger Milliken	2004
Cleveland Harley '50	2005
Grady Stewart '50	2006
Robbie Atkins '65	2007
Grover Eaker '34 (awarded posthumously)	2008
Eli Sanders '54	2009
Ann Johnson	2010
Craig Phillips	2011




At the end of the last academic year, there were approximately 2,000 four-year colleges in the United States. Only 262 of them have the right to induct their graduates into Phi Beta Kappa, the nation's most prestigious liberal arts honor society. There are five independent Phi Beta Kappa colleges and universities in the Carolinas: Wofford, Davidson, Duke, Furman and Wake Forest.

Phi Beta Kappa has an interesting history. Founded at the College of William and Mary in December 1776, Phi Beta Kappa was the first of the Greek letter fraternities and adopted such rituals as the badge, the secret oath, and the special handclasp from the various secret societies of the day.

Phi Beta Kappa, however, was also devoted to the principles of "friendship, morality, and literature (or learning)," and these characteristics gradually attained the greatest emphasis. John Quincy Adams, Edward Everett and Joseph Story, members of the Harvard chapter, are credited with making the fraternity a public literary and honor society for undergraduates in the 1830's. Women were first admitted to Phi Beta Kappa in 1875 at the University of Vermont.

Only two chapters of Phi Beta Kappa existed in the Southeast before 1900, but gradually the historic state universities and the most outstanding private colleges began to secure chapters. The process of earning a charter often takes many years and standards are very high. Final approval comes by vote of all the chapters at the triennial meetings of the United Chapters of Phi Beta Kappa. At the August 1994 triennial meeting in San Francisco, 53 colleges and universities sought chapters, but only seven institutions even qualified for a vote.

Wofford received its chapter at the 1940 triennial meeting, bringing to fruition more than ten years of work by three Phi Beta Kappa members who were then serving on the faculty: President Henry Nelson Snyder, Dr. David Duncan Wallace, class of 1894, and Dr. John West Harris '16, a brash and brilliant young English professor not afraid to campaign vigorously in the conviction that his alma mater deserved membership. (Dr. Harris later founded the National Beta Club, which still has its headquarters in Spartanburg).



Bishop Ravenel '01 is one of a number of Wofford student-athletes who have earned membership in Phi Beta Kappa.

With about 350,000 members across the country, Phi Beta Kappa today sponsors numerous programs to encourage scholarship and learning, including the Phi Beta Kappa Book Awards and the visiting scholar, academic fellowship and leadership programs.

For these reasons, Phi Beta Kappa Day at Wofford has institutional significance, as well as being especially memorable for the new members, each of whom will receive the traditional Phi Beta Kappa watch key or pin.

WOFFORD'S PHI BETA KAPPA STUDENT-ATHLETES

Name	Sport	Name	Sport
Mitchell Charles Allen '11	Football	William Paul Keesley '75	Track
Abigail A. Anderson '05	Women's Soccer	C. Bailey King, Jr. '02	Football
Katerine R. Annas '00	Tennis	Meredith A. Knox '99	Volleyball, Basketball
William Hawksley Barbee '60	Basketball	James William Logan '86	Cross Country
Margaret W. Barrett '96	Volleyball	William Steven Lowrance '58	Football
John Patrick Batten, Jr. '80	Basketball, Football	Lindsay R. Lyman '04	Volleyball
Edward Milton Berckman '52	Track	Kathryn S. Maloney '04	Rifle
Angela Colleen Berry '06	Volleyball	Rudolph Ernest Mancke, III '67	Football
Edward Barton Blackmon, Jr. '74	Track	Michael Christopher Marshall '83	Football
Lauren MacKenzie Bosshardt '08	Cross Country/Track	Mary Beth Martin '00	Tennis
Thomas Leinbach Bower, III '74	Football, Baseball	Stephanie H. Martin '97	Volleyball
Brandon M. Boyce '01	Basketball	Jonathan Virett Maxwell '71	Basketball
Kevin Mark Bringewatt '89	Baseball	Samuel Jesse McCoy '25	Track
William K. Brumbach III '00	Cross Country	Mary Ann McCrackin '85	Volleyball
Thomas Casey Brittain '75	Football	Daniel Baker Morrison, Jr. '75	Basketball
George W. Burdette III '03	Men's Soccer	Horace William Mullinax '50	Baseball
Timothy H. Burwell '80	Baseball	Stephen Christopher Mullins '78	Men's Soccer
James Harold Chandler '71	Football	Jennifer A. Nett '02	Basketball
Augustus McKee Chreitzberg, Jr. '47	Tennis	William A. Newell '98	Cross Country
Aaron Curtis Cole '94	Cross Country	Curt L. Nichols '96	Men's Soccer
Jessica Scheel Connett '07	Women's Soccer	John B. Nichols '01	Football
Troy Michael Cox '89	Cross Country	Charles Phifer Nicholson '82	Football
Robert Scott Creveling '74	Football	George Bryan Nicholson, Jr. '75	Football
Jonathan Dean Crumly '91	Men's Soccer	Albert Cook Outler '28	Cross Country/Track
Kenneth Joseph Davis '59	Swimming	Christi R. Owen '96	Tennis
Phillip Mark Dempsey '90	Football	Kyung Seok Paek '82	Soccer
Meredith P. Denton '00	Basketball	Edwin Thomas Parham, III '94	Tennis
Beverly Thomas Duncan '69	Basketball	Pamela Gaye Parnell '83	Volleyball
Dendy E. Engelman '98	Volleyball	Manoj Pariyadath '98	Tennis
Heidi Faber '85	Volleyball	Dwight Fleming Patterson, Sr. '29	Cross Country/Track
Jennifer M. Ferguson '05	Rifle	Rebecca J. Paulson '03	Volleyball
William Harvey Floyd, Jr. '53	Tennis	Richard Duncan Pinson '72	Basketball
Joseph Edward Fornadel III '10	Football	Thomas Clark Powell '09	Men's Soccer
Benjamin J. Foster '02	Football	Ray Hampton Price '74	Track
LuAnne Vaughan Gatlin '86	Volleyball	J. Bishop Ravenel '01	Basketball
Coleman Lane Glaze '88	Baseball	Jordan Whitney Rawl '10	Rifle
Scott Timothy Gould '81	Basketball	Mary Alexander Rea '09	Women's Soccer
Cole Blease Graham, Jr. '64	Baseball	Robert Bruce Remler '79	Golf
Joseph Andrew Green '94	Football	Leah Karen Rhodes '82	Volleyball, Basketball
Donald James Grenier '62	Golf	Carolyn Sophia Rivers '09	Volleyball
Clary H. Groen '96	Golf	Wendy M. Rohr '04	Tennis
Kristian P. Gusmer '00	Cross Country	Neill Russell Sandifer '07	Men's Soccer
Kelly Ann Harvey '92	Cross Country	Kathleen Grace Sobczyk '06	Volleyball
John Arthur Hendrix '68	Baseball, Basketball	Faith A. Stewart '03	Women's Soccer
Kristen A. Hite '00	Track	Reddick Bowman Still, III '58	Golf, Football
William Stanley Hoole '24	Baseball	Allen Heath Stokes, Jr. '64	Golf
Courtney A. Howe '97	Volleyball	Meredith Lucille Swittenberg '91	Tennis
Jonathan Douglas Hufford '09	Football	Brian William Thomas '83	Men's Soccer
April Lynn Hughes '90	Volleyball	Robert E. Tibbetts '04	Men's Soccer
Charles Haskell Hughes, Jr. '81	Football	Stephen Michael Tomasovich '90	Basketball
Thomas Lloyd Jackson '76	Football	Allyson C. Varn '99	Basketball
Elizabeth Bohlen Jeter '93	Tennis	Cheryl Elizabeth Vickers '87	Basketball
Gerald Kenneth Johnson '76	Football	Albert Theodore Watson '43	Football
William R. Johnson '02	Tennis	Wallace Steadman Watson '58	Track
Larry Hudson Jones '70	Basketball	Kirk Austin Whitehead '10	Men's Golf
Scott H. Jones '98	Football	Laura Lynne Wilkinson '83	Basketball
Heidi M. Kadous '03	Volleyball		



unlock your game

adidasbasketball.com

ATHLETIC FACILITIES



GIBBS STADIUM



BENJAMIN JOHNSON ARENA



RICHARDSON ATHLETIC BUILDING



SNYDER FIELD



RUSSELL C. KING FIELD



JOE E. TAYLOR ATHLETIC CENTER



REEVES TENNIS CENTER



RIFLE RANGE



COUNTRY CLUB OF SPARTANBURG

2011-12 WOFFORD SCHEDULE

Nov. 11 at Georgia
 Nov. 13 Emory and Henry
 Nov. 19 at Wisconsin @
 Nov. 22 at Bradley @
 Nov. 25 vs. UMKC @
 Nov. 26 vs. Longwood/
 Prairie View A&M @
 Dec. 1 Davidson *
 Dec. 3 The Citadel *
 Dec. 6 Tulane
 Dec. 10 UVa.-Wise
 Dec. 18 Jacksonville
 Dec. 21 at High Point
 Dec. 28 at South Carolina
 Jan. 2 at Wake Forest
 Jan. 5 College of Charleston *
 Jan. 7 at Western Carolina *

Jan. 12 at Chattanooga *
 Jan. 14 Georgia Southern *
 Jan. 19 Appalachian State *
 Jan. 21 at Furman *
 Jan. 26 at The Citadel *
 Jan. 28 at College of Charleston *
 Jan. 30 Western Carolina *
 Feb. 4 Samford *
 Feb. 6 at Davidson *
 Feb. 9 at Georgia Southern *
 Feb. 11 at Appalachian State *
 Feb. 15 Elon *
 Feb. 18 at ESPN BracketBusters
 Feb. 21 at UNC Greensboro *
 Feb. 25 Furman *
 March 2-5 at SoCon Tournament, Asheville, N.C.

@ Chicago Invitational Challenge, Hoffman Estates, IL
 * indicates Southern Conference game

W

WOFFORD

