

2017

Town of Naples, Maine Annual Report Municipal Year Ending June 30, 2017


Naples, Me.

Follow this and additional works at: <https://digitalcommons.library.umaine.edu/towndocs>

This Report is brought to you for free and open access by DigitalCommons@UMaine. It has been accepted for inclusion in Maine Town Documents by an authorized administrator of DigitalCommons@UMaine. For more information, please contact um.library.technical.services@maine.edu.

NAPLES, MAINE

Annual Report



**MUNICIPAL YEAR ENDING
JUNE 30, 2017**



Photo taken by Jim Hall of J.R. Hall Photography

GENERAL INFORMATION

**EMERGENCY CALLS
DIAL 911**

Town Office Hours

Town Clerk and Code Enforcement Offices

Monday 8:00 to 1:00 p.m.

Tuesday – Friday 8:00 to 1:00 p.m.

The Town Clerk's Office is also open the first and last Saturday of each month from 9:00 a.m. to noon.

Both Offices are closed Sundays and Holidays.

Phone: (207) 693-6364

Fax: (207) 693-3667

Mailing Address:

P.O. Box 1757

Naples, Maine 04055

Website: www.townofnaples.org

Town Board Meetings

Selectboard: Meets every other Monday night at 7:00 p.m.

Planning Board: Meets as needed on the first and third Tuesday at 7:00 p.m.

Board of Appeals: Meets as needed on the last Tuesday of the month at 7:00 p.m.

All board meetings take place at the Municipal Office Building located at 15 Village Green Lane in Naples unless advertised otherwise.

You may view our town website to see upcoming meetings and agendas.

TOWN OF NAPLES

The 2017 Naples Annual Town Report is dedicated to:



C. Martin "Sonny" Berman
1929-2016

Born on June 14, 1929, he was educated in the schools of Lewiston and Auburn where he graduated from Edward Little High School, the University of Maine (Orono) and Boston University School of Law. Mr. Berman joined the family law firm in Lewiston during 1954.

He was deeply involved in town charitable endeavors, assisted in acquiring the first ambulance for the formation of the Naples Rescue Unit (a used Cadillac purchased at an auction from the City of Portland), and anonymously contributed to various philanthropic projects in the town. He could be seen daily taking his walk across the Naples Causeway.

Attorney Berman served in the 99th and 100th Legislatures (1959-1962). He was past president of the Androscoggin County Bar Association, Beth Jacob Synagogue, and Lewiston-Auburn Chapter of the American Red Cross. He also was past president and director for the Naples Golf & Country Club, Naples. In addition, Mr. Berman was a founder and former director of the Lakes Environmental Association, former director of the Lewiston-Auburn Jewish Community Center, Naples Community Association, and Bridgton Hospital.

The Town of Naples would like to recognize and thank Sonny Berman for the number of years he had dedicated service to the community.

IMPORTANT NOTICES

PUBLIC WELCOME TO ATTEND MEETINGS

Citizen participation is a key element to efficient and effective local government. The Town of Naples' boards and committees welcome residents and taxpayers to attend meetings to ask questions and to express ideas and opinions. The Board of Selectpersons meet every other Monday for meetings or workshops as needed, the Planning Board meets on the first and third Tuesday of each month as needed, the Board of Appeals meets the last Tuesday of the month. Check with the Town Secretary to ensure a meeting is scheduled.

TAX EXEMPT REQUESTS

Tax exempt requests for the 2018-2019 tax year, (beginning July 1st, 2018) must be filed by April 1st, 2018.

HOMESTEAD EXEMPTIONS FOR REAL ESTATE TAXES

In 1998, the 118th Session of the Maine Legislature enacted significant property tax relief in the form of the Homestead Exemption. Qualified residents have assessed value of the "homestead" reduced, adjusted by the municipal assessing ratio. Each year a substantial number of Naples property owners take advantage of this program and have their property taxes reduced.

Qualified residents must apply to their local assessor prior to April 1, 2018 for the 2019 tax year. They must have owned a homestead in Maine for at least twelve months and declare their Naples residence to be their only permanent residence. If you have previously applied for this exemption, you do not need to reapply. Please contact the Town Clerks Office to receive an application.

VETERAN'S EXEMPTIONS FOR REAL ESTATE TAXES

If you are a veteran over the age of 62 (or an un-remarried widow of a veteran who would be 62 if alive); you have a primary residence in Naples; you or your deceased spouse served during a federally recognized war; or if you are a veteran who receives federal funds for 100% disability, then you may be eligible for a real estate property tax exemption. Contact the Municipal Offices at 693-6364.

STATE OF MAINE

BUSINESS PERSONAL PROPERTY TAX REIMBURSEMENT

If you purchased or transferred taxable business property to a Maine Location after April 1, 2004, you may be eligible for the Maine Property Tax Reimbursement Program. Brochures are available at the Municipal Offices.

OWNERSHIP AND ADDRESS UPDATES REQUESTED

Please notify the Municipal Offices when selling or transferring any property to help avoid errors in tax billing. Also, please notify the Tax Collector of any change in mailing address.

WHAT TO BRING WHEN REGISTERING A VEHICLE

Re-Registration: Your old registration, current insurance card & mileage.

New Registration (Dealer Sale): Proof of sales tax paid (this is usually found on the financing statement), blue title application form, window sticker (if new vehicle), current insurance card & mileage.

New Registration (Private Sale): Bill of Sale, title for vehicles 1995 or newer, insurance card & mileage. New Registration (Transfer): Same as private sale registration above PLUS registration of the vehicle the plates are being transferred from. This vehicle must no longer be owned by you in order to receive excise tax credit.

WHAT TO BRING WHEN REGISTERING A SNOWMOBILE/ATV/BOAT/CAMPER:

Re-Registration: Old registration.

Boats Only: Need assigned Maine Registration number or previous registration.

Mooring renewals: Assigned mooring number.

New Registration (Dealer Sale): Proof of sales tax paid (this is usually found on the financing statement), year, make, and serial number.

New Registration (Private Sale): Bill of sale, year, make and serial number. Horsepower and length for boats.

New Registration (Transfer): Same as private sale above PLUS registration of the vehicle the plates are being transferred from.

DOG LICENSES

Dog Licenses are due January 31st of each year. Rabies certificates are required before the license can be issued. Presentation of spaying or neutering certificate entitles the owner to a reduced fee. Fees are as follows: Unaltered: \$11.00 Spayed or Neutered: \$6.00. A \$25.00 late fee will be charged after January 31st.

TOWN FACILITY USE PERMITS

To use the Bulky Waste, Transfer Station Facilities, or Town Beach you must have a current sticker on your vehicle. The sticker should be placed in the lower left driver's side corner of your windshield so the scale operator can easily see it. Remember when you register a new vehicle to ask for a sticker. The number on the sticker must match your license plate number. If you are borrowing a vehicle you will need to obtain a day pass, you may do this at the Town Office during business hours. If you have questions about what can and can't be taken to the Transfer Station facility please call them at 627-7585.

BULKY WASTE COUPON PROGRAM

Naples Property owners will receive one booklet per lot annually at the beginning of every July. Duplicates will not be issued. Pay the Gate: Naples Residents with a town recycling sticker can deliver refuse for \$0.05 per pound and brush/wood for \$0.25 per pound beyond the coupon(s) value. Commercial haulers must pay at the gate unless they have coupons and a coupon transfer from a Naples Property Owner. Bulky Waste Coupons: Annually each owner may have a coupon booklet issued to them. Each Booklet is worth 2,000 pounds of bulky waste. As the deliveries are made the Facility will take coupon(s) IN 20 POUND INCREMENTS. When a resident has delivered more weight than the coupons allow they must pay the overage at the gate. When a resident exhausts their coupons, they must pay at the gate.

THE ANNUAL REPORT
of the
MUNICIPAL OFFICERS
of the Town of

**NAPLES,
MAINE**

for the fiscal years

2016-2017

TABLE OF CONTENTS

Town Officials and Employees - - - - -	8
Town Clerk's Report - - - - -	11
Unpaid Tax List - - - - -	13
Unpaid Personal Property Tax - - - - -	36
Department Reports - - - - -	54
Auditor's Report - - - - -	77
Expense / Revenue Summaries FY17 - - - - -	69
2017 Town Meeting Warrant - - - - -	94
Proposed Budget FY 2017-2018 - - - - -	106

Our thanks are extended to Lake Region Television for their dedicated efforts to preserve the history of the Town of Naples.

TOWN OFFICIALS AND EMPLOYEES 2016-2017

Selectpersons, Assessors, & Overseers of the Poor

Robert Caron II – Chairman

Term Ending: 2019

Email: bobcaronii@townofnaples.org

Rich Cebra

Term Ending: 2018

rmcebra@townofnaples.org

Dana Watson

Term Ending: 2017

Email: dwatson@townofnaples.org

Christine Powers

Term Ending: 2018

Email: cpowers@townofnaples.org

Kevin Rogers – Vice Chairman

Term Ending: 2017

Email: krogers@townofnaples.org

Town Office Staff

Ephrem Paraschak

Town Manager / Treasurer / Road Commissioner

Email: eparaschak@townofnaples.org

Phone: (207) 693-6364 ext. 106

Judy Whynot

Town Clerk / Tax Collector

Email: townclerk@townofnaples.org

Phone: (207) 693-6364 ext. 100

Laurie Hodge

Deputy Town Clerk / Deputy Tax Collector

Email: lhodge@townofnaples.org

Phone: (207) 693-6364 ext. 108

Kim Thomson

Assistant Town Clerk / Registrar of Voters /
Welfare Director

Email: kthomson@townofnaples.org

Phone: (207) 693-6364 ext. 101

Harriet Condon

Finance Director / Deputy Treasurer

Email: comptroller@townofnaples.org

Phone: (207) 693-6364 ext. 103

Renee Carter

Code Enforcement Officer / Director of
Community Development

Email: naplesceo@townofnaples.org

Phone: (207) 693-6364 ext. 105

Harvey Price Jr.

Recreation Director

Email: recreation@townofnaples.org

Phone: (207) 693-6364 ext. 104

Kate Matthews

Town Secretary / E911 Addressing Officer /
Deputy Harbor Master

Email: kmatthews@townofnaples.org

Phone: (207) 693-6364 ext. 107

Town Meeting Moderator ----- Pennel Worcester

Deputy Registrar of Voters ----- Judy Whynot, Laurie Hodge,
Cheryl Harmon

School Board Members----- Janice Barter
Beth Chaplin
Alison Caufield

Harbormaster ----- William Callahan

Fire Chief ----- Chris Pond

Deputy Fire Chief EMS -----Mark Scribner

Assistant Chief ----- Jason Pond

Animal Control Officer -----Jessica Jackson

Deputy Fire Wardens ----- Jason Pond, Mark Scribner

Emergency Management Director ----- Ephrem Paraschak

Conservation Committee -----Jim Krainin, Ted Bridge-Koenigsberg,
Al Spencer, Douglas Bogdan,
Tom O'Donnell

Transfer Station Council -----Richard Cross, Rich Cebra, Dana Watson

Cemetery / Custodian----- John Flaherty

State Senator ----- James Hamper

State Representative ----- Richard M. Cebra

United States Senators -----Susan Collins & Angus King

**Planning Board
3 Year Term**

Lawrence Anton-Chairman	2018	John Thompson-Vice Chairman	2018
Barbara Adlard	2018	James Allen	2019
James Krainin- Alternate	2017	Doug Bogdan	2017

**Board of Appeals
3 Year Term**

Jack Meeker –Chairman	2018	John Flaherty- Vice Chair	2017
Russell Lashua	2017	Barry Freedman	2019
Russell Sweet	2019		

Budget Committee

Jim Grattelo – Chairman	2019	Robert Caron Sr.	2017
Jim Turpin-Vice Chair	2018	Kent Uicker	2018
Daniel Craffey	2018	Rick Paraschak	2018

Ordinance Review Committee

Jack “Skip” Meeker-Spokesperson
Dan Allen, Merry Watson,
Barbara Hunt, Kevin Rogers,
James Krainin, Barry Freedman,
Russell Sweet

Naples American Flag Committee

Laurel Cebra, Richard Cross

THANK YOU VOLUNTEERS!

The Town of Naples truly appreciates the time and energy that many Naples citizens give so freely to serve the boards and committees.

Interested in volunteering?

Visit our town website to fill out a submission form to be considered for any vacancies in our Town Boards or Committees, or you may contact the Town Secretary.

**TOWN CLERK REPORT
MARCH 2016 - APRIL 2017**

Births: 44

Marriages: 43

Deaths: 38

Name:	Date:	Town of Death:	Age:
Anderson, Mary E	3/29/16	Lewiston	54
Fogg, Richard W	4/26/16	Naples	90
Lunt, Edward A	5/04/16	Portland	76
Lashua, Eleanor C	5/21/16	Portland	78
Eastman, Harold W	5/31/16	Bridgton	81
Witham, Gertrude L	6/01/16	Portland	92
Jensen, Richard E	6/11/16	Naples	88
Johnston, David T Sr	6/15/16	Naples	72
Gordon, Claudia L	6/19/16	Naples	81
Smith, Suzanne M	7/21/16	Scarborough	75
McLaughlin, Errol	8/09/16	Naples	67
Rand, Dana E Sr	8/12/16	Naples	78
Graham, Stewart R Sr	8/13/16	Naples	98
Gillespie, Gregory A	8/22/16	Naples	59
Aiken, Wendy L	9/14/16	Naples	60
Berman, Cecil Martin	9/19/16	Naples	87
Genest, Roland E Jr	11/04/16	Naples	65
Dekker, Ethel K	11/05/16	Bridgton	87
Caiazzo, Luke E Sr	11/12/16	Auburn	90
Polk, Edward J	11/15/16	Naples	85
Diekema, Richard J Sr	11/27/16	Naples	55
Strobel, Norman J Jr	11/27/16	Naples	59
Leavitt, Marian L	11/29/16	Norway	86
Frank, Robert C	12/08/16	Naples	82
Christian, Elizabeth	12/27/16	Naples	94
Mussett, James L	12/31/16	Bridgton	71
Nichols, Jeffery S	01/03/17	Auburn	52
Barker, Gage W	01/14/17	Portland	Infant
Cabral, Joseph	01/17/17	Naples	56
Bullen, James J	02/12/17	Naples	81
Foss, Velma A	02/13/17	Bridgton	94
Tenney, Melvin L	02/21/17	Windham	83
Zetterlund, Irma	02/21/17	Naples	93
Gurney, Francis L	03/02/17	Bridgton	70
Burnham, William I	03/06/17	Lewiston	79
Cooper, Richard A Jr	03/07/17	Naples	75
Hodgkin, Brenda M	04/17/17	Naples	49
Kernander, Marianne	04/19/17	West Paris	61

Elections:	Date:	# of Voters:
MSAD 61 Referendum Vote	04/12/16	828
Town Municipal Officers Election	05/31/16	172
MSAD 61 Budget Referendum Vote		172
Annual Town Meeting	06/08/16	
State Primary Election	06/14/16	56 Republicans 2 Democrats
State General Election	11/08/16	2,333

UNPAID PROPERTY TAXES AS OF MAY 10TH, 2017

(22 Pages)

Bankruptcy notice: For any property listed here as may be the subject of bankruptcy preceding please be advised that this notification is for the sole purpose of giving public notice of the outstanding assessed by the Town of Naples such property, and further by publication of this notice, the Town is not seeking to enforce, perfect or otherwise collect outstanding taxes assessed against such properties.

OWNER	YE AR	AMOUNT
MCCAULEY, LINDA	2008	\$306.24
MCCAULEY, LINDA	2008	\$306.24
MCCAULEY, LINDA	2008	\$304.04
MCCAULEY, LINDA	2008	\$304.72
MCCAULEY, LINDA	2008	\$394.38
MCCAULEY, LINDA	2008	\$300.99
MCCAULEY, LINDA	2008	\$313.69
MCCAULEY, LINDA	2008	\$304.72
MCCAULEY, LINDA	2008	\$305.57
MCCAULEY, LINDA	2008	\$305.73
MCCAULEY, LINDA	2008	\$305.57
MCCAULEY, LINDA	2008	\$381.41
MCCAULEY, LINDA	2008	\$313.69
MCCAULEY, LINDA	2008	\$310.98
MCCAULEY, LINDA	2008	\$304.38
MCCAULEY, LINDA	2008	\$304.38
MCCAULEY, LINDA	2008	\$304.38
MCCAULEY, LINDA	2008	\$304.38
MCCAULEY, LINDA	2008	\$304.38
MCCAULEY, LINDA	2008	\$179.92
MCCAULEY, LINDA	2008	\$309.29
MCCAULEY, LINDA	2008	\$305.23
MCCAULEY, LINDA	2008	\$304.38
MCCAULEY, LINDA	2008	\$311.83
MCCAULEY, LINDA	2008	\$309.29
MCGOWAN, DAVID	2008	\$283.22
WILLETTE, DAVID L.	2008	\$575.17
2008 TOTAL OWED:		\$8,558.20

OWNER	YE AR	AMOUNT
MCCAULEY, LINDA	2009	\$305.51
MCCAULEY, LINDA	2009	\$305.51
MCCAULEY, LINDA	2009	\$303.33
MCCAULEY, LINDA	2009	\$303.99

MCCAULEY, LINDA	2009	\$303.67
MCCAULEY, LINDA	2009	\$300.33
	YE	
OWNER	AR	AMOUNT
MCCAULEY, LINDA	2009	\$312.84
MCCAULEY, LINDA	2009	\$303.99
MCCAULEY, LINDA	2009	\$304.83
MCCAULEY, LINDA	2009	\$305.01
MCCAULEY, LINDA	2009	\$304.83
MCCAULEY, LINDA	2009	\$312.84
MCCAULEY, LINDA	2009	\$310.16
MCCAULEY, LINDA	2009	\$303.67
MCCAULEY, LINDA	2009	\$303.67
MCCAULEY, LINDA	2009	\$303.67
MCCAULEY, LINDA	2009	\$303.67
MCCAULEY, LINDA	2009	\$2,479.73
MCCAULEY, LINDA	2009	\$308.49
MCCAULEY, LINDA	2009	\$304.50
MCCAULEY, LINDA	2009	\$303.67
MCCAULEY, LINDA	2009	\$311.01
MCCAULEY, LINDA	2009	\$308.49
MCGOWAN, DAVID	2009	\$282.82
WATERHOUSE, DANIEL	2009	\$501.82
WILLETTE, DAVID L.	2009	\$570.52
	2009 TOTAL OWED:	\$10,866.24

CAMPBELL, KENNETH C.	2010	\$107.15
MCCAULEY, LINDA	2010	\$353.52
MCCAULEY, LINDA	2010	\$209.49
MCCAULEY, LINDA	2010	\$207.42
MCCAULEY, LINDA	2010	\$208.00
MCCAULEY, LINDA	2010	\$207.77
MCCAULEY, LINDA	2010	\$204.67
MCCAULEY, LINDA	2010	\$216.14
MCCAULEY, LINDA	2010	\$208.00
MCCAULEY, LINDA	2010	\$208.80
MCCAULEY, LINDA	2010	\$209.03
MCCAULEY, LINDA	2010	\$209.83
MCCAULEY, LINDA	2010	\$216.14
MCCAULEY, LINDA	2010	\$213.73
MCCAULEY, LINDA	2010	\$207.77
MCCAULEY, LINDA	2010	\$207.77
MCCAULEY, LINDA	2010	\$207.77

MCCAULEY, LINDA	2010	\$207.77
MCCAULEY, LINDA	2010	\$1,854.77
MCCAULEY, LINDA	2010	\$212.13
	YE	
OWNER	AR	AMOUNT
MCCAULEY, LINDA	2010	\$212.13
MCCAULEY, LINDA	2010	\$207.77
MCCAULEY, LINDA	2010	\$214.42
MCCAULEY, LINDA	2010	\$212.25
MCCAULEY, LINDA	2010	\$207.77
MCGOWAN, DAVID	2010	\$231.29
MURPHY, JENNIFER	2010	\$309.80
VAUGHN, DAVID	2010	\$158.44
WATERHOUSE, DANIEL	2010	\$400.57
WILLETTE, DAVID L.	2010	\$649.05
WISWELL, EDWARD B.	2010	\$112.07
	2010 TOTAL OWED:	\$8,793.23

	YE	
OWNER	AR	AMOUNT
CAMPBELL, KENNETH C.	2011	\$278.55
MCCAULEY, LINDA	2011	\$371.02
MCCAULEY, LINDA	2011	\$219.70
MCCAULEY, LINDA	2011	\$217.52
MCCAULEY, LINDA	2011	\$218.13
MCCAULEY, LINDA	2011	\$217.89
MCCAULEY, LINDA	2011	\$214.63
MCCAULEY, LINDA	2011	\$226.69
MCCAULEY, LINDA	2011	\$218.13
MCCAULEY, LINDA	2011	\$218.97
MCCAULEY, LINDA	2011	\$219.22
MCCAULEY, LINDA	2011	\$219.22
MCCAULEY, LINDA	2011	\$226.69
MCCAULEY, LINDA	2011	\$224.15
MCCAULEY, LINDA	2011	\$217.89
MCCAULEY, LINDA	2011	\$217.89
MCCAULEY, LINDA	2011	\$217.89
MCCAULEY, LINDA	2011	\$217.89
MCCAULEY, LINDA	2011	\$217.89
MCCAULEY, LINDA	2011	\$1,948.33
MCCAULEY, LINDA	2011	\$222.47
MCCAULEY, LINDA	2011	\$222.47
MCCAULEY, LINDA	2011	\$217.89
MCCAULEY, LINDA	2011	\$224.88
MCCAULEY, LINDA	2011	\$222.59
MCGOWAN, DAVID	2011	\$278.76

MURPHY, JENNIFER	2011	\$325.12
VAUGHN, DAVID	2011	\$268.05
WATERHOUSE, DANIEL	2011	\$420.46
WILLETTE, DAVID L.	2011	\$681.54
WISWELL, EDWARD B.	2011	\$168.45
2011 TOTAL OWED:		\$9,580.97

OWNER	YE	AR AMOUNT
CAMPBELL, KENNETH C.	2012	\$287.92
FERRO, SALAZAR	2012	\$65.55
GRAVES, LLOYD	2012	\$688.21
HANMER, IDA M.	2012	\$1,348.79
MCCAULEY, LINDA	2012	\$384.34
MCCAULEY, LINDA	2012	\$226.53
MCCAULEY, LINDA	2012	\$224.27
MCCAULEY, LINDA	2012	\$224.90
MCCAULEY, LINDA	2012	\$224.64
MCCAULEY, LINDA	2012	\$221.25
MCCAULEY, LINDA	2012	\$233.83
MCCAULEY, LINDA	2012	\$224.90
MCCAULEY, LINDA	2012	\$225.79
MCCAULEY, LINDA	2012	\$226.03
MCCAULEY, LINDA	2012	\$226.03
MCCAULEY, LINDA	2012	\$233.83
MCCAULEY, LINDA	2012	\$231.18
MCCAULEY, LINDA	2012	\$224.64
MCCAULEY, LINDA	2012	\$224.64
MCCAULEY, LINDA	2012	\$224.64
MCCAULEY, LINDA	2012	\$224.64
MCCAULEY, LINDA	2012	\$224.64
MCCAULEY, LINDA	2012	\$2,029.17
MCCAULEY, LINDA	2012	\$229.43
MCCAULEY, LINDA	2012	\$229.43
MCCAULEY, LINDA	2012	\$224.64
MCCAULEY, LINDA	2012	\$231.94
MCCAULEY, LINDA	2012	\$229.56
MCGOWAN, DAVID	2012	\$288.12
MURPHY, JENNIFER	2012	\$336.48
VAUGHN, DAVID	2012	\$276.96
WATERHOUSE, DANIEL	2012	\$441.64
WILLETTE, DAVID L.	2012	\$708.16
WISWELL, EDWARD B.	2012	\$173.09
2012 TOTAL OWED:		\$12,019.81

OWNER	YE	AR AMOUNT
--------------	-----------	------------------

CAMPBELL, KENNETH C.	2013	\$305.03
FERRO, SALAZAR	2013	\$191.53
FLICK, ZEYNA	2013	\$197.24
GRAVES, LLOYD	2013	\$1,197.98
HANMER, IDA M. HEIRS	2013	\$1,092.97
MCCAULEY, LINDA	2013	\$409.56

	YE	AR AMOUNT
OWNER		
MCCAULEY, LINDA	2013	\$248.50
MCCAULEY, LINDA	2013	\$246.19
MCCAULEY, LINDA	2013	\$240.72
MCCAULEY, LINDA	2013	\$240.47
MCCAULEY, LINDA	2013	\$236.99
MCCAULEY, LINDA	2013	\$249.83
MCCAULEY, LINDA	2013	\$246.83
MCCAULEY, LINDA	2013	\$241.62
MCCAULEY, LINDA	2013	\$247.98
MCCAULEY, LINDA	2013	\$247.98
MCCAULEY, LINDA	2013	\$255.94
MCCAULEY, LINDA	2013	\$253.25
MCCAULEY, LINDA	2013	\$246.58
MCCAULEY, LINDA	2013	\$246.58
MCCAULEY, LINDA	2013	\$240.47
MCCAULEY, LINDA	2013	\$246.58
MCCAULEY, LINDA	2013	\$240.47
MCCAULEY, LINDA	2013	\$2,082.19
MCCAULEY, LINDA	2013	\$251.45
MCCAULEY, LINDA	2013	\$251.45
MCCAULEY, LINDA	2013	\$246.58
MCCAULEY, LINDA	2013	\$247.90
MCCAULEY, LINDA A	2013	\$245.47
MCGOWAN, DAVID	2013	\$456.06
MURPHY, JENNIFER	2013	\$305.24
PIERCE, NANCY	2013	\$354.59
RFM, LLC	2013	\$219.31
RFM, LLC	2013	\$2,071.43
VAUGHN, DAVID	2013	\$581.83
WILLETTE, DAVID L.	2013	\$293.85
WISWELL, EDWARD B.	2013	\$733.95
WORTH, KAREN, TRUSTEE	2013	\$187.85
2013 TOTAL OWED:		\$16,100.44

CAMPBELL, KENNETH C.	2014	\$306.66
----------------------	------	----------

FERRO, SALAZAR	2014	\$186.20
FLICK, ZEYNA	2014	\$192.71
GRAVES, LLOYD	2014	\$1,254.50
HANMER, IDA M. HEIRS	2014	\$918.14
MCGOWAN, DAVID	2014	\$306.90
MEYERS, CHARLES	2014	\$75.19
MURPHY, JENNIFER	2014	\$359.28

OWNER

	YE	AR AMOUNT
NOTINGER, STEVEN TRUSTEE CHAP	2014	\$238.14
NOTINGER, STEVEN TRUSTEE CHAP 7	2014	\$234.47
NOTINGER, STEVEN TRUSTEE CHAP 7	2014	\$248.08
NOTINGER, STEVEN TRUSTEE CHAP 7	2014	\$466.99
NOTINGER, STEVEN TRUSTEE CHAP 7	2014	\$238.14
NOTINGER, STEVEN TRUSTEE CHAP 7	2014	\$238.14
NOTINGER, STEVEN TRUSTEE CHAP 7	2014	\$2,193.02
NOTINGER, STEVEN TRUSTEE CHAP 7	2014	\$246.04
NOTINGER, STEVEN TRUSTEE CHAP 7	2014	\$411.14
NOTINGER, STEVEN TRUSTEE CHAP 7	2014	\$240.29
NOTINGER, STEVEN TRUSTEE CHAP 7	2014	\$237.73
NOTINGER, STEVEN TRUSTEE CHAP 7	2014	\$238.41
NOTINGER, STEVEN TRUSTEE CHAP 7	2014	\$238.41
NOTINGER, STEVEN TRUSTEE CHAP 7	2014	\$239.64
NOTINGER, STEVEN TRUSTEE CHAP 7	2014	\$239.64
NOTINGER, STEVEN TRUSTEE CHAP 7	2014	\$248.08
NOTINGER, STEVEN TRUSTEE CHAP 7	2014	\$245.22
NOTINGER, STEVEN TRUSTEE CHAP 7	2014	\$238.14
NOTINGER, STEVEN TRUSTEE CHAP 7	2014	\$238.14
NOTINGER, STEVEN TRUSTEE CHAP 7	2014	\$238.14
NOTINGER, STEVEN TRUSTEE CHAP 7	2014	\$243.31
NOTINGER, STEVEN TRUSTEE CHAP 7	2014	\$243.31
NOTINGER, STEVEN TRUSTEE CHAP 7	2014	\$238.14
NOTINGER, STEVEN TRUSTEE CHAP 7	2014	243,46
NOTINGER, STEVEN TRUSTEE CHAP 7	2014	\$239.37
PIERCE, NANCY	2014	\$215.68
RFM, LLC	2014	\$2,181.60
RFM, LLC	2014	\$600.48
SPINDELL, ROBERT F.	2014	\$234.08
TIBBERT, JON L.	2014	\$175.07
VAUGHN, DAVID	2014	\$294.80
WILEY, BRUCE	2014	\$1,010.15
WILLETTE, DAVID L.	2014	\$761.94
WISWELL, EDWARD B.	2014	\$182.30

2014 TOTAL OWED:

\$17,375.81

OWNER	YE AR	AMOUNT
Campbell, Edward L	2015	\$315.84
Curit, Jeremy	2015	\$233.70
Dolloff, Tod	2015	\$1,146.20
Eley, Peter M Jr & Michael J	2015	\$1,999.64
Ferro, Salazar & Maria	2015	\$190.72
Flick, Zeyna & Jason	2015	\$179.09
Gallinari, Paul A	2015	\$1,024.23
Gallinari, Paul A	2015	\$1,491.12
Grady, Brian W	2015	\$1,491.12
Graham, Beatrice B	2015	\$745.90
Graves, Lloyd & Aubrey Jr	2015	\$1,300.28
Hanmer, Ida M Heirs	2015	\$950.95
Larsen, Anne	2015	\$90.12
Lowman, Christopher & Stephen	2015	\$919.83
McGowan, David	2015	\$316.09
Meyers, Charles	2015	\$1,269.00
Morton, Charles A & Rebecca J	2015	\$204.04
Murphy, Jennifer	2015	\$370.48
Notinger, Steven Trustee	2015	\$244.66
Notinger, Steven Trustee	2015	\$240.84
Notinger, Steven Trustee	2015	\$254.99
Notinger, Steven Trustee	2015	\$482.35
Notinger, Steven Trustee	2015	\$244.66
Notinger, Steven Trustee	2015	\$244.66
Notinger, Steven Trustee	2015	\$2,275.06
Notinger, Steven Trustee	2015	\$252.88
Notinger, Steven Trustee	2015	\$424.36
Notinger, Steven Trustee	2015	\$246.79
Notinger, Steven Trustee	2015	\$244.24
Notinger, Steven Trustee	2015	\$244.95
Notinger, Steven Trustee	2015	\$244.95
Notinger, Steven Trustee	2015	\$246.22
Notinger, Steven Trustee	2015	\$246.22
Notinger, Steven Trustee	2015	\$254.99
Notinger, Steven Trustee	2015	\$252.02
Notinger, Steven Trustee	2015	\$244.66
Notinger, Steven Trustee	2015	\$244.66
Notinger, Steven Trustee	2015	\$244.66
Notinger, Steven Trustee	2015	\$250.04
Notinger, Steven Trustee	2015	\$250.04
Notinger, Steven Trustee	2015	\$244.86
Notinger, Steven Trustee	2015	\$250.18
Notinger, Steven Trustee	2015	\$245.94

Oconnor, Tom	2015	\$270.92
Pierce, Nancy	2015	\$221.34
RFM INC	2015	\$2,263.21
RFM INC	2015	\$621.01
Secord, Lawrence A Jr & Colleen M	2015	\$1,618.44
Steeves, Michael A	2015	\$508.42
Thompson, Neal	2015	\$1,629.82
Tibbert, Jon L	2015	\$179.15
Vaughn, David & Marquetta	2015	\$303.53
Wiley, Bruce	2015	\$1,046.52
Willette, David L	2015	\$788.70
Wiswell, Edward B	2015	\$186.67

2015 TOTAL OWED:

Total \$32,495.96

OWNER	YE	AR AMOUNT
ADAMS, ELIZABETH	2016	\$155.37
ADAMS, STEVEN	2016	\$405.94
ALLEN LAND CO. LLC	2016	\$15,800.81
BARKER, PAUL L.	2016	\$2,008.74
BARKER, PAUL L.	2016	\$1,382.80
BELL, TROY	2016	\$1,066.88
BERNSTEIN, KEITH	2016	\$1,115.17
BERNSTEIN, KEITH	2016	\$427.21
BISHOP, KEITH	2016	\$452.03
BLANKENSHIP, MARK	2016	\$478.34
BROWN, KAREN L.	2016	\$306.65
BURKE, JOHN J. JR.	2016	\$2,710.64
BURKE, JOHN J. JR.	2016	\$4,512.06
CABRAL, JOSEPH	2016	\$7,556.46
CAMERON, EDMUND	2016	\$306.35
CAMPBELL, KENNETH C.	2016	\$306.35
CANTIN, RICHARD J.	2016	\$1,091.76
CASH, JEFF	2016	\$178.33
CEDARQUIST, DAVID	2016	\$93.62
CEDERQUIST, DAVID A.	2016	\$96.24
CLINTON, MARK D.	2016	\$4,618.83
CLINTON, MARK D.	2016	\$447.24
CLINTON, MARK D.	2016	\$439.61
COFFIN, SANDRA	2016	\$214.12
CONANT, JEFFREY	2016	\$583.78
CONANT, JEFFREY	2016	\$753.80
CURIT, JEREMY	2016	\$224.46

DEANGELIS, RALPH	2016	\$1,193.02
DOLLOFF, TOD	2016	\$1,509.20
EGGERT, EDWARD	2016	\$938.46
ELEY, PETER M. JR	2016	\$1,984.96
FERRO, SALAZAR	2016	\$181.61
FLICK, DANIEL A.	2016	\$797.31
FLICK, ZEYNA	2016	\$181.72
FREW, GERALD	2016	\$302.57
FRISCH NAPLES REALTY TRUST	2016	\$6,457.18
FRISCH NAPLES REALTY TRUST	2016	\$1,104.04
GALFORD, LORI	2016	\$510.09
GALLINARI, PAUL A.	2016	\$1,012.55
GALLINARI, PAUL A.	2016	\$1,478.01
GORDON, BEVERLY J.	2016	\$812.12
GRADY, BRIAN W.	2016	\$1,869.62
GRAHAM, BEATRICE B.	2016	\$6,985.76
GRAVES, LLOYD	2016	\$1,287.76
GREENE, JENNIFER	2016	\$6,894.47
GREENE, MICHAEL	2016	\$8,271.48
H3 DEVELOPMENT LLC	2016	\$272.22
H3 DEVELOPMENT LLC	2016	\$270.03
H3 DEVELOPMENT LLC	2016	\$259.04
H3 DEVELOPMENT LLC	2016	\$264.78
H3 DEVELOPMENT LLC	2016	\$259.04
H3 DEVELOPMENT LLC	2016	\$288.65
H3 DEVELOPMENT LLC	2016	\$275.44
H3 DEVELOPMENT LLC	2016	\$279.33
H3 DEVELOPMENT LLC	2016	\$264.44
H3 DEVELOPMENT LLC	2016	\$274.08
H3 DEVELOPMENT LLC	2016	\$272.90
H3 DEVELOPMENT LLC	2016	\$266.31
H3 DEVELOPMENT LLC	2016	\$263.03
H3 DEVELOPMENT LLC	2016	\$987.79
HALE, WARREN	2016	\$385.09
HALE, WARREN	2016	\$467.45
HALE, WARREN	2016	\$101.68
HALE, WARREN	2016	\$114.09
HALE, WARREN	2016	\$774.22
HALE, WARREN	2016	\$215.64
HANMER, IDA M. HEIRS	2016	\$939.49
HODSON, KAREN	2016	\$127.40
HOMER, PATRICIA	2016	\$1,100.96
HUDLIN, SAMANTHA	2016	\$274.82
HURTEAU, NATHANIEL	2016	\$232.12
INDELICATO, MARK A.	2016	\$1,317.11

KALEEL, GAIL	2016	\$1,684.48
KENT, DAVID W.	2016	\$1,162.48
LANE, JAMES	2016	\$157.89
LAROCHE, CARLA L.	2016	\$151.66
LARSEN, ANNE	2016	\$406.26
LEADBETTER, DAVID F.ET ALS	2016	\$171.78
LEAVITT, MARIAN L.	2016	\$428.82
LEWIS, BONNIE	2016	\$1,346.56
LIBBY, KENNETH	2016	\$851.11

OWNER	YE	AR AMOUNT
LITTLE, CHRISTOPER TRUSTEE	2016	\$2,627.74
LONGLEY, DANI	2016	\$2,096.04
LORD, SANDRA	2016	\$270.14
LOWMAN, CHRISTOPHER	2016	\$3,312.58
MAINE TELEPHONE CO.	2016	\$305.62
MAZZAGLIA, BARRY	2016	\$507.29
MAZZAGLIA, BARRY ,TRUSTEE	2016	\$8,070.12
MCGOWAN, DAVID	2016	\$150.95
MCGRATH, DEBRA, TRUSTEE	2016	\$400.95
MEYERS, CHARLES	2016	\$1,256.57
MORTON, CHARLES A.	2016	\$2,082.70
MORTON, MICHAEL	2016	\$996.65
MURPHY, JENNIFER	2016	\$360.82
NAPLES SELF STORAGE	2016	\$6,545.62
NEUBERT, KEITH A	2016	\$860.81
NOTINGER, STEVEN TRUSTEE CHAP	2016	\$235.38
NOTINGER, STEVEN TRUSTEE CHAP	2016	\$231.58
NOTINGER, STEVEN TRUSTEE CHAP	2016	\$245.68
NOTINGER, STEVEN TRUSTEE CHAP	2016	\$472.35
NOTINGER, STEVEN TRUSTEE CHAP	2016	\$235.38
NOTINGER, STEVEN TRUSTEE CHAP	2016	\$235.38
NOTINGER, STEVEN TRUSTEE CHAP	2016	\$2,259.55
NOTINGER, STEVEN TRUSTEE CHAP	2016	\$243.56
NOTINGER, STEVEN TRUSTEE	2016	\$414.52
NOTINGER, STEVEN TRUSTEE	2016	\$237.50
NOTINGER, STEVEN TRUSTEE	2016	\$234.96
NOTINGER, STEVEN TRUSTEE	2016	\$235.67
NOTINGER, STEVEN TRUSTEE	2016	\$235.67
NOTINGER, STEVEN TRUSTEE	2016	\$236.94
NOTINGER, STEVEN TRUSTEE	2016	\$236.94
NOTINGER, STEVEN TRUSTEE	2016	\$245.68
NOTINGER, STEVEN TRUSTEE	2016	\$242.73
NOTINGER, STEVEN TRUSTEE	2016	\$235.38

NOTINGER, STEVEN TRUSTEE	2016	\$235.38
NOTINGER, STEVEN TRUSTEE	2016	\$235.38
NOTINGER, STEVEN TRUSTEE	2016	\$240.74
NOTINGER, STEVEN TRUSTEE	2016	\$240.74
NOTINGER, STEVEN TRUSTEE	2016	\$235.38
NOTINGER, STEVEN TRUSTER CHAP	2016	\$240.89
NOTINGER, STEVEN, TRUSTEE CHAP	2016	\$236.66
O'CONNOR, TOM	2016	\$261.56
PALANZA, RICHARD	2016	\$1,388.41
PATINO, ERIC	2016	\$1,653.49

OWNER	YE	AR AMOUNT
PATTISON, RICHARD, TRUSTEE	2016	\$1,301.92
PETTINGILL, KIMBERLY	2016	\$258.30
PIERCE, DANIEL H.	2016	\$1,316.05
PIERCE, NANCY	2016	\$212.14
PINNACLE ASSET TRUST LLC	2016	\$454.94
PLUMMER, ERIN	2016	\$231.95
REINARD, RALPH	2016	\$1,021.31
RFM, LLC	2016	\$2,247.73
RFM, LLC	2016	\$610.57
ROGERS, CAROL	2016	\$239.67
RUBINOFF, STUART R.	2016	\$163.79
SECORD, LAWRENCE A. JR.	2016	\$1,621.53
SMALL, TROY M.	2016	\$571.71
SNOWBALL REALTY, LLC	2016	\$1,554.12
STAUFFER, RICHARD T.	2016	\$7,458.38
STEEVES, MICHAEL	2016	\$1,255.71
THOMPSON, NEAL	2016	\$1,755.89
TIBBERT, JON L.	2016	\$170.08
TINSLEY, SELINA	2016	\$180.45
TREADWELL, MRS. ARTHUR	2016	\$327.57
VAUGHN, DAVID	2016	\$294.07
WAKEMAN, STIENA K.	2016	\$1,189.35
WILEY, BRUCE	2016	\$1,034.77
WILLETTE, DAVID L.	2016	\$777.75
WISWELL, EDWARD B.	2016	\$177.56
WORTH, KAREN, TRUSTEE	2016	\$50.75

2016 TOTAL OWED: \$177,156.79

175 LAKE HOUSE ROAD, LLC	2017	\$254.71
A2M ENERGY GROUP, LLC	2017	\$3,948.52
ADAMS, ELIZABETH	2017	\$353.76

ADAMS, KEVIN F.	2017	\$3,864.16
ADAMS, KEVIN O.	2017	\$2,858.93
ADAMS, STEVEN	2017	\$401.28
ADLARD, BARBARA	2017	\$417.88
AJEMIAN, EDWARD F.	2017	\$685.72
ALLEN LAND CO. LLC	2017	\$14,730.80
AMERICAN TOWER CORPORATION	2017	\$0.75
ANDERSON, FRED E. III	2017	\$131.89
ANDERSON, KRISTEN A	2017	\$1,896.01
ANTOSH, KEVIN	2017	\$1,454.93
AREL, LEON SR	2017	\$326.24

	YE	AR	AMOUNT
OWNER			
AYOTTE, JACKIE C.	2017		\$355.99
BACON, JUSTIN	2017		\$160.91
BACON, JUSTIN H.	2017		\$628.71
BAGLEY, RICHARD J. & RICHARD K.	2017		\$329.89
BAIRD, BARBARA	2017		\$2,847.13
BALDWIN, JOHN A.	2017		\$169.35
BALDWIN, JOHN A.	2017		\$866.48
BARBOUR, GEORGE	2017		\$80.74
BARKER, EDWIN	2017		\$421.89
BARKER, PAUL L.	2017		\$1,813.61
BARKER, PAUL L.	2017		\$1,237.50
BATEMAN, JOHN R	2017		\$2,678.11
BEAHM, JAMES	2017		\$376.60
BEARDSLEY, MICHAEL	2017		\$927.34
BELL, DAWN M.	2017		\$639.21
BELL, TROY	2017		\$941.83
BELLIVEAU, ROBERT	2017		\$563.67
BELYEA, STEVE	2017		\$284.45
BENNETT, PEGGY E	2017		\$978.66
BERKELEY, JOHN D.	2017		\$529.31
BERNSTEIN, KEITH	2017		\$973.84
BETTS, MARK C.	2017		\$1,108.17
BIEDERWOLF, JOSHUA	2017		\$1,169.10
BISHOP, KEITH	2017		\$366.43
BLAKE, PETER	2017		\$996.53
BLANKENSHIP, MARK	2017		\$398.11
BLUE STORM LLC	2017		\$442.23
BODWELL, EMMA M.	2017		\$987.98
BODWELL, PETER	2017		\$1,530.62
BODWELL, PETER	2017		\$219.37
BOISVERT, ROBIN	2017		\$366.79

BOISVERT, ROBIN	2017	\$91.16
BOYSON, GLENN H.	2017	\$724.02
BRADBURY, REX A.	2017	\$762.74
BRAY'S BREWING CO. INC.	2017	\$5,387.21
BROWER, ANDREA C.	2017	\$475.20
BROWER, HOWARD S.	2017	\$174.50
BROWER, MIRIAM	2017	\$558.36
BROWER, MIRIAM	2017	\$595.43
BROWER, TERRANCE W.	2017	\$230.90
BROWN, KAREN L.	2017	\$443.65
BROWN, LINDA J.	2017	\$205.90
BUCK, ANDREW W.	2017	\$848.13

	YE	AR	AMOUNT
OWNER			
BURKE, JOHN J. JR.	2017		\$2,480.17
BURKE, JOHN J. JR.	2017		\$4,166.07
BURNELL, KEITH E.	2017		\$2,123.96
BUSCH, MICHAEL G.	2017		\$225.33
CABRAL, JOSEPH	2017		\$7,015.21
CALILEO, BRIAN C.	2017		\$1,714.27
CAMERON, EDMUND	2017		\$230.09
CAMERON, LEROY A.	2017		\$973.80
CAMPBELL, EDWARD L.	2017		\$2,724.93
CAMPBELL, KENNETH C.	2017		\$230.09
CANNON, CYNTHIA L. TRUSTEE	2017		\$2,275.22
CANNON, MARC, TRUSTEE	2017		\$5,995.81
CANTIN, RICHARD J.	2017		\$1,127.06
CAPOZZI, ERNEST P.	2017		\$260.04
CARLINE, WILLIAM T.	2017		\$470.32
CARVER, BRIAN	2017		\$1,394.09
CASH, JEFF	2017		\$44.29
CATRUCH, AUGUSTINE	2017		\$17.57
CBJ PROPERTIES, INC.	2017		\$747.78
CBJ PROPERTIES, INC.	2017		\$19.44
CEDERQUIST, DAVID	2017		\$416.59
CEDERQUIST, DAVID A.	2017		\$449.54
CHAPLIN, JEFFREY	2017		\$444.20
CHASE, RALPH P. JR.	2017		\$297.86
CIVITA, VINCENT HEIRS ET. AL	2017		\$3,432.70
CLEMENT, ANTHONY	2017		\$876.90
CLINTON, MARK D.	2017		\$4,265.99
CLINTON, MARK D.	2017		\$361.94
CLINTON, MARK D.	2017		\$354.82
COLVIN, KELLY	2017		\$1,249.93

COMEAU, CLIFFORD	2017	\$245.40
CONANT, JEFFREY	2017	\$489.72
CONANT, JEFFREY	2017	\$648.83
COTTER, JAMES M.	2017	\$716.95
COVILL, ARDELL	2017	\$15.88
CRAFFEY, DANIEL	2017	\$3,585.12
CRAFFEY, DANIEL	2017	\$4,515.94
CRAFFEY, DANIEL P	2017	\$2,371.25
CRAMER, GARY	2017	\$1,818.37
CRAY, DANNY	2017	\$1,610.15
CROTEAU, LANCE M.	2017	\$897.62
CROTEAU, NATHANIEL	2017	\$130.54
CRS REALTY, LLC	2017	\$272.31

	YE	AR AMOUNT
OWNER		
CURIT, JEREMY	2017	\$153.45
D.P.C. LLC	2017	\$1,815.00
DEANGELIS, RALPH	2017	\$1,059.89
DEANGELIS, RALPH	2017	\$222.64
DEANGELIS, RALPH	2017	\$956.21
DEANGELIS, RALPH M.	2017	\$1,826.76
DEARBORN, KEVIN	2017	\$937.92
DECESERE, LORI	2017	\$58.00
DELGRECO, CHARLES	2017	\$362.02
DIGNARD, MAYBELLE	2017	\$105.38
DILUIISO, JEFFREY	2017	\$248.69
DINGLEY, RAYMOND	2017	\$554.40
DIONNE, EDWARD	2017	\$346.85
DIRIGO PROPERTY SOLUTIONS INC	2017	\$157.56
DIRIGO PROPERTY SOLUTIONS INC	2017	\$248.15
DIRIGO PROPERTY SOLUTIONS, INC	2017	\$177.18
DIRIGO PROPERTY SOLUTIONS, INC	2017	\$166.60
DOBSON, JAMES ROSS JR	2017	\$1,796.27
DOGGETT, ESTER	2017	\$33.44
DOHERTY, CHARLES W.	2017	\$2,118.39
DOHERTY, PATRICK	2017	\$2,005.30
DOLLOFF, TOD	2017	\$1,355.80
DOWD, TRACY J.	2017	\$1,594.14
DRAKE PROPERTIES LLC	2017	\$1,510.52
DREW, CAROLYN	2017	\$745.48
DUFOUR, ROY	2017	\$2,209.47
DUQUETTE, DEAN	2017	\$995.73
DUQUETTE, DEAN	2017	\$1,061.55
DUQUETTE, PAUL	2017	\$4.38

DURKIN, SEAN B.	2017	\$1,307.97
DYER, SCOTT	2017	\$168.96
EDWARDS, DAVID J.	2017	\$850.19
EDWARDS, SHELLY ANN	2017	\$1,139.42
EGGERT, EDWARD	2017	\$1,903.29
ELDREDGE, STEVEN	2017	\$3,519.28
ELEY, PETER M. JR	2017	\$1,735.05
ELOWE, CAROL EATON	2017	\$168.96
ENG, DAVID A.	2017	\$859.04
FERRO, SALAZAR	2017	\$113.35
FILOSI, RICHARD P.	2017	\$2,046.84
FITZCHARLES, ROBERT	2017	\$727.40
FLICK, DANIEL A.	2017	\$689.57
FLICK, ZEYNA	2017	\$113.45

OWNER	YE	AR AMOUNT
FOLEY, JAMES E. III	2017	\$675.72
FORD, JAMES T.	2017	\$185.82
FOWLERS, THE OUTBACK STORE INC	2017	\$1,063.56
FREEDMAN, JANE E.	2017	\$1,729.00
FREW, GERALD	2017	\$226.55
FRISCH NAPLES REALTY TRUST	2017	\$5,986.42
FRISCH NAPLES REALTY TRUST	2017	\$987.36
FUNK, ALEX	2017	\$546.48
GADBOIS, SEAN	2017	\$386.79
GALFORD, LORI	2017	\$420.76
GALLINARI, PAUL A.	2017	\$891.00
GALLINARI, PAUL A.	2017	\$1,326.60
GARRON, JUSTIN	2017	\$370.86
GAW, TERRANCE, TRUSTEE	2017	\$1,228.19
GERRISH, VICTORIA T.	2017	\$406.65
GIGER, ADOLF J. ,TRUSTEE	2017	\$9.00
GILBRIDE, RICHARD	2017	\$10,825.47
GORDON, BEVERLY J.	2017	\$703.43
GOTSCHLICH, EMIL,TRUSTEE	2017	\$6,142.07
GOUPIL, RHONDA M.	2017	\$836.99
GRADY, BRIAN W.	2017	\$431.76
GRAHAM, BEATRICE B.	2017	\$6,481.11
GRANFIELD, JANET M. TRUSTEE	2017	\$1,091.45
GRANFIELD, RICHARD	2017	\$924.29
GRAVES, LLOYD	2017	\$1,148.56
GRECCO, CHARLES E.	2017	\$2,885.02
GREENE, JENNIFER	2017	\$6,134.90
GREENE, MICHAEL	2017	\$6,653.45

GREENE, MICHAEL	2017	\$4,144.83
GREGG, JENNIFER	2017	\$518.05
GREGG, JENNIFER A	2017	\$598.10
GROVER, JEFFREY	2017	\$1,143.87
H3 DEVELOPMENT LLC	2017	\$198.16
H3 DEVELOPMENT LLC	2017	\$196.10
H3 DEVELOPMENT LLC	2017	\$185.82
H3 DEVELOPMENT LLC	2017	\$191.19
H3 DEVELOPMENT LLC	2017	\$185.82
H3 DEVELOPMENT LLC	2017	\$213.52
H3 DEVELOPMENT LLC	2017	\$201.17
H3 DEVELOPMENT LLC	2017	\$204.81
H3 DEVELOPMENT LLC	2017	\$190.87
H3 DEVELOPMENT LLC	2017	\$199.90
H3 DEVELOPMENT LLC	2017	\$198.79

	YE	AR	AMOUNT
OWNER			
H3 DEVELOPMENT LLC	2017		\$192.61
H3 DEVELOPMENT LLC	2017		\$189.55
H3 DEVELOPMENT LLC	2017		\$867.82
HALE, WARREN	2017		\$377.31
HALE, WARREN	2017		\$430.66
HALE, WARREN	2017		\$1,081.38
HANGEN, LYNNE P.	2017		\$2,717.05
HANMER, IDA M. HEIRS	2017		\$822.62
HARRIMAN, TERRY W.	2017		\$13.75
HAWKSLEY, ALAN	2017		\$1,238.76
HEBERLEIN, KRISTEN	2017		\$493.42
HERBSTER, JONATHAN	2017		\$823.70
HILL, CRAIG	2017		\$116.61
HINCKLEY, WAYNE	2017		\$830.06
HISTORIC MAINE PROPERTIES LLC	2017		\$80.76
HISTORIC MAINE PROPERTIES, LLC	2017		\$7,745.69
HODSON, KAREN	2017		\$638.48
HOME SWEET HOME APARTMENTS	2017		\$210.80
HOMER, PATRICIA	2017		\$2,087.54
HUBBARD, ROBERT B	2017		\$765.60
HUBBARD, ROBERT B	2017		\$560.22
HUDLIN, SAMANTHA	2017		\$270.03
HULBERT, DAVID E	2017		\$591.87
HUNT, DARRYL	2017		\$1,182.49
HURTEAU, DEAN	2017		\$166.02
IMBRIALE, LAURA	2017		\$956.75
INDELICATO, MARK A.	2017		\$2,466.58

JACKSON, WAYNE	2017	\$474.59
JACQUES, LINDA	2017	\$2,080.24
JOHNSON, SHARON	2017	\$747.73
JONES, JACK	2017	\$124.53
JONES, ROBERT	2017	\$64.72
JORDAN, JOANNE	2017	\$1,020.39
JORDAN, JOANNE C	2017	\$167.37
JORDAN, JOANNE C	2017	\$768.71
JORDAN, JOANNE C	2017	\$166.32
JORDAN, JOANNE C	2017	\$164.47
JORDAN, JOANNE C	2017	\$163.41
JUERGENS, MICHAEL	2017	\$236.21
KALEEL, GAIL	2017	\$1,453.83
KEEFE, STEVEN J.	2017	\$2,531.57
KEENE, ALVIN G.	2017	\$346.10
KEISMAN, BARRY	2017	\$1,404.11

	YE	AR	AMOUNT
OWNER			
KELLY, STEPHEN	2017		\$427.39
KENNEY, PADRAIC	2017		\$1,058.88
KENT, DAVID W.	2017		\$2,683.60
KERRI-ROSE LLC	2017		\$1,360.79
KERRI-ROSE LLC	2017		\$1,326.07
KILEY, SEAN	2017		\$505.79
KITTY KAT KOVE TRUST	2017		\$1,999.17
KLIMEK, NICHOLAS	2017		\$820.91
KNIGHT GENERATIONS IV LLC	2017		\$5,020.86
KOKARAS, JUNE	2017		\$23.43
KROC, RUDOLPH	2017		\$1,540.05
KROC, RUDOLPH J.	2017		\$3,548.03
LABERGE, MARTIN	2017		\$3,760.04
LANDRY, RAYMOND	2017		\$1,811.41
LAROCHE, CARLA L.	2017		\$1,285.26
LARSEN, ALBERT C. JR	2017		\$216.69
LARSEN, ANNE	2017		\$323.60
LAUGHLIN, DAVID M	2017		\$604.62
LAWRENCE, JOAN, W.	2017		\$923.13
LEACH, GORDON	2017		\$979.54
LEADBETTER, DAVID F.ET ALS	2017		\$104.15
LEAVITT, MARIAN L.	2017		\$635.41
LEDGES ROAD LLC	2017		\$981.24
LEHANE, CHERYL A. ,TRUSTEE	2017		\$10.93
LEWIS, BONNIE	2017		\$1,697.49
LIBBY, KENNETH	2017		\$1,123.58

LINCOLN, ALICIA MELLO	2017	\$115.04
LISTER, DAVID C.	2017	\$452.06
LITTLE, CHRISTOPER TRUSTEE	2017	\$2,877.24
LITTLEFIELD, SANDRA ET AL	2017	\$318.38
LIZOTTE-HEBERT, BEVERLY	2017	\$458.43
LOJKO, KEVIN	2017	\$2,277.23
LONGLEY, ANTHONY	2017	\$887.97
LONGLEY, ANTHONY	2017	\$978.16
LONGLEY, ANTHONY	2017	\$652.65
LONGLEY, ANTHONY	2017	\$336.71
LONGLEY, DANI	2017	\$2,833.75
LORD, SANDRA	2017	\$196.20
LOWMAN, CHRISTOPHER	2017	\$3,043.51
MACNEIL, PATRICIA ,TRUSTEE	2017	\$735.33
MACNEIL, PATRICIA ,TRUSTEE	2017	\$115.04
MACNEIL, PATRICIA ,TRUSTEE	2017	\$115.04
MACNEIL, PATRICIA A. ,TRUSTEE	2017	\$119.61

	YE	AR AMOUNT
OWNER		
MADISON HEIGHTS ASSOC	2017	\$169.22
MADWILL REALTY TRUST	2017	\$944.84
MAINE TELEPHONE CO.	2017	\$229.42
MANDEVILLE, LOUIS	2017	\$2,721.38
MARCELLA, JOHN	2017	\$1,427.45
MARSHALL, RONALD B.	2017	\$1,856.63
MARTIN, GABRIEL	2017	\$1,354.46
MARTIN, JOHN	2017	\$1,485.71
MARTIN, PETER M.	2017	\$721.23
MASTROGIOVANNI, JAMES	2017	\$82.04
MATATALL, SCOTT	2017	\$417.65
MAYNARD, LAWRENCE F.	2017	\$1,212.69
MAZZAGLIA, BARRY	2017	\$663.04
MAZZAGLIA, BARRY ,TRUSTEE	2017	\$13,395.03
MCCARTHY, JOHN	2017	\$1,590.61
MCCARTHY, ROBERT P	2017	\$615.77
MCCONKEY, SHIRLEY	2017	\$443.64
MCCOY, JAMES	2017	\$325.35
MCDONNELL, ROBERT	2017	\$2,982.41
MCDONOUGH, JOHN	2017	\$910.86
MCEVOY, JOHN T. ,TRUSTEE	2017	\$1,628.17
MCGILLICUDDY, TIMOTHY F.	2017	\$1,859.05
MCGOWAN, DAVID	2017	\$18.65
MCGRATH, DEBRA, TRUSTEE	2017	\$818.51
MCGROARTY, JAMES T.	2017	\$1,629.18

MCINTOSH, JOANNA	2017	\$1,669.07
MCKELLAR, DIANE R. ,TRUSTEE	2017	\$9,531.68
MCNABB, MICHAEL	2017	\$176.43
MDA INVESTMENT TRUST	2017	\$52.44
MECAP, LLC	2017	\$1,905.71
MEEHAN, WILLIAM F. III	2017	\$1,495.24
MELLO LINCOLN, ALICIA	2017	\$114.16
MERRILL, DELVIN B.	2017	\$833.84
MESCHINO, WILLIAM L.	2017	\$963.43
MESERVE, JOHN A.	2017	\$2,757.04
MEYERS, CHARLES	2017	\$1,119.37
MILLER, NEIL E	2017	\$803.62
MINNICOZZI, CHRISTINA B.	2017	\$330.38
MOHAN, PAULINE E.	2017	\$978.71
MORTON, CHARLES A.	2017	\$553.30
MORTON, CHARLES A.	2017	\$1,826.51
MORTON, JOSHUA	2017	\$1,323.27
MORTON, LORI A	2017	\$495.00

	YE	AR	AMOUNT
OWNER			
MORTON, LORI A	2017		\$469.13
MORTON, MICHAEL	2017		\$1,772.65
MUIR, GLENN	2017		\$168.96
MUIR, GLENN	2017		\$239.00
MULKERIN, JOHN F	2017		\$1,629.18
MURPHY, JENNIFER	2017		\$281.07
NAPLES REDEVELOPMENT LLC	2017		\$3,541.06
NAPLES SELF STORAGE	2017		\$6,069.20
NAPLES SELF STORAGE	2017		\$24.29
NEUBERT, KEITH A	2017		\$1,269.17
NORRIS, RUSSELL	2017		\$2,434.42
NOTINGER, STEVEN TRUSTEE CHAP 7	2017		\$163.68
NOTINGER, STEVEN TRUSTEE CHAP 7	2017		\$160.12
NOTINGER, STEVEN TRUSTEE CHAP 7	2017		\$173.32
NOTINGER, STEVEN TRUSTEE CHAP 7	2017		\$385.44
NOTINGER, STEVEN TRUSTEE CHAP 7	2017		\$163.68
NOTINGER, STEVEN TRUSTEE CHAP 7	2017		\$163.68
NOTINGER, STEVEN TRUSTEE CHAP 7	2017		\$2,058.03
NOTINGER, STEVEN TRUSTEE CHAP 7	2017		\$171.34
NOTINGER, STEVEN TRUSTEE CHAP.7	2017		\$331.32
NOTINGER, STEVEN TRUSTEE CHAP.7	2017		\$165.66
NOTINGER, STEVEN TRUSTEE CHAP.7	2017		\$163.28
NOTINGER, STEVEN TRUSTEE CHAP.7	2017		\$163.94
NOTINGER, STEVEN TRUSTEE CHAP.7	2017		\$163.94

NOTINGER, STEVEN TRUSTEE CHAP.7	2017	\$165.13
NOTINGER, STEVEN TRUSTEE CHAP.7	2017	\$165.13
NOTINGER, STEVEN TRUSTEE CHAP.7	2017	\$173.32
NOTINGER, STEVEN TRUSTEE CHAP.7	2017	\$170.54
NOTINGER, STEVEN TRUSTEE CHAP.7	2017	\$163.68
NOTINGER, STEVEN TRUSTEE CHAP.7	2017	\$163.68
NOTINGER, STEVEN TRUSTEE CHAP.7	2017	\$163.68
NOTINGER, STEVEN TRUSTEE CHAP.7	2017	\$168.70
NOTINGER, STEVEN TRUSTEE CHAP.7	2017	\$168.70
NOTINGER, STEVEN TRUSTEE CHAP.7	2017	\$163.68
NOTINGER, STEVEN TRUSTER CHAP 7	2017	\$168.83
NOTINGER, STEVEN, TRUSTEE CHAP 7	2017	\$164.87
NUBENTLEY, LLC	2017	\$2,783.11
O'CONNOR, TOM	2017	\$188.18
OCTOBER LANE, LLC	2017	\$3,161.70
O'LEARY, TIMOTHY	2017	\$1,715.29
OLOFSON, DENNIS	2017	\$69.01
OPOLSKI, MATTHEW	2017	\$847.42
ORRIS PROPERTIES LLC	2017	\$464.33

	YE	AR AMOUNT
OWNER		
O'TOOLE, TIMOTHY	2017	\$798.25
PACKARD, MARCUS S	2017	\$407.40
PALANZA, RICHARD	2017	\$2,294.64
PATINO, ERIC	2017	\$1,490.83
PATRIOTTI, ROSA	2017	\$1,028.51
PATTI, JAMES	2017	\$1,561.71
PATTISON, RICHARD, TRUSTEE	2017	\$1,225.46
PENNELL, MELISSA	2017	\$326.83
PEREZ, KRISTA	2017	\$109.72
PETERSON, KATHIE	2017	\$1,210.12
PETTINGILL, KIMBERLY	2017	\$342.28
PIAZZA, SALVATORE	2017	\$1,284.71
PIERCE, DANIEL H.	2017	\$1,175.04
PIERCE, NANCY	2017	\$141.91
PINKHAM, PETER	2017	\$1,416.13
PINKHAM, PETER ALLEN	2017	\$67.04
PINNACLE ASSET TRUST LLC	2017	\$751.15
PLISKOWSKI, ELLEN M.	2017	\$608.56
PLUMMER, C. BRUCE	2017	\$255.97
PLUMMER, C. BRUCE	2017	\$2,130.56
PLUMMER, CODY	2017	\$380.69
PLUMMER, DANIEL	2017	\$434.54
PLUMMER, ERIN	2017	\$380.42

POLLAND, G MICHAEL	2017	\$233.64
POOL, THOMAS	2017	\$359.97
PRICE, RANDALL	2017	\$2,880.06
PROVENCHER, DENNIS P.	2017	\$341.75
PUTNAM, JASON	2017	\$171.33
PUTNAM, JASON K.	2017	\$563.45
QUALEY, JOSEPH	2017	\$783.05
QUALEY, JOSEPH SCOTT	2017	\$3.71
QUIGLEY, DEBORAH	2017	\$2,595.32
RECREATIONAL PRODUCTS, INC.	2017	\$4,009.33
REEDICH, DOUGLAS, TRUSTEE	2017	\$5,157.95
REGGIANNINI, FRANCES T. C/O	2017	\$805.33
REILLY, ROBERT L	2017	\$163.09
REINARD, RALPH	2017	\$899.20
REINHARD, PETER	2017	\$184.80
REINHARD, PETER	2017	\$1,481.39
RFM, LLC	2017	\$2,046.96
RFM, LLC	2017	\$514.80
RILEY, WILLIAM	2017	\$399.05
RINGUETTE, DAWN G.	2017	\$759.36

	YE	AR	AMOUNT
OWNER			
ROBINSON, SCOTT A.	2017		\$60.38
ROGERS, CAROL	2017		\$863.08
ROTONDO-CUMMINGS, DONNA	2017		\$1,398.80
RUTLAND, MARK	2017		\$1,913.78
RUTLAND, MARK	2017		\$1,580.85
RUTLAND, MARK D	2017		\$372.24
SAWYER, ASTRID P.	2017		\$174.62
SAWYER, DAVID M., TRUSTEE	2017		\$8,025.53
SCARF, JEFFREY C.	2017		\$1,106.91
SCHMIDT, DANIEL	2017		\$2,743.10
SECORD, LAWRENCE A. JR.	2017		\$1,394.92
SEXTON, GEORGE T.	2017		\$4,527.64
SHAW, SUSAN	2017		\$542.54
SHIELDS, J. R.	2017		\$21.72
SILVESTRO, LYNN	2017		\$365.28
SIMMS, FLEURETTE	2017		\$1,164.01
SMALL, TROY M.	2017		\$759.81
SMITH, FREDERICK TRUSTEE	2017		\$282.81
SMITH, GARY & BRENDA	2017		\$287.19
SMITH, MARK	2017		\$512.04
SMITH, PRISCILLA M.	2017		\$305.99
SMITH, WILLIAM	2017		\$181.78

SNOWBALL REALTY, LLC	2017	\$1,397.84
SPADA FAMILY TRUS	2017	\$2,124.04
SPENCER, MARGARET	2017	\$342.90
SPINELLA, SANDRA	2017	\$1,027.28
SPIZUOCO, CHARLES	2017	\$261.36
SPRAGUE, SUSAN	2017	\$661.98
ST. PIERRE, VICTORIA	2017	\$1,509.86
STAUFFER, RICHARD T.	2017	\$6,923.43
STEELE, LISA	2017	\$1,066.77
STEEVES, MICHAEL A	2017	\$1,118.57
STRONG, GREGORY E.	2017	\$4,135.91
STUART, GREGORY	2017	\$375.04
SULLIVAN, PETER E.	2017	\$1,629.18
TABENKEN, SALLY HEIRS	2017	\$333.17
THERIAULT, GARY	2017	\$217.62
THOMPSON, NEAL	2017	\$1,586.67
TIBBERT, JON L.	2017	\$102.56
TINSLEY, SELINA	2017	\$1,030.62
TOMKUS, DONALD	2017	\$251.59
TOMKUS, DONALD A.	2017	\$1,288.91
TOTTLE, KERRY M.	2017	\$1,696.36

	YE	AR AMOUNT
OWNER		
TREADWELL, MRS. ARTHUR	2017	\$62.49
TSIMORTOS, PETER S	2017	\$2,022.28
TUDOR, EDGAR	2017	\$841.21
TURCOTTE, DANA	2017	\$319.49
TURCOTTE, HENRY P. JR.	2017	\$1,336.93
VACCHIANO, TRACY A.	2017	\$784.26
VALONIS, RONALD P.	2017	\$93.16
VAUGHN, DAVID	2017	\$218.59
VIDIC, STEVEN	2017	\$664.71
WAKEMAN, STIENA K.	2017	\$1,291.47
WALKER, ERIC R.	2017	\$1,173.63
WATSON, COLE R.	2017	\$1,249.37
WEDGE, HALE HEIRS	2017	\$1,044.05
WELSH, PATRICIA	2017	\$422.60
WILCOX, JAMES	2017	\$169.04
WILCOX, KATHLEEN	2017	\$91.16
WILCOX, TAMARA L.	2017	\$39.21
WILEY, BRUCE	2017	\$911.79
WILLETTE, DAVID L.	2017	\$671.26
WILLEY, DONALD A JR.	2017	\$233.17
WILLIAMS, JESSE	2017	\$572.62

WILLS, STEVEN A	2017	\$208.30
WILLS, STEVEN A	2017	\$305.99
WILLWERTH, JAMES	2017	\$163.68
WILLWERTH, JAMES	2017	\$585.66
WILMINGTON SAVINS FUND SOCIETY	2017	\$47.46
WINSLOW, BRIAN	2017	\$259.91
WISWELL, EDWARD B.	2017	\$109.56
WORTH, KAREN, TRUSTEE	2017	\$3,757.08
YOUNG, RUTH E.	2017	\$2.37
ZEDALIS, JEFFREY	2017	\$8.67
ZEDALIS, JEFFREY	2017	\$13.33
2017 TOTAL OWED:		\$548,765.17

UNPAID PERSONAL PROPERTY TAXES

AS OF 5/10/17

598	P	A TO Z ELECTRIC	2017	79.17	0.00
635	P	AFFORDABLE EXCAVATION	2017	132.00	0.00
34	P	ARAMARK REFRESHMENT SERVICES	2017	13.20	0.00
508	P	ARSENAULT, DANA	2017	64.02	31.15
588	P	AT&T MOBILITY	2016	199.69	71.19
588	P	AT&T MOBILITY	2017	178.57	0.00
640	P	BLACK BEAR CAFE	2017	165.00	0.00
48	P	BLANCHARD, DALE	2007	45.30	0.00
48	P	BLANCHARD, DALE	2008	47.08	0.00
48	P	BLANCHARD, DALE	2009	46.79	0.00
48	P	BLANCHARD, DALE	2010	32.33	0.00
48	P	BLANCHARD, DALE	2011	34.57	0.00
48	P	BLANCHARD, DALE	2012	36.06	0.00
48	P	BLANCHARD, DALE	2013	36.65	0.00
48	P	BLANCHARD, DALE	2014	38.74	0.00
48	P	BLANCHARD, DALE	2015	40.38	0.00
48	P	BLANCHARD, DALE	2016	40.38	0.00
57	P	BRAY'S BREWING CO. INC	2013	435.42	217.71
57	P	BRAY'S BREWING CO. INC	2014	460.20	0.00
57	P	BRAY'S BREWING CO. INC	2015	479.67	0.00
57	P	BRAY'S BREWING CO. INC	2016	479.67	0.00
57	P	BRAY'S BREWING CO. INC	2017	467.28	0.00
70	P	CAMPBELL, JACK	2006	12.96	0.00
70	P	CAMPBELL, JACK	2007	22.80	0.00
70	P	CAMPBELL, JACK	2008	23.70	0.00
70	P	CAMPBELL, JACK	2009	23.55	0.00
70	P	CAMPBELL, JACK	2010	16.28	0.00
70	P	CAMPBELL, JACK	2011	17.40	0.00
70	P	CAMPBELL, JACK	2012	18.15	0.00
70	P	CAMPBELL, JACK	2013	18.45	0.00
70	P	CAMPBELL, JACK	2014	19.50	0.00
70	P	CAMPBELL, JACK	2015	20.33	0.00
70	P	CAMPBELL, JACK	2016	20.33	0.00
70	P	CAMPBELL, JACK	2017	19.80	0.00
73	P	CARNEY, GEARY & HOLLY	2017	138.60	0.00
661	P	CAUSEWAY DAIRY BAR	2017	79.20	0.00
99	P	CRAIG, GEORGE T. JR	2016	118.16	0.00
99	P	CRAIG, GEORGE T. JR	2017	115.10	0.00
108	P	DEVEAU, JOHN	2010	165.68	144.01
108	P	DEVEAU, JOHN	2011	177.13	0.00
108	P	DEVEAU, JOHN	2012	184.77	0.00
108	P	DEVEAU, JOHN	2013	187.82	0.00

108	P	DEVEAU, JOHN	2014	198.51	0.00
108	P	DEVEAU, JOHN	2015	206.91	0.00
108	P	DEVEAU, JOHN	2016	206.91	0.00
108	P	DEVEAU, JOHN	2017	201.56	0.00
107	P	DEVEAU, MARY & JOE	2002	3.77	0.00
107	P	DEVEAU, MARY & JOE	2003	56.48	0.00
107	P	DEVEAU, MARY & JOE	2004	58.12	0.00
107	P	DEVEAU, MARY & JOE	2005	65.12	0.00
107	P	DEVEAU, MARY & JOE	2006	66.89	0.00
107	P	DEVEAU, MARY & JOE	2007	67.34	0.00
107	P	DEVEAU, MARY & JOE	2008	63.20	0.00
107	P	DEVEAU, MARY & JOE	2009	62.80	0.00
107	P	DEVEAU, MARY & JOE	2010	43.40	0.00
107	P	DEVEAU, MARY & JOE	2011	46.40	0.00
107	P	DEVEAU, MARY & JOE	2012	48.40	0.00
107	P	DEVEAU, MARY & JOE	2013	49.20	0.00
107	P	DEVEAU, MARY & JOE	2014	52.00	0.00
107	P	DEVEAU, MARY & JOE	2015	54.20	0.00
107	P	DEVEAU, MARY & JOE	2016	54.20	0.00
107	P	DEVEAU, MARY & JOE	2017	52.80	0.00
115	P	DORE, GILLES	2012	6.05	0.00
115	P	DORE, GILLES	2013	6.15	0.00
115	P	DORE, GILLES	2014	6.50	0.00
115	P	DORE, GILLES	2015	6.78	0.00
115	P	DORE, GILLES	2016	6.78	0.00
118	P	DRESSER, REGINA & LEWIS	2008	170.64	0.00
118	P	DRESSER, REGINA & LEWIS	2009	169.56	0.00
118	P	DRESSER, REGINA & LEWIS	2010	117.18	0.00
118	P	DRESSER, REGINA & LEWIS	2011	125.28	0.00
118	P	DRESSER, REGINA & LEWIS	2012	130.68	0.00
118	P	DRESSER, REGINA & LEWIS	2013	132.84	0.00
118	P	DRESSER, REGINA & LEWIS	2014	140.40	0.00
118	P	DRESSER, REGINA & LEWIS	2015	146.34	0.00
118	P	DRESSER, REGINA & LEWIS	2016	146.34	0.00
118	P	DRESSER, REGINA & LEWIS	2017	142.56	0.00
544	P	FENOFF, PAM	2008	367.98	0.00
544	P	FENOFF, PAM	2009	365.65	0.00
544	P	FENOFF, PAM	2010	252.70	0.00
544	P	FENOFF, PAM	2011	270.16	0.00
544	P	FENOFF, PAM	2012	281.81	0.00
544	P	FENOFF, PAM	2013	286.47	0.00
544	P	FENOFF, PAM	2014	302.77	0.00
544	P	FENOFF, PAM	2015	315.58	0.00
544	P	FENOFF, PAM	2016	315.58	0.00
544	P	FENOFF, PAM	2017	307.43	0.00

560	P	FOLK, LISA-KAY, THARPE, LORI ANN	2013	114.88	0.02
560	P	FOLK, LISA-KAY, THARPE, LORI ANN	2014	121.42	0.00
560	P	FOLK, LISA-KAY, THARPE, LORI ANN	2015	126.56	0.00
560	P	FOLK, LISA-KAY, THARPE, LORI ANN	2016	126.56	0.00
560	P	FOLK, LISA-KAY, THARPE, LORI ANN	2017	123.29	0.00
684	P	FREEDOM CAFE & PUB	2017	528.00	264.00
156	P	GAGNE, DAVID & HOLLY	2003	58.01	0.00
156	P	GAGNE, DAVID & HOLLY	2004	99.70	0.00
156	P	GAGNE, DAVID & HOLLY	2005	111.71	0.00
156	P	GAGNE, DAVID & HOLLY	2006	114.74	0.00
156	P	GAGNE, DAVID & HOLLY	2007	115.50	0.00
156	P	GAGNE, DAVID & HOLLY	2008	120.06	0.00
156	P	GAGNE, DAVID & HOLLY	2009	191.54	0.00
156	P	GAGNE, DAVID & HOLLY	2010	132.37	0.00
156	P	GAGNE, DAVID & HOLLY	2011	141.52	0.00
156	P	GAGNE, DAVID & HOLLY	2012	147.62	0.00
156	P	GAGNE, DAVID & HOLLY	2013	150.06	0.00
156	P	GAGNE, DAVID & HOLLY	2014	158.60	0.00
156	P	GAGNE, DAVID & HOLLY	2015	165.31	0.00
156	P	GAGNE, DAVID & HOLLY	2016	561.21	0.00
156	P	GAGNE, DAVID & HOLLY	2017	546.72	0.00
157	P	GALLAGHER, DENISE	2017	27.98	27.90
686	P	GALLEY RESTAURANT & PUB	2017	316.80	0.00
688	P	GENE'S DISCOUNT SALES	2017	6.60	0.00
172	P	GRAVES, WILFRED & ANN	2011	123.48	0.00
172	P	GRAVES, WILFRED & ANN	2012	128.80	0.00
172	P	GRAVES, WILFRED & ANN	2013	130.93	0.00
172	P	GRAVES, WILFRED & ANN	2014	138.39	0.00
172	P	GRAVES, WILFRED & ANN	2015	144.24	0.00
172	P	GRAVES, WILFRED & ANN	2016	144.24	0.00
172	P	GRAVES, WILFRED & ANN	2017	140.51	0.00
176	P	GURNETT, LYNN	2007	486.40	0.00
176	P	GURNETT, LYNN	2008	505.60	0.00
176	P	GURNETT, LYNN	2009	502.40	0.00
176	P	GURNETT, LYNN	2010	347.20	0.00
176	P	GURNETT, LYNN	2011	371.20	0.00
176	P	GURNETT, LYNN	2012	387.20	0.00
176	P	GURNETT, LYNN	2013	393.60	0.00
176	P	GURNETT, LYNN	2014	416.00	0.00
176	P	GURNETT, LYNN	2015	433.60	0.00
176	P	GURNETT, LYNN	2016	433.60	293.02
176	P	GURNETT, LYNN	2017	136.95	0.00
176	P	GURNETT, LYNN	2005	118.97	108.85
176	P	GURNETT, LYNN	2006	122.20	0.00
168	P	HADAD, FRANK	2003	36.47	0.00

168	P	HADAD, FRANK	2004	37.52	0.00
168	P	HADAD, FRANK	2005	42.04	0.00
168	P	HADAD, FRANK	2006	43.19	0.00
168	P	HADAD, FRANK	2007	43.47	0.00
168	P	HADAD, FRANK	2008	45.19	0.00
168	P	HADAD, FRANK	2009	44.90	0.00
168	P	HADAD, FRANK	2010	31.03	0.00
168	P	HADAD, FRANK	2011	33.18	0.00
168	P	HADAD, FRANK	2012	34.61	0.00
168	P	HADAD, FRANK	2013	35.18	0.00
168	P	HADAD, FRANK	2014	37.18	0.00
168	P	HADAD, FRANK	2015	38.75	0.00
168	P	HADAD, FRANK	2016	38.75	0.00
168	P	HADAD, FRANK	2017	37.75	0.00
572	P	HAWK ELECTRIC	2017	66.00	0.00
182	P	HINES, DAVID	2005	26.56	0.00
182	P	HINES, DAVID	2006	27.29	0.00
182	P	HINES, DAVID	2007	209.76	0.00
182	P	HINES, DAVID	2008	218.04	0.00
182	P	HINES, DAVID	2009	216.66	0.00
182	P	HINES, DAVID	2010	149.73	0.00
182	P	HINES, DAVID	2011	160.08	0.00
182	P	HINES, DAVID	2012	166.98	0.00
182	P	HINES, DAVID	2013	169.74	0.00
182	P	HINES, DAVID	2014	179.40	0.00
182	P	HINES, DAVID	2015	186.99	0.00
182	P	HINES, DAVID	2016	186.99	0.00
182	P	HINES, DAVID	2017	182.16	0.00
190	P	HURSTY, CATHERINE & PAUL	2001	236.61	0.00
190	P	HURSTY, CATHERINE & PAUL	2002	260.08	0.00
190	P	HURSTY, CATHERINE & PAUL	2003	208.55	0.00
190	P	HURSTY, CATHERINE & PAUL	2004	214.60	0.00
190	P	HURSTY, CATHERINE & PAUL	2005	240.45	0.00
190	P	HURSTY, CATHERINE & PAUL	2006	246.99	0.00
190	P	HURSTY, CATHERINE & PAUL	2007	248.63	0.00
190	P	HURSTY, CATHERINE & PAUL	2008	229.89	0.00
190	P	HURSTY, CATHERINE & PAUL	2009	228.43	0.00
190	P	HURSTY, CATHERINE & PAUL	2010	157.87	0.00
190	P	HURSTY, CATHERINE & PAUL	2011	168.78	0.00
190	P	HURSTY, CATHERINE & PAUL	2012	176.06	0.00
190	P	HURSTY, CATHERINE & PAUL	2013	178.97	0.00
190	P	HURSTY, CATHERINE & PAUL	2014	189.15	0.00
190	P	HURSTY, CATHERINE & PAUL	2015	197.15	0.00
190	P	HURSTY, CATHERINE & PAUL	2016	197.15	0.00
190	P	HURSTY, CATHERINE & PAUL	2017	192.06	0.00

696	P	JMG CONSTRUCTION	2017	66.00	0.00
196	P	JOHNSON, MARK	1997	29.40	0.00
196	P	JOHNSON, MARK	1998	29.30	0.00
196	P	JOHNSON, MARK	1999	29.30	0.00
196	P	JOHNSON, MARK	2000	29.30	0.00
196	P	JOHNSON, MARK	2001	29.80	0.00
196	P	JOHNSON, MARK	2002	31.80	0.00
196	P	JOHNSON, MARK	2003	25.50	0.00
196	P	JOHNSON, MARK	2004	26.24	0.00
196	P	JOHNSON, MARK	2005	29.40	0.00
196	P	JOHNSON, MARK	2006	30.20	0.00
196	P	JOHNSON, MARK	2007	30.40	0.00
196	P	JOHNSON, MARK	2008	31.60	0.00
196	P	JOHNSON, MARK	2009	31.40	0.00
196	P	JOHNSON, MARK	2010	21.70	0.00
196	P	JOHNSON, MARK	2011	23.20	0.00
196	P	JOHNSON, MARK	2012	24.20	0.00
196	P	JOHNSON, MARK	2013	24.60	0.00
196	P	JOHNSON, MARK	2014	26.00	0.00
196	P	JOHNSON, MARK	2015	27.10	0.00
196	P	JOHNSON, MARK	2016	27.10	0.00
196	P	JOHNSON, MARK	2017	26.40	0.00
707	P	LAKE REGION CATERERS	2017	33.00	0.00
708	P	LAKE REGION CONVENIENCE	2017	85.80	0.00
710	P	LAKE REGION DRIVING SCHOOL	2017	6.60	0.00
458	P	LEE, JUSTIN	2007	250.80	0.00
458	P	LEE, JUSTIN	2008	260.70	0.00
458	P	LEE, JUSTIN	2009	259.05	0.00
458	P	LEE, JUSTIN	2010	179.03	0.00
458	P	LEE, JUSTIN	2011	191.40	0.00
458	P	LEE, JUSTIN	2012	199.65	0.00
458	P	LEE, JUSTIN	2013	202.95	0.00
458	P	LEE, JUSTIN	2014	214.50	0.00
458	P	LEE, JUSTIN	2015	223.58	0.00
458	P	LEE, JUSTIN	2016	223.58	0.00
458	P	LEE, JUSTIN	2017	217.80	0.00
552	P	LIBBY, SCOTT & KAREN	2008	381.73	0.00
552	P	LIBBY, SCOTT & KAREN	2009	379.31	0.00
552	P	LIBBY, SCOTT & KAREN	2010	262.14	0.00
552	P	LIBBY, SCOTT & KAREN	2011	280.26	0.00
552	P	LIBBY, SCOTT & KAREN	2012	292.34	0.00
552	P	LIBBY, SCOTT & KAREN	2013	297.17	0.00
552	P	LIBBY, SCOTT & KAREN	2014	314.08	0.00
552	P	LIBBY, SCOTT & KAREN	2015	327.37	0.00
552	P	LIBBY, SCOTT & KAREN	2016	327.37	0.00

552	P	LIBBY, SCOTT & KAREN	2017	318.91	0.00
120	P	LISTON, MARCUS	2017	75.50	0.00
638	P	LOTUS GARDEN	2017	28.62	14.31
416	P	MAC-GRAY SERVICES INC	2017	16.22	0.00
207	P	MAIDMENT, FRED	2002	80.47	51.36
207	P	MAIDMENT, FRED	2003	64.53	0.00
207	P	MAIDMENT, FRED	2004	66.40	0.00
207	P	MAIDMENT, FRED	2005	74.40	0.00
207	P	MAIDMENT, FRED	2006	76.42	0.00
207	P	MAIDMENT, FRED	2007	38.00	0.00
207	P	MAIDMENT, FRED	2008	39.50	0.00
207	P	MAIDMENT, FRED	2009	39.25	0.00
207	P	MAIDMENT, FRED	2010	27.13	0.00
207	P	MAIDMENT, FRED	2011	29.00	0.00
207	P	MAIDMENT, FRED	2012	30.25	0.00
207	P	MAIDMENT, FRED	2013	30.75	0.00
207	P	MAIDMENT, FRED	2014	32.50	0.00
207	P	MAIDMENT, FRED	2015	33.88	0.00
207	P	MAIDMENT, FRED	2016	33.88	0.00
207	P	MAIDMENT, FRED	2017	33.00	0.00
642	P	MAINLY CANVAS	2017	59.40	0.00
557	P	MCINNIS, KIM	2017	175.30	0.00
557	P	MCINNIS, MARTY & KIM	2008	209.82	0.00
557	P	MCINNIS, MARTY & KIM	2009	208.50	0.00
557	P	MCINNIS, MARTY & KIM	2010	144.09	0.00
557	P	MCINNIS, MARTY & KIM	2011	154.05	0.00
557	P	MCINNIS, MARTY & KIM	2012	160.69	0.00
557	P	MCINNIS, MARTY & KIM	2013	163.34	0.00
557	P	MCINNIS, MARTY & KIM	2014	172.64	0.00
557	P	MCINNIS, MARTY & KIM	2015	179.94	0.00
557	P	MCINNIS, MARTY & KIM	2016	179.94	0.00
647	P	MERCED'S ON BRANDY POND	2017	509.28	0.00
371	P	MICHAUD, ANTHONY &	2002	197.72	112.87
371	P	MICHAUD, ANTHONY &	2003	158.55	0.00
371	P	MICHAUD, ANTHONY &	2004	163.15	0.00
371	P	MICHAUD, ANTHONY &	2005	182.79	0.00
371	P	MICHAUD, ANTHONY &	2006	187.77	0.00
371	P	MICHAUD, ANTHONY &	2007	228.00	0.00
371	P	MICHAUD, ANTHONY &	2008	237.00	0.00
371	P	MICHAUD, ANTHONY &	2009	235.50	0.00
371	P	MICHAUD, ANTHONY &	2010	162.75	0.00
371	P	MICHAUD, ANTHONY &	2011	174.00	0.00
371	P	MICHAUD, ANTHONY &	2012	181.50	0.00
371	P	MICHAUD, ANTHONY &	2013	184.50	0.00
371	P	MICHAUD, ANTHONY &	2014	195.00	0.00

371	P	MICHAUD, ANTHONY &	2015	203.25	0.00
371	P	MICHAUD, ANTHONY &	2016	203.25	0.00
371	P	MICHAUD, ANTHONY &	2017	198.00	0.00
558	P	MOFFETT, SANDRA	2017	144.01	72.01
462	P	MOORCRAFT, STEVE	2007	456.00	0.00
462	P	MOORCRAFT, STEVE	2008	474.00	0.00
462	P	MOORCRAFT, STEVE	2009	471.00	0.00
462	P	MOORCRAFT, STEVE	2010	325.50	0.00
462	P	MOORCRAFT, STEVE	2011	348.00	0.00
462	P	MOORCRAFT, STEVE	2012	363.00	0.00
462	P	MOORCRAFT, STEVE	2013	369.00	0.00
462	P	MOORCRAFT, STEVE	2014	390.00	0.00
462	P	MOORCRAFT, STEVE	2015	406.50	0.00
462	P	MOORCRAFT, STEVE	2016	406.50	0.00
462	P	MOORCRAFT, STEVE	2017	396.00	0.00
358	P	MOORCROFT, STEVE	2011	69.25	0.00
306	P	O'CONNER, TIM & EILEEN	2006	97.40	0.00
306	P	O'CONNER, TIM & EILEEN	2007	98.04	0.00
306	P	O'CONNER, TIM & EILEEN	2008	101.91	0.00
306	P	O'CONNER, TIM & EILEEN	2009	101.26	0.00
306	P	O'CONNER, TIM & EILEEN	2010	69.98	0.00
306	P	O'CONNER, TIM & EILEEN	2011	74.82	0.00
306	P	O'CONNER, TIM & EILEEN	2012	78.05	0.00
306	P	O'CONNER, TIM & EILEEN	2013	79.34	0.00
306	P	O'CONNER, TIM & EILEEN	2014	83.85	0.00
306	P	O'CONNER, TIM & EILEEN	2015	87.40	0.00
306	P	O'CONNER, TIM & EILEEN	2016	87.40	0.00
306	P	O'CONNER, TIM & EILEEN	2017	85.14	0.00
514	P	OLIVER, RICHARD	2015	30.49	25.55
514	P	OLIVER, RICHARD	2016	30.49	0.00
514	P	OLIVER, RICHARD	2017	29.70	0.00
88	P	P & K SAND & GRAVEL INC	2010	3,211.01	0.00
88	P	P & K SAND & GRAVEL INC	2011	3,432.97	0.00
88	P	P & K SAND & GRAVEL INC	2012	3,580.95	0.00
88	P	P & K SAND & GRAVEL INC	2013	3,640.14	0.00
317	P	P & K SAND & GRAVEL INC	2017	6,601.44	1,601.54
691	P	PIERCE TOWING	2017	26.40	0.00
326	P	PIERSON, RON	2005	52.68	0.00
326	P	PIERSON, RON	2006	54.12	0.00
326	P	PIERSON, RON	2007	22.80	0.00
326	P	PIERSON, RON	2008	23.70	0.00
326	P	PIERSON, RON	2009	23.55	0.00
326	P	PIERSON, RON	2010	16.28	0.00
326	P	PIERSON, RON	2011	17.40	0.00
326	P	PIERSON, RON	2012	18.15	0.00

326	P	PIERSON, RON	2013	18.45	0.00
326	P	PIERSON, RON	2014	19.50	0.00
326	P	PIERSON, RON	2015	20.33	0.00
326	P	PIERSON, RON	2016	20.33	0.00
326	P	PIERSON, RON	2017	19.80	0.00
467	P	PIKUL, JOHN	2013	169.49	0.00
467	P	PIKUL, JOHN	2014	179.14	0.00
467	P	PIKUL, JOHN	2015	186.72	0.00
467	P	PIKUL, JOHN	2016	186.72	0.00
467	P	PIKUL, JOHN	2017	181.90	0.00
692	P	PINE ROCK DAY CARE	2017	6.60	0.00
25	P	PLOURDE, BILL	2006	67.95	33.54
25	P	PLOURDE, BILL	2007	314.43	0.00
25	P	PLOURDE, BILL	2008	288.35	0.00
25	P	PLOURDE, BILL	2009	286.52	0.00
25	P	PLOURDE, BILL	2011	211.70	0.00
25	P	PLOURDE, BILL	2012	220.83	0.00
25	P	PLOURDE, BILL	2013	224.48	0.00
25	P	PLOURDE, BILL	2014	237.25	0.00
25	P	PLOURDE, BILL	2015	247.29	0.00
25	P	PLOURDE, BILL	2016	247.29	0.00
698	P	POMERLEAU PLUMBING	2017	46.20	23.10
711	P	RAD JETSKI RENTALS	2017	33.00	0.00
338	P	REED, MOLLY	2003	122.94	0.00
338	P	REED, MOLLY	2004	126.50	0.00
338	P	REED, MOLLY	2006	58.44	0.00
338	P	REED, MOLLY	2007	58.82	0.00
338	P	REED, MOLLY	2008	49.45	0.00
338	P	REED, MOLLY	2009	49.14	0.00
338	P	REED, MOLLY	2010	33.96	0.00
338	P	REED, MOLLY	2011	36.31	0.00
338	P	REED, MOLLY	2012	37.87	0.00
338	P	REED, MOLLY	2013	38.50	0.00
338	P	REED, MOLLY	2014	40.69	0.00
338	P	REED, MOLLY	2015	42.41	0.00
338	P	REED, MOLLY	2016	42.41	0.00
338	P	REED, MOLLY	2017	41.32	0.00
339	P	REINHARD FARMS	2017	39.60	0.00
346	P	ROBERT M NEAULT & ASSOC	2017	118.80	0.00
533	P	RUGER, DONALD JR	2008	279.98	215.68
533	P	RUGER, DONALD JR	2009	278.20	0.00
533	P	RUGER, DONALD JR	2010	192.26	0.00
533	P	RUGER, DONALD JR	2011	205.55	0.00
533	P	RUGER, DONALD JR	2012	214.41	0.00
533	P	RUGER, DONALD JR	2013	217.96	0.00

533	P	RUGER, DONALD JR	2014	230.36	0.00
533	P	RUGER, DONALD JR	2015	240.11	0.00
533	P	RUGER, DONALD JR	2016	240.11	0.00
721	P	SAGE OF THE LIGHT	2017	6.60	0.00
722	P	SCOTT BAILEY HANDYMAN	2017	33.00	0.00
723	P	SEBAGO DOCK AND LIFT	2017	66.00	0.00
725	P	SEBAGO KAYAK	2017	33.00	0.00
726	P	SEBAGO METAL FAB	2017	132.00	0.00
470	P	SEIGARS, DEBORAH	2016	158.54	147.26
470	P	SEIGARS, DEBORAH	2017	154.44	0.00
234	P	SMITH, DOUGLAS	2013	92.25	0.00
234	P	SMITH, DOUGLAS	2014	97.50	0.00
234	P	SMITH, DOUGLAS	2015	101.63	0.00
234	P	SMITH, DOUGLAS	2016	101.63	0.00
234	P	SMITH, DOUGLAS	2017	33.00	0.00
234	P	SMITH, LLOYD & AVIS	2004	49.20	0.00
234	P	SMITH, LLOYD & AVIS	2005	110.25	0.00
234	P	SMITH, LLOYD & AVIS	2006	113.25	0.00
234	P	SMITH, LLOYD & AVIS	2007	114.00	0.00
234	P	SMITH, LLOYD & AVIS	2008	118.50	0.00
234	P	SMITH, LLOYD & AVIS	2009	117.75	0.00
234	P	SMITH, LLOYD & AVIS	2010	81.38	0.00
234	P	SMITH, LLOYD & AVIS	2011	87.00	0.00
234	P	SMITH, LLOYD & AVIS	2012	90.75	0.00
732	P	SMITH'S AUTOBODY	2017	59.40	0.00
734	P	SONGO LOCKS BED AND BREAKFAST	2017	171.60	0.00
248	P	STASIO, PAUL	2008	205.40	183.75
248	P	STASIO, PAUL	2009	204.10	0.00
248	P	STASIO, PAUL	2010	141.05	0.00
248	P	STASIO, PAUL	2011	150.80	0.00
248	P	STASIO, PAUL	2012	157.30	0.00
248	P	STASIO, PAUL	2013	159.90	0.00
248	P	STASIO, PAUL	2014	169.00	0.00
248	P	STASIO, PAUL	2015	58.27	0.00
248	P	STASIO, PAUL	2016	58.27	0.00
248	P	STASIO, PAUL	2017	56.76	0.00
250	P	STEAD, DONALD	2009	31.40	0.00
250	P	STEAD, DONALD	2010	21.70	0.00
250	P	STEAD, DONALD	2011	23.20	0.00
250	P	STEAD, DONALD	2012	24.20	0.00
250	P	STEAD, DONALD	2013	24.60	0.00
250	P	STEAD, DONALD	2014	26.00	0.00
250	P	STEAD, DONALD	2015	27.10	0.00
250	P	STEAD, DONALD	2016	27.10	0.00
250	P	STEAD, DONALD	2017	26.40	0.00

259	P	SWEET, STEPHEN	2008	210.14	0.00
259	P	SWEET, STEPHEN	2009	208.81	0.00
259	P	SWEET, STEPHEN	2010	144.31	0.00
259	P	SWEET, STEPHEN	2011	154.28	0.00
259	P	SWEET, STEPHEN	2012	160.93	0.00
259	P	SWEET, STEPHEN	2013	163.59	0.00
259	P	SWEET, STEPHEN	2014	172.90	0.00
259	P	SWEET, STEPHEN	2015	180.22	0.00
259	P	SWEET, STEPHEN	2016	180.22	0.00
259	P	SWEET, STEPHEN	2017	79.20	0.00
485	P	SWEET, STEPHEN	2012	15.13	14.11
485	P	SWEET, STEPHEN	2013	15.38	0.00
485	P	SWEET, STEPHEN	2014	16.25	0.00
485	P	SWEET, STEPHEN	2015	16.94	0.00
485	P	SWEET, STEPHEN	2016	16.94	0.00
291	P	VANDERZEE, ROBERT	2017	79.20	0.00
518	P	WOODS, MICHAEL	2017	181.50	0.00
334	P	YOHO, TERRY & NANCY	2015	170.19	78.70
334	P	YOHO, TERRY & NANCY	2016	170.19	0.00
334	P	YOHO, TERRY & NANCY	2017	165.79	0.00
566	P	ZIMMERMAN, MARK & TRACY	2017	177.94	88.97

Naples

Vendor List

Vndr	Name	YTD Amount
0287	A to Z Electric	11,774.07
0777	A2M Energy Group LLC	46.00
1869	Abracadabra Productions	600.00
1924	Adeatha Robbins	35.00
0917	Aetna	465.00
0011	AFLAC	3,389.50
1917	AH Stock Mfg.	4,881.51
0770	Aire-Deb Corporation	1,500.75
0013	Allen Uniforms, Inc	1,357.45
0155	Almighty Waste	18,170.00
1888	Amanda Anderson	35.00
1900	Amanda Mirante	35.00
0368	American Legion Post 155	400.00
1702	Amy Rossetti	35.00
1509	Amy Whitten	35.00
1885	Animal Emergency Clinic	312.94
1876	April Paquet	58.00
1583	ARM Properties	600.00
1501	Armands Equipment Service	425.00
1753	Arrow International, Inc	407.76
0508	Atlantic Partners EMS	1,916.00
0553	Atlas PyroVision Entertainment Grp	9,141.00
0023	Aubuchon Hardware	930.53
1851	Aubuchon Hardware	2,795.97
1860	A-Z Water Systems	3,938.50
0028	Bearcom	463.77
0714	Beauregard Equipment Inc	121,480.80
0778	Bergeron Protective Clothing	572.50
0405	Beth Chaplin	25.00
1708	Beth Favreau	195.32
1278	Bill Adams Entertainment	1,500.00
0648	Blow Bros	2,737.66
1859	Bob Forman	100.00
0971	Bonnie Mallon	3,595.00
1218	Bonny Dyer	70.00
0038	Bound Tree Medical LLC	7,347.78
1805	Brian C. Calileo	630.00
1892	Brian Crockett	125.00
1603	Brian Curtis Johnson	350.00
0042	Bridgton News	2,742.71
1844	Bridgton Service Center, Inc	810.60
1120	BSN Sports	409.75
1751	C. Pond Plowing	6,950.00
0048	Cardinal Printing	576.96
1459	Caretake America, DCTA	7,553.18

0049	Carolina Software	800.00
0053	Casco Postmaster	225.00
0050	Casco/Naples Bulky Waste Facility	86,174.05
0054	Casco/Naples Transfer Station	91,280.04
1696	Cathy Gerrish	35.00
1181	Central Maine Fire Attack School	300.00
0058	Central Maine Power	39,399.75
0810	Chalmers Insurance Agency Inc	45,715.75
0227	Cheryl Harmon	117.00
0399	Chris Pond	44.91
1884	Christopher Garcia	700.00
1866	Cindy Cassidy	35.00
1897	Cindy Jones	35.00
1850	Cleaning Genies, LLC	4,620.00
1904	Clean-O-Rama	161.19
1919	Commonwealth of Massachusetts	379.50
1928	Commonwealth of Massachusetts	3.15
0933	Conney Safety	156.08
0065	CPRC Recycling	9,823.33
1856	Criterion Pictures USA	200.00
1368	Cross Excavation	11,803.14
0073	Cumberland County Finance Office	1,268.42
0074	Cumberland County Fire Chief's	50.00
0127	Cumberland County Registry of Deeds	9,802.00
0167	Cumberland County Treasurer	496,062.00
0492	Current Publishing LLC	85.50
1881	CUSO Home Lending	1,021.30
0891	Dana Wallace	800.00
1540	Danielle Nelson	35.00
1650	Danielle Small	40.00
1847	Daryl Fenton	20.00
1909	David Coulombe	1,750.00
1185	David Keenan	70.00
0080	Dead River Company	4,188.90
1782	Deana Market	10.00
1358	Debra Bell	35.00
1920	Debra Lockhart	35.00
1095	Dena Dunn	35.00
0764	Dennis J Cole	725.00
1915	Derek Cribby	35.00
1546	DFPS, State Surplus Property	1,478.00
0396	Diane Hanscom	449.07
1286	Diane Kiriaji	35.00
0268	Dodge Oil	13,193.73
1776	Don White	175.00
1880	Donald Reinhard	346.69
1848	Donna Church	100.00
1870	Doug Bogdan	32.01

0883	Downeast Energy-191388	275.00
0882	Downeast Energy-216459	894.04
0093	Downeast Energy-255316	306.40
0092	Downeast Engraving	593.40
1595	Dr. Kevin Kendall M.D.	2,500.00
0096	Dyer Excavation	520.00
1384	East Coast Service Center	147.05
0198	EcoMaine	82,826.07
1842	Edes Falls Sewing Circle	5,000.00
0501	EJ Prescott, Inc	4,669.04
1567	Eleanor J. Bosworth	117.00
0613	Ephrem Paraschak	713.43
0435	Eric Anderson	350.00
0153	Eric Hanscom	13.91
1280	Evergreen Electric	1,080.00
0892	EWaste Recycling Solutions	120.27
1452	Fail Safe Testing	3,606.20
0097	Fair Point New England	4,009.65
1519	Field Electric LLC	671.17
1840	Fine Line Pavement Striping	7,908.80
0103	Fire Tech & Safety	165.04
0841	First Bankcard	65,324.58
1775	First Impressions Cleaning	360.00
0759	Foremost Productions	1,898.13
0647	FR Carroll, Inc	254,203.90
1673	Fran Grace	35.00
1816	Francine Edwards	35.00
1922	Frank E. Silver	10.00
0107	Fred's Coffee Company	439.40
1044	Freedom Fire Protection, Inc	1,860.00
1872	FreightQuote	225.45
1637	Fryebury Veterinary Hospital	173.50
0108	Funtown Splashtown USA	484.00
1879	Gail Leahy	35.00
1036	Gary Bennett	40.00
1878	Gary Flick	45.00
1858	Gary Laurenza	35.00
0934	George Cooper	365.00
1852	Gloria Jean Silke	350.00
0113	GPCOG	3,872.00
1849	Graham Payne	25.00
0114	Great Northern Docks, Inc	12.90
0115	Greater Bridgton Lakes Region	500.00
1034	Group Dynamic	1,320.50
0232	Hancock Lumber	925.53
0614	Hannaford Food & Drug #0167	90.00
1652	Harris Computer Systems	10,881.54
1684	Hartford Communications	4,671.63

0365	Harvard Pilgrim	39,487.22
0440	Harvest Hill Animal Shelter, Inc	3,872.00
0218	Harvey Price, Jr	934.52
1812	Health Care Technology	777.56
1811	Heather Rogers	35.00
1539	Heidi Hall	35.00
0336	Helen Porter	1,570.00
1349	Hill Top Mini Mart	500.00
0332	Hostway Corporation	182.35
1304	Howard P Fairfield, LLC	2,902.90
1413	Hughes Air Conditioning	981.80
0166	Hygrade Business Group	3,733.40
0786	Image Trend, Inc	300.00
0779	Industrial Protection Services, LLC	18,695.10
1175	Internal Revenue Services	165,922.87
0900	Interstate Batteries of Maine	449.68
0775	J & M Property Services	1,650.00
1739	J.P. Routhier & Sons Recycling Corp	2,600.00
1864	Jacob Deschenes	202.00
1927	James Soper	46.33
0493	Janet E Moore	480.00
0228	Janice Barter	117.00
1471	Jason Manchester	35.00
1525	Jay J. Ingersoll	2,714.67
1908	Jeff Edelstein	35.00
1929	Jennifer Kenyon	35.00
1793	Jennifer Manzo	35.00
1871	Jennifer Scott	70.00
1624	Jensen Baird Gardner & Henry	16,282.49
1896	Jesse Allen	35.00
1462	Jessica Jackson	1,677.42
1764	Jim Ferrante	35.00
1916	Joe Walsh	850.00
0294	John E O'Donnell & Associates, Inc	19,700.00
1832	John Kimball	805.71
1877	Julie Thoits	35.00
1150	K & E Designs	75.00
1454	Katelin Matthews	15.23
1926	Kevin Browne	135.45
0640	Key Bank	197,990.04
1677	Kim Litchfield	50.00
1875	Kristen Germain	35.00
1576	Lake Region Auto Supply	1,829.78
1664	Lake Region Monitor	579.00
0889	Lake Region Security	720.00
0703	Lake Region Senior Service, Inc	300.00
0140	Lake Region TV, Inc	16,924.99
1470	Lake Region Youth Soccer	240.00

1276	Laura Baldwin	35.00
1589	Laura O'Donnell	35.00
0243	Laurie Hodge	61.02
0986	LEA	10,500.00
0923	LHS Associates Inc	1,092.60
1359	Linda Stearns	117.00
1220	Lola Lee Dillingham	250.00
1910	Luke or Audrey Caiazza	162.99
1783	Lynn Card Company	87.75
0106	Lynne Fracassi	923.31
1838	MacDonald Motors	287.69
1912	Mad Mike's Custom Car Detailing	300.00
1925	Madeleine Bernaiche	8.00
0824	Maguire Equipment Inc	53,834.00
1467	Maine Bldg. Officials & Inspectors	105.00
1846	Maine Coast Waldorf School	330.00
1902	Maine Commercial Tire	3,873.34
1862	Maine Earthworx	2,990.00
1052	Maine EMS	20.00
0239	Maine Fire Protection Service	1,157.50
0893	Maine Hosting Solutions	473.90
0662	Maine Label & Printing LLC	2,806.70
0120	Maine Municipal Association	8,229.61
1610	Maine Municipal Bond Bank	18,660.40
0901	Maine Recreation & Park Association	45.00
1450	Maine Recreation & Parks Assn	3,847.50
1407	Maine Revenue Services	21,248.30
1099	Maine Revenue Services	380.71
1412	Maine Scale LLC	525.00
1336	Maine State Agency for Surplus Prop	905.60
0226	Maine Street Graphics	3,018.73
1821	Maine Today Media	891.12
0469	Maine Wildlife Park	108.50
0521	Mark Scribner	579.44
0208	Marks Printing House	129.00
0273	Marston's Tree Service, Inc	16,000.00
1211	Matheson Tri-Gas, Inc	1,962.78
1590	Matthew Langadas	60.00
0391	MBOIA	20.00
1914	Meagan Morissett	35.00
0161	Medical Reimbursement Services, Inc	14,033.95
1279	Melanie Putnam	35.00
0514	Merry Watson	1,167.00
0265	MFCA	92.00
0655	Minuteman Trucks, Inc	217,850.17
1497	MJ Laberge & Sons Inc.	624.67
0117	MMTCTA	75.00
1689	Modern Pest Services, Inc	1,980.00

1874	Monica Downs	47.00
0352	Moose Landing Marina	2,601.76
1642	Morton Salt, Inc.	42,368.19
1867	Mosquito Hill Garage	240.00
1841	MPBN	100.00
1333	MPX	3,560.00
0241	MTCCA	75.00
0302	MTCMA	122.50
0579	Muddy River Signs	1,103.00
0491	Muddy River Sno-Seekers	2,500.00
1016	Nancy Hanson	4,862.00
1865	NancyLou Stiles	35.00
0960	Naples Marina	175.10
0175	Naples Postmaster	274.00
0434	Naples Public Library	74,000.00
0187	Naples Small Engines	6,944.87
1891	Nate Smith	50.00
1903	National Safe Kids	85.00
1687	New England Communications	190.00
1895	NFI North Bridge Crossing	35.00
1803	Nicholas Santy	100.00
0609	Norris, Inc	3,752.00
1601	North East Mobile Health Services	152.00
0931	Northeast Ambulance	4.00
0564	NorthEast Charter & Tour Co Inc	2,925.00
0318	Norway Savings Bank	102,493.14
0188	Occupational Health &	1,632.00
0590	Opportunity Alliance	5,000.00
1893	O'Reilly Auto Parts	1,049.63
0963	Overhead Door Company	1,419.52
0193	P & K Sand & Gravel, Inc	319,257.41
1889	Pam Lawrason	35.00
0244	Paris Farmers Union	1,798.42
1345	Pat Welsh	35.00
1913	Patricia Reed	35.00
1797	Patty Bennet	70.00
1898	Paul Flanagan	35.00
0168	Pauline Webb	5,175.00
1163	PDQ Door	918.50
0335	Pennell Worcester	192.00
1225	People's United Bank	108,462.54
1022	Personnel Concepts	127.85
0482	Pike Industries, Inc	276.71
0191	Pine Tree Waste	92,596.53
1305	Pioneer Manufacturing Company	1,468.20
0172	Pitney Bowes	1,637.70
1843	Pitney Bowes Bank, Reserve Account	8,000.00
0727	Pitstop Fuels	4,196.18

1252	Portland Glass	204.48
1667	Portland Paper Products	1,118.08
0144	Principal Life Group, Grand Island	10,869.19
1726	Productivity Plus Account	1,395.94
0116	Purchase Power	35.00
1756	Ready Refresh	1,127.22
0461	Regional Transportation Program Inc	8,442.00
0132	Reliance Equipment	11,909.20
1366	Renee Carter	156.46
0236	RHR Smith & Company	12,900.00
1887	Richard Garneau	35.00
1855	Richard Marston	44.89
0125	Rite Aid	70.07
0353	RN Willey & Sons Excavating, Inc	9,518.00
1857	Robert Gingrass	644.00
1890	Robert Reinhart	1,050.00
1777	Robert White	75.00
0288	Rowe Ford	357.85
0911	Royal Technology Management LLC	219.90
0149	SAD # 61	6,073,799.79
1886	Safety-Kleen systems, Inc.	920.36
1921	Sandra Chapman	104.80
1882	Scott's Recreation - Annex	3,400.00
1905	Sebago Lake Collision, LLC	9,293.81
0301	Sebago Lakes Region Chamber of	2,350.00
0490	Senior Citizen Congragate Meal Site	3,500.00
1923	Sharon Trahan	333.50
1861	Sharon Willey	880.75
1451	Shawn R. Hebert	48.52
0234	Sherwin-Williams	563.41
1863	SMART	30.00
0339	Southern Maine Agency on Aging	1,500.00
0592	Spectrum Electronics, Inc	225.25
0186	Staples Credit Plan	4,569.43
1445	Starr McLean	250.00
1535	State of Maine Harbormasters Assn	750.00
1212	Steve Charon	250.00
1911	Steven Stewart	200.00
1830	Stryker Medical	24,540.00
1784	Suburban Propane	9,321.08
1706	Sumerian Irrigation	1,025.95
1683	Superior Image Embroidery Inc	503.51
1126	Swett Signs, Inc	100.00
0922	SymQuest Group	2,776.28
1839	Technimount Systems, Inc	461.75
0280	Telrite Communications	204.74
1323	Terry Swett	250.00
1906	The Brake / Exhaust Center	409.84

0826	The Dunnemans	150.00
1918	The Forecaster	1,193.50
0680	The Knox Company	1,546.00
1364	Three Rivers Whitewater	2,517.50
0005	Time Warner Cable	9,066.94
1854	Tina Ruhland	35.00
0156	Tony's Foodland	838.56
0291	Town of Bridgton	673.00
0169	Town of Casco	217,021.91
1645	Town of Casco Rescue	350.00
0345	Town of Naples	23,926.47
0346	Town of Raymond	300.00
0652	Town of Scarborough	35.00
1266	Treasurer State of Maine	936.00
0148	Treasurer State of Maine	304.61
0938	Treasurer State of Miane	15.00
1334	TREASURER, STATE OF MAINE	255.00
0267	Treasurer, State of Maine	461.00
0176	Treasurer, State of Maine	107,325.18
0204	Treasurer, State of Maine	1,275.00
0423	Treasurer, State of Maine	317.00
0152	Treasurer, State of Maine	290.28
0438	Treasurer, State of Maine	145.00
0129	Treasurer, State of Maine	286,717.25
1146	Treasurer, State of Maine	555.60
1129	Tree House Graphics	200.00
1907	Triple "M" Plastic Products, Inc	8,483.00
0240	True Value Hardware	1,407.42
1446	Tux Burke	200.00
1899	Tyler Doughty	35.00
0192	Unifirst Corporation	3,275.31
0705	United Ambulance	3,275.00
0170	US Bank Corporate Trust Boston	50,402.44
0145	Vantage Point Trans Agents	18,824.28
0921	Verizon Wireless	5,459.61
0570	Walmart	100.00
0943	Walt Bannon	150.00
1873	Walter Beckman	75.00
0432	WAM-Alarm System	180.00
0935	Watkins Flowers	95.00
0669	WB Mason Co Inc	1,634.59
0151	Wells Fargo Financial Leasing	1,785.49
0122	White Sign	2,950.53
1096	Woodbrey Consulting	4,669.95
1883	Work Area Protection Corp.	1,088.00
1488	Zoll Customer Support Dept	3,702.63

Board of Selectperson's Report

To the Residents and Taxpayers of the Town of Naples,

After a long winter season, it is finally nice to see the green grass and warm temperatures return to finish out our fiscal year ending June 30, 2017. Our lovely Town will once again will be thriving with the summer season approaching and new businesses opening to add more variety to our community.

This has been an interesting year for us as many different issues came in front of this Board, and we have had to look real hard at current Town policies and ordinances. Unfortunately, many of these are outdated and need to be updated to relate to today's laws. There are many items that our Town Manager will be tackling with our Code Enforcement Officer and the Ordinance Review Committee to help us make these changes to benefit all residents in our community. We also have re-energized our Recreation Committee and Naples Land Use Committee by combining them into one Parks & Recreation Committee to review the current language and policies in place to make sure that they are up-to-date and fit the Town's current needs.

We would like to thank all of our committee members for their hard work throughout this past year. Without their hard work and dedication to being involved in this community, we wouldn't be able to accomplish many of these items in a timely fashion. Also, a big thank you to our Town Office Staff, whose hard work on a daily basis never goes unnoticed.

This Selectboard continues to work hard for all of the taxpayers in our community and tries to look out for what is best for the entire Town. There are many challenges that we will face moving forward, but we will continue to work for what we believe is best for the entire community and allow us to continue to grow. We hope that you all enjoy the 2017 summer season, and remember that we all are here to work for you, so if at any time you have a question or concern, please feel free to email us or stop by at one of our meetings to express your thoughts or concerns as our doors are always open.

Respectfully submitted by,

Bob Caron II, Chair

Kevin Rogers

Dana Watson

Rich Cebra

TOWN MANAGER'S REPORT

I would personally like to thank our elected board members and employees for their continued dedication to the town. Without their hard work none of the town's achievements would be possible.

Over the last year town staff have worked diligently on a variety of projects within their respective departments. Fire Rescue has put into service a new ambulance approved by the voters in 2016 while our maintenance department has made great strides while utilizing our new maintenance facility located at 206 Casco Road.

In 2016 the town was able to pave Chaplin's Mill Road, Cooks Mills Road, Songo School Road and Steamboat Landing Road. All these roads were long past their pavement cycles and in need of new pavement. For 2017 into 2018 the town plans to pave Gore Road (including the gravel section), Horace Files Road, Tassel Top Acres Road and also address a wide variety of ditching and other paving projects throughout the community.

On June 7th at 7pm, the 2017 Annual Town Meeting will take place in the Naples Town Office Gym. New items that are on the warrant include authorizing the Board of Selectpersons to enter into a new lease of up to five years with the United States Postal Service for use of the current post office building and two zoning changes to commercial property endorsed by the Planning Board. The municipal budget is effectively flat for FY18 as proposed, not contributing to any tax increase, but also maintaining funding for capital improvements and reserve accounts.

I would encourage all citizens to take the time to visit the Town's website at www.townofnaples.org and find us on Facebook for news updates. Specific information on this year's municipal budget and town meeting is available on the website in addition to agendas and video archive minutes from the meetings of our committees and boards. If anyone has questions on town business, please feel free to contact me directly at the Naples Town Office at (207) 693-6364, or stop into my office during business hours. I can also be reached via e-mail at eparaschak@townofnaples.org.

Respectfully submitted,

Ephrem Paraschak
Town Manager

CODE ENFORCEMENT OFFICER'S REPORT 2017



I enjoy seeing this beautiful view of the causeway on my way to work every day. This will be my 5th year working with this great Town.

Over the past year, my office has been very busy permitting and inspecting residential homes, new commercial buildings, and working with existing businesses in the process of renovating. Even during the winter months, contractors and home owners stop in to discuss their future projects and the different options they have, so there is something to always keep me jumping.

The Ordinance Review Committee has also kept me busy meeting weekly, working with them to draft a new Sign Ordinance that would be a good fit for both businesses and residents of Naples. We have contacted other Towns and Cities to review their successful ordinances regarding signs along with speaking with different business owners and residents. We hope to have a solid draft to present to the Town this Fall.

Keep in mind that my door is always open, stop in if you have any questions, or just want to say Hi.

Respectfully submitted,

Renee' Carter
Code Enforcement Officer
Local Plumbing Inspector



Annual Report 2016-17

It is the mission of the Naples Recreation Department to create recreational opportunities for growth and enhancement by developing diverse services and programs that promote citizen involvement and a strong sense of community while striving to increase the social, cultural, and physical well-being of its residents and visitors of all ages.

We had another great year in the Recreation Department. We continued to run our long standing programs which are youth football, youth basketball, youth soccer, summer camp, swim lessons, senior trips, aerobics and a variety of special events.

All of the programs that we have could not, and would not, be possible without the work of great volunteers, and I want to say “THANK YOU” for all of your hard work and dedication.

Respectfully submitted,

Harvey R Price Jr.

Recreation Director



Planning Board Year Ended 6/30/17

The following is a summary of Planning Board activities only through 2/15/17 because of the time needed to prepare the Naples Annual Report.

We approved three Outdoor Entertainment Permits – The Town Outdoor Movie Nights at Kent’s Landing during the summer, the Naples Main Street Winter Holiday Festival on 12/10/16, and the 2017 Naples Annual 5K Run to benefit the Dempsey Center.

One project that has been pending for a long while is finally on the road to completion. The parcel being used by Marston’s Tree Service and the redemption center has presented a site plan that provides stormwater management control for the amount of impervious surface on the site. The plan has been approved by the DEP and by the Cumberland County Soil and Water Conservation District. It also settles a long term point of contention with the Jackson Cove Association over the use of Jackson Cove Road. The completion has been held up because the back portion of the property needs to be rezoned from Rural to Commercial. The Board has recommended that this be done and is holding a Public Hearing on February 21. The Board unanimously approved the site plan with the provision that any commercial activity behind the 500 foot commercial zone is tabled until the zoning change is approved at Town Meeting. We approved a change in location of a phosphorus buffer zone in one lot in the Old Songo Locks Estates Subdivision. This was necessary to allow the house basement to be high enough to allow water to drain away from the foundation.

Naples KOA Campground came to the Board with an expansion plan that has been approved by the DEP for phosphorus and stormwater controls and for its sewage treatment plans. The Board voted to approve the project subject to the approval of Cumberland County Soil and Water Conservation District and with the requirement that a retention pond be fenced in as it could be an attractive hazard for young children. Naples Dairy came to the Board with a proposal to remove the existing building that was not worth repairing and replace it with a more attractive structure blending in the neighboring buildings. The picnic tables would be relocated behind the building but still behind the 100 foot buffer zone. The proposal was approved unanimously.

The Board had three requests to modify major subdivisions that were not approved. The Mayberry Estates developer had told the Board that no back lots were to have water access to Trickey Pond. He then sold a back lot to a buyer with water access that did not exist. The developer’s estate proposed to grant a right of way over an existing waterfront lot but the Board required that the right of way be a separate parcel so the request was denied. A similar request was made for Rocky Ridge Estates where the developer wanted a 50 foot right of way across an existing lot to access another large parcel. The Board required that the right of way be shown as a separate parcel for a future road and that it be 56 feet wide, the same as Rocky Ridge Road and that the applicant return to the Board after the revised plan was approved by the DEP. The Songo Beach Association came to the Board with a proposal to reconfigure and move docks to accommodate larger boats that members were buying. There was vociferous opposition from some association members and after doing a site walk, the

Board tabled the application and asked the applicant to return with a proposal that everyone would agree to.

The Board approved a proposal submitted by Dan and Jesse Allen for a 38,800 square foot gravel parking area on an 8.5 acre lot on Route 11 for the display and sale of new and used boats by causeway marine. This area is zoned commercial and no buildings were currently planned.

Great Northern Docks was granted permission to use 6 storage containers for 2 years until plans for permanent structures could be designed and submitted for approval.

As of this date we have three projects pending. The Naples Golf and Country Club has proposed to convert the existing clubhouse to a residence and to convert the existing storage and maintenance buildings to a clubhouse. The Board asked that the existing road right of way through the clubhouse property be eliminated and that the plan show the number of clubhouse parking spaces before and after the proposed changes.

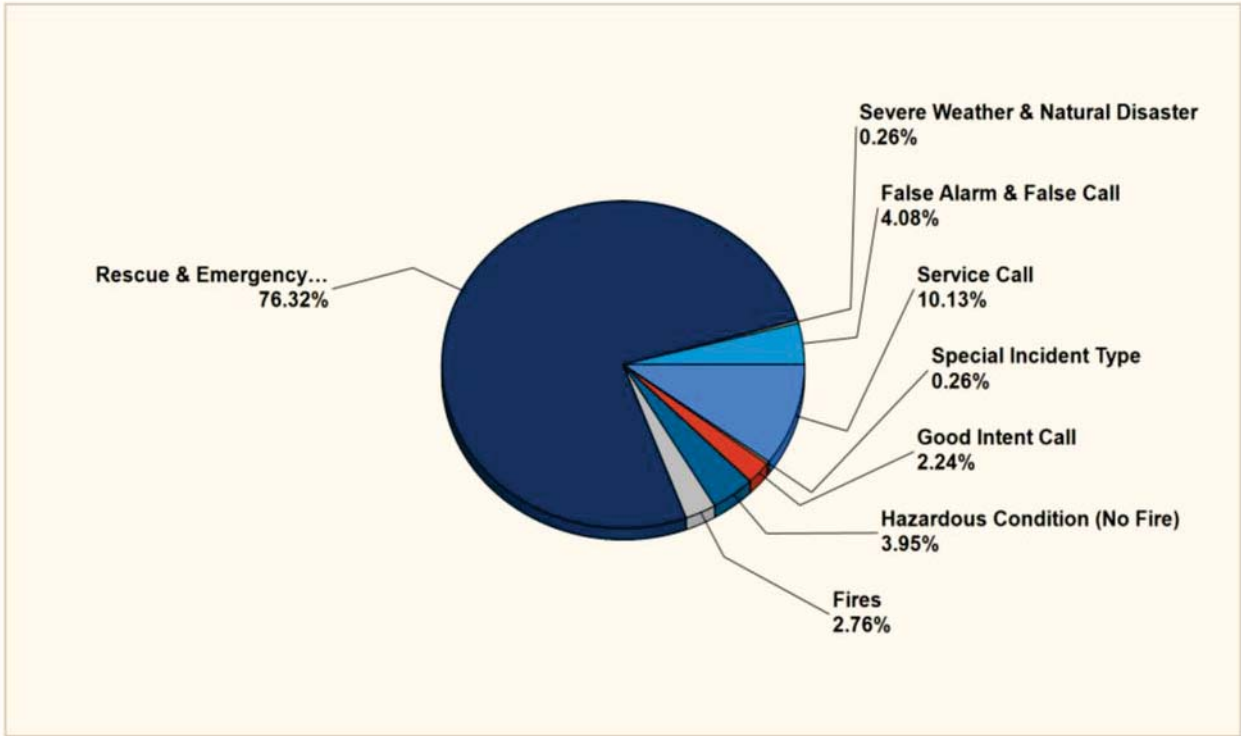
Marie Kushner has proposed a takeout food business with retail sales and a catering business in her house adjacent to Long Lake Marina. It appears that the on premises catering business would violate our Shoreland Zoning Ordinance unless the Town modifies the ordinance.

The final application is a proposal by Allen Land Co. LLC to reconfigure Naples Marina docks placing some of them in front of recently acquired land that was formerly a seaplane base.

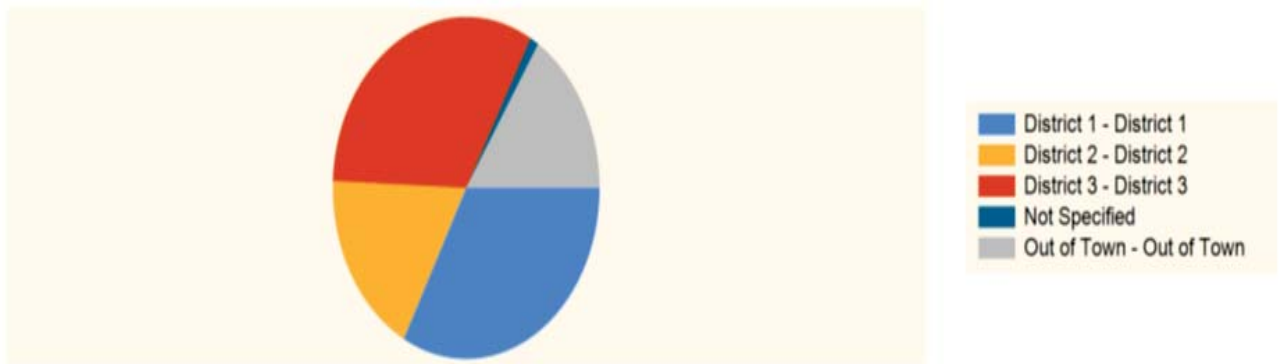
Larry Anton, Chairman

Naples Fire Rescue Department 2016

The year 2016 was a busy year for the department, not only for calls but for apparatus and building upgrades, departmental and regional training events, and community events as well. The department responded to a total of 760 fire and EMS calls.



% of Incidents per Zone



Fire Apparatus upgrades:



The 2016 Road Rescue ambulance was placed into service in December 2016 allowing the department to retire a 1997 rescue. The new rescue employs several new safety features which include 4-wheel drive and a hydraulic stability system which improves the handling and ride of the rescue. The department also completed paint and body work for the 2008 ambulance and switched to studded snow tires for the winter months. The department continues to staff the ambulance at the highest professional levels and strive to continue to provide high quality care. The department conducts a 100 percent patient call back and to institute a quarterly Medical Director review for all EMS providers reviewing EMS calls completed by Naples Rescue. The department is currently sponsoring FF/EMT's Dani Small and Matt Joyce attending Advanced Emergency Medical Training, this advanced training consists of 1600 hours of classroom and hands on training on ambulances and area hospitals.

Building upgrades: Taking advantage of Efficiency Maine energy improvements the department upgraded all the fluorescent lighting fixtures throughout station. The department also added a dry hydrant at the foot of the bridge on route 114, the work was completed MDOT while installing the new bridge. The hydrant will provide quick and reliable water source.

Naples hosted one regional course this year with area departments participating in training in Pediatric Emergencies for Prehospital Providers. The department continues to offer monthly Cardio Pulmonary Resuscitation courses and started providing baby sitter and first aid courses as well. I am interested in attending one of these courses contact Dani Small. Later in the summer the department will start providing Car Seat inspections at the station, we currently have one certified instructor and will have FF/Paramedic Nickels obtaining certification this spring.

Thank you to everyone for their support!!

Mark Scribner

Deputy Chief

Marine Safety Harbormaster Report



The 2016 season was a very busy year for Naples Marine Safety. There were a total of 494 registered moorings in 2016. Mooring registration forms can be found under the Marine Safety section of the town website, along with all the information you need to know to be in compliance with the Town's Shoreland Zoning Ordinance. Please keep in mind that you must register your mooring each year before July 15th.

I would like to thank the following for their support and help each and every year; The staff at Town Hall, Naples Fire Department, Wardens Service, Cumberland County Sheriff's Dept., all the local marinas and businesses along the causeway, the residents of Naples and lastly, our dedicated group of volunteers who give up family time to help make our waters safe.

Bill Callahan
Harbor Master



Est. 1907

Naples Public Library

P.O. Box 1717
Naples, Maine 04055-1717
(207) 693-6841

Dear Naples Residents and friends of our community,

We've accomplished many exciting programs over this past year, and look forward to sharing our 110th with inventive community learning and engagement. This summer marks our biennial Art Auction fundraiser, which we hope you will attend and share in the merriment of our local artists and library community. Warm weather also marks "Build a Better World", this year's Summer Reading theme and we hope you'll visit with your youth and sign up for creative ways to improve literacy at any age. Loon Echo Land Trust generously provides funding to host Chewonki's Traveling Natural History Program, who showcase how amazing it is to foster and cherish the ecosystems around us.

Last year, partnering with SAD 61 faculty, we were excited to provide 1st & 6th grade students from Songo Locks School and Lake Region Middle School, access to free e-books and audiobooks via the Maine Download Library, an app based platform subscribed to by libraries. We invite you to apply for your own free access, all NPL patrons are eligible to join. Title sharing among Maine libraries affords patrons the choice of over 10,000, and growing, digital titles with ease from your own personal device. Aside from our recent student access, NPL patrons checked out over 9300 titles in 2015/16.

While infusing creative arts and literature with overall improved wellness, in 2016/17 we were pleased to host adult & youth Yoga, Tai Ji Quan 18, Meditation and Mah Jongg to sharpen and calm minds. Social interaction and varying your mindset are excellent ways to improve brain cognition. We promote new initiatives at NPL, while preserving traditions like Musical Storytime, Read to Bear, evening Scrabble, and partnering with Maine Humanities Council for high quality, thought provoking discussion. This summer we offer Monica Wood's "ReadME" selections, and "So Near, So Far: Cuban Literature", a book group that alternates between Naples & Casco Public Libraries. All are welcome to any program, and we invite you to call, come in or visit our website for more detail.

All Naples residents are entitled to a free library card, with access to nearly 40,000 print items, 44 magazine subscriptions, and over 3200 videos. Here I have highlighted only a few of the generous organizations and people that keep our library thriving and vibrant. If you have yet to join us, we'd love to see you soon, and introduce you to all who make Naples Public Library the revered establishment that it continues to be.

Naples Public Library Mission

To encourage everyone in the pursuit of reading enjoyment, social and community exchange, and lifelong learning.

To provide access to facts, knowledge and ideas, by providing books, tapes, periodicals, the Internet and special programs.

To support every individual's freedom to read, to learn and to experience the joy of discovery.

Respectfully submitted,
Dani Longley
Director, Naples Public Library
www.naples.lib.me.us



HOUSE OF REPRESENTATIVES
2 STATE HOUSE STATION
AUGUSTA, MAINE 04333-0002
(207) 287-1440
TTY: (207) 287-4469

Richard M. Cebra
15 Steamboat Landing Rd
Naples, ME 04055
Residence: (207) 693-6782
Rich.Cebra@legislature.maine.gov

January 2017

Dear Friends and Neighbors:

It is an honor to represent District 68 in the Maine State Legislature. As you may know, I previously served in the Maine House of Representatives for eight years between 2004 and 2012. After a break from public service, I am happy and excited to be back in Augusta, ready to tackle a number of issues that the State of Maine currently faces.

Legislative leadership has appointed me to serve on the Joint Standing Committee on Transportation. On this panel, the other members and I will oversee issues regarding the Department of Transportation, Maine Turnpike Authority, Highway Fund and more. Your input, as citizens and constituents, will be greatly appreciated as we work to continue to make Maine's transportation system more effective and efficient.

I was elected to the Maine Legislature on the promise to represent you, the people of District 68. To do this, I will be seeking your input regularly and want to hear from you with your comments and concerns. Please call me anytime at **693-6782**, or email me at Rich.Cebra@legislature.maine.gov, to keep me updated on those concerns. If you would like to be added to my weekly newsletter distribution list, you can do so by emailing me directly with your request.

Thank you again for the honor of serving you in Augusta.

Sincerely,

A handwritten signature in black ink, appearing to read "Rich Cebra".

Richard M. Cebra
State Representative
District 68



Senator James M. Hamper
3 State House Station
Augusta, ME 04333-0003
(207) 287-1505

Dear Friends and Neighbors:

Let me begin by thanking you for allowing me the honor of serving you in the Maine Senate. I am humbled that you have put your trust in me for a third term and can assure you I will continue to work tirelessly on your behalf. Please let me provide you with a recap of the 127th Legislature, as well as my hopes for the upcoming 128th Legislature, which convenes in December.

Last year we continued the work of reforming our state's welfare system and achieved the long sought-after goal of banning the purchase of alcohol, tobacco and lottery tickets with welfare benefits. While there is more work to be done in reforming our welfare system, I believe these efforts will help to deter such abuse of the system and help ensure that benefits are going to those who truly need them.

The Legislature also worked in a bipartisan fashion to begin addressing the drug crisis affecting our state. We approved putting 10 new drug enforcement agents on the street, as well as provided funding for treatment programs and drug use prevention efforts. I believe such a comprehensive approach is essential.

In the upcoming session, it is clear that we must continue to do all we can to attract more jobs to our state. To that end, I will work to advocate for proposals which will expand economic opportunity for all Mainers. We must also continue to fight the drug epidemic threatening our state and hurting our families. It is my hope the Legislature can once again work together to find good solutions to this widespread problem.

You have my sincere thanks for allowing me to represent you in Augusta. Please feel free to contact me at 287-1505 or senatorhamp@gmail.com if you have comments, questions or if you would like assistance in navigating our state's bureaucracy.

Sincerely,

James M. Hamper
State Senator, District 19

*Fax: (207) 287-1527 * TTY (207) 287-1583 * Message Service 1-800-423-6900 * Web Site: legislature.maine.gov/se*

ANGUS S. KING, JR.
MAINE

133 HART SENATE OFFICE BUILDING
(202) 224-5344
Website: <http://www.King.Senate.gov>

United States Senate
WASHINGTON, DC 20510

COMMITTEES:
ARMED SERVICES
BUDGET
ENERGY AND
NATURAL RESOURCES
INTELLIGENCE
RULES AND ADMINISTRATION

Dear Friends of Naples,

Since being sworn into the Senate in 2013, I have made it my mission to address at the federal level the most important issues facing our great state. Working closely with my colleagues in the Maine Congressional Delegation, we've been able to successfully secure a number of legislative victories that support our state's economy, our rich traditions, and the hardworking people I am proud to represent.

In an increasingly polarized Congress, my goal as an Independent is to put partisanship aside, build consensus and further common-sense solutions to address the needs of the American people. To this end, I have co-founded the Former Governors Caucus, a group of former state executives who are frustrated with legislative gridlock and eager to find bipartisan solutions. And as always, I aim to bridge the partisan divide by hosting barbeque dinners in Washington with colleagues ranging from Ted Cruz to Elizabeth Warren. If you know a person's children, then you see them as a mother or father and not a rival vote, and working to further personal dialogue and build relationships can lay the foundation for successful legislation.

One of the accomplishments of which I am most proud is the legislative victory that protects our college students and their families from an expensive hike in student loan interest rates. In 2013, as students faced a significant spike in interest rates that would have taken thousands of dollars out of their pockets, I brought together colleagues from across the political spectrum to broker compromise legislation called the Bipartisan Student Loan Certainty Act. Thanks to this bill, students will save \$50 billion over the next 10 years by lowering their interest rates, which means that a student in Maine will now save between \$3,000 and \$6,000 over the life of their loan.

Being an Independent in the Senate has allowed me to make calls and vote on policies that are best for Maine, but it has also made it possible to play key roles in finding simple solutions and legislative fixes that make good commonsense to both parties. Of course, much of what we do in the Senate doesn't happen on the Senate floor, or even in committee. Instead, it involves working across all levels of government to ensure the State of Maine receives attention and support from the federal government.

Take, for example, the opioid and heroin epidemic devastating communities across our state. While Congress has passed legislative solutions aimed at expanding access to medical treatment, I've also pressed for other changes that can be accomplished more quickly and make a more immediate difference in Maine. For example, I successfully urged the U.S. Department of Health and Human Services to increase the number of patients to whom a doctor can provide medication-assisted treatment, and in 2015 brought the Director of the Office of National Drug Control Policy to Brewer to meet directly with Mainers and hear their stories. I've also engaged law enforcement – including the Drug Enforcement Agency – to crack down on the production of opioids and work to limit their diversion. Together, Senator Collins and I helped pass the Northern Border Security Review Act to combat drug and human trafficking along our border with Canada.

While the opioid epidemic is certainly our biggest public health crisis, job loss in Maine is still our number one economic problem and that's why we need to focus on bringing good paying jobs back to Maine and protecting the ones we still have. As a member of the Armed Services Committee, I teamed up with Senator Collins and Representative Poliquin to successfully secure a provision in the defense bill that can help domestic shoe manufacturers like New Balance. The three of us also worked together with the Department of Commerce to establish an Economic Development Assessment Team, known as an EDAT, to assist Maine's forest industry in the wake of several mill closures. We have an incredible spirit of innovation and ingenuity in Maine and I believe finding ways to invest in that spirit will reignite Maine's forest products sector and our economy. Part of our economic path forward must also include expanding access to high-speed broadband, which can help connect our businesses and communities to information and economic opportunities.

AUGUSTA
4 Gabriel Drive, Suite F1
Augusta, ME 04330
(207) 622-8292

BANGOR
202 Harlow Street, Suite 20350
Bangor, ME 04401
(207) 945-8000

66

PRESQUE ISLE
169 Academy Street, Suite A
Presque Isle, ME 04769
(207) 764-5124

SCARBOROUGH
383 US Route 1, Suite 1C
Scarborough, ME 04074
(207) 883-1588

SUSAN M. COLLINS
MAINE

413 DIRKSEN SENATE OFFICE BUILDING
WASHINGTON, DC 20510-1904
OFFICE 204-7579
CELL 204-2882-1740

United States Senate

WASHINGTON, DC 20510-1904

Dear Friends:

It is an honor to represent Maine in the United States Senate. I am grateful for the trust the people of our State have placed in me and welcome this opportunity to share some key accomplishments.

Growing our economy by encouraging job creation remains a top priority. The tax relief bill enacted during this last Congress contains provisions I authored to provide small businesses with the certainty that they need to invest, grow, and, most important, hire new workers. The 2017 National Defense Authorization Act includes a provision the Maine delegation worked together to champion requiring that military recruits be provided with athletic footwear made in America, as is required for other equipment and uniform items whenever possible. This is a great victory for our troops and for the 900 skilled workers at New Balance factories here in Maine.

Maine's contributions to our national security stretch from Kittery to Limestone. As a senior member of the Appropriations Committee, I successfully advocated for critical funding for projects at the Portsmouth Naval Shipyard and \$1 billion towards the construction of an additional ship that will likely be built at Bath Iron Works. This funding will strengthen the Navy and our national security, and the additional destroyer will help meet the Navy's goal of a 355-ship fleet.

Maine's growing population of older individuals creates many challenges. That's why, as Chairman of the Senate Aging Committee, my top three priorities are fighting fraud and financial abuse directed at our nation's seniors, increasing investments in biomedical research, and improving retirement security.

The Aging Committee's toll-free hotline (1-855-303-9470) makes it easier for senior citizens to report suspected fraud and receive assistance. Last May, a call to the hotline helped lead to the arrest of a national crime ring targeting seniors, and in June I worked to secure the humanitarian release of a Maine senior who had been imprisoned in Spain after being victimized by an international drug smuggling scam.

The Aging Committee also released an extensive report detailing the findings of our bipartisan investigation into the abrupt and dramatic price increases for prescription drugs whose patents expired long ago.

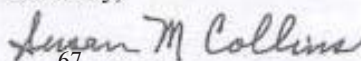
I advocated strongly for the \$2 billion increase in funding for the National Institutes of Health to advance research on such diseases as diabetes and Alzheimer's. I also championed and authored portions of the 21st Century Cures Act that will further support biomedical innovation and make significant reforms to our mental health system.

The Senate also took steps in the past year to combat the nation's heroin and opioid epidemic by passing the Comprehensive Addiction and Recovery Act (CARA), which I was proud to cosponsor. CARA is a monumental step forward in our effort to address the devastating addiction crisis affecting countless families and communities across the country and right here in Maine.

A Maine value that always guides me is our unsurpassed work ethic. In December 2016, I cast my 6,236th consecutive vote, continuing my record of never missing a roll-call vote since my Senate service began in 1997.

I appreciate the opportunity to serve Naples and Maine in the United States Senate. If ever I can be of assistance to you, please contact my Portland state office at 207-780-3575 or visit my website at www.collins.senate.gov. May 2017 be a good year for you, your family, your community, and our state.

Sincerely,



67
Susan M. Collins
United States Senator



Paul R. LePage
GOVERNOR

STATE OF MAINE
OFFICE OF THE GOVERNOR
1 STATE HOUSE STATION
AUGUSTA, MAINE
04333-0001

Dear Citizens of Naples:

Maine has a long tradition of civil participation in both state and local government, and I thank you for being informed and involved citizens.

My vision for Maine is prosperity, not poverty. For this reason, one of my top priorities continues to be the reduction and eventual elimination of the income tax. Raising the minimum wage is not the path out of poverty; I want Mainers to earn a career wage. Reducing the income tax is the biggest and most immediate pay raise for all hard-working Mainers.

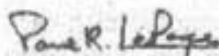
Not only does an income tax cut put more money back in your pockets, but it will also attract businesses that can offer good-paying careers to keep our young people here. It shows the nation that we are serious about wanting people and businesses to come—and stay—in Maine.

Unfortunately, voters approved a referendum question to raise the income tax to 10.15% on successful Maine households and small businesses. Enacting the second highest income tax rate in the country shows the nation we are eager to punish people for being successful. It will drive them out of our state and make it even more difficult to attract much-needed doctors, dentists, scientists, engineers and other professionals to Maine. They can live in neighboring New Hampshire, which takes no income tax from their paychecks. Even worse, there is no guarantee the extra revenue from this tax will go to fund education, as proponents promised.

As successful people leave Maine, state and municipal government will lose the significant amount they pay in property, sales and incomes taxes. This will put even more upward pressure on local property taxes. Municipalities will have to get more creative to provide local services without increasing property taxes. Reforming the tree growth program, collecting property taxes on land in conservation or preservation programs, charging a payment in lieu of taxes on state land that is taken off the property tax rolls and having non-profit organizations pay a two-percent tax on their net revenues are all ways for municipalities to increase revenues.

Such bold measures would take strong leadership and commitment from local officials and residents. If ever I can be of assistance to you or if you have any questions or suggestions, I encourage you to contact my office by calling 287-3531 or by visiting our website at www.maine.gov/governor.

Sincerely,


Paul R. LePage
Governor



68

**Expense
Summary
Report**
ALL Departments
As of May 25,
2017
Non Auditor
Adjusted

Account	Budget Net	Debits	Credits	YTD Net	Unexpended Balance
05 - Cap Reserve	1,082,025.00	273.64	0.00	358,598.21	723,428.19
10 - Capital Res	1,082,025.00	273.64	0.00	358,598.21	723,428.19
031 - FireStaBlgMt	53,357.00	0.00	0.00	13,487.50	39,870.00
035 - Paving	933,295.00	0.00	0.00	254,203.90	679,092.00
059 - Ambulance	95,373.00	273.64	0.00	90,906.81	4,466.19
<hr/>					
06 - Cap Improve	185,000.00	142.75	0.00	158,517.84	26,482.16
11 - Capital Impr	185,000.00	142.75	0.00	158,517.84	26,482.16
064 - RescueRefurb	10,000.00	142.75	0.00	9,783.55	216.45
065 - FDTkTrRefurb	40,000.00	0.00	0.00	13,864.41	26,135.59
066 - Ambulance	132,000.00	0.00	0.00	132,000.00	0.00
067 - AmbOnSpChain	3,000.00	0.00	0.00	2,869.88	130.12
<hr/>					
07 - Special - Enterprise	0.00	0.00	0.00	6,114.47	-6,114.47
12 - Special - Enterprise	0.00	0.00	0.00	6,114.47	-6,114.47
005 - Recreation	0.00	0.00	0.00	5,201.83	-5,201.83
017 - LRYFootball	0.00	0.00	0.00	912.64	-912.64
<hr/>					
08 - TIF	8,000.00	2,953.37	0.00	5,849.09	2,150.91
18 - TIF	8,000.00	2,953.37	0.00	5,849.09	2,150.91
468 - TIF4thofJul	8,000.00	2,953.37	0.00	5,862.79	2,137.21
803 - TIF Dbt Srv	0.00	0.00	0.00	-13.70	13.70
<hr/>					
10 - Admin	646,159.00	56,038.70	35.00	543,057.53	103,101.47
01 - Pay&Ben	425,959.00	29,463.89	0.00	354,217.04	71,741.96
102 - Office	297,500.00	23,058.92	0.00	260,000.96	37,499.04
103 - Selectperson	15,500.00	0.00	0.00	12,500.00	3,000.00
201 - Fica/Med	23,944.00	1,743.32	0.00	20,494.18	3,449.82
202 - Health Ins	67,000.00	3,331.30	0.00	45,053.24	21,946.76
203 - Dental/Life	8,715.00	874.39	0.00	9,560.69	-845.69
204 - Unemploy	3,200.00	0.00	0.00	18.04	3,181.96
205 - WorkComp	2,100.00	0.00	0.00	1,232.40	867.60
206 - Retire	8,000.00	455.96	0.00	5,357.53	2,642.47
02 - Operations	183,750.00	9,824.81	35.00	153,590.49	30,159.51
035 - CompSrvce	15,000.00	0.00	0.00	15,859.36	-859.36
036 - CompUpgrades	3,500.00	60.00	0.00	3,200.91	299.09
050 - Advertising	3,700.00	9.99	0.00	2,025.58	1,674.42
060 - Auditor	8,500.00	0.00	0.00	6,900.00	1,600.00
075 - Sem/Training	1,800.00	0.00	0.00	530.41	1,269.59
115 - Telephone	6,600.00	899.99	0.00	5,643.54	956.46
140 - Legal	34,000.00	1,373.75	0.00	17,656.24	16,343.76
145 - Key/Clean Dp	0.00	245.00	35.00	-75.00	75.00
150 - ConSupplies	10,000.00	327.83	0.00	8,082.42	1,917.58
152 - Meetings	1,600.00	0.00	0.00	685.00	915.00
153 - NConSupplie	1,600.00	960.79	0.00	1,105.14	494.86
165 - EquipMaint	2,600.00	25.00	0.00	1,949.98	650.02
169 - EquipRent	4,950.00	154.53	0.00	5,234.79	-284.79
250 - BankFees	350.00	0.00	0.00	-20.00	370.00
301 - Electricity	7,000.00	913.17	0.00	5,980.56	1,019.44

350 - Fuel Oil	6,400.00	509.79	0.00	7,580.75	-1,180.75
551 - Member/Dues	9,600.00	0.00	0.00	9,093.50	506.50
610 - Condolences	250.00	0.00	0.00	0.00	250.00
661 - Publications	1,500.00	0.00	0.00	0.00	1,500.00
701 - VehicleFuel	800.00	3.15	0.00	407.11	392.89
812 - Insurance	24,000.00	560.00	0.00	20,991.75	3,008.25
850 - Postage	14,000.00	0.00	0.00	11,085.75	2,914.25
901 - Printing	7,500.00	1,467.64	0.00	8,529.47	-1,029.47
950 - Reg Rec/Copy	13,000.00	1,459.18	0.00	11,417.18	1,582.82
957 - CleanContrac	5,000.00	760.00	0.00	5,240.00	-240.00
958 - EmployeeAppr	500.00	95.00	0.00	381.05	118.95
03 - ContractSvcs	36,450.00	16,750.00	0.00	35,250.00	1,200.00
302 - AssessMap	36,450.00	16,750.00	0.00	35,250.00	1,200.00
<hr/>					
13 - ProjectGrad - Enterprise	0.00	3,599.68	0.00	6,117.18	-6,117.18
13 - ProjGrad - Enterprise	0.00	3,599.68	0.00	6,117.18	-6,117.18
900 - ProjectGrad	0.00	3,599.68	0.00	6,117.18	-6,117.18
<hr/>					
18 - TIFDbtServi	132,562.00	0.00	0.00	132,561.88	0.12
18 - TIF	132,562.00	0.00	0.00	132,561.88	0.12
804 - Cswy Fire Su	88,562.00	0.00	0.00	88,561.88	0.12
809 - CWayBond2	44,000.00	0.00	0.00	44,000.00	0.00
<hr/>					
20 - Town Maint	156,166.00	13,489.75	0.00	106,172.16	49,993.84
01 - Pay&Ben	47,466.00	3,239.64	0.00	33,074.32	14,391.68
101 - Salaries	33,500.00	2,376.00	0.00	25,275.61	8,224.39
108 - Overtime	500.00	0.00	0.00	767.18	-267.18
201 - Fica/Med	2,562.00	165.93	0.00	1,939.91	622.09
202 - Health Ins	6,000.00	574.43	0.00	3,398.50	2,601.50
203 - Dental/Life	1,644.00	123.28	0.00	493.12	1,150.88
204 - Unemploy	600.00	0.00	0.00	0.00	600.00
205 - WorkComp	2,200.00	0.00	0.00	1,200.00	1,000.00
206 - Retire	960.00	0.00	0.00	0.00	960.00
02 - Operations	108,700.00	10,250.11	0.00	73,097.84	35,602.16
018 - Grounds Mnt	2,500.00	0.00	0.00	2,329.38	170.62
040 - Unanticipate	750.00	192.37	0.00	472.48	277.52
075 - Sem/Training	250.00	0.00	0.00	0.00	250.00
081 - RecFieldMain	4,000.00	0.00	0.00	880.07	3,119.93
085 - SingerComm	5,000.00	270.29	0.00	3,712.87	1,287.13
086 - Kents Land	3,000.00	168.54	0.00	700.64	2,299.36
115 - Telephone	650.00	112.68	0.00	1,299.31	-649.31
150 - ConSupplies	400.00	34.00	0.00	235.78	164.22
165 - EquipMaint	750.00	0.00	0.00	349.37	400.63
301 - Electricity	2,500.00	71.54	0.00	781.86	1,718.14
350 - Fuel Oil	3,800.00	0.00	0.00	964.60	2,835.40
401 - BldgMaint	12,000.00	2,111.76	0.00	11,005.21	994.79
404 - PortaPotty	3,400.00	0.00	0.00	2,737.66	662.34
405 - Cemeteries	1,500.00	4,000.00	0.00	4,400.00	-2,900.00
408 - DockSvcs	1,500.00	95.11	0.00	559.48	940.52
410 - CswyClean	11,000.00	1,591.67	0.00	7,634.18	3,365.82
411 - Mowing	26,000.00	0.00	0.00	12,000.00	14,000.00
413 - SnowShovel	500.00	0.00	0.00	600.00	-100.00
423 - VehMaint	3,000.00	0.00	0.00	2,953.15	46.85
430 - Uniforms	550.00	0.00	0.00	368.57	181.43
443 - Inter/Cable	650.00	0.00	0.00	0.00	650.00
700 - StreetLights	18,000.00	1,408.64	0.00	16,516.28	1,483.72

701 - VehicleFuel	3,500.00	193.51	0.00	2,596.95	903.05
812 - Insurance	3,500.00	0.00	0.00	0.00	3,500.00
21 - GA	11,000.00	2,766.00	0.00	9,665.03	1,334.97
02 - Operations	11,000.00	2,766.00	0.00	9,665.03	1,334.97
190 - GA	11,000.00	2,766.00	0.00	9,665.03	1,334.97
30 - Sanitation	309,280.00	29,698.96	0.00	234,637.46	74,642.54
02 - Operations	309,280.00	29,698.96	0.00	234,637.46	74,642.54
030 - Bulky Waste	106,000.00	8,333.33	0.00	83,333.30	22,666.70
200 - TransStation	91,280.00	7,606.67	0.00	76,066.70	15,213.30
300 - RWSTipFees	112,000.00	13,758.96	0.00	75,237.46	36,762.54
40 - Fire	224,555.00	9,003.65	0.00	166,815.14	57,739.86
01 - Pay&Ben	77,760.00	5,310.68	0.00	55,209.33	22,550.67
101 - Salaries	67,000.00	4,934.57	0.00	48,226.94	18,773.06
201 - Fica/Med	5,125.00	376.11	0.00	3,669.32	1,455.68
204 - Unemploy	935.00	0.00	0.00	32.11	902.89
205 - WorkComp	4,700.00	0.00	0.00	3,280.96	1,419.04
02 - Operations	101,195.00	1,182.27	0.00	76,379.88	24,815.12
002 - FirePrevent	2,500.00	0.00	0.00	678.95	1,821.05
075 - Sem/Training	3,000.00	50.17	0.00	730.21	2,269.79
150 - ConSupplies	6,500.00	274.80	0.00	7,672.87	-1,172.87
165 - EquipMaint	3,000.00	0.00	0.00	997.20	2,002.80
167 - RadioReplac	6,000.00	0.00	0.00	1,792.19	4,207.81
170 - EmergencMgmt	2,500.00	400.05	0.00	1,924.27	575.73
401 - BldgMaint	0.00	0.00	0.00	1,096.54	-1,096.54
421 - Appliance	3,000.00	0.00	0.00	1,606.54	1,393.46
422 - LadderMaint	3,000.00	0.00	0.00	0.00	3,000.00
423 - VehMaint	13,500.00	70.00	0.00	14,107.92	- 507.92
424 - Medical	1,800.00	72.50	0.00	1,704.50	95.50
443 - Inter/Cable	2,200.00	0.00	0.00	438.90	1,761.10
502 - Gas/Diesel	10,000.00	274.75	0.00	4,973.10	5,026.90
551 - Member/Dues	1,800.00	40.00	0.00	554.00	1,246.00
552 - AnnualTest	6,500.00	0.00	0.00	3,606.20	2,893.80
601 - EquipPurch	6,000.00	0.00	0.00	6,697.69	-697.69
602 - SCBA	3,500.00	0.00	0.00	612.97	2,887.03
603 - Turnout	9,500.00	0.00	0.00	8,790.83	709.17
606 - Hose	2,500.00	0.00	0.00	0.00	2,500.00
813 - AutoIns	4,500.00	0.00	0.00	4,500.00	0.00
814 - VolVehIns	495.00	0.00	0.00	495.00	0.00
815 - PropIns	9,400.00	0.00	0.00	9,400.00	0.00
04 - Util&Maint	45,600.00	2,510.70	0.00	35,225.93	10,374.07
115 - Phones	5,800.00	585.51	0.00	6,118.14	-318.14
150 - ConSupplies	0.00	0.00	0.00	46.13	-46.13
301 - Electricity	10,800.00	464.72	0.00	6,617.18	4,182.82
350 - Fuel Oil	11,000.00	240.47	0.00	7,797.84	3,202.16
401 - BldgMaint	12,000.00	1,220.00	0.00	10,222.66	1,777.34
653 - RadioRepairs	6,000.00	0.00	0.00	4,423.98	1,576.02
42 - Rescue	426,421.00	27,002.29	0.00	353,511.28	72,909.72
01 - Pay&Ben	349,238.00	23,948.44	0.00	300,190.06	49,047.94
101 - Salaries	301,552.00	22,058.89	0.00	262,374.69	39,177.31
201 - Fica/Med	23,068.00	1,688.11	0.00	20,309.99	2,758.01
204 - Unemploy	7,000.00	0.00	0.00	138.46	6,861.54
205 - WorkComp	15,000.00	0.00	0.00	15,000.00	0.00

206 - Retire	2,618.00	201.44	0.00	2,366.92	251.08
02 - Operations	77,183.00	3,053.85	0.00	53,321.22	23,861.78
037 - EquipMaint	4,135.00	0.00	0.00	2,842.35	1,292.65
075 - Sem/Training	8,100.00	536.09	0.00	5,178.64	2,921.36
087 - Medical Dir	5,000.00	0.00	0.00	2,500.00	2,500.00
088 - Inform Tech	4,000.00	300.00	0.00	1,328.23	2,671.77
089 - Intercepts	1,000.00	0.00	0.00	571.94	428.06
092 - FireStaPestC	1,680.00	0.00	0.00	1,680.00	0.00
115 - Telephone	1,200.00	62.93	0.00	809.98	390.02
150 - ConSupplies	12,100.00	768.29	0.00	11,354.07	745.93
153 - NConSupplie	9,500.00	189.34	0.00	2,237.44	7,262.56
165 - EquipMaint	7,000.00	304.34	0.00	3,809.78	3,190.22
426 - Oxygen	2,000.00	135.51	0.00	1,890.84	109.16
551 - Member/Dues	1,250.00	0.00	0.00	866.00	384.00
813 - AutoIns	781.00	0.00	0.00	781.00	0.00
815 - PropIns	1,637.00	0.00	0.00	1,637.00	0.00
816 - AmbIns	1,800.00	0.00	0.00	1,800.00	0.00
999 - Billing	16,000.00	757.35	0.00	14,033.95	1,966.05
44 - MSafety	9,155.00	0.00	0.00	5,251.75	3,903.25
01 - Pay&Ben	5,285.00	0.00	0.00	3,951.75	1,333.25
101 - Salaries	4,500.00	0.00	0.00	3,500.00	1,000.00
201 - Fica/Med	345.00	0.00	0.00	266.55	78.45
204 - Unemploy	120.00	0.00	0.00	2.01	117.99
205 - WorkComp	320.00	0.00	0.00	183.19	136.81
02 - Operations	3,870.00	0.00	0.00	1,300.00	2,570.00
075 - Sem/Training	620.00	0.00	0.00	750.00	-130.00
165 - EquipMaint	1,350.00	0.00	0.00	0.00	1,350.00
350 - Fuel Oil	1,000.00	0.00	0.00	0.00	1,000.00
430 - Uniforms	250.00	0.00	0.00	0.00	250.00
551 - Member/Dues	100.00	0.00	0.00	0.00	100.00
812 - Insurance	550.00	0.00	0.00	550.00	0.00
45 - Dispatch	26,059.00	0.00	0.00	0.00	26,059.00
03 - ContractSvcs	26,059.00	0.00	0.00	0.00	26,059.00
330 - MonitoringSv	26,059.00	0.00	0.00	0.00	26,059.00
46 - AControl	16,910.00	1,019.10	0.00	13,349.10	3,560.90
01 - Pay&Ben	7,760.00	809.96	0.00	10,678.71	-2,918.71
101 - Salaries	7,000.00	752.40	0.00	9,808.19	-2,808.19
201 - Fica/Med	535.00	57.56	0.00	750.32	-215.32
204 - Unemploy	75.00	0.00	0.00	2.01	72.99
205 - WorkComp	150.00	0.00	0.00	118.19	31.81
02 - Operations	9,150.00	209.14	0.00	2,670.39	6,479.61
075 - Sem/Training	350.00	0.00	0.00	0.00	350.00
115 - Telephone	650.00	0.00	0.00	0.00	650.00
150 - ConSupplies	150.00	0.00	0.00	0.00	150.00
701 - VehicleFuel	2,000.00	209.14	0.00	2,143.23	-143.23
750 - HarvHill	6,000.00	0.00	0.00	527.16	5,472.84
50 - UnanExpense	25,000.00	0.00	0.00	2,100.00	22,900.00
02 - Operations	25,000.00	0.00	0.00	2,100.00	22,900.00
040 - Unanticipate	25,000.00	0.00	0.00	2,100.00	22,900.00
60 - Library	74,000.00	0.00	0.00	74,000.00	0.00
02 - Operations	74,000.00	0.00	0.00	74,000.00	0.00
095 - Library	74,000.00	0.00	0.00	74,000.00	0.00

70 - Debt Service	327,275.00	0.00	0.00	326,786.28	488.72
02 - Operations	327,275.00	0.00	0.00	326,786.28	488.72
010 - Principal	327,275.00	0.00	0.00	303,795.66	23,479.34
025 - Interest	0.00	0.00	0.00	22,990.62	-22,990.62
73 - RoadsHighway	432,700.00	58,313.18	0.00	392,106.33	40,593.67
06 - Highway	41,900.00	4,092.15	0.00	19,237.67	22,662.33
444 - Grading	2,800.00	539.00	0.00	789.00	2,011.00
446 - CswyStriping	4,700.00	0.00	0.00	0.00	4,700.00
447 - StreetSweep	4,400.00	0.00	0.00	0.00	4,400.00
448 - General	30,000.00	3,553.15	0.00	18,448.67	11,551.33
07 - Roadside	45,800.00	2,382.73	0.00	27,454.16	18,345.84
451 - Signs	2,800.00	513.81	0.00	2,086.18	713.82
452 - Ditch&Should	35,000.00	416.25	0.00	21,303.31	13,696.69
453 - Mowing	8,000.00	1,452.67	0.00	4,064.67	3,935.33
08 - Winter Maint	345,000.00	51,838.30	0.00	345,414.50	-414.50
454 - SnowRemove	260,000.00	51,600.00	0.00	270,390.85	-10,390.85
455 - Salt & Sand	85,000.00	238.30	0.00	75,023.65	9,976.35
80 - Recreation	126,285.00	2,762.41	0.00	100,962.32	25,322.68
01 - Pay&Ben	29,417.00	2,036.40	0.00	28,739.80	677.20
101 - Salaries	24,642.00	1,891.68	0.00	23,418.00	1,224.00
201 - Fica/Med	1,885.00	144.72	0.00	4,348.16	-2,463.16
204 - Unemploy	1,200.00	0.00	0.00	8.03	1,191.97
205 - WorkComp	1,690.00	0.00	0.00	965.61	724.39
02 - Operations	10,250.00	341.01	0.00	10,319.01	-69.01
075 - Sem/Training	550.00	140.32	0.00	539.32	10.68
115 - Telephone	1,550.00	200.69	0.00	2,018.09	-468.09
150 - ConSupplies	200.00	0.00	0.00	5.65	194.35
175 - KentLndMovNt	1,600.00	0.00	0.00	2,225.00	-625.00
441 - Cert/Rec	1,450.00	0.00	0.00	940.00	510.00
601 - EquipPurch	1,500.00	0.00	0.00	481.43	1,018.57
701 - VehicleFuel	200.00	0.00	0.00	909.52	-709.52
815 - PropIns	3,200.00	0.00	0.00	3,200.00	0.00
05 - NonPRProgram	17,600.00	385.00	0.00	14,909.19	2,690.81
910 - Aerobics	2,000.00	325.00	0.00	4,025.00	-2,025.00
916 - Art	0.00	0.00	0.00	100.00	-100.00
919 - Basketball	2,100.00	0.00	0.00	2,016.13	83.87
928 - Football	1,300.00	0.00	0.00	837.50	462.50
933 - Halloween	800.00	0.00	0.00	928.85	-128.85
945 - Senior	9,000.00	60.00	0.00	6,015.76	2,984.24
948 - Soccer	2,400.00	0.00	0.00	985.95	1,414.05
14 - Day Camp	49,371.00	0.00	0.00	34,421.07	14,949.93
101 - Salaries	31,000.00	0.00	0.00	24,373.22	6,626.78
201 - Fica/Med	2,371.00	0.00	0.00	0.00	2,371.00
924 - Program	16,000.00	0.00	0.00	10,047.85	5,952.15
16 - SummerSwim	6,729.00	0.00	0.00	3,958.25	2,770.75
101 - Salaries	5,600.00	0.00	0.00	3,758.25	1,841.75
201 - Fica/Med	429.00	0.00	0.00	0.00	429.00
951 - Program	700.00	0.00	0.00	200.00	500.00
17 - CommGroup	12,918.00	0.00	0.00	8,615.00	4,303.00
101 - Rec/GateAtt	12,000.00	0.00	0.00	8,615.00	3,385.00
201 - Rec/GateATx	918.00	0.00	0.00	0.00	918.00
82 - HistSociety	14,147.00	488.25	0.00	13,403.03	743.97
01 - Pay&Ben	6,772.00	166.00	0.00	4,979.10	1,792.90

101 - Salaries	6,100.00	166.00	0.00	4,720.00	1,380.00
201 - Fica/Med	467.00	0.00	0.00	259.10	207.90
204 - Unemploy	100.00	0.00	0.00	0.00	100.00
205 - WorkComp	105.00	0.00	0.00	0.00	105.00
02 - Operations	7,375.00	322.25	0.00	8,423.93	-1,048.93
035 - CompSrvce	965.00	0.00	0.00	3,028.12	-2,063.12
115 - Telephone	1,400.00	171.66	0.00	1,865.66	-465.66
150 - ConSupplies	100.00	0.00	0.00	0.00	100.00
165 - EquipMaint	500.00	0.00	0.00	0.00	500.00
301 - Electricity	950.00	70.59	0.00	653.26	296.74
350 - Fuel Oil	1,900.00	0.00	0.00	1,236.89	663.11
401 - BldgMaint	0.00	80.00	0.00	80.00	-80.00
812 - Insurance	1,560.00	0.00	0.00	1,560.00	0.00
88 - CommGroup	17,800.00	0.00	0.00	12,800.00	5,000.00
17 - CommGroup	17,800.00	0.00	0.00	12,800.00	5,000.00
462 - Band Concert	2,300.00	0.00	0.00	2,300.00	0.00
468 - 4th of July	8,000.00	0.00	0.00	8,000.00	0.00
484 - MRiverSnoSee	2,500.00	0.00	0.00	2,500.00	0.00
486 - NaplesBSBall	3,500.00	0.00	0.00	0.00	3,500.00
490 - FdPtry Deliv	1,500.00	0.00	0.00	0.00	1,500.00
89 - OutAgencies	60,736.00	2,414.00	0.00	51,656.00	9,080.00
09 - OutAgencies	55,736.00	2,414.00	0.00	45,156.00	10,580.00
460 - RedCross	750.00	0.00	0.00	0.00	750.00
464 - HHVistingNur	4,100.00	0.00	0.00	0.00	4,100.00
466 - FamilyCrisis	300.00	0.00	0.00	0.00	300.00
470 - GreatBridg	500.00	0.00	0.00	500.00	0.00
474 - LRegTV	16,500.00	0.00	0.00	16,500.00	0.00
478 - LRegEnvAssc	1,500.00	0.00	0.00	0.00	1,500.00
482 - Milfoil	5,000.00	0.00	0.00	5,000.00	0.00
483 - SoMEParentAw	150.00	0.00	0.00	0.00	150.00
484 - VNA Home	500.00	0.00	0.00	0.00	500.00
488 - PROP	5,000.00	0.00	0.00	5,000.00	0.00
490 - RegTrans	1,200.00	0.00	0.00	1,200.00	0.00
491 - SaveSebago	2,000.00	0.00	0.00	2,000.00	0.00
494 - SeniorMeal	3,500.00	0.00	0.00	3,500.00	0.00
495 - LR Sr Trans	300.00	0.00	0.00	300.00	0.00
496 - SMAgonAging	1,500.00	0.00	0.00	1,500.00	0.00
498 - TriCounty	3,000.00	0.00	0.00	0.00	3,000.00
499 - MEVetHomes	180.00	0.00	0.00	0.00	180.00
501 - RegBusSvc	9,656.00	2,414.00	0.00	9,656.00	0.00
502 - MPBN	100.00	0.00	0.00	0.00	100.00
17 - CommGroup	5,000.00	0.00	0.00	6,500.00	-1,500.00
478 - LEA LakeTest	0.00	0.00	0.00	1,500.00	-1,500.00
492 - EdesFallsSew	5,000.00	0.00	0.00	5,000.00	0.00
90 - Intergovern	8,185,394.00	607,004.00	0.00	7,173,099.00	1,012,295.00
02 - Operations	8,185,394.00	607,004.00	0.00	7,173,099.00	1,012,295.00
900 - School	7,347,367.00	607,004.00	0.00	6,677,037.00	670,330.00
920 - CountyTax	496,062.00	0.00	0.00	496,062.00	0.00
930 - Overlay	341,965.00	0.00	0.00	0.00	341,965.00
Final Totals	12,496,629.00	816,969.73	35.00	10,247,131.08	2,261,730.97

Revenue Summary Report

As of May 22,
2017
Not Auditor
Adjusted

Account	Budget Net	Debits	Credits	YTD Net	Uncollected Balance
07 - Special Enterprise	0.00	75.00	0.00	3,803.36	-3,803.36
005 - Recreation	0.00	0.00	0.00	3,383.00	-3,383.00
010 - Fire Department	0.00	0.00	0.00	844.77	-844.77
012 - Fuel Assistance	0.00	0.00	0.00	-349.41	349.41
031 - Bench Sales	0.00	75.00	0.00	-75.00	75.00
08 - Tax Increment Financing	5,000.00	0.00	0.00	0.00	5,000.00
993 - Use of TIF	5,000.00	0.00	0.00	0.00	5,000.00
09 - Taxes	9,642,843.00	0.00	0.00	9,887,217.54	-244,374.54
100 - Tax Commitment	9,576,636.00	0.00	0.00	9,799,171.47	-222,535.47
101 - BETE	457.00	0.00	0.00	5,323.00	-4,866.00
102 - Homestead	65,750.00	0.00	0.00	87,267.00	-21,517.00
105 - Supplementals	0.00	0.00	0.00	6,943.89	-6,943.89
110 - Abatements	0.00	0.00	0.00	-11,487.82	11,487.82
10 - Administration	1,540,465.00	16.50	107,660.07	1,241,099.05	299,365.95
100 - Clerk's Fees	30,000.00	0.00	2,718.00	24,760.85	5,239.15
110 - Code Enforcement Office Fees	35,500.00	0.00	9,955.56	49,171.53	-13,671.53
116 - Vending Machine	200.00	0.00	0.00	0.00	200.00
141 - Impound Fees	900.00	0.00	0.00	150.00	750.00
150 - Planning Board	3,000.00	0.00	0.00	4,448.00	-1,448.00
155 - Appeals Board	800.00	0.00	249.00	363.00	437.00
180 - Cemetery Lots	0.00	0.00	0.00	700.00	-700.00
191 - Room Rent	4,000.00	0.00	100.00	4,675.00	-675.00
192 - Post Office Rent	22,500.00	0.00	0.00	18,731.70	3,768.30
200 - Auto Excise	643,000.00	0.00	55,466.17	682,858.20	-39,858.20
210 - Boat Excise	39,000.00	0.00	9,339.80	22,366.40	16,633.60
250 - Investment Income	7,000.00	0.00	0.00	2,670.66	4,329.34
251 - Cash Over/Short	0.00	0.00	0.00	8.73	-8.73
300 - Lien Charges & Fees	19,300.00	0.00	1,272.29	16,972.80	2,327.20
310 - Interest on Taxes	52,000.00	0.00	4,061.08	72,685.34	-20,685.34
321 - Fireworks Donations	6,000.00	0.00	0.00	2,500.00	3,500.00
700 - State Revenue Sharing	131,000.00	0.00	0.00	113,665.52	17,334.48
710 - DOT Local Roads	46,608.00	0.00	0.00	42,984.00	3,624.00
715 - Veterans	4,100.00	0.00	0.00	3,411.00	689.00
716 - Snowmobile	2,000.00	0.00	0.00	1,072.44	927.56
725 - Tree Growth Penalty	45,500.00	0.00	0.00	38,378.85	7,121.15
735 - State Park's Fee Sharing	2,300.00	0.00	0.00	3,459.55	-1,159.55
815 - Cable Franchise Fees	57,000.00	0.00	0.00	28,837.57	28,162.43
992 - BulkyWaste Surpls Distributi	45,000.00	0.00	0.00	0.00	45,000.00

993 - Use of TIF Funds	8,000.00	0.00	0.00	0.00	8,000.00
998 - Undesignated Funds	329,757.00	0.00	0.00	0.00	329,757.00
999 - Miscellaneous	6,000.00	16.50	24,498.17	106,227.91	-100,227.91
<hr/>					
13 - Project Graduation	0.00	0.00	2,288.00	8,262.37	-8,262.37
100 - Donations	0.00	0.00	2,288.00	8,262.37	-8,262.37
<hr/>					
42 - Rescue	130,000.00	0.00	0.00	122,156.30	7,843.70
615 - Rescue	130,000.00	0.00	0.00	122,127.30	7,872.70
616 - CPR	0.00	0.00	0.00	29.00	-29.00
<hr/>					
44 - Marine Safety	4,000.00	0.00	810.00	2,940.00	1,060.00
602 - Mooring Fees	4,000.00	0.00	810.00	2,940.00	1,060.00
<hr/>					
80 - Recreation	66,500.00	0.00	140.00	30,308.81	36,191.19
910 - Aerobics	4,500.00	0.00	0.00	0.00	4,500.00
913 - Aquacise	6,500.00	0.00	0.00	0.00	6,500.00
916 - General	0.00	0.00	140.00	30,448.81	-30,448.81
919 - Basketball	1,300.00	0.00	0.00	-105.00	1,405.00
924 - Day Camp	35,000.00	0.00	0.00	0.00	35,000.00
928 - Football	1,400.00	0.00	0.00	-35.00	1,435.00
945 - Senior Citizens	9,000.00	0.00	0.00	0.00	9,000.00
946 - Senior Exercise	3,000.00	0.00	0.00	0.00	3,000.00
947 - Soccer	2,300.00	0.00	0.00	0.00	2,300.00
948 - Summer Swimming	3,500.00	0.00	0.00	0.00	3,500.00
<hr/>					
Final Totals	11,915,716.00	67,235.82	110,898.07	11,596,743.84	318,972.16



Proven Expertise and Integrity

INDEPENDENT AUDITORS' REPORT

Board of Selectmen
Town of Naples
Naples, Maine

Report on the Financial Statements

We have audited the accompanying financial statements of the governmental activities, each major fund, and the aggregate remaining fund information of the Town of Naples, Maine as of and for the year ended June 30, 2016, and the related notes to the financial statements, which collectively comprise the Town of Naples, Maine's basic financial statements as listed in the table of contents.

Management's Responsibility for the Financial Statements

Management is responsible for the preparation and fair presentation of these financial statements in accordance with accounting principles generally accepted in the United States of America; this includes the design, implementation, and maintenance of internal control relevant to the preparation and fair presentation of financial statements that are free from material misstatement, whether due to fraud or error.

Auditors' Responsibility

Our responsibility is to express opinions on these financial statements based on our audit. We conducted our audit in accordance with auditing standards generally accepted in the United States of America and the standards applicable to financial audits contained in *Government Auditing Standards*, issued by the Comptroller General of the United States. Those standards require that we plan and perform the audit to obtain reasonable assurance about whether the financial statements are free of material misstatement.

An audit involves performing procedures to obtain audit evidence about the amounts and disclosures in the financial statements. The procedures selected depend on the auditor's judgment, including the assessment of the risks of material misstatement of the financial statements, whether due to fraud or error. In making those risk assessments, the auditor considers internal control relevant to the entity's preparation and fair presentation of the financial statements in order to design audit procedures that are appropriate in the circumstances, but not for the purpose of expressing an opinion on the effectiveness of the entity's internal control. Accordingly, we express no such opinion. An audit also includes evaluating the appropriateness of accounting policies used and the reasonableness of significant accounting estimates made by management, as well as evaluating the overall presentation of the financial statements.

3 Old Orchard Road, Buxton, Maine 04093
Tel: (800) 300-7708 (207) 929-4606 Fax: (207) 929-4609
www.rhrsmith.com

We believe that the audit evidence we have obtained is sufficient and appropriate to provide a basis for our audit opinions.

Opinions

In our opinion, the financial statements referred to above present fairly, in all material respects, the respective financial position of the governmental activities, each major fund, and the aggregate remaining fund information of the Town of Naples, Maine as of June 30, 2016, and the respective changes in financial position and, where applicable, cash flows thereof for the year then ended in accordance with accounting principles generally accepted in the United States of America.

Other Matters

Required Supplementary Information

Accounting principles generally accepted in the United States of America require that the management's discussion and analysis and budgetary comparison information on pages 4 through 11 and 40 be presented to supplement the basic financial statements. Such information, although not a part of the basic financial statements, is required by the Governmental Accounting Standards Board, who considers it to be an essential part of financial reporting for placing the basic financial statements in an appropriate operational, economic, or historical context. We have applied certain limited procedures to the required supplementary information in accordance with auditing standards generally accepted in the United States of America, which consisted of inquiries of management about the methods of preparing the information and comparing the information for consistency with management's responses to our inquiries, the basic financial statements, and other knowledge we obtained during our audit of the basic financial statements. We do not express an opinion or provide any assurance on the information because the limited procedures do not provide us with sufficient evidence to express an opinion or provide any assurance.

Other Information

Our audit was conducted for the purpose of forming opinions on the financial statements that collectively comprise the Town of Naples, Maine's basic financial statements. The Schedule of Departmental Operations – General Fund, combining and individual nonmajor fund financial statements and capital asset schedules are presented for purposes of additional analysis and are not a required part of the basic financial statements.

The Schedule of Departmental Operations – General Fund, combining and individual nonmajor fund financial statements and capital asset schedules are the responsibility of management and were derived from and related directly to the underlying accounting and other records used to prepare the basic financial statements. Such information has been subjected to the auditing procedures applied in the audit of

the basic financial statements and certain additional procedures, including comparing and reconciling such information directly to the underlying accounting and other records used to prepare the basic financial statements or to the basic financial statements themselves, and other additional procedures in accordance with auditing standards generally accepted in the United States of America. In our opinion, the Schedule of Departmental Operations – General Fund, combining and individual nonmajor fund financial statements and capital asset schedules are fairly stated, in all material respects, in relation to the basic financial statements as a whole.

Other Reporting Required by *Government Auditing Standards*

In accordance with *Government Auditing Standards*, we have also issued our report dated February 9, 2016, on our consideration of the Town of Naples, Maine's internal control over financial reporting and our tests of its compliance with certain provisions of laws, regulations, contracts and grants agreements and other matters. The purpose of that report is to describe the scope of our testing of internal control over financial reporting and compliance and the results of that testing, and not to provide an opinion on internal control over financial reporting or on compliance. That report is an integral part of an audit performed in accordance with *Government Auditing Standards* in considering the Town of Naples, Maine's internal control over financial reporting and compliance.

RHR Smith & Company
Buxton, Maine
February 9, 2016

**REQUIRED SUPPLEMENTARY INFORMATION
MANAGEMENT'S DISCUSSION AND ANALYSIS
JUNE 30, 2016**

(UNAUDITED)

The following management's discussion and analysis of the Town of Naples financial performance provides an overview of the Town's financial activities for the fiscal year ended June 30, 2016. Please read it in conjunction with the Town's financial statements.

Financial Statement Overview

The Town of Naples basic financial statements include the following components: 1) government-wide financial statements, 2) fund financial statements, and 3) notes to the financial statements. This report also includes required supplementary information which consists of the general fund budgetary comparison schedule, and other supplementary information which includes combining and other schedules.

Basic Financial Statements

The basic financial statements include financial information in two differing views: the government-wide financial statements and the fund financial statements. These basic financial statements also include the notes to financial statements that explain in more detail certain information in the financial statements and also provide the user with the accounting policies used in the preparation of the financial statements.

Government-Wide Financial Statements

The government-wide financial statements provide a broad view of the Town's operations in a manner that is similar to private businesses. These statements provide both short-term as well as long-term information in regards to the Town's financial position. These financial statements are prepared using the accrual basis of accounting. This measurement focus takes into account all revenues and expenses associated with the fiscal year regardless of when cash is received or paid. The government-wide financial statements include the following two statements:

The Statement of Net Position – this statement presents *all* of the government's assets, deferred outflows of resources, liabilities and deferred inflows of resources with the difference being reported as net position.

The Statement of Activities – this statement presents information that shows how the government's net position changed during the period. All changes in net position are reported as soon as the underlying event giving rise to the change occurs, regardless of the timing of the related cash flows.

Both of the above mentioned financial statements have one column for the one type of Town activity. The type of activity presented for the Town of Naples is:

- *Governmental activities* – The activities in this section are mostly supported by taxes and intergovernmental revenues (federal and state grants). All of the Town's basic services are reported in governmental activities, which include general government, public safety, public works, education, health and sanitation, recreation and culture and unclassified.

Fund Financial Statements

A fund is a grouping of related accounts that is used to maintain control over resources that have been segregated for specific activities or objectives. The Town of Naples, like other local governments uses fund accounting to ensure and demonstrate compliance with financial related legal requirements. All of the funds of the Town are considered governmental funds.

Governmental funds: All of the basic services provided by the Town are financed through governmental funds. Governmental funds are used to account for essentially the same functions reported in governmental activities in the government-wide financial statements. However, unlike the government-wide financial statements, the governmental funds financial statements focus on near-term inflows and outflows of spendable resources. They also focus on the balance of spendable resources available at the end of the fiscal year. Such information will be useful in evaluating the government's near-term financing requirements. This approach is known as the current financial resources measurement focus and the modified accrual basis of accounting. Under this approach, revenues are recorded when cash is received or when susceptible to accrual. Expenditures are recorded when liabilities are incurred and due. These statements provide a detailed short-term view of the Town's finances to assist in determining whether there will be adequate financial resources available to meet the current needs of the Town.

Because the focus of governmental funds is narrower than that of government-wide financial statements, it is useful to compare the information presented for governmental funds with similar information presented for governmental activities in the government-wide financial statements. By doing so, readers may better understand the long-term impact of the government's near-term financing decisions. Both the governmental funds balance sheet and the governmental funds statement of revenues, expenditures and changes in fund balances provide a reconciliation to facilitate this comparison between governmental funds and governmental activities. These reconciliations are presented on the page immediately following each governmental fund financial statement.

The Town of Naples presents four columns in the governmental funds balance sheet and the governmental funds statement of revenues, expenditures and changes in fund balances. The Town's major governmental funds are the General Fund, Highways

and Bridges, and the Chaplin Trust. All other funds are shown as nonmajor and are combined in the "Other Governmental Funds" column on these statements.

The general fund is the only fund for which the Town legally adopted a budget. The Budgetary Comparison Schedule – Budgetary Basis – Budget and Actual – General Fund provides a comparison of the original and final budget and the actual expenditures for the current year.

Notes to the Financial Statements

The notes provide additional information that is essential to a full understanding of the data provided in the Government-Wide and the Fund Financial Statements. The Notes to Financial Statements can be found following the Reconciliation of the Statement of Revenues, Expenditures and Changes in Fund Balances of Governmental Funds to the Statement of Activities.

Required Supplementary Information

The basic financial statements are followed by a section of required supplementary information, which includes a Budgetary Comparison Schedule – Budgetary Basis – Budget and Actual – General Fund.

Other Supplementary Information

Other supplementary information follows the required supplementary information. These combining and other schedules provide information in regards to nonmajor funds, capital asset activity and other detailed budgetary information for the general fund.

Government-Wide Financial Analysis

Our analysis below focuses on the net position, and changes in net position of the Town's governmental activities. The Town's total net position increased by \$512,700 from \$9,947,487 to \$10,460,187.

Unrestricted net position - the part of net position that can be used to finance day-to-day operations without constraints established by debt covenants, enabling legislation, or other legal requirements - increased to a balance of \$4,507,031 at the end of this year.

Table 1
Town of Naples, Maine
Net Position
June 30,

	<u>2016</u>	<u>2015</u>
Assets:		
Current Assets	\$ 5,654,445	\$ 5,312,759
Capital Assets	<u>6,516,712</u>	<u>6,763,803</u>
Total Assets	<u>12,171,157</u>	<u>12,076,562</u>
Liabilities:		
Current Liabilities	614,444	589,027
Long-term Debt Outstanding	<u>1,065,582</u>	<u>1,518,956</u>
Total Liabilities	<u>1,680,026</u>	<u>2,107,983</u>
Deferred Inflows of Resources:		
Prepaid Taxes	<u>30,944</u>	<u>21,092</u>
Total Deferred Inflows of Resources	<u>30,944</u>	<u>21,092</u>
Net Position:		
Net Investment in Capital Assets	5,026,700	4,832,986
Restricted	926,456	823,122
Unrestricted	<u>4,507,031</u>	<u>4,291,379</u>
Total Net Position	<u>\$ 10,460,187</u>	<u>\$ 9,947,487</u>

Revenues and Expenses

Revenues for the Town's governmental activities decreased by .47%, while total expenses decreased by 1.81%. The decrease in revenues is largely due to miscellaneous revenues. The biggest decreases in expenses were in general government and public works.

Table 2
Town of Naples, Maine
Change in Net Position
For the Years Ended June 30,

	<u>2016</u>	<u>2015</u>
Revenues		
<i>Program Revenues:</i>		
Charges for services	\$ 275,411	\$ 160,999
Operating grants and contributions	43,184	42,744
<i>General Revenues:</i>		
Taxes	10,763,843	10,760,330
Grants and contributions not restricted to specific programs	290,860	260,907
Miscellaneous	156,361	358,895
Total Revenues	<u>11,529,659</u>	<u>11,583,875</u>
Expenses		
General government	693,154	784,455
Public safety	869,284	887,204
Health and sanitation	274,245	261,570
Recreation and culture	123,864	101,389
Education	7,395,376	7,382,588
Public works	700,354	949,086
County tax	470,786	451,381
Unclassified	174,949	200,094
Unallocated depreciation (Note 4)	102,433	98,648
Capital outlay	180,379	70,077
Debt service interest	32,135	33,784
Total Expenses	<u>11,016,959</u>	<u>11,220,276</u>
Change in Net Position	512,700	363,599
Net Position - July 1	<u>9,947,487</u>	<u>9,583,888</u>
Net Position - June 30	<u>\$ 10,460,187</u>	<u>\$ 9,947,487</u>

Financial Analysis of the Town's Fund Statements

Governmental funds: The financial reporting focus of the Town's governmental funds is to provide information on near-term inflows, outflows, and balances of spendable resources. Such information may be useful in assessing the Town's financial requirements. In particular, unassigned fund balance may serve as a useful measure of a government's financial position at the end of the year, and the net resources available for spending.

Table 3
Town of Naples, Maine
Fund Balances - Governmental Funds
June 30,

	2016	2015
Major Funds:		
General Fund:		
Committed	\$ 101,319	\$ 129,863
Unassigned	2,648,258	2,125,030
Subtotal General Fund	2,749,577	2,254,893
Highways and Bridges:		
Committed	784,321	598,560
Chaplin Trust:		
Restricted	338,334	334,005
Total Major Funds	\$ 3,872,232	\$ 3,187,458
Nonmajor Funds:		
Special Revenue Funds:		
Restricted	\$ 562,727	\$ 463,760
Assigned	4,246	5,088
Capital Projects Funds:		
Committed	450,290	744,353
Permanent Funds:		
Restricted	25,395	25,357
Total Nonmajor Funds	\$ 1,042,658	\$ 1,238,558

The general fund total fund balance increased by \$494,684 from the prior fiscal year. Highways and bridges increased by \$185,761, and the Chaplin trust increased by \$4,329. The nonmajor fund balances decreased by \$195,900 from the prior fiscal year.

Budgetary Highlights

There was a significant difference between the original and final budget for the general fund. The difference was the use of committed fund balance.

The general fund actual revenues were over budget by \$188,431, with most of the increase due to property and excise taxes.

The general fund actual expenditures were under budget by \$618,545. All expenditure categories were under budget with the exception of education, unclassified, and debt service interest.

Capital Asset and Debt Administration

Capital Assets

As of June 30, 2016, the net book value of capital assets recorded by the Town decreased by \$247,091 from the prior year. This decrease is the result of current year additions of \$317,728 less current year depreciation of \$564,819.

Table 4
Town of Naples, Maine
Capital Assets (Net of Depreciation)
June 30,

	<u>2016</u>	<u>2015</u>
Land & Buildings	\$ 3,416,472	\$ 3,492,415
Equipment & Vehicles	779,555	757,339
Works of Art & Historical Treasures	122,821	122,821
Infrastructure	<u>2,197,864</u>	<u>2,391,228</u>
Total	<u>\$ 6,516,712</u>	<u>\$ 6,763,803</u>

Debt

At June 30, 2016, the Town had \$1,490,012 in bonds payable outstanding versus \$1,930,817 last fiscal year, a decrease of 22.83%. Other obligations include accrued vacation and sick time. Refer to Note 5 of Notes to Financial Statements for more detailed information.

Currently Known Facts, Decisions, or Conditions

Economic Factors and Next Year's Budgets and Rates

The Town has steadily maintained a sufficient unassigned fund balance to sustain governmental operations for a period of two to three months, while also maintaining reserve accounts for future capital and program needs.

Contacting the Town's Financial Management

This financial report is designed to provide our citizens, taxpayers, customers, investors and creditors with a general overview of the Town's finances and to show the Town's accountability for the money it receives. If you have questions about this report or need additional financial information, contact the Town Treasurer at P.O. Box 1757, Naples, Maine 04055-1757.

TOWN OF NAPLES, MAINE
STATEMENT OF NET POSITION
JUNE 30, 2016

STATEMENT A

	Governmental Activities
ASSETS	
Current assets:	
Cash and cash equivalents	\$ 4,285,315
Investments	255,831
Accounts receivable (net of allowance for uncollectibles):	
Taxes	608,326
Liens	246,838
Other	57,995
Due from other governments	200,140
Total current assets	5,654,445
Noncurrent assets:	
Capital assets:	
Land and other assets not being depreciated	1,265,611
Buildings and equipment, net of accumulated depreciation	5,251,101
Total noncurrent assets	6,516,712
TOTAL ASSETS	\$ 12,171,157
LIABILITIES	
Current liabilities:	
Accounts payable	\$ 84,158
Accrued payroll	19,181
Due to other governments	46,334
Current portion of long-term obligations	464,771
Total current liabilities	614,444
Noncurrent liabilities:	
Noncurrent portion of long-term obligations:	
Bonds payable	1,065,582
Total noncurrent liabilities	1,065,582
TOTAL LIABILITIES	1,680,026
DEFERRED INFLOWS OF RESOURCES	
Prepaid taxes	30,944
TOTAL DEFERRED INFLOWS OF RESOURCES	30,944
NET POSITION	
Net investment in capital assets	5,026,700
Restricted	926,456
Unrestricted	4,507,031
TOTAL NET POSITION	10,460,187
TOTAL LIABILITIES, DEFERRED INFLOWS OF RESOURCES AND NET POSITION	\$ 12,171,157

See accompanying independent auditors' report and notes to financial statements.

TOWN OF NAPLES, MAINE
STATEMENT OF ACTIVITIES
FOR THE YEAR ENDED JUNE 30, 2016

STATEMENT B

Functions/Programs	Expenses	Program Revenues			Net (Expense) Revenue & Changes in Net Position
		Charges for Services	Operating Grants & Contributions	Capital Grants & Contributions	Total Governmental Activities
Governmental activities:					
General government	\$ 693,154	\$ 275,411	\$ -	\$ -	\$ (417,743)
Public safety	869,284	-	-	-	(869,284)
Health and sanitation	274,245	-	-	-	(274,245)
Recreation and culture	123,864	-	-	-	(123,864)
Education	7,395,376	-	-	-	(7,395,376)
Public works	700,354	-	43,184	-	(657,170)
County tax	470,786	-	-	-	(470,786)
Unclassified	174,949	-	-	-	(174,949)
Unallocated depreciation (Note 4)*	102,433	-	-	-	(102,433)
Capital outlay	180,379	-	-	-	(180,379)
Debt service interest	32,135	-	-	-	(32,135)
Total government	<u>\$ 11,016,959</u>	<u>\$ 275,411</u>	<u>\$ 43,184</u>	<u>\$ -</u>	<u>(10,698,364)</u>

* This amount excludes the depreciation that is included in the direct expenses of the various programs.

STATEMENT B (CONTINUED)
TOWN OF NAPLES, MAINE
STATEMENT OF ACTIVITIES
FOR THE YEAR ENDED JUNE 30, 2016

	Governmental Activities
Changes in net position:	
Net (expense) revenue	<u>(10,698,364)</u>
General revenues:	
Taxes:	
Property taxes	9,973,372
Excise taxes	790,471
Grants and contributions not restricted to specific programs	290,860
Miscellaneous	156,361
Total general revenues	<u>11,211,064</u>
Change in net position	512,700
NET POSITION - JULY 1	<u>9,947,487</u>
NET POSITION - JUNE 30	<u>\$ 10,460,187</u>

STATEMENT C

TOWN OF NAPLES, MAINE

BALANCE SHEET – GOVERNMENTAL FUNDS
JUNE 30, 2016

	General Fund	Highways & Bridges	Chaplin Trust	Other Governmental Funds	Total Governmental Funds
ASSETS					
Cash and cash equivalents	\$ 3,956,088	\$ -	\$ 303,832	\$ 25,395	\$ 4,285,315
Investments	255,831	-	-	-	255,831
Accounts receivable (net of allowance for uncollectibles):					
Taxes	608,326	-	-	-	608,326
Liens	246,838	-	-	-	246,838
Other	57,995	-	-	-	57,995
Due from other governments	200,140	-	-	-	200,140
Due from other funds	-	784,321	34,502	1,017,263	1,836,086
TOTAL ASSETS	\$ 5,325,218	\$ 784,321	\$ 338,334	\$ 1,042,658	\$ 7,490,531
LIABILITIES					
Accounts payable	\$ 84,158	\$ -	\$ -	\$ -	\$ 84,158
Accrued payroll	19,181	-	-	-	19,181
Due to other governments	46,334	-	-	-	46,334
Due to other funds	1,836,086	-	-	-	1,836,086
TOTAL LIABILITIES	1,985,759	-	-	-	1,985,759
DEFERRED INFLOWS OF RESOURCES					
Prepaid taxes	30,944	-	-	-	30,944
Deferred tax revenues	558,938	-	-	-	558,938
TOTAL DEFERRED INFLOWS OF RESOURCES	589,882	-	-	-	589,882
FUND BALANCES					
Nonspendable	-	-	-	-	-
Restricted	-	-	338,334	588,122	926,456
Committed	101,319	784,321	-	450,290	1,335,930
Assigned	-	-	-	4,246	4,246
Unassigned	2,648,258	-	-	-	2,648,258
TOTAL FUND BALANCES	2,749,577	784,321	338,334	1,042,658	4,914,890
TOTAL LIABILITIES, DEFERRED INFLOWS OF RESOURCES AND FUND BALANCES	\$ 5,325,218	\$ 784,321	\$ 338,334	\$ 1,042,658	\$ 7,490,531

STATEMENT D

TOWN OF NAPLES, MAINE

RECONCILIATION OF THE GOVERNMENTAL FUNDS BALANCE SHEET
 TO THE STATEMENT OF NET POSITION
 JUNE 30, 2016

	Total Governmental Funds
	<u> </u>
Total Fund Balances	\$ 4,914,890
Amounts reported for governmental activities in the Statement of Net Position are different because:	
Capital assets used in governmental activities are not financial resources and therefore are not reported in the funds, net of accumulated depreciation	6,516,712
Other long-term assets are not available to pay for current-period expenditures and therefore are deferred in the funds shown above:	
Taxes and liens receivable	558,938
Long-term liabilities are not due and payable in the current period and therefore are not reported in the funds:	
Bonds payable	(1,490,012)
Accrued compensated absences	<u>(40,341)</u>
Net position of governmental activities	<u><u>\$ 10,460,187</u></u>

STATEMENT E

TOWN OF NAPLES, MAINE

STATEMENT OF REVENUES, EXPENDITURES AND CHANGES IN FUND BALANCES
GOVERNMENTAL FUNDS
FOR THE YEAR ENDED JUNE 30, 2016

	General Fund	Highways & Bridges	Chaplin Trust	Other Governmental Funds	Total Governmental Funds
REVENUES					
Taxes:					
Property taxes	\$ 10,140,490	\$ -	\$ -	\$ -	\$ 10,140,490
Excise taxes	790,471	-	-	-	790,471
Permits and fees	275,411	-	-	-	275,411
Intergovernmental revenues	334,044	-	-	-	334,044
Miscellaneous revenues	136,283	761	5,527	13,790	156,361
TOTAL REVENUES	11,676,699	761	5,527	13,790	11,696,777
EXPENDITURES					
Current:					
General government	636,144	-	-	-	636,144
Public safety	668,060	-	-	-	668,060
Health and sanitation	269,441	-	-	-	269,441
Recreation and culture	115,109	-	-	-	115,109
Education	7,395,376	-	-	-	7,395,376
Public works	506,991	-	-	-	506,991
County tax	470,786	-	-	-	470,786
Unclassified	173,751	-	1,198	-	174,949
Debt service:					
Principal	299,868	-	-	-	299,868
Interest	32,135	-	-	-	32,135
Capital outlay	38,735	-	-	600,309	639,044
TOTAL EXPENDITURES	10,606,396	-	1,198	600,309	11,207,903
EXCESS OF REVENUES OVER (UNDER) EXPENDITURES	1,070,303	761	4,329	(586,519)	488,874
OTHER FINANCING SOURCES (USES)					
Transfers in	13,000	185,000	-	403,619	601,619
Transfers (out)	(588,619)	-	-	(13,000)	(601,619)
TOTAL OTHER FINANCING SOURCES (USES)	(575,619)	185,000	-	390,619	-
NET CHANGE IN FUND BALANCES	494,684	185,761	4,329	(195,900)	488,874
FUND BALANCES - JULY 1	2,254,893	598,560	334,005	1,238,558	4,426,016
FUND BALANCES - JUNE 30	\$ 2,749,577	\$ 784,321	\$ 338,334	\$ 1,042,658	\$ 4,914,890

STATEMENT F

TOWN OF NAPLES, MAINE

RECONCILIATION OF THE STATEMENT OF REVENUES, EXPENDITURES AND
 CHANGES IN FUND BALANCES OF GOVERNMENTAL FUNDS
 TO THE STATEMENT OF ACTIVITIES
 FOR THE YEAR ENDED JUNE 30, 2016

Net change in fund balances - total governmental funds (Statement E)	<u>\$ 488,874</u>
Amounts reported for governmental activities in the Statement of Activities (Statement B) are different because:	
Governmental funds report capital outlays as expenditures while governmental activities report depreciation expense allocated to those expenditures over the life of the assets:	
Capital asset acquisitions	317,728
Depreciation expense	(564,819)
	<u>(247,091)</u>
Revenues in the Statement of Activities that do not provide current financial resources are not reported as revenues in the funds:	
Taxes and liens receivable	<u>(167,118)</u>
Repayment of long-term debt principal is an expenditure in the governmental funds, but the repayment reduces long-term liabilities in the Statement of Net Position	
	<u>440,805</u>
Some expenses reported in the Statement of Activities do not require the use of current financial resources and therefore are not reported as expenditures in governmental funds:	
Accrued compensated absences	<u>(2,770)</u>
Change in net position of governmental activities (Statement B)	<u>\$ 512,700</u>

Town of Naples
Town Meeting Warrant for the Adoption of the FY 2017-2018
Municipal Budget and Other Business

To Ephrem Paraschak, a resident of the Town of Naples, in the County of Cumberland, State of Maine.

In the name of the State of Maine, you are required to notify and warn the Inhabitants of the Town of Naples, qualified by law to vote in Town affairs, to meet at the Town of Naples Municipal Building Gymnasium in said Town of Naples, on Wednesday, June 7, 2017 at 7:00 P.M., then and there to act upon the following articles to wit:

ARTICLE 1. To elect a moderator to preside at said meeting.

BUDGET ARTICLES

(*Note that a detailed budget spreadsheet is available for review and inspection at the Town Clerk's Office and will be available at the Town Meeting)

ARTICLE 2. To see if the Town will vote to raise and appropriate \$606,369 for **Administration.**

Selectmen and Budget Committee jointly recommend approval of this Article.

ARTICLE 3. To see if the Town will vote to raise and appropriate \$36,450 for **Assessing.**

Selectmen and Budget Committee jointly recommend approval of this Article.

ARTICLE 4. To see if the Town will vote to raise and appropriate \$13,000 for **General Assistance.**

Selectmen and Budget Committee jointly recommend approval of this Article.

ARTICLE 5. To see if the Town will vote to raise and appropriate \$25,138 for **Animal Control.**

Selectmen and Budget Committee jointly recommend approval of this Article.

ARTICLE 6. To see if the Town will vote to raise and appropriate \$10,516 for **Marine Safety.**

Selectmen and Budget Committee jointly recommend approval of this Article.

ARTICLE 7. To see if the Town will vote to raise and appropriate \$129,141 for the **Recreation Department.**

Selectmen and Budget Committee by a vote of 2-1 jointly recommend approval of this Article.

ARTICLE 8. To see if the Town will vote to raise and appropriate \$10,176 for the **Historical Society.**

Selectmen and Budget Committee jointly recommend approval of this Article.

ARTICLE 9. To see if the Town will vote to raise and appropriate \$438,100 for **Roads and Highways.**

Selectmen and Budget Committee jointly recommend approval of this Article.

ARTICLE 10. To see if the Town will vote to raise and appropriate \$694,298 for the **Fire & Rescue Department** (\$230,579 for fire protection purposes and \$463,719 for rescue service purposes).

Selectmen and Budget Committee jointly recommend approval of this Article.

ARTICLE 11. To see if the Town will vote to raise and appropriate \$26,833 for **Dispatch.**

Selectmen and Budget Committee jointly recommend approval of this Article.

ARTICLE 12. To see if the Town will vote to appropriate \$25,000 from unassigned fund balance (surplus) for **Unanticipated Expenses** for the Selectmen to use as they deem advisable to meet unanticipated expenses, emergencies, and minor account overdrafts that occur during the fiscal year.

Selectmen and Budget Committee jointly recommend approval of this Article.

ARTICLE 13. To see if the Town will vote to raise and appropriate \$149,816 for **Town Maintenance.**

Selectmen and Budget Committee jointly recommend approval of this Article.

ARTICLE 14. To see if the Town will vote to raise and appropriate \$310,630 for **Sanitation.**

Selectmen and Budget Committee jointly recommend approval of this Article.

ARTICLE 15. To see if the Town will vote to raise and appropriate \$222,764 for **Debt Service that is not funded by TIF funds.**

Selectmen and Budget Committee jointly recommend approval of this Article.

ARTICLE 16. To see if the Town will vote to raise \$88,562 for **Causeway/Bridge and Fire Suppression Bond Debt Service** and to appropriate \$88,562 from the Town of Naples Downtown & Waterfront Tax Increment Financing District Development Program Fund for the same.

Selectmen and Budget Committee jointly recommend approval of this Article.

ARTICLE 17. To see if the Town will vote to raise \$60,400 for **4th of July Fireworks, Causeway Dock Additions, Causeway Maintenance & Improvements, Causeway Cleaning & Mowing and Info Center Attendant** and to appropriate \$60,400 from the Town of Naples Downtown & Waterfront Tax Increment Financing District Development Program Fund for the same.

Selectmen and Budget Committee jointly recommend approval of this Article.

ARTICLE 18. To see if the Town will vote to raise and appropriate \$393,000 for the **Capital and other Reserve Fund Accounts.**

Vehicles:

Fire Pumper Replacement	\$50,000
Ambulance Replacement	\$15,000
Maintenance Department Vehicle	\$8,000

Building Improvements:

Town Office/Post Office Repairs	\$10,000
Fire Station Building Reserve	\$10,000

Machinery and Equipment:

Rescue Equipment	\$10,000
------------------	----------

Highway and Bridges:

Paving and Reconstruction Reserve	\$260,000
-----------------------------------	-----------

Unclassified:

Employee Healthcare Deductibles	\$30,000
---------------------------------	----------

Total: \$393,000

Selectmen and Budget Committee jointly recommend approval of this Article.

ARTICLE 19. To see if the Town will vote to appropriate \$37,400 from unassigned fund balance (surplus) for **Capital Improvement Projects.**

Cemetery Improvements	\$4,000
Maint. Dept. Dump Trailer	\$5,400

Retrofitting FD Forestry 6	\$3,000
Small Tractor with bucket / forks	\$25,000
Total	\$37,400

Selectmen and Budget Committee jointly recommend approval of this Article.

ARTICLE 20. To see if the Town will vote to raise and appropriate \$74,000 for the **Library.**

Selectmen and Budget Committee jointly recommend approval of this Article.

ARTICLE 21. To see if the Town will vote to raise and appropriate \$8,000 for the **4th of July.**

Selectmen and Budget Committee jointly recommend approval of this Article.

ARTICLE 22. To see if the Town will vote to raise and appropriate \$2,300 for **Band Concerts.**

Selectmen and Budget Committee jointly recommend approval of this Article.

ARTICLE 23. To see if the Town will vote to raise and appropriate \$1,500 for the **Crosswalk Community Outreach.**

Selectmen and Budget Committee jointly recommend approval of this Article.

ARTICLE 24. To see if the Town will vote to raise and appropriate \$8,500 for **Lakes Environmental Association.**

Selectmen and Budget Committee jointly recommend approval of this Article.

ARTICLE 25. To see if the Town will vote to raise and appropriate \$33,000 for **Lake Region Television.**

Selectmen and Budget Committee jointly recommend approval of this Article.

ARTICLE 26. To see if the Town will vote to appropriate a sum not to exceed \$2,500 of snowmobile registration fees for the **Muddy River Snowseekers Snowmobile Club** for the maintenance of public trails on the condition that those trails be open to the public for snowmobile purposes at no charge in the snow season.

Selectmen and Budget Committee jointly recommend approval of this Article.

ARTICLE 27. To see if the Town will vote to raise and appropriate \$3,700 for the **Senior Citizen Congregate Meal Site.**

Selectmen and Budget Committee jointly recommend approval of this Article.

ARTICLE 28. To see if the Town will vote to raise and appropriate \$850 for the **American Red Cross.**

Selectmen and Budget Committee jointly recommend approval of this Article.

ARTICLE 29. To see if the Town will vote to raise and appropriate \$300 for the **Family Crisis Center.**

Selectmen and Budget Committee jointly recommend approval of this Article.

ARTICLE 30. To see if the Town will vote to raise and appropriate \$1000 for the **Greater Bridgton Lakes Region Chamber of Commerce.**

Selectmen and Budget Committee jointly recommend approval of this Article.

ARTICLE 31. To see if the Town will vote to raise and appropriate for \$500 the **VNA Home Health and Hospice.**

Selectmen and Budget Committee jointly recommend approval of this Article.

ARTICLE 32. To see if the Town will vote to raise and appropriate \$5,000 for **Opportunity Alliance (formerly PROP).**

Selectmen and Budget Committee jointly recommend approval of this Article.

ARTICLE 33. To see if the Town will vote to raise and appropriate \$1,500 for the **Regional Transportation Program.**

Selectmen and Budget Committee jointly recommend approval of this Article.

ARTICLE 34. To see if the Town will vote to raise and appropriate \$1,600 for the **Southern Maine Area Agency on Aging.**

Selectmen and Budget Committee jointly recommend approval of this Article.

ARTICLE 35. To see if the Town will vote to raise and appropriate \$3,000 for **Tri-County Mental Health.**

Selectmen and Budget Committee jointly recommend approval of this Article.

ARTICLE 36. To see if the Town will vote to raise and appropriate \$9,656 for **RTP Lake Region Bus Shuttle Service.**

Selectmen by a vote of 2-2 and Budget Committee jointly recommend approval of this Article.

ARTICLE 37. To see if the Town will vote to raise and appropriate \$968 for **Lifelight Foundation.**

Selectmen and Budget Committee jointly recommend approval of this Article.

ORDINANCE ARTICLES

ARTICLE 38. Shall an ordinance entitled “2017 Amendments to the Zoning Ordinance of the Town of Naples to Amend the Official Zoning Map Regarding the Zoning Designation of Property Described as Tax Map R-3, Lot 38B” be enacted, whereby the Official Zoning Map of the Town be and hereby is amended to change the zoning designation of the parcel described as Tax Map R-3, Lot 38B (located off of Roosevelt Trail/Route 302) from Residential-Rural to Commercial?

[The proposed Zoning Map is available for review and inspection at the Town Clerk’s Office and will be available at the Town Meeting.]

ARTICLE 39. Shall an ordinance entitled “2017 Amendments to the Zoning Ordinance of the Town of Naples to Amend the Official Zoning Map Regarding the Zoning Designation of Property Described as Tax Map U-5, Lots 21 and 21A ” be enacted, whereby the Official Zoning Map of the Town be and hereby is amended to change the zoning designation of the parcel described as Tax Map U-5, Lots 21 and 21A (located off of Roosevelt Trail/Route 302 and Jackson Cove Road) from Residential-Rural to Commercial?

[The proposed Zoning Map is available for review and inspection at the Town Clerk’s Office and will be available at the Town Meeting.]

BUSINESS ARTICLES

ARTICLE 40. To see if the Town will vote to fix the date of October 20, 2017 as the date when the first one-half of taxes shall be due and payable, with interest on the first installment to start after that date, and the date of April 20, 2018 as the date when the second one-half of taxes are due and payable, with interest on the second installment to start after that date, and to see if the Town will vote to charge a 7% annual interest rate on unpaid taxes.

- ARTICLE 41.** To see if the Town will vote to set the annual interest rate to be paid by the Town on abated taxes at 3% and to authorize such interest paid or abatements granted to be appropriated from overlay funds and then, if necessary, from unassigned fund balance (surplus).
- ARTICLE 42.** To see if the Town will vote, in accordance with 36 M.R.S.A. § 506, to authorize the Tax Collector and Town Treasurer to accept prepayment of taxes not yet committed and to pay no interest thereon.
- ARTICLE 43.** To see if the Town will vote to authorize the Selectmen to carry forward to the 2017-2018 fiscal year, and assign fund balance accordingly, any appropriated but unexpended account balances at the end of the 2016-2017 fiscal year as they deem to be advisable.
- ARTICLE 44.** To see if the Town will vote to authorize the Selectmen to transfer funds from budget accounts that have unexpended balances at the end of FY 2016-2017 to budget accounts that have overruns at the end of FY 2016-2017, provided that any such transfer is not more than five percent (5%) of the funds appropriated under the FY 2016-2017 municipal budget and any such transfer is first approved at a properly called public meeting of the Selectmen.
- ARTICLE 45.** To see if the Town will vote to authorize the Selectmen to accept or reject donations of personal property and/or to accept or reject gifts of money to the various accounts of the Town for the ensuing year and to appropriate those moneys donated for specific purposes.
- ARTICLE 46.** To see if the Town will vote to authorize the Selectmen, on behalf of the Town, to apply for State, federal (including Community Development Block Grants) and other grants on the Town's behalf for purposes deemed by the Selectmen to be in the best interests of the Town; to accept such grants, including, when necessary, the authority to sign contract and related documents and to accept conditions of approval; and to appropriate such grant funds for any purpose for which the Town has appropriated funds in 2017-2018 fiscal year.
- ARTICLE 47.** To see if the Town will vote to authorize the Selectmen to sell or otherwise dispose of Town equipment and materials with a value of \$30,000 or less and deemed obsolete or surplus by the Selectmen on such terms as they deem proper after the items have first been offered to all Town Departments; to place any sale proceeds in a Capital Reserve Account for the Department that maintains and uses said personal property; and to appropriate said capital reserve funds for the purchase of equipment for said Department.
- ARTICLE 48.** To see if the Town will vote to authorize the Selectmen to retain, sell or dispose of, by a means and upon such terms and conditions as the

Selectmen deem advisable, any real estate acquired by the Town for non-payment of taxes thereon, and to execute such contracts, deeds and other instruments, and to take such other actions as may in the Selectmen's judgment be advisable to effect the sale of such property; to adopt any policies or procedures relating to the same as the Selectmen deem advisable; and to authorize the Selectmen to place some or all of the proceeds from any such sales into the Capital Improvements Reserve Fund as they deem advisable.

ARTICLE 49. To see if the Town will vote to authorize the Selectmen to execute and deliver release deeds at their discretion for the purpose of removing from the public record tax lien certificates that have not been discharged through inadvertence.

ARTICLE 50. To see if the Town will vote to authorize the Selectmen to enter into a lease agreement with the United States Postal Service for the use of Town-owned property located at 19 Village Green Lane (currently the site of the local post office) for a term of no more than five years and on such further terms and conditions as the Selectmen deem to be in the best interests of the Town.

REVENUE ARTICLES

ARTICLE 51. To see if the Town will vote to appropriate \$1,148,145 from General Fund Revenue sources to be applied to reduce the Fiscal Year 2017-2018 tax commitment.

Selectmen and Budget Committee jointly recommend approval of this Article.

ARTICLE 52. To see if the Town will vote to appropriate \$250,000 from unassigned fund balance (surplus) to be applied to reduce the Fiscal Year 2017-2018 tax commitment.

Selectmen and Budget Committee jointly recommend approval of this Article.


ARTICLE 53. To see if the Town will vote to hold any recreation program user fees collected in the 2017-2018 fiscal year in a Recreation Department Reserve Account and to appropriate such reserve account funds as necessary to cover recreation program cost shortfalls.





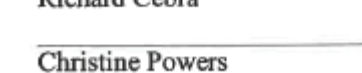
Selectmen and Budget Committee jointly recommend approval of this Article.

Hereof, fail not, have you there and then this warrant with your doings thereon.

Given under our hands in the Town of Naples, this 8th day of May, A.D. 2017

NAPLES BOARD OF SELECTPERSONS:

A True Copy: Attest

Judy Whynes
Naples Town Clerk


Robert Caron II, Chair

Dana Watson

Kevin Rogers

Richard Cebra

Christine Powers


Return

Pursuant to the within Warrant, I have notified and warned the Inhabitants of the Town of Naples, qualified to vote, of the time and place of said Town Meeting, by posting an attested copy of the warrant at the following locations:

Naples Municipal Building (Town Office)
Naples Post Office
Naples Public Library

All being conspicuous public places within the Town of Naples.

Dated at Naples, Maine this 19th day of May, 2017.



Ephrem Paraschak
A Resident of the Town of Naples

ACCOUNT	5/22/2017	PROPOSED FY18			FY2016 ACTUAL	FY 17 YTD As of 5-22-2017
	FY 2017 Budget	Administration Proposed FY 2018 Budget	Increase/(Decrease) (Decrease)	Increase/(Decrease) Percent		
Salaries	\$313,000.00	\$322,400.00	\$9,400.00	3.00%	\$307,277.38	\$272,500.96
FICA/Medicare	\$23,944.50	\$24,663.60	\$719.10	3.00%	\$23,357.18	\$20,494.18
Health	\$67,000.00	\$44,513.00	(\$22,487.00)	-33.56%	\$43,703.78	\$45,053.24
Dental/Life	\$8,715.00	\$11,042.00	\$2,327.00	26.70%	\$10,069.47	\$9,560.69
Unemployment	\$3,200.00	\$1,850.00	(\$1,350.00)	-42.19%	\$0.00	\$18.04
Workers Compensation	\$2,100.00	\$2,100.00	\$0.00	0.00%	\$1,423.79	\$1,232.40
Retirement	\$8,000.00	\$7,900.00	(\$100.00)	-1.25%	\$7,274.96	\$5,357.53
Computer Service/Contracts	\$15,000.00	\$17,600.00	\$2,600.00	17.33%	\$16,201.28	\$15,859.36
Computer Upgrades	\$3,500.00	\$3,500.00	\$0.00	0.00%	\$3,002.48	\$3,200.91
Advertising	\$3,700.00	\$3,700.00	\$0.00	0.00%	\$3,543.84	\$2,025.58
Auditor	\$8,500.00	\$8,500.00	\$0.00	0.00%	\$18,475.00	\$6,900.00
Seminars/Training	\$1,800.00	\$2,000.00	\$200.00	11.11%	\$1,334.97	\$530.41
Telephone	\$6,600.00	\$7,000.00	\$400.00	6.06%	\$6,887.16	\$5,643.54
Legal Expenses	\$34,000.00	\$34,000.00	\$0.00	0.00%	\$34,163.05	\$17,656.24
Consumable Supplies	\$10,000.00	\$9,500.00	(\$500.00)	-5.00%	\$7,535.49	\$8,082.42
Town Meetings/Elections	\$1,600.00	\$3,200.00	\$1,600.00	100.00%	\$3,000.06	\$685.00
Non Consumable Supplies	\$1,600.00	\$1,200.00	(\$400.00)	-25.00%	\$0.00	\$1,105.14
Equipment Maintenance	\$2,600.00	\$1,200.00	(\$1,400.00)	-53.85%	\$975.00	\$1,949.98
Equipment Rental	\$4,950.00	\$7,000.00	\$2,050.00	41.41%	\$8,633.46	\$5,234.79
Bank Fees	\$350.00	\$150.00	(\$200.00)	-57.14%	-\$40.00	\$0.00
Electricity	\$7,000.00	\$6,800.00	(\$200.00)	-2.86%	\$5,014.17	\$5,980.56
Propane	\$6,400.00	\$8,000.00	\$1,600.00	25.00%	\$5,261.34	\$7,580.75
Membership/Dues	\$9,600.00	\$9,300.00	(\$300.00)	-3.13%	\$8,799.13	\$9,093.50
Condolences	\$250.00	\$250.00	\$0.00	0.00%	\$55.87	\$0.00
Publications	\$1,500.00	\$100.00	(\$1,400.00)	-93.33%	\$20.00	\$0.00
Mileage Reimbursement	\$800.00	\$800.00	\$0.00	0.00%	\$877.30	\$407.11
Insurance	\$24,000.00	\$20,100.00	(\$3,900.00)	-16.25%	\$28,152.52	\$20,431.75
Postage	\$14,000.00	\$14,000.00	\$0.00	0.00%	\$11,826.21	\$11,085.75
Printing	\$7,500.00	\$13,000.00	\$5,500.00	73.33%	\$11,507.57	\$8,529.47
Registry-Records/Discharges	\$13,000.00	\$13,000.00	\$0.00	0.00%	\$10,669.50	\$11,417.18

Cleaning Contract	\$5,000.00	\$7,500.00	\$2,500.00	100.00%	\$3,030.00	\$5,240.00
Employee Appreciation	\$500.00	\$500.00	\$0.00	100.00%	\$538.60	\$381.05
TOTALS	\$609,709.50	\$606,368.60	(\$3,340.90)	-0.55%		\$497,616.48

ACCOUNT	FY 2017 Budget	Assessing Proposed FY 2018 Budget	Increase (Decrease)	Increase/(Decrease) Percent	FY2016 ACTUAL	FY 17 YTD As of 5-22-2017
Assessing & Mapping	\$36,450.00	\$36,450.00	\$0.00	0.00%	\$32,700.00	\$35,250.00
TOTALS	\$36,450.00	\$36,450.00	\$0.00	0.00%		\$35,250.00

ACCOUNT	FY 2017 Budget	General Assistance Proposed FY 2018 Budget	Increase (Decrease)	Increase/(Decrease) Percent	FY2016 ACTUAL	FY 17 YTD As of 5-22-2017
General Assistance	\$11,000.00	\$13,000.00	\$2,000.00	18.18%	\$9,757.29	\$9,665.03
TOTALS	\$11,000.00	\$13,000.00	\$2,000.00	18.18%		\$9,665.03

ACCOUNT	FY 2017 Budget	Animal Control Proposed FY 2018 Budget	Increase (Decrease)	Increase/(Decrease) Percent	FY2016 ACTUAL	FY 17 YTD As of 5-22-2017
Salaries	\$7,000.00	\$12,000.00	\$5,000.00	71.43%	\$8,835.69	\$9,808.19
FICA/Medicare	\$535.50	\$918.00	\$382.50	71.43%	\$659.05	\$750.32
Unemployment	\$250.00	\$250.00	\$0.00	0.00%	\$0.00	\$2.01
Workers Compensation	\$150.00	\$320.00	\$170.00	113.33%	\$285.28	\$118.19
Telephone	\$650.00	\$650.00	\$0.00	0.00%	\$0.00	\$0.00
Consumable Supplies	\$150.00	\$150.00	\$0.00	0.00%	\$0.00	\$0.00
Training	\$350.00	\$350.00	\$0.00	0.00%	\$0.00	\$0.00

Mileage	\$2,000.00	\$2,500.00	\$500.00	25.00%	\$2,327.27	\$2,143.23
Animal Shelter Fees	\$6,000.00	\$8,000.00	\$2,000.00	33.33%	\$7,744.00	\$527.16
TOTALS	\$17,085.50	\$25,138.00	\$8,052.50	47.13%		\$13,349.10

ACCOUNT	FY 2017 Budget	Marine Safety Proposed FY 2018 Budget	Increase (Decrease)	Increase/(Decrease) Percent	FY2016 ACTUAL	FY 17 YTD As of 5-22-2017
Salaries	\$4,500.00	\$5,500.00	\$1,000.00	22.22%	\$4,850.00	\$3,500.00
FICA/Medicare	\$345.00	\$420.75	\$75.75	21.96%	\$371.06	\$266.55
Unemployment	\$120.00	\$105.00	(\$15.00)	-12.50%	\$0.00	\$2.01
Workers Compensation	\$320.00	\$320.00	\$0.00	0.00%	\$285.28	\$183.19
Seminars/Training	\$620.00	\$620.00	\$0.00	0.00%	\$138.00	\$750.00
Equipment Maintenance	\$1,350.00	\$1,350.00	\$0.00	0.00%	\$1,029.03	\$0.00
Fuel Oil	\$1,000.00	\$1,000.00	\$0.00	0.00%	\$0.00	\$0.00
Uniforms	\$250.00	\$250.00	\$0.00	0.00%	\$82.94	\$0.00
Membership/Dues	\$100.00	\$450.00	\$350.00	350.00%	\$525.00	\$0.00
Insurance	\$550.00	\$500.00	(\$50.00)	-9.09%	\$483.67	\$550.00
TOTALS	\$9,155.00	\$10,515.75	\$1,360.75	14.86%		\$5,251.75

ACCOUNT	FY 2017 Budget	Recreation Proposed FY 2018 Budget	Increase (Decrease)	Increase/(Decrease) Percent	FY2016 ACTUAL	FY 17 YTD As of 5-22-2017
Salaries	\$24,641.91	\$25,381.00	\$739.09	3.00%	\$25,876.87	\$23,418.00
FICA/Medicare	\$1,885.11	\$1,941.65	\$56.54	3.00%	\$2,341.55	\$4,348.16
Unemployment	\$1,200.00	\$850.00	(\$350.00)	-29.17%	\$0.00	\$8.03
Workers Compensation	\$1,690.00	\$2,200.00	\$510.00	30.18%	\$2,048.27	\$965.61
Seminars/Training	\$550.00	\$550.00	\$0.00	0.00%	\$578.50	\$539.32
Telephone	\$1,550.00	\$1,550.00	\$0.00	0.00%	\$1,961.08	\$2,018.09
Certification/Recognition	\$1,450.00	\$1,450.00	\$0.00	0.00%	\$674.31	\$940.00
Equipment Purchases	\$1,500.00	\$1,500.00	\$0.00	0.00%	\$2,251.74	\$481.43
Mileage Reimbursement	\$200.00	\$200.00	\$0.00	0.00%	\$213.33	\$909.52

Rec Field & Playground Maint.	\$4,000.00	\$0.00	(\$4,000.00)	-100.00%	\$4,388.77	\$880.07
Property Insurance	\$3,200.00	\$3,000.00	(\$200.00)	-6.25%	\$1,400.00	\$3,200.00
Aerobics	\$2,000.00	\$4,500.00	\$2,500.00	125.00%	\$4,480.00	\$4,025.00
Basketball	\$2,100.00	\$2,100.00	\$0.00	0.00%	\$1,962.61	\$2,016.13
Football	\$1,300.00	\$1,300.00	\$0.00	0.00%	\$1,322.22	\$837.50
Halloween	\$800.00	\$800.00	\$0.00	0.00%	\$429.43	\$928.85
Senior Trips	\$9,000.00	\$9,000.00	\$0.00	0.00%	\$3,831.32	\$6,015.76
Soccer	\$2,400.00	\$2,000.00	(\$400.00)	-16.67%	\$1,488.43	\$985.95
Day Camp Salaries	\$31,000.00	\$31,000.00	\$0.00	0.00%	\$29,315.50	\$24,373.22
Day Camp FICA/Medicare	\$2,371.50	\$2,371.50	\$0.00	0.00%	\$2,242.63	\$1,864.55
Day Camp Program	\$16,000.00	\$16,000.00	\$0.00	0.00%	\$18,082.57	\$10,047.85
Summer Swimming Salaries	\$5,600.00	\$5,600.00	\$0.00	0.00%	\$716.00	\$3,758.25
Summer Swimming						
FICA/Medicare	\$428.40	\$428.40	\$0.00	0.00%	\$0.00	\$287.51
Summer Swimming Program	\$700.00	\$700.00	\$0.00	0.00%	\$350.00	\$200.00
Kents Landing Staffing	\$12,000.00	\$12,000.00	\$0.00	0.00%	\$11,653.00	\$8,615.00
Kents Landing FICA/Medicare	\$918.00	\$918.00	\$0.00	0.00%	N/A	\$0.00
Kents Landing Staff Supplies	\$200.00	\$200.00	\$0.00	0.00%	N/A	\$0.00
Movie Nights	\$1,600.00	\$1,600.00	\$0.00	100.00%	N/A	\$2,225.00
EXPENSE TOTALS	\$130,284.92	\$129,140.55	-\$1,144.37	-0.88%		\$103,888.80

ACCOUNT	FY 2017 Budget	Historical Society		Increase/(Decrease) Percent	FY2016 ACTUAL	FY 17 YTD As of 5-22-2017
		Proposed FY 2018 Budget	Increase (Decrease)			
Salaries	\$6,100.00	\$2,100.00	(\$4,000.00)	-65.57%	\$2,866.80	\$4,720.00
FICA	\$467.00	\$160.65	(\$306.35)	-65.60%	\$185.91	\$259.10
Workers Comp	\$100.00	\$100.00	\$0.00	0.00%	\$0.00	\$0.00
Unemployment	\$105.00	\$50.00	(\$55.00)	-52.38%	\$0.00	\$0.00
Telephone*	\$1,400.00	\$1,550.00	\$150.00	10.71%	\$2,054.41	\$1,865.66
Consumable Supplies	\$100.00	\$100.00	\$0.00	0.00%	\$10.87	\$0.00
Service Contracts	\$965.00	\$965.00	\$0.00	0.00%	\$1,524.25	\$3,028.12
Equipment Maintenance	\$500.00	\$500.00	\$0.00	0.00%	\$357.96	\$0.00
Electricity	\$950.00	\$950.00	\$0.00	0.00%	\$730.35	\$653.26

Fuel Oil	\$1,900.00	\$2,500.00	\$600.00	31.58%	\$1,175.75	\$1,236.89
Insurance	\$1,560.00	\$1,200.00	(\$360.00)	-23.08%	\$1,614.03	\$1,560.00
TOTALS	\$14,147.00	\$10,175.65	-\$3,971.35	-28.07%		\$13,323.03

ACCOUNT	FY 2017 Budget	Roads and Highways	Increase (Decrease)	Increase/(Decrease) Percent	FY2016 ACTUAL	FY 17 YTD As of 5-22-2017
		Proposed FY 2018 Budget				
Grading	\$2,800.00	\$2,800.00	\$0.00	0.00%	\$2,167.50	\$789.00
Causeway Striping	\$4,700.00	\$0.00	(\$4,700.00)	-100.00%	\$8,225.80	\$0.00
Street Sweeping	\$4,400.00	\$4,800.00	\$400.00	9.09%	\$8,910.00	\$0.00
General	\$30,000.00	\$30,000.00	\$0.00	0.00%	\$13,094.89	\$18,448.67
Crack Sealing	\$0.00	\$5,000.00	\$5,000.00	100.00%	\$0.00	N/A
Signs	\$2,800.00	\$3,500.00	\$700.00	25.00%	\$2,890.98	\$2,086.18
Ditching & Shoulders	\$35,000.00	\$35,000.00	\$0.00	0.00%	\$21,007.65	\$21,303.31
Roadside Mowing	\$8,000.00	\$4,000.00	(\$4,000.00)	-50.00%	\$200.00	\$4,064.67
Snow Removal & Sanding	\$260,000.00	\$268,000.00	\$8,000.00	3.08%	\$250,000.00	\$270,390.85
Salt & Sand	\$85,000.00	\$85,000.00	\$0.00	0.00%	\$53,887.00	\$75,023.65
TOTALS	\$432,700.00	\$438,100.00	\$5,400.00	1.25%		\$392,106.33

ACCOUNT	FY 2017 Budget	Fire	Increase (Decrease)	Increase/(Decrease) Percent	FY2016 ACTUAL	FY 17 YTD As of 5-22-2017
		Proposed FY 2018 Budget				
Salaries	\$67,000.00	\$64,500.00	(\$2,500.00)	-3.73%	\$52,043.51	\$48,226.94
FICA/Medicare	\$5,125.50	\$4,934.25	(\$191.25)	-3.73%	\$3,957.51	\$3,669.32
Unemployment	\$935.00	\$250.00	(\$685.00)	-73.26%	\$0.00	\$32.11
Workers Compensation	\$4,700.00	\$8,600.00	\$3,900.00	82.98%	\$6,378.94	\$3,280.96
Fire Prevention	\$2,500.00	\$2,500.00	\$0.00	0.00%	\$1,847.45	\$678.95
Seminars/Training	\$3,000.00	\$3,000.00	\$0.00	0.00%	\$1,555.26	\$730.21
Consumable Supplies	\$6,500.00	\$7,500.00	\$1,000.00	15.38%	\$6,758.05	\$7,672.87
Equipment Maintenance	\$3,000.00	\$3,000.00	\$0.00	0.00%	\$2,907.22	\$997.20

Appliance/Fittings	\$2,000.00	\$4,000.00	\$2,000.00	100.00%	\$4,572.78	\$1,606.54
Ladder Maint/Cert	\$3,000.00	\$2,800.00	(\$200.00)	-6.67%	\$1,696.95	\$0.00
Vehicle Maintenance	\$13,500.00	\$17,000.00	\$3,500.00	25.93%	\$18,298.02	\$14,107.92
Medical	\$1,800.00	\$2,400.00	\$600.00	33.33%	\$1,994.50	\$1,704.50
Gas/Diesel	\$10,000.00	\$8,500.00	(\$1,500.00)	-15.00%	\$5,251.60	\$4,973.10
Membership/Dues	\$1,800.00	\$2,100.00	\$300.00	16.67%	\$1,902.00	\$554.00
Annual Testing	\$6,500.00	\$6,700.00	\$200.00	3.08%	\$5,916.46	\$3,606.20
Equipment Purchases	\$6,000.00	\$8,000.00	\$2,000.00	33.33%	\$10,427.52	\$6,697.69
SCBA	\$3,500.00	\$4,200.00	\$700.00	20.00%	\$3,254.30	\$612.97
Turnout Gear	\$9,500.00	\$9,500.00	\$0.00	0.00%	\$998.41	\$8,790.83
Hose	\$2,500.00	\$3,000.00	\$500.00	20.00%	-\$7,212.37	\$0.00
Auto Insurance	\$4,500.00	\$4,200.00	(\$300.00)	-6.67%	\$4,267.37	\$4,500.00
Call Comp. Vehicle Insurance	\$495.00	\$495.00	\$0.00	0.00%	\$495.00	\$495.00
Property Insurance	\$9,400.00	\$5,800.00	(\$3,600.00)	-38.30%	\$9,826.15	\$9,400.00
Phones	\$5,800.00	\$6,400.00	\$600.00	10.34%	\$6,265.53	\$6,118.14
Electricity	\$10,800.00	\$9,500.00	(\$1,300.00)	-12.04%	\$8,250.53	\$6,617.18
Fuel Oil	\$11,000.00	\$11,000.00	\$0.00	0.00%	\$6,123.10	\$7,797.84
Building Maintenance	\$12,000.00	\$12,000.00	\$0.00	0.00%	\$15,164.44	\$10,222.66
Radio Repairs	\$6,000.00	\$6,000.00	\$0.00	0.00%	\$5,190.98	\$4,423.98
Radio Replacement	\$6,000.00	\$6,000.00	\$0.00	100.00%	N/A	\$1,792.19
Internet / Software	\$2,200.00	\$4,200.00	\$2,000.00	90.91%	\$4,121.70	\$438.90
Emergency Management	\$2,500.00	\$2,500.00	\$0.00	100.00%	N/A	\$1,924.27
TOTALS	\$223,555.50	\$230,579.25	\$7,023.75	3.14%		\$161,672.47

ACCOUNT	FY 2017 Budget	Rescue		Increase/(Decrease) Percent	FY2016 ACTUAL	FY 17 YTD As of 5-22-2017
		Proposed FY 2018 Budget	Increase (Decrease)			
Salaries	\$301,552.00	\$317,076.00	\$15,524.00	5.15%	\$289,487.97	\$262,374.69
FICA/Medicare	\$23,068.73	\$24,256.31	\$1,187.59	5.15%	\$21,977.88	\$20,309.99
Unemployment	\$7,000.00	\$1,800.00	(\$5,200.00)	-74.29%	\$0.00	\$138.46
Workers Compensation	\$15,000.00	\$30,000.00	\$15,000.00	100.00%	\$17,418.27	\$15,000.00
Retirement	\$2,618.78	\$2,618.78	\$0.00	0.00%	\$2,617.27	\$2,366.92
Seminars/Training	\$8,100.00	\$8,100.00	\$0.00	0.00%	\$7,324.35	\$5,178.64

Ambulance Maint.	\$7,000.00	\$6,000.00	(\$1,000.00)	-14.29%	N/A	\$3,809.78
Consumable Supplies	\$12,100.00	\$12,100.00	\$0.00	0.00%	\$11,833.96	\$11,354.07
Durable Goods	\$9,500.00	\$8,500.00	(\$1,000.00)	-10.53%	\$9,545.84	\$2,237.44
Oxygen	\$2,000.00	\$1,500.00	(\$500.00)	-25.00%	\$1,745.23	\$1,890.84
Membership/Dues	\$1,250.00	\$1,700.00	\$450.00	36.00%	\$1,526.26	\$866.00
Billing	\$16,000.00	\$16,000.00	\$0.00	0.00%	\$13,823.74	\$14,033.95
Auto Insurance	\$781.00	\$2,500.00	\$1,719.00	220.10%	\$710.88	\$781.00
Ambulance Insurance	\$1,800.00	\$3,768.00	\$1,968.00	109.33%	\$0.00	\$1,800.00
Property Insurance	\$1,637.00	\$2,500.00	\$863.00	52.72%	\$1,756.00	\$1,637.00
Medical Director	\$5,000.00	\$5,000.00	\$0.00	0.00%	\$5,000.00	\$2,500.00
Telephone	\$1,200.00	\$2,100.00	\$900.00	75.00%	\$1,471.55	\$809.98
Information Technology	\$4,000.00	\$4,000.00	\$0.00	0.00%	\$2,499.74	\$1,328.23
Intercepts	\$1,000.00	\$1,200.00	\$200.00	20.00%	\$707.76	\$571.94
Equipment Maint.	\$4,135.00	\$9,000.00	\$4,865.00	100.00%	\$11,947.31	\$2,872.35
Fire Station Pest Control	\$1,680.00	\$2,000.00	\$320.00	100.00%	N/A	\$1,680.00
Uniforms	\$0.00	\$2,000.00	\$2,000.00	100.00%	N/A	N/A

TOTALS	\$426,422.51	\$463,719.09	\$37,296.59	8.75%		\$353,541.28
---------------	---------------------	---------------------	--------------------	--------------	--	---------------------

ACCOUNT	FY 2017 Budget	Dispatch Proposed FY 2018 Budget	Increase (Decrease)	Increase/(Decrease) Percent	FY2016 ACTUAL	FY 17 YTD As of 5-22-2017
Contract	\$26,059.00	\$26,833.00	\$774.00	2.97%	\$25,284.00	\$0.00
TOTALS	\$26,059.00	\$26,833.00	\$774.00	2.97%		\$0.00

ACCOUNT	FY 2017 Budget	Unanticipated Expense Proposed FY 2018 Budget	Increase (Decrease)	Increase/(Decrease) Percent	FY2016 ACTUAL	FY 17 YTD As of 5-22-2017
Unanticipated Expenses	\$25,000.00	\$25,000.00	\$0.00	0.00%	\$12,027.99	\$2,100.00
TOTALS	\$25,000.00	\$25,000.00	\$0.00	0.00%		\$2,100.00

ACCOUNT	FY 2017 Budget	Town Maintenance Proposed FY 2018 Budget	Increase (Decrease)	Increase/(Decrease) Percent	FY2016 ACTUAL	FY 17 YTD As of 5-22-2017
Salaries	\$33,000.00	\$32,000.00	(\$1,000.00)	-3.03%	\$32,174.38	\$25,275.61
Overtime	\$500.00	\$1,000.00	\$500.00	100.00%	\$0.00	\$767.18
FICA/Medicare	\$2,562.75	\$2,524.50	(\$38.25)	-1.49%	\$2,302.53	\$1,939.91
Health	\$6,000.00	\$7,269.00	\$1,269.00	21.15%	\$2,900.97	\$3,398.50
Dental/Life*	\$1,644.00	\$1,312.00	(\$332.00)	-20.19%	\$0.00	\$493.12
Unemployment	\$600.00	\$250.00	(\$350.00)	-58.33%	\$0.00	\$0.00
Workers Compensation*	\$2,200.00	\$2,200.00	\$0.00	0.00%	\$0.00	\$1,200.00
Retirement	\$960.00	\$960.00	\$0.00	0.00%	\$0.00	\$0.00
Uniforms	\$550.00	\$400.00	(\$150.00)	-27.27%	\$204.76	\$368.57
Training	\$250.00	\$100.00	(\$150.00)	-60.00%	\$0.00	\$0.00
Consumable Supplies	\$400.00	\$400.00	\$0.00	0.00%	\$586.67	\$235.78
Grounds Maintenance	\$2,500.00	\$2,500.00	\$0.00	0.00%	\$3,244.56	\$2,329.38
Singer Community Center Maint	\$5,000.00	\$6,500.00	\$1,500.00	30.00%	\$5,169.08	\$3,712.87
Building Maintenance	\$12,000.00	\$12,000.00	\$0.00	0.00%	\$13,331.79	\$11,005.21
Portapotty	\$3,400.00	\$4,000.00	\$600.00	17.65%	\$3,673.00	\$2,737.66
Cemeteries	\$1,500.00	\$1,500.00	\$0.00	0.00%	\$647.42	\$4,400.00
Docks	\$1,500.00	\$1,500.00	\$0.00	0.00%	\$1,825.89	\$559.48
Causeway Cleaning	\$11,000.00	\$0.00	(\$11,000.00)	-100.00%	\$9,998.64	\$7,634.18
Mowing	\$26,000.00	\$27,000.00	\$1,000.00	3.85%	\$27,576.67	\$12,000.00
Roof Shoveling	\$500.00	\$600.00	\$100.00	20.00%	\$70.94	\$600.00

Street Lights	\$18,000.00	\$19,200.00	\$1,200.00	6.67%	\$18,981.36	\$16,516.28
Kents Landing	\$3,000.00	\$1,400.00	(\$1,600.00)	-53.33%	\$2,820.31	\$700.64
Insurance	\$3,500.00	\$3,350.00	(\$150.00)	-4.29%	\$5,637.37	\$0.00
Vehicle Maintenance	\$3,000.00	\$4,500.00	\$1,500.00	100.00%	\$2,279.51	\$2,953.15
Vehicle Fuel (Gas for Maint & Admin)	\$3,500.00	\$4,500.00	\$1,000.00	100.00%	\$1,728.92	\$2,696.95
Phone	\$650.00	\$650.00	\$0.00	100.00%	\$1,378.91	\$1,299.31
Internet	\$650.00	\$650.00	\$0.00	100.00%	N/A	\$0.00
Facility Heating Fuel	\$3,800.00	\$3,800.00	\$0.00	100.00%	\$2,865.89	\$964.60
Facility Electricity	\$2,500.00	\$2,200.00	(\$300.00)	100.00%	\$1,675.55	\$781.86
Equipment Maintenance	\$750.00	\$800.00	\$50.00	100.00%	\$768.73	\$349.37
Unanticipated	\$750.00	\$750.00	\$0.00	100.00%	\$374.08	\$472.48
Playground & Field Maint	\$0.00	\$4,000.00	\$4,000.00	100.00%	\$4,388.77	\$0.00

TOTALS	\$152,166.75	\$149,815.50	-\$2,351.25	-1.55%		\$105,392.09
---------------	---------------------	---------------------	--------------------	---------------	--	---------------------

ACCOUNT	FY 2017 Budget	Sanitation Proposed FY 2018 Budget	Increase (Decrease)	Increase/(Decrease) Percent	FY2016 ACTUAL	FY 17 YTD As of 5-22-2017
Bulky Waste	\$106,000.00	\$105,000.00	(\$1,000.00)	-0.94%	\$99,999.96	\$83,333.30
Transfer Station	\$91,280.00	\$95,630.00	\$4,350.00	4.77%	\$76,066.70	\$76,066.70
Tipping Fees	\$112,000.00	\$110,000.00	(\$2,000.00)	-1.79%	\$93,374.00	\$75,237.46
TOTALS	\$309,280.00	\$310,630.00	\$1,350.00	0.44%		\$234,637.46

ACCOUNT	General Obligation Debt Service			Increase/(Decrease) Percent	FY2016 ACTUAL	FY 17 YTD As of 5-22-2017
	FY 2017 Budget	Proposed FY 2018 Budget	Increase (Decrease)			
Debt Service	\$327,275.00	\$222,763.61	(\$104,511.39)	-31.93%	\$332,002.92	\$326,786.28
TOTALS	\$327,275.00	\$222,763.61	-\$104,511.39	-31.93%		\$326,786.28

ACCOUNT	TIF Funded Debt Service			Increase/(Decrease) Percent	FY2016 ACTUAL	FY 17 YTD As of 5-22-2017
	FY 2017 Budget	Proposed FY 2018 Budget	Increase (Decrease)			
Debt Service	\$141,678.00	\$88,562.00	(\$53,116.00)	-37.49%	\$170,815.00	\$132,561.88
TOTALS	\$141,678.00	\$88,562.00	-\$53,116.00	-37.49%		\$132,561.88

ACCOUNT	TIF Funded Projects - Services			Increase/(Decrease) Percent	FY2016 ACTUAL	FY 17 YTD As of 5-22-2017
	FY 2017 Budget	Proposed FY 2018 Budget	Increase (Decrease)			
4th of July (Parade, Fireworks, Event Coverage)	\$8,000.00	\$8,000.00	\$0.00	0.00%	\$4,327.00	\$5,849.09
Causeway Town Dock Additions	\$0.00	\$24,000.00	\$24,000.00	100.00%	N/A	N/A
Causeway Maintenance, Improvements & Striping	\$0.00	\$12,000.00	\$12,000.00	100.00%	N/A	N/A
Causeway Cleaning & Mowing Contract	\$0.00	\$12,000.00	\$12,000.00	100.00%	N/A	N/A
Info Center Attendant	\$0.00	\$4,400.00	\$4,400.00	100.00%	N/A	N/A
TOTALS	\$8,000.00	\$60,400.00	\$52,400.00	655.00%		\$5,849.09

	FY 2017	Capital and other Reserve Funds Proposed	Increase	Increase/(Decrease)	FY2016 ACTUAL RESERVE	FY 17 YTD
	Budget	FY 2018 Budget	(Decrease)	Percent		As of 5-22-2017
Fire Station Building Reserve	\$10,000.00	\$10,000.00	\$0.00	0.00%	\$29,870.36	\$39,870.36
Fire Pumper	\$50,000.00	\$50,000.00	\$0.00	0.00%	\$0.00	\$61,253.63
Rescue Equipment	\$3,000.00	\$10,000.00	\$7,000.00	233.33%	\$0.00	\$3,000.00
Town Office/Post Office General Repairs	\$10,000.00	\$10,000.00	\$0.00	0.00%	\$35,263.02	\$45,263.02
Ambulance Reserve	\$0.00	\$15,000.00	\$15,000.00	100.00%	\$78,799.06	\$4,466.00
Legal Reserve	\$10,000.00	\$0.00	(\$10,000.00)	-100.00%	\$37,334.14	\$47,334.14
Paving and Reconstruction Maintenance Dept. Vehicle Reserve	\$185,000.00	\$260,000.00	\$75,000.00	40.54%	\$748,296.42	\$679,092.52
Employee Healthcare Deductible Funding Reserve	\$0.00	\$8,000.00	\$8,000.00	100.00%	N/A	N/A
	\$0.00	\$30,000.00	\$30,000.00	100.00%	N/A	N/A
TOTAL CAPITAL & OTHER RESERVE FUNDS	\$268,000.00	\$393,000.00	\$125,000.00	46.64%		\$880,279.67

	FY 2017	Capital Projects / Purchases Proposed	Increase	Increase/(Decrease)	FY2016	FY 17 YTD
	Budget	FY 2018 Budget	(Decrease)	Percent	ACTUAL	As of 5-22-2017
Cemetery Improvements	\$0.00	\$4,000.00	\$4,000.00	100.00%	\$0.00	\$0.00
Rescue Refurb	\$10,000.00	\$0.00	(\$10,000.00)	-100.00%	N/A	\$9,640.80
FD Tank Truck Refurb	\$40,000.00	\$0.00	(\$40,000.00)	-100.00%	N/A	\$13,864.41
Ambulance	\$132,000.00	\$0.00	(\$132,000.00)	-100.00%	N/A	\$132,000.00
Ambulance On Spot Chains Maintenance Dept. Dump Trailer	\$3,000.00	\$0.00	(\$3,000.00)	-100.00%	N/A	\$0.00
	\$0.00	\$5,400.00	\$5,400.00	100.00%	N/A	N/A
Retrofitting Forestry 6	\$0.00	\$3,000.00	\$3,000.00	100.00%	N/A	N/A
Small Tractor with Brush Mower & Forks	\$0.00	\$25,000.00	\$25,000.00	100.00%	N/A	N/A

TOTAL CAPITAL IMPROVEMENT BUDGET	\$185,000.00	\$37,400.00	(\$147,600.00)	-79.78%		\$155,505.21
---	---------------------	--------------------	-----------------------	----------------	--	---------------------

ACCOUNT	FY 2017 Budget	Community Groups / Events	Increase (Decrease)	Increase/(Decrease) Percent	FY2016 ACTUAL	FY 17 YTD As of 5-22-2017
		Proposed FY 2018 Budget				
Library	\$74,000.00	\$74,000.00	\$0.00	0.00%	\$74,000.00	\$74,000.00
4th of July	\$8,000.00	\$8,000.00	\$0.00	0.00%	\$8,000.00	\$8,000.00
Band Concerts	\$2,300.00	\$2,300.00	\$0.00	0.00%	\$2,425.00	\$2,300.00
Crosswalk Community Outreach	\$1,500.00	\$1,500.00	\$0.00	0.00%	\$1,500.00	\$0.00
Lakes Environment Association	\$1,500.00	\$8,500.00	\$7,000.00	466.67%	\$1,500.00	\$1,500.00
Lake Region Television	\$16,500.00	\$33,000.00	\$16,500.00	100.00%	\$16,500.00	\$16,500.00
Milfoil Prevention Program	\$5,000.00	\$0.00	(\$5,000.00)	-100.00%	\$5,000.00	\$5,000.00
Muddy River Sno Seekers	\$2,500.00	\$2,500.00	\$0.00	0.00%	\$2,500.00	\$2,500.00
Naples Baseball/Softball	\$3,500.00	\$0.00	(\$3,500.00)	-100.00%	\$3,500.00	\$0.00
Save Sebago Cove	\$2,000.00	\$0.00	(\$2,000.00)	-100.00%	\$2,500.00	\$2,000.00
Senior Congregate Meal Site	\$3,500.00	\$3,700.00	\$200.00	5.71%	\$3,500.00	\$3,500.00
Edes Falls Sewing Circle	\$5,000.00	\$0.00	(\$5,000.00)	100.00%	N/A	\$5,000.00
TOTALS	\$125,300.00	\$133,500.00	\$8,200.00	6.54%		\$120,300.00

	FY 2017 Budget	Outside Agencies	Increase (Decrease)	Increase/(Decrease) Percent	FY2016 ACTUAL	FY 17 YTD As of 5-22-2017
		Proposed FY 2018 Budget				
American Red Cross	\$750.00	\$850.00	\$100.00	13.33%	\$750.00	\$0.00
Home Health Visiting Nurses	\$4,100.00	\$0.00	(\$4,100.00)	-100.00%	\$4,100.00	\$0.00
Family Crisis Center	\$300.00	\$300.00	\$0.00	0.00%	\$300.00	\$0.00
Greater Bridgton Lakes Region	\$500.00	\$1,000.00	\$500.00	100.00%	\$500.00	\$500.00

VNA Home Health and Hospice	\$500.00	\$500.00	\$0.00	0.00%	\$500.00	\$500.00
Opportunity Alliance	\$5,000.00	\$5,000.00	\$0.00	0.00%	\$5,000.00	\$5,000.00
Regional Transportation Program	\$1,200.00	\$1,500.00	\$300.00	25.00%	\$1,200.00	\$1,200.00
Senior Transportation Program	\$300.00	\$0.00	(\$300.00)	-100.00%	\$300.00	\$300.00
Southern Maine Agency on Aging	\$1,500.00	\$1,600.00	\$100.00	6.67%	\$1,500.00	\$1,500.00
Southern Maine Parent Awareness	\$150.00	\$0.00	(\$150.00)	-100.00%	\$150.00	\$0.00
Tri-County Mental Health	\$3,000.00	\$3,000.00	\$0.00	0.00%	\$3,000.00	\$0.00
Western Maine Veterans Home	\$180.00	\$0.00	(\$180.00)	-100.00%	\$180.00	\$0.00
Regional Bus Service	\$9,656.00	\$9,656.00	\$0.00	100.00%	N/A	\$7,242.00
MPBN	\$100.00	\$0.00	(\$100.00)	-100.00%	\$100.00	\$0.00
Lifeflight Foundation	\$0.00	\$968.00	\$968.00	100.00%	N/A	\$0.00

TOTAL OUTSIDE AGENCIES BUDGET	\$27,236.00	\$24,374.00	-\$3,830.00	-10.51%		\$16,242.00
--------------------------------------	--------------------	--------------------	--------------------	----------------	--	--------------------

Total Municipal Committed in Taxes	\$3,183,826.67	\$3,186,103.00	\$2,276.33	0.07%		
---	-----------------------	-----------------------	-------------------	--------------	--	--

Appropriated from Unassigned Fund	\$172,000.00	\$100,400.00	(\$71,600.00)	-41.63%		
--	---------------------	---------------------	----------------------	----------------	--	--

Total Municipal Budget	\$3,355,826.67	\$3,286,503.00	(\$69,323.67)	-2.07%		
-------------------------------	-----------------------	-----------------------	----------------------	---------------	--	--

Total Municipal Budget Including TIF	\$3,505,504.67	\$3,435,465.00	(\$70,039.67)	-2.00%		
---	-----------------------	-----------------------	----------------------	---------------	--	--

FY 2017-2018 Revenue Estimates						
					Increase/(Decrease)	Increase
Account	ACTUAL FY2016	Budget FY2017	YTD 2-2-17 FY2017	Proposed FY2018		(Decrease) Percent
Auto Excise Taxes	\$748,676.67	\$675,000.00	\$571,122.63	\$700,000.00	\$25,000.00	3.70%
Boat Excise Taxes	\$41,794.42	\$39,000.00	\$7,587.70	\$39,000.00	\$0.00	0.00%
Clerk Fees	\$29,000.02	\$26,000.00	\$20,343.10	\$27,000.00	\$1,000.00	3.85%
Code Enforcement Office Fees	\$37,606.71	\$38,000.00	\$35,144.42	\$38,000.00	\$0.00	0.00%
Impound Fees	\$350.00	\$300.00	\$100.00	\$300.00	\$0.00	0.00%
Planning Board	\$4,204.32	\$3,200.00	\$4,199.00	\$3,800.00	\$600.00	18.75%
Appeals Board	\$395.46	\$800.00	\$114.00	\$500.00	(\$300.00)	-37.50%
Room Rent	\$5,150.00	\$4,800.00	\$3,775.00	\$4,800.00	\$0.00	0.00%
Post Office Rent	\$20,604.87	\$22,500.00	\$16,858.53	\$22,500.00	\$0.00	0.00%
Lien Charges & Fees	\$18,986.84	\$19,300.00	\$15,468.29	\$19,300.00	\$0.00	0.00%
Interest on Taxes	\$64,532.68	\$54,000.00	\$66,917.85	\$60,000.00	\$6,000.00	11.11%
Recreation Fees	\$63,722.30	\$63,000.00	\$29,735.08	\$58,000.00	(\$5,000.00)	-7.94%
Mooring Fees	\$5,470.00	\$5,400.00	\$1,530.00	\$5,400.00	\$0.00	0.00%
Naples Rescue	\$147,283.98	\$140,000.00	\$103,617.97	\$135,000.00	(\$5,000.00)	-3.57%
Cable Franchise Fees	\$60,114.62	\$55,000.00	\$28,837.57	\$55,000.00	\$0.00	0.00%
State Revenue Sharing	\$153,226.60	\$144,245.00	\$100,919.62	\$144,245.00	\$0.00	0.00%
Dept of Transportation Local Roads	\$43,184.00	\$45,000.00	\$42,984.00	\$45,000.00	\$0.00	0.00%
Veterans	\$3,465.00	\$3,400.00	\$3,411.00	\$3,400.00	\$0.00	0.00%
Snowmobile	\$0.00	\$2,600.00	\$1,072.44	\$2,600.00	\$0.00	0.00%
Tree Growth Penalty	\$42,302.95	\$40,000.00	\$38,378.55	\$35,000.00	(\$5,000.00)	-12.50%
State Park's Fee Sharing	\$2,648.30	\$2,300.00	\$3,459.55	\$2,300.00	\$0.00	0.00%
Investment Income	\$1,297.72	\$2,000.00	\$2,480.40	\$2,000.00	\$0.00	0.00%
Fireworks Donations	\$2,775.00	\$5,000.00	\$2,500.00	\$3,000.00	(\$2,000.00)	-40.00%
Miscellaneous	\$0.00	\$14,000.00	\$38,228.00	\$14,000.00	\$0.00	0.00%
TS and Bulky Waste Div.	\$0.00	\$35,000.00	\$0.00	\$20,000.00	(\$15,000.00)	-42.86%
Transfer from Undesignated Funds	\$190,000.00	\$190,000.00	\$190,000.00	\$250,000.00	\$60,000.00	31.58%
Transfer from TIF for FW	\$5,000.00	\$8,000.00	\$8,000.00	\$8,000.00	\$0.00	0.00%
	\$1,691,792.46	\$1,637,845.00	\$1,336,784.70	\$1,698,145.00	\$60,300.00	3.68%
Revised 4-17-2017						