

The Space Congress® Proceedings

1988 (25th) Heritage - Dedication - Vision

Apr 1st, 8:00 AM

ORION: A Small, Full Capability, General Purpose, Low Earth Orbit Satellite Bus

A. E. Fuhs

Naval Postgraduate School Space Systems Academic Group Monterey, California

M. R. Mosier

Naval Postgraduate School Space Systems Academic Group Monterey, California

S. Michael

Naval Postgraduate School Space Systems Academic Group Monterey, California

Follow this and additional works at: <https://commons.erau.edu/space-congress-proceedings>

Scholarly Commons Citation

Fuhs, A. E.; Mosier, M. R.; and Michael, S., "ORION: A Small, Full Capability, General Purpose, Low Earth Orbit Satellite Bus" (1988). *The Space Congress® Proceedings*. 2.

<https://commons.erau.edu/space-congress-proceedings/proceedings-1988-25th/session-11/2>

This Event is brought to you for free and open access by the Conferences at Scholarly Commons. It has been accepted for inclusion in The Space Congress® Proceedings by an authorized administrator of Scholarly Commons. For more information, please contact commons@erau.edu.

ORION: A Small, Full Capability, General Purpose,
Low Earth Orbit Satellite Bus

A. E. Fuhs*

M. R. Mosier**
S. Michael***

Naval Postgraduate School
Space Systems Academic Group
Monterey, California

ABSTRACT

A low cost general purpose satellite bus has been designed to support a wide variety of small scientific and commercial payloads. The design provides a number of launch options, including the new NASA extended Get-Away-Special (GAS) canister and several small expendable launch vehicles. The satellite is 48 cm. (19 in.) in diameter, 89 cm. (35 in.) high and weighs approximately 123 kg. (270 lbs.). The satellite bus provides telemetry, attitude control, orbital boost/station keeping, electrical power, microprocessor and data storage for up to 23 kg. (50 lbs.) of user payload. The satellite has a hydrazine propulsion system, with up to 123 m/s (2600 ft/s) delta-V capability. On-board propulsion reduces launcher orbital insertion accuracy requirements and allows the satellite to independently achieve 1480 km. (800 nm.) circular or 4070 km. (2200 nm.) elliptic orbits from an initial orbit of 250 km. (135 nm.).

* Chief Scientist, Orbital Sciences Corporation; Distinguished Professor (Emeritus); formerly Chairman, Space Systems Academic Group; Immediate Past President and Fellow, AIAA.

** Staff Engineer, Space Systems Academic Group.

*** Assistant Professor, Electrical & Computer Engineering Department, Naval Postgraduate School.

The design stresses simplicity and utilization of previously proven components. Manufacturing costs are reduced by using high quality commercial components, good design practices and simplified test procedures. Total cost for the satellite is projected to be approximately \$1.5 million.

BACKGROUND

The mission of the Naval Postgraduate School, Space Systems Academic Group is to educate and prepare military officers to assume positions of responsibility in the specification, design and operation of military space assets. Flight experiments are considered an essential part of the educational program. The complexity and thoroughness of design required in a satellite development program offers an excellent opportunity to reinforce and expand upon students academic education. Exposure to the many interrelated and complex aspects of space missions, through constructive hands on projects such as ORION, broaden the students education and provide insight in many ways that traditional academic approaches can not. This perspective makes the students better military officers and better prepares them for future space related assignments.

INTRODUCTION

This nation's space program is caught in an upward cost spiral. Spacecraft have historically been designed for each application. The design and

optimization of satellites for specific missions, while achieving an optimum design, does not allow the economies of scale available in a continuous production environment to be realized. Limited budgets, high costs and long development times result in limited flight opportunities. Limited flight opportunities and long development times foster a "reliability at any cost" approach which further serves to increase program costs. As a result, satellites have become more and more complex, larger and heavier. The requirement to launch larger and heavier satellites, combined with the apparent economies of scale in launch vehicle costs, based on a myopic dollars per pound on orbit criteria, has resulted in an emphasis on the development of ever larger and more complex launch vehicles. Small innovative payloads and experiments, which historically have been the source of many major scientific discoveries (such as the satellite that led to the discovery of the Van Allen belt), have gotten lost in the dust of this cost spiral.

The ORION concept is an outgrowth of a belief that the spiraling costs and focus on "traditional" custom spacecraft development has placed access to space beyond the reach of most small users and experimenters. A broad approach is needed, which includes low cost satellites and low cost launch alternatives. A means is needed to provide economical access for small innovative payloads on a quick reaction basis. The choices available to experimenters and other low budget users have typically been limited to flying as a secondary payload on larger satellites or taking advantage of the shuttle Get-Away-Special (GAS) program. Flight opportunities as a secondary payload on larger satellites are limited and provide the user with little or no orbit and attitude flexibility. The shuttle Get-Away-Special program has provided a means of economical access to space, but flight opportunities are limited. Development and availability

of low-cost generic spacecraft and low cost launch vehicles is essential if the realm of low earth orbit is to be opened to a wider audience of space users. Considerable interest has been generated in small low cost satellites (Lightsats) by a current DARPA program to develop low cost space systems. (Ref. 1) This program offers significant opportunities for commercial and civilian applications. (Ref. 2) Low cost satellites provide new opportunities for space-based research, advancement of space technology, communications, and commercial activities which are presently available only to a select group of government and industrial firms. (Ref. 3)

DESIGN CONCEPT

Interest in small, low cost satellites has increased as a result of the Space Shuttle GAS program and the approval by NASA to deploy "free-flyers" from GAS canisters. (Ref. 4) The ejection concept has been demonstrated by the successful launch of NUSAT in 1984 and GLOMR in 1985. (Ref. 5) Both satellites used the standard NASA GAS canister and a launch mechanism designed to fit inside the canister. While proving the viability of launching small satellites from GAS canisters, the available satellite volume using the original configuration was too small to allow the satellites to have propulsion or attitude control capability. Recently the USAF has funded the development of an extended GAS canister with an improved launch mechanism in the base. Figure 1 compares the available satellite volume of the new design with the canister and launch mechanism used for NUSAT and GLOMR. The use of the USAF extended GAS canister provides sufficient volume to allow the development of a small satellite with propulsion and attitude control capability. (Ref. 6)

While satellite launch using the space shuttle provides an economical means of access to space the number of launch opportunities that will be available using GAS canisters on the redesigned Space shuttle is in doubt.

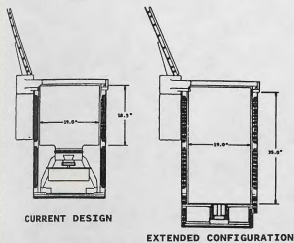


Figure 1
Volume Comparison of GAS
Canister Configurations

The DARPA Lightsat program recognizes the need for lower cost launch alternatives and includes an emphasis on the development of lightweight lower cost launch alternatives. (Ref. 1)

DESIGN OBJECTIVES

The Naval Postgraduate School general purpose mini-satellite, ORION, was designed with four basic objectives: (Ref. 7)

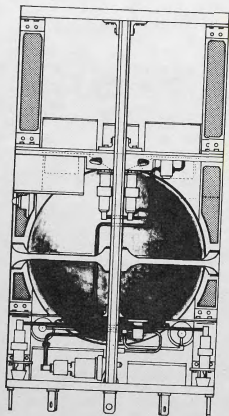
1. Support a payload weight and volume of at least 23 kg. (50 lbs.) and 0.06 cu meters (2 cu. ft.).
2. Provide maximum launch option flexibility.
3. Provide full satellite support capability such as attitude control, propulsion, continuous electrical power, computer and data storage, and telemetry.
4. Minimize manufacturing costs.

The first objective is based on surveys conducted by Aerospace Corporation (Ref. 8) and discussions with potential users during 1984-1986. The concept of providing a general purpose vehicle with specified capabilities might require the user to modify experiment design but flexibility is significantly better than that available as a secondary payload or Shuttle cargo bay experiment. In some cases, the satellite might provide capabilities in excess of that required for a particular mission, however, economies of scale should reduce total cost below that required to design and produce a lesser capability custom satellite.

Minimizing launch costs and maximizing launch opportunities means that the design must be compatible with as many launch alternatives as possible. To this end, the Shuttle extended GAS canister was selected as a configuration baseline for the ORION. Figure 2 presents a cross sectional view of the ORION satellite. This configuration is also compatible with a wide variety of existing and proposed small launch vehicles.

To support a wide variety of potential users the satellite must provide all typical satellite support functions. These functions include orbital boost/station keeping, attitude control, electrical power, computer and data storage, and telemetry. With these services provided by the satellite bus, the experimenter is free to focus attention and resources on experiment design.

The satellite must be simple and economical to manufacture. By using currently available components and creative design approaches a cost goal for satellite components of \$1.5 million should be achievable. The design also focuses on simple manufacturing techniques so that potential users can fabricate the satellite with minimum requirements for tooling and manufacturing equipment.



PAYLOAD
MODULE

ELECTRONICS
MODULE
& SENSORS

BATTERY

SPIN
CONTROL
THRUSTER

PROPELLANT
TANK

VALVES
& CONTROLS

PRESSURANT

PRECESSION
THRUSTERS

PRIMARY
THRUSTER

Table 2 provides a summary of the
ORION satellite capabilities.

Table 2
SUMMARY OF ORION SPECIFICATIONS

VEHICLE

- 19 inch diameter; 35 inches tall; 5.7 cubic feet total volume
- Total weight of 270 pounds.

PAYLOAD

- 1.5 to 2.5 cubic feet
- 50 to 100 pounds

PROPULSION

- Monopropellant hydrazine
- Total impulse of 15,720 lbf-sec; 2625 ft/sec delta-v
- Circular orbits to 800 nm. (From 135 nm)
- Elliptical orbits to 2200 nm. apogee

ELECTRICAL POWER

- Silicon solar cells attached to cylindrical surface
- 50 watts total power; 15 watts continuous power to payload
- Common power supply with regulated voltage bus
- Redundant Ni-Cad batteries; 150 Watt-hour capacity

TELEMETRY

- Several telemetry options
 - SGLS; UHF; S-Band
- Two antennas provide omnidirectional coverage

MICROPROCESSOR AND DATA STORAGE

- General purpose 16 bit microprocessor
- Non-volatile bubble memory data recorder
- Up to 12 megabytes using NPS design
- Data rates up to 2.0 Mega-bits per second

Figure 2
ORION Internal Layout

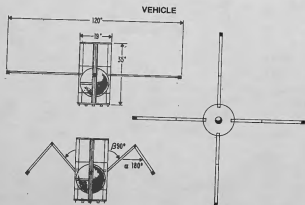


Figure 3
ORION Structural Design




Figure 4
ORION Mock-Up Internal Details

DESIGN FEATURES

Structural Design

The satellite is cylindrical, measuring 48 cm. (19 in.) in diameter and 89 cm. (35 in.) in length. The structural design of ORION stresses simplicity and ease of manufacture. It is anticipated that most of the structural elements will be made of aluminum with the use of composites for critical elements. The basic structure is shown in Figures 3, 4 and 5. The design consists of four longerons and several circular equipment mounting plates. Structural rigidity is increased by the external skin quarter panels which are also used to hold the silicon solar cells. Launch loads are transmitted to the vehicle via the eight retaining lugs on the adapter ring attached to the




Figure 5
ORION Mock-Up Internal Details

satellite base. Satellite components are mounted to the circular mounting plates which may be moved axially to change the volumes available for the various components and to insure proper location of the center of gravity.

Propulsion and Attitude Control

Propulsion permits changes in orbit and reduces launch vehicle orbital insertion accuracy requirements. Figure 6 shows the operating envelope of the ORION satellite bus, assuming orbital insertion at 135 nm. The ability to change orbital parameters and control the satellite's attitude are critical elements in the ORION design. This capability gives the user the option of placing the payload in the optimum orbit and maintaining the optimum orientation for a

particular mission. The hydrazine tank contains sufficient hydrazine to allow the satellite to achieve circular orbits of up to 1400 km. (800 nm.) and elliptical orbits with an apogee of up to 4070 km. (2200 nm.) starting from an initial nominal orbit of 250 km. (135 nm.).

The satellite is spin stabilized using hydrazine thrusters. Stability about the cylindrical axis is provided by simple folding booms, with friction extension dampers. Innovative control techniques are being investigated for three-axis dual-spin configuration. Boom radius of 80 inches can be easily achieved by simple three section folding booms and provides a ratio of spin to transverse moment of inertia of 1.18. The three-axis configuration should provide pointing accuracies to better than +/- 1.0 degrees.

watts of continuous electrical power is provided to the payload. Ni-Cad batteries are used to support continuous operation.

Computer and Data Storage

ORION is designed with a focus on autonomous operation, including experiment control, attitude determination and control and all housekeeping functions. On-board data storage is also provided. The Naval Postgraduate School has developed a non-volatile magnetic bubble memory data recorder for this purpose. The currently planned data recorder provides 12 mega-bytes of storage capability with peak data rates of over 2 mega-bits per second. (Ref. 9)

Telemetry

Telemetry requirements are strongly influenced by mission specific considerations. VHF, UHF and S-band telemetry may be used depending on mission requirements.

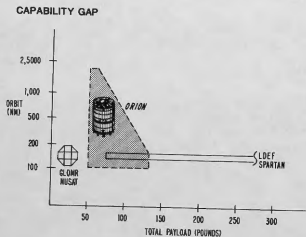


Figure 6
ORION Operating Envelope

ORION APPLICATIONS

Applications for the ORION mini-satellite include a wide range of space science missions. One mission uses ORION's propulsion capability to place the satellite in a highly elliptical orbit into the lower Van Allen belt. The satellite has been proposed to support the Tethered Satellite Experiment (TSS-1) and provides a means of measuring near field interactions between a long tether and the surrounding fields. Two ORION type satellites, flying in formation, could be used to develop a worldwide geopotential model accurate to 10 cm. (Ref. 10) An ORION, could be instrumented as an all-sky heliospheric Imager (ASHI). By recording the brightness of scattered light from electrons in the interplanetary medium, the imager could observe disturbances anywhere within one astronomical unit. (Ref. 11)

Electrical Power

Spacecraft power is provided by silicon solar cells mounted to the exterior surfaces of the skin quarter panels. This configuration provided 50 watts of power when the satellite is oriented normal to the sun at the beginning of life. Up to fifteen (15)

CONCLUSIONS

The ORION concept has attained a level of design maturity that confirms that the vehicle can be built for component costs of less than \$1.5 million. The project has achieved its primary purpose at the Naval Postgraduate School in stimulating creative thinking on the parts of the students and faculty relative to low cost satellite alternatives.

REFERENCES

1. DARPA/AIAA Meeting on Lightweight Satellite Systems. August 4-6, 1987, Monterey, CA.
2. Allen E. Fuhs and John Sanders. "Lightsats . . . Moving from Fringes to the Mainstream, Aerospace America, October 1987.
3. Richard G. O'Lone. "U.S. Planning New Emphasis on Lightweight Satellite Systems", Aviation Week and Space Technology, August 10, 1987, pages 22-23.
4. A. W. Boyd and A. E. Fuhs. General Purpose Satellites: A Concept for Affordable Low Earth Orbit Vehicles, AIAA 87-0584, 1987.
5. Tina D. Thompson, Editor, TRW Space Log, 1984-1985, Volume 21, pages 22 and 30.
6. A. W. Boyd. Design Considerations for the ORION Satellite: Structure, Propulsion, and Attitude Control Subsystems for a Small General Purpose Satellite. MSEE Thesis, Naval Postgraduate School, Monterey, CA, September 1987.
7. A. E. Fuhs, A. W. Boyd, and M. R. Mosier. ORION: A General Purpose, Low-Cost Lightsat. Proceedings of DARPA/AIAA Meeting on Lightweight Satellite Systems, Published by AIAA, 1987.
8. Aerospace Corporation. Experiment Planning Directorate, Conceptual Design Study for the Space Test Program Standard Satellite. May 30, 1975.
9. A. W. Boyd, et.al. "Autonomous Measurement of Space Shuttle Payload Bay Acoustics During Launch." Naval Research Reviews, One, 1987, Volume XXXIX, Pages 9-17.
10. V. L. Pisacane, S. M. Yionoulis, A. Eisner, and H. D. Black. SAGE - A Two Satellite Experiment for Improving the Gravity Model, Presented at the American Geophysical Union Meeting, Fall 1984.
11. John Hopkins University, Applied Physics Laboratory. All-Sky Heliospheric Imager (ASHI) Interface Control Document. JHU/APL, SDO 8416, April 1987.