

2017

City of Eastport Annual Report 2017

Eastport, Me.

Follow this and additional works at: <https://digitalcommons.library.umaine.edu/towndocs>

Repository Citation

Eastport, Me., "City of Eastport Annual Report 2017" (2017). *Maine Town Documents*. 6819.
<https://digitalcommons.library.umaine.edu/towndocs/6819>

This Report is brought to you for free and open access by DigitalCommons@UMaine. It has been accepted for inclusion in Maine Town Documents by an authorized administrator of DigitalCommons@UMaine. For more information, please contact um.library.technical.services@maine.edu.

CITY OF EASTPORT



**ANNUAL REPORT
FISCAL YEAR 2017
DESK COPY**

TABLE OF CONTENTS

City Officials and Employees	1
Council President's Report	3
City Manager's Report	4
City Clerk's Report	5
Unpaid Property Taxes	7
Unpaid Sewer Fees	15
Assessor's Report	17
Code Enforcement / Plumbing	18
Police Chief's Report	19
WWTP Superintendent's Report	20
Fire Department Chief's Report	22
Public Works Director's Report	22
Airport Manager's Report	23
Treasurer's Report	24

CITY OFFICIALS and EMPLOYEES

CITY COUNCIL

TERM

Gilbert Murphy – President
Mary Repole – Vice President
Hailley Bradbury
Scott Emery
Shannon Emery

2016-2018
2015-2017
2016-2017
2017-2019
2017- 2018

City Manager
City Clerk
Treasurer
Wastewater Supt.
Sewer Clerk
Assessor/ CEO

Elaine Abbott
Ella Kowal
Traci Claroni
Jeff Sullivan
Leita O'Brien
Robert Scott

Police Chief
Officers

Mark Emery
Caela Fenderson, Dave Chapais

Fire Chief
Asst. Chief
Cpt.
1st Lt.
2nd Lt.
Firefighters

Richard Clark
Tom Critchley
Earl Small
Charlie Leppin
Jeff Sullivan
Matt Bakis, Chris Bartlett, Bill Buehner,
Richard Camick, Brooke Clark, Mark
Cook, Mark Emery, Tom Fredette, Lee
Harris, Matt Harris, Howard Johnson,
Howard Johnson II, Jay Pearson, Cody
Preston, Kristopher Sullivan, Tammy
Hoche.

Director of Public Works
Public Works staff

Howard Johnson
Tabetha Young, Marc Young, Kris
Sullivan

SCHOOL BOARD

TERM

Richard Clark – Chair
Will Bradbury
Jon Calame
Meg McGarvey
Elizabeth Hastings-Renner
Mary Repole

2019
2017
2018
2019
2017
Council Liaison

Planning Board

**Steven Collins – Chair
Michael Morse
Bob O’Hayer**

Historical Review Board

**Edward French – Chair
Tom Ries
Catherine Lee.
Wayne Wilcox
Jean Schild**

Zoning Board of Appeals

**Steven Cannon – Chair
Greg Noyes
Merilyn Mills
Matt LaCasse.**

Harbor Advisory Committee

**Greg Biss
Lee Harris
George(Butch) Harris
Christopher Bartlett
Angus McPhail
Jeff Starling.**

Budget Committee

**Alex Smeaton – Chair
Steve Glatfelter – Vice Chair
Kendall Ziegler - Secretary
Jack Reece
Dean Pike
Sue Lara – Alternate
Bob O’Hayer - Alternate**

City Council

President's Report

Fiscal Year 2017 brought new Councilors, Hailley Bradbury and Shannon Emery. We updated City equipment, began improvements to the wastewater treatment plant, and worked on many infrastructure projects, and completed a city-wide property revaluation.

In Fiscal Year 2018 we look forward to continued infrastructure improvements. The City has made use of the former Gilford mill building by utilizing the space for winter vehicle storage as well as for small businesses to operate within the facility.

I would like to thank all the volunteers who have spent so much of their time to improve our city and to improve our quality of life. I would also like to acknowledge the investment of Eastport's business community.

Respectfully,

Gilbert murphy

City Council President

Fiscal year 2017 was a year of continued improvements to our infrastructure with the replacement and enlargement of culverts and catch basins, the restructuring and replacement of failed retaining walls, and two more areas of town prone to flooding were remediated. Investments were made in heavy machinery and the old Guilford mill received a new overhead door system to allow the city to generate income from car and vehicle storage during the winter months. The city finished the two year process of revaluation of all properties and the old landfill was successfully mitigated with the goal of returning the area to its original “Cony Park.”


Fiscal year 2017 was a year of broadband focus. Eastport was awarded a broadband planning grant through the ConnectME Authority which helped to identify the broadband needs of residents and business and resulted in infrastructure upgrades from local internet providers. Bangor Savings Bank generously donated a WiFi Hotspot for downtown which will be installed in late 2017. Eastport was also the recipient of a federal broadband grant to supply community driven broadband based community and economic development projects which will be implemented beginning in late 2017. The city went “live” with a website designed to promote Eastport to telecommuters and those with home based businesses/offices (www.telecommute-maine.com)

Fiscal year 2017 was a year of community-driven projects, events, and programs. It is with deepest heartfelt appreciation and thanks that I acknowledge all those who volunteer their time, expertise, energy, and hard earned money to support the numerous projects, events, and programs that are conducted in Eastport all year-round. There is no possible way to list every volunteer (so I won’t even attempt it). Please know that your energy, spirit, and efforts are recognized and appreciated!

Fiscal year 2018 will bring more forward momentum as the Comprehensive Plan is finished, the wastewater treatment plant receives a \$5 million upgrade, and streets are paved. Grants for new sidewalks will be awarded in fiscal year 2018 and if received will result in new sidewalks on High Street. Cony Park will receive a pavilion, picnic tables, barbeque grills and a horseshoe pitch. As a community we have challenges ahead of us but as a community we will continue to enjoy a quality of life that is second-to-none.

It is with pride and pleasure that I serve all of Eastport’s residents and it is my honor to work with City employees and City Council to protect and improve the town we call “home.”

Respectfully,



Elaine Abbott
City Manager

TO: Elaine Abbott, City Manager
FROM: Office of City Clerk & Tax Collector, Ella Kowal
DATE: November 30th, 2017
RE: Annual Report Info/Data (FY2017) – As of 6/30/2017

Attached hereto is the data on record at City Hall relative to the municipality's closeout of its Fiscal Year 2017 for completion of the City's *annual report* as required by the City Charter. The **FY2017** is reflective of the time period from **July 1st, 2016 through June 30th, 2017**.

The attachments provided include detailed information with regard to *non-zero balances* and the *filing of liens* for Real Estate taxes as well as Personal Property taxes as of June 30th, 2017.

Non-Zero Balance - Personal Property Taxes: (Detail Report Attached)

FY2015	-	\$ 265.98
FY2016	-	\$ 263.74
FY2017	-	<u>\$4,509.64</u>
		\$5,039.36 (Total Outstanding/Due the City for Personal Property Taxes)

Non-Zero Balance - Real Estate Taxes: (Detail Report Attached)

FY2012	-	\$ 1,126.28 (Liened)
FY2013	-	\$ 3,031.41 (Liened)
FY2014	-	\$ 4,584.89 (Liened)
FY2015	-	\$10,028.38 (Liened)
FY2016	-	<u>\$94,353.03</u> (Liened)
		\$113,123.99 (Sub-Total of the Liened Real Estate Taxes)
FY2017	-	<u>\$248,807.65</u> (Total of Non-Liened Real Estate Taxes)
		\$361,931.64 Grand Total Due the City for Real Estate Taxes

A total of (8) "**Marriage Licenses** were Issued - \$320.00

A total of (13) new "**Business Certificates of Sole Proprietor**" were Issued & Filed - \$130.00

(Date)	(Name)
7/6/2016	Sarah's Farm Stand
7/15/2016	Jaded Ink
7/15/2016	Sea Smoke Press
8/1/2016	Kiddie Cove
12/2/2016	Eastport Fabric Emporium
12/8/2016	The Rose Bud
2/23/2017	Basar a/k/a Cork Creations @ D&J Candles
3/21/2017	URB
4/25/2017	Wilbur's Seafood
5/4/2017	Moose Island Massage
6/2/2017	D&B Taxi Service
6/26/2017	Chadbourne Assisted Living
6/28/2017	Oceanside Tanning & Spa

Cemetery Revenue:

<i>A total of (15) "Burial Permits" were Filed/Recorded</i>	\$ 300.00
<i>Burial/Grave Opening; and/or Cemetery Preparation</i>	\$3,550.00
<i>Lot Sales (one-half of this is for Perpetual Care, see below)</i>	\$2,575.00
<i>(Perpetual Care)</i>	<u>\$1,287.50</u>

Update of EBRS & EDRS:

A total of (7) **Birth Records** were Recorded
 A total of (24) **Death Records** were Recorded

A total of (12) **Victualer Licesnes** were Issued - **\$800.00**

A total of (5) **Special Enertainment Licenses** were Issued - **\$250.00**

A total of (1) **Vendor License** were Issued - **\$25.00**

Dog Registrations:

A total of (11) **Non-Spayed/Non-Neutered Dog Licenses** were Issued
 A total of (179) **Spayed/Neutered Dog Licenses** were were Issued

A total of (93) **Hunting/Fishing Licenses** were Issued - \$3,687.00 (includes the State fees)

The following information is reflective of the total number of **Recreational Registrations**

Issued:	<i>ATV's</i>	(51)	\$ 2,509.50 (includes the State fees)
	<i>BOAT's</i>	(138)	\$10,147.25 (includes the State fees)
	<i>SNOWMOBILES's</i>	(10)	\$ 460.00 (includes the State fees)

As of 6/30/2017, the City records reflect that there are a total of (1,137) **Registered Voters** as referenced below by Party:

<i>Democrats</i>	<i>443</i>
<i>Green</i>	<i>29</i>
<i>Republicans</i>	<i>320</i>
<i>Unenrolled</i>	<i>344</i>
<i>Libertarian</i>	<i>1</i>

Excise Tax Collected for Motor Vehicle Registrations:

A vehicle count of (1305) reflects a total of **\$204,980.92** collected in Excise Tax

Excise Tax Collected for Boat Registrations:

A count of (138) reflects a total of **\$4,241.00** collected in Excise Tax for Boat Registrations and the City Council voted to transfer it to the Harbor Revenue account on 7/20/17.

A total of (9) **Commercial Shellfish Licenses** were Issued - **\$2,400.00**

A total of (9) **Recreational Shellfish Licenses** were Issued - **\$ 188.00**

Non-Zero Balance Real Estate Taxes								Page 1
As Of: June 30th, 2017								
(Name)	(Account #)	(FY2017)	* Liened (FY2016)	* Liened (FY2015)	* Liened (FY2014)	* Liened (FY2013)	* Liened (FY2012)	TOTAL
9 Washington, LLC	1276	\$7,070.55						\$7,070.55
Aguilar, Bobbie Jo	262	\$842.12						\$842.12
Andrews, Dev. Floyd Sr.	24	\$1,550.66	\$1,759.83	\$1,778.93	\$1,887.04	\$776.67		\$7,753.13
Angel, Rick	27	\$1,293.82	\$1,369.42					\$2,663.24
Angel, Richard J.	26	\$558.84	\$615.70					\$1,174.54
Archer, Roscoe III	31	\$1,326.66						\$1,326.66
Barnes, James	14	\$1,513.25						\$1,513.25
Bley Revokable Trust	1215	\$119.62						\$119.62
B.M.J.T. Corp.	60	\$6,456.13						\$6,456.13
Bonavito, Janice H.	251	\$1,732.69						\$1,732.69
Boone, Daniel	118	\$418.71						\$418.71
Boone, Daniel	119	\$611.71						\$611.71
Boone, Daniel	1593	\$439.86						\$439.86
Boone, William B.	1326	\$603.77						\$603.77
Bore, Robert Jr.	946	\$2,222.19						\$2,222.19
Bowen, Dana	144	\$2,111.15						\$2,111.15
Boyle, Eileen Linares	862	\$1,566.12	\$1,655.13					\$3,221.25
Brown, James	261	\$828.50	\$50.53					\$879.03
Burse, Nathan	1427	\$1,603.14						\$1,603.14
Cahill, Allen C.	198	\$102.65						\$102.65
Campbell, Robert	931	\$2,692.39	\$2,810.09					\$5,502.48
Campbell, Robert	932	\$4,884.12	\$5,057.72					\$9,941.84
Campbell, Robert	933	\$312.95	\$370.02					\$682.97
Campbell, Robert	934	\$693.66	\$760.44					\$1,454.10
Carras, Marlene R.	1152	\$320.89						\$320.89
Church, Richard	260	\$1,301.01						\$1,301.01
Sub Total of Page 1		\$43,177.16	\$14,448.88	\$1,778.93	\$1,887.04	\$776.67	\$0.00	\$62,068.68

Non-Zero Balance Real Estate Taxes								Page 2
As Of: June 30th, 2017								
(Name)	(Account #)	(FY2017)	* Liened (FY2016)	* Liened (FY2015)	* Liened (FY2014)	* Liened (FY2013)	* Liened (FY2012)	TOTAL
Coastal Enterprises, Inc.	1156	\$2,911.78						\$2,911.78
Cobscook Bay Resource	969	\$1,424.80						\$1,424.80
Cook, Brenda	305	\$703.96						\$703.96
Cook, Thomas M.	318	\$351.63	\$415.07	\$155.90				\$922.60
Crabill, Harold & Kim	1012	\$120.52						\$120.52
Crabill, Kim S.	818	\$156.07						\$156.07
Crabtree, Danyel	1457	\$3,440.59						\$3,440.59
Craig, Doris, Life Estate	330	\$193.34						\$193.34
Curtis, Charles	572	\$823.22	\$893.29					\$1,716.51
Curtis, Charles	347	\$19.46						\$19.46
DeSanctis, Anthony	666	\$167.50						\$167.50
Desjardin, Gregory J LLC	825	\$1,841.08						\$1,841.08
Desjardin, Mary	824	\$4,578.53						\$4,578.53
Desjardin, Mary R LLC	826	\$4,334.20						\$4,334.20
Dipiero, Celeste	618	\$112.32						\$112.32
Dirigamus, LLC	929	\$527.11	\$583.16					\$1,110.27
Doebener, Kay J.	1064	\$1,308.12	\$1,507.69					\$2,815.81
Donahe, Sarah	1523	\$3,829.63	\$3,863.36					\$7,692.99
Drake, Robert	1102	\$545.61						\$545.61
Dudley, Shirley, Life Estate	402	\$1,339.15						\$1,339.15
Dudley, Linda	397	\$1,656.41	\$1,874.75					\$3,531.16
Dukes, Iain D.	1567	\$2,073.74						\$2,073.74
Earley, Daniel H.	405	\$1,527.02						\$1,527.02
Earley, Daniel H.	642	\$1,658.66	\$1,747.32					\$3,405.98
Earley, John	377	\$156.98						\$156.98
Earley, John	378	\$796.78						\$796.78
Eastport, City Of	1290	\$1,074.38						\$1,074.38
Sub Total of Page 2		\$37,672.59	\$10,884.64	\$155.90	\$0.00	\$0.00	\$0.00	\$48,713.13

8

Non-Zero Balance Real Estate Taxes									Page 3
As Of: June 30th, 2017									
(Name)	(Account #)	(FY2017)	* Liened (FY2016)	* Liened (FY2015)	* Liened (FY2014)	* Liened (FY2013)	* Liened (FY2012)	TOTAL	
Emerton, Virginia	502	\$1,621.65	\$1,705.61					\$3,327.26	
Emery, Ann Margaret	503	\$1,307.03	\$1,389.43	\$701.37				\$3,397.83	
Emery, Shannon	1003	\$505.96						\$505.96	
Emery, Shannon	1004	\$262.73						\$262.73	
Emery, Shannon V.	1597	\$3,771.46						\$3,771.46	
Emmert, Richard	508	\$337.14	\$515.38	\$523.90	\$349.77			\$1,726.19	
Ferrell, Carol Mari	1462	\$3,509.33						\$3,509.33	
Follis, Richard	549	\$1,759.51	\$340.17					\$2,099.68	
Foss, Peggy	1236	\$485.14						\$485.14	
Francis, April D.	682	\$1,316.40						\$1,316.40	
Fredette, Thomas	1559	\$1,066.83	\$1,263.67					\$2,330.50	
Fredette, Thomas	1836	\$609.06	\$667.21					\$1,276.27	
Gardella, William L.	594	\$228.35						\$228.35	
Gardella, Mary Jane, Devisee	595	\$1,388.99	\$1,473.49					\$2,862.48	
Gholson, David	1545	\$1,354.62						\$1,354.62	
Goding Devisees, Walter E.	605	\$2,139.84	\$2,239.45					\$4,379.29	
Gould, James	609	\$683.49	\$870.54					\$1,554.03	
Grove, Mary	613	\$2,779.64						\$2,779.64	
Harkins, James	715	\$57.19						\$57.19	
Harris Devisees, Allen	650	\$2,081.66						\$2,081.66	
Harris-Dugan, Cheryl Ann	1850	\$865.88						\$865.88	
Holmes, Julia	852	\$334.75						\$334.75	
Hoover, Douglas	855	\$1,699.40						\$1,699.40	
Humphrey, Thomas	759	\$913.11						\$913.11	
Humphrey, Thomas	37	\$722.75						\$722.75	
Hunter, Alberta	724	\$1,034.72	\$1,055.18					\$2,089.90	
Hunter, Alberta	727	\$1,502.67	\$1,583.60					\$3,086.27	
Sub Total of Page 3		\$34,339.30	\$13,103.73	\$1,225.27	\$349.77	\$0.00	\$0.00	\$49,018.07	

Non-Zero Balance Real Estate Taxes								Page 4
As Of: June 30th, 2017								
(Name)	(Account #)	(FY2017)	* Liened (FY2016)	* Liened (FY2015)	* Liened (FY2014)	* Liened (FY2013)	* Liened (FY2012)	TOTAL
Johnson, Kimberly	745	\$824.49						\$824.49
Johnson, Roland R.	747	\$1,043.05						\$1,043.05
Joseph, Mary (Heirs)	754	\$96.16	\$40.81					\$136.97
Keay, Darrel	1446	\$2,076.77	\$2,305.83					\$4,382.60
Kelley, Suzanne	983	\$99.62						\$99.62
Klaila, Mary Jane	1442	\$1,211.69						\$1,211.69
Klyver, Richard	786	\$1,103.85	\$1,236.80					\$2,340.65
Lacasse, Matthew	577	\$588.31						\$588.31
Lantier, William	1105	\$466.30						\$466.30
Lantier, William	1106	\$289.17						\$289.17
Lee, David W.	813	\$23.21						\$23.21
Lee, Gary	811	\$1,145.76	\$1,217.59					\$2,363.35
Lee, Gary & Catherine	809	\$1,365.59	\$1,576.52	\$479.42				\$3,421.53
Lee, Gary	810	\$651.36	\$710.59					\$1,361.95
Lee, Roy	815	\$488.34						\$488.34
Leiby, Jonathan P.	271	\$268.02						\$268.02
Leiby, Jonathan P.	1409	\$1,404.86						\$1,404.86
Lingley, Gregory P.	876	\$362.87						\$362.87
Lingley, Linda	626	\$759.77						\$759.77
MacDonald, Kendra	901	\$1,032.47	\$1,228.43	\$1,243.01	\$1,318.96	\$1,382.38	\$1,126.28	\$7,331.53
MacNaughton, Daniel	907	\$246.86	\$302.24					\$549.10
MacNaughton, Daniel	908	\$836.43						\$836.43
MacNaughton, Thomas	553	\$204.56						\$204.56
Magnano, Joseph	916	\$2,427.56						\$2,427.56
Malloy, Andrew (Heirs)	950	\$384.34	\$436.76					\$821.10
Marin, Alfred	275	\$604.17	\$795.69	\$295.43				\$1,695.29
Matusiak, Richard	1480	\$1,320.25	\$933.08					\$2,253.33
Sub Total of Page 4		\$21,325.83	\$10,784.34	\$2,017.86	\$1,318.96	\$1,382.38	\$1,126.28	\$37,955.65

Non-Zero Balance Real Estate Taxes								Page 5
As Of: June 30th, 2017								
(Name)	(Account #)	(FY2017)	* Liened (FY2016)	* Liened (FY2015)	* Liened (FY2014)	* Liened (FY2013)	* Liened (FY2012)	TOTAL
McDowell, Kathryn	189	\$158.02						\$158.02
McDowell, Kathryn	190	\$572.05						\$572.05
McDowell, Kathryn	570	\$254.79						\$254.79
McDowell, Kathryn V.	515	\$1,115.64						\$1,115.64
McGarvey, Margaret	925	\$85.59						\$85.59
McGarvey, Margaret	926	\$3,485.53	\$3,617.01					\$3,617.01
McGarvey, Margaret	927	\$418.71	\$472.00					\$472.00
McGarvey, Margaret	985	\$1,370.48	\$1,448.04					\$2,818.52
McGarvey, Margaret	987	\$307.67	\$358.12					\$665.79
McGarvey, Margaret	988	\$8,713.44						\$8,713.44
McGarvey, Margaret	989	\$408.13	\$467.63					\$875.76
McGarvey, Margaret	990	\$1,066.45	\$1,136.25					\$2,202.70
McGarvey, Margaret	991	\$291.80	\$341.86					\$633.66
McGarvey, Margaret	992	\$603.77	\$661.78					\$1,265.55
McGarvey, Margaret	993	\$1,587.27	\$1,709.65					\$3,296.92
McGarvey, Margaret	994	\$170.19	\$223.61					\$393.80
McGovern, Christopher	380	\$391.43						\$391.43
McKnight, Pearl	1010	\$1,027.18	\$1,223.02					\$2,250.20
McPhail, Tobi	698	\$1,540.08	\$1,748.99					\$3,289.07
McPhail, Tobi	785	\$260.08	\$219.49					\$479.57
Meacher, John	1019	\$11.86						\$11.86
Medeiros, David	728	\$1,521.57	\$1,730.01	\$1,588.85				4840.43
Melanson, Andre	1452	\$1,753.98						\$1,753.98
Mitchell Dev., Hilda	1051	\$1,351.35						\$1,351.35
Mitchell, Kendrick P.	1056	\$849.65						\$849.65
Morang, Jennifer	1081	\$733.45						\$733.45
Moskowitz, Leonard	1094	\$434.31						\$434.31
Sub Total of Page 5		\$30,484.47	\$15,357.46	\$1,588.85	\$0.00	\$0.00	\$0.00	\$47,430.78

Non-Zero Balance Real Estate Taxes

As Of: June 30th, 2017

(Name)	(Account #)	(FY2017)	* Liened (FY2016)	* Liened (FY2015)	* Liened (FY2014)	* Liened (FY2013)	* Liened (FY2012)	TOTAL
Mumme, Christian F.	1599	\$146.40						\$146.40
Mumme, Ryan D.	1118	\$206.03						\$206.03
Mumme, Ryan	1119	\$936.90	\$81.04					\$1,017.94
Murphy, Kenneth	1126		\$957.31	\$976.17	\$1,029.12	\$872.36		\$3,834.96
O'Brien, Sean	573	\$461.01						\$461.01
Ohmeis, James & Heirs	1248	\$1,115.69	\$1,205.08	\$475.24				\$2,796.01
Page, Sheryl	1484		\$114.12	\$119.23				\$233.35
Pagels, Steven	900	\$2,118.69	\$311.00					\$2,429.69
Palm, Aaron	1487	\$1,552.91						\$1,552.91
Palm, Aaron	1488	\$156.45						\$156.45
Palmer, Michele	664	\$1,093.27						\$1,093.27
Peterson, John	1182	\$2,786.01						\$2,786.01
Picco, Amanda	530	\$1,849.02	\$1,645.01					\$3,494.03
Pilaro, Dr. Joseph	1192	\$2,808.72						\$2,808.72
Piper, Jana	1274	\$2,324.90						\$2,324.90
Poirier Devisees, Deidre H.	853	\$2,113.40	\$2,209.90					\$4,323.30
Pratt, Lisa Marie	1247	\$741.65						\$741.65
Proctor, Drew	186	\$1,185.81	\$1,385.69	\$177.19				\$2,748.69
QuoddyTides Foundation	1146		\$1,329.24					\$1,329.24
Rader, Elliot	136	\$196.51						\$196.51
Ramsdell, William	1232	\$532.40	\$154.79					\$687.19
Reidell, Louise Heidi	356	\$696.67						\$696.67
Rice, Donald	1250	\$1,434.33	\$1,640.54					\$3,074.87
Rosell, Michael	111	\$973.57						\$973.57
Rosser, Victor Baras	1309	\$1,298.12						\$1,298.12
Rumery, Inez	1312	\$2,148.16	\$2,104.54					\$4,252.70
Salleroli, Alan	777	\$2,454.84						\$2,454.84
Salleroli, Alan L.	1443	\$220.43						\$220.43
Salleroli, Alan L.	1444	\$3,858.32	\$3,169.05					\$7,027.37
Salleroli, Alan L.	1445	\$1,151.05						\$1,151.05
Seeley, Sandra	1338	\$1,370.88	\$1,581.94					\$2,952.82
Segien, Roger	1544	\$2,653.12	\$2,896.87	\$1,513.74				\$7,063.73
Segien, Sarah	288	\$780.92						\$780.92
Sub Total of Page 6		\$41,366.18	\$20,786.12	\$3,261.57	\$1,029.12	\$872.36	\$0.00	\$67,315.35

Non-Zero Balance Real Estate Taxes								Page 7
As Of: June 30th, 2017								
(Name)	(Account #)	(FY2017)	* Liened (FY2016)	* Liened (FY2015)	* Liened (FY2014)	* Liened (FY2013)	* Liened (FY2012)	TOTAL
Small, Peter & Katherine	1375	\$2,359.67	\$2,402.40					\$4,762.07
Smith, Hazel	1048	\$7,144.57						\$7,144.57
Smith, Jason A.	1381	\$1,465.66						\$1,465.66
Stuart, Debbie	1410	\$1,050.97	\$1,253.87					\$2,304.84
Stuart, Debbie	1411	\$223.07	\$277.83					\$500.90
Suddy, Willard Jr.	1417	\$1,043.05	\$1,245.74					\$2,288.79
Sullivan, John & Daniel	1424	\$5,325.63	***\$3.18					\$5,328.81
Sullivan, John & Daniel	1426	\$2,412.14	*** \$2.26					\$2,412.14
The Commons of Eastport	404	\$2,109.55						\$2,109.55
Thompson, Michelle	1079	\$1,722.73						\$1,722.73
Townsend, Cora	485	\$236.29						\$236.29
Tucker, Denise	716	\$3,538.41						\$3,538.41
Tucker, Denise	717	\$958.05						\$958.05
Varney, Michael	1834	\$519.17						\$519.17
Varney, Michael	1835	\$601.14						\$601.14
Varney, Michael	1840	\$439.86						\$439.86
Voisine, Eric J.	1216	\$1,265.13						\$1,265.13
Wagner, John Mark	1569	\$947.47						\$947.47
Wagner, Leela	700	\$1,719.84						\$1,719.84
Whelpley Devisees	1553	\$516.09						\$516.09
Widelski, John	615	\$1,307.43	\$1,488.55					\$2,795.98
Widelski, John	617	\$730.68	\$758.49					\$1,489.17
Wright, Samuel	512	\$1,122.36	\$1,320.62					\$2,442.98
Young, Roger	1585	\$188.70	\$234.92					\$423.62
Young, Scott	1581	\$733.71						\$733.71
Young, Scott	1582	\$249.50						\$249.50
Young, Scott	1583	\$511.25						\$511.25
Sub Total of Page 7		\$40,442.12	\$8,987.86	\$0.00	\$0.00	\$0.00	\$0.00	\$49,429.98
GRAND TOTAL		\$248,807.65	\$94,353.03	\$10,028.38	\$4,584.89	\$3,031.41	\$1,126.28	\$361,931.64
			(75 Liens)	(13 Liens)	(4 Liens)	(3 Liens)	(1 Lien)	
*** On the books as of 6/30/2017, but did not get liened as it was under \$10.00								

UNPAID SEWER BILLS AS OF JUNE 30, 2017

NAME	AMOUNT	*/^	NAME	AMOUNT	*/^	NAME	AMOUNT	*/^
Aguilar, Bobbi Jo	\$598.41	*	Guereca, Maria	\$84.81		Morrisette, Linda A.	\$60.24	
Andrews, Jonathan	\$204.45	^	Guimond, Cory	\$369.95	*	Newell, John L.	\$84.60	
Angel, Rick & Eleni	\$474.30	*	Hansen, Paul W.	\$91.42		ONEal, Brian	\$84.60	
Archer, Roscoe	\$44.60		Heirs of Mary Jane Gardella	\$84.60		Page, Sheryl	\$1,488.10	*
Aubuchon, Colette, Eugene R., Jason M.	\$84.60		Holmes, Julia S.	\$68.63		Palmer, Michele M.	\$2,459.88	*
Avery, Larry & Ruth	\$113.02		Homan, Diane	\$446.75	*	Pam, Francis	\$84.84	
B.M.J.T.	\$71.30		Hopkins, Rafi	\$84.60		Pendleton, Elizabeth	\$240.98	*
Barnard, Bruce Alan	\$84.60		Humphrey, Thomas	\$1,546.24	^	Picco, John L.	\$900.45	*
Barnes, John	\$91.88		Hunter, Alberta	\$241.91	*	Pratt, Lisa Marie	\$468.12	*
Beakes, Kevin J.	\$1,088.70	*	Inkster, Forest H.	\$84.60		Proctor, Drew	\$809.90	*
Benn, Karen L.	\$84.60		Johnson, Averil A.	\$343.05	*	Reidell, Louise Heidi	\$84.81	*
Boone, Daniel	\$361.27	*^	Johnson, Frank	\$84.60		Rumery, Inez	\$84.60	
Bouchard, William	\$84.60		Johnson, Roland	\$83.13		Salleroli, Alan L.	\$84.60	
Bradbury, Phyllis C.	\$84.60		Jones, Kenneth	\$401.85		Saravo, Linda	\$84.60	
Brown, James D. & Piper E.	\$84.70		Kaja Holdings 2, LLC	\$84.60		Scott, Ashley	\$15.10	
Burse, Nathan	\$1,199.40	*	Kearney, Pamela L.	\$109.47	*	Scott, Sandra L.	\$85.80	
Cadioux, Adam	\$84.60		Keay, Margaret	\$86.14		Seeley, Andrew	\$82.47	*
Carras, Marlene	\$84.60		Kierstead, Robert	\$126.90		Seeley, Sandra	\$277.50	*
Caya, Patricia	\$369.95	*	Klyver, Richard	\$84.69		Segien, James JR.	\$84.60	
Clafin, William	\$84.60		Kowal, Leo W.	\$105.75		Segien, Jmaes E.	\$84.60	
SPECIAL FOOTNOTE:								
* Denotes a lien(s) have been placed on property								
^ Denotes the total reflects more than one property.								

5

UNPAID SEWER BILLS AS OF JUNE 30, 2017 (cont.)

NAME	AMOUNT	* / ^	NAME	AMOUNT	* / ^	NAME	AMOUNT	* / ^
Clark, Daniel G.	\$84.60		Labbadia, Gail	\$28.44		Segien, Sarah	\$721.55	*
Cook, Brenda	\$2,199.62	*	Lacasse, Matthew L.	\$91.65		Small, Earl C.	\$84.60	
Cook, Thomas M. C/O Paula Johnson	\$2,119.49	*	Lane, Robert	\$73.02		Smith, Jason A.	\$512.70	*
Crabtree, Michael L.	\$1,085.83	*	Lee, Roy	\$84.99		Smith, Tim	\$231.79	*
Desanctis, Anthony B. & Victoria	\$64.29		Leiby, Jonathan P.	\$939.36	*	Stuart, Robin	\$1,098.47	*
Deveau-Hurd, Yvonne	\$38.85		Leighton, Porter	\$84.60		Suddy, Willard JR.	\$84.60	
Dewitt, Ralph, JR.	\$441.65	*	Lewis, Kathryn	\$24.82		Sullivan, Ronald Leslie	\$84.60	
Doebener, Kay J.	\$908.28	*	Lingley, Marie, Heirs	\$84.60		Talbot, Sarah	\$112.80	
Drake, Robert L.	\$84.60		Look, Gary	\$38.00	*	Tibbetts, William	\$136.16	*
Dudley, Shirley	\$220.67	*	MacGregor, Bonnie Jean	\$217.70		Townsend, Joseph	\$84.60	
Dunham, Dana	\$120.22		MacNaughton, Daniel	\$927.01	*	Tripp, Wayne J. & Stewart, Rosalie A.	\$84.45	
Earley, Daniel H.	\$84.60		Macolino, Virginia	\$84.61		Unitarian Church	\$84.60	
Earley, John R.	\$499.55	*	Mahar, Stephen A. & Amanda	\$84.60		Vargas, Alicia	\$12.46	
Foley, Calvin	\$84.60		Matusiak, Rick	\$454.64	**	Vaughan, Julie	\$363.39	*
Follis, Richard	\$85.70		McClellan, Megan	\$162.33		Whelpley, Dorothy	\$57.05	
Fredette, Melissa I.	\$87.36		McDowell, James	\$84.60		Widelski, John	\$220.02	*
Fredette, Thomas	\$657.27	*	McDowell, Kathryn V.	\$134.18		Young, Marc & Tabetha	\$84.60	
Gardner, Christopher	\$239.70	^	McGarvey, Margaret O.	\$44.74	*	Young, Scott	\$160.22	
Garrapy, Fern	\$84.60		McMonegal, Brian J. & Christine M.	\$82.59				
George, Mary Elizabeth	\$86.15		McPhail, Tobi G.	\$12.86				
Gibson, April	\$555.78	*	Mealey, Linda	\$84.60				
Gould, James	\$84.60		Melanson, Andre	\$91.65				
Greaves, Timothy B. & Deborah L.	\$362.91	*	Melby, John	\$669.89	*			
Greenlaw, Gerald	\$84.60		Mitchell, Cindy	\$84.60				
Grimaldi, John & Nichole	\$84.60		Mockler, Elaine	\$85.55				
SPECIAL FOOTNOTE:								
* Denotes a lien(s) have been placed on property								
^ Denotes the total reflects more than one property.								

**City of Eastport
Assessor's Annual Report
July 1, 2016 to June 30, 2017**

Taxable Valuation:

Total Real Estate:	\$118,254,686	
Total Personal Property :	<u>\$3,580,051</u>	
		<u>\$121,834,737</u>

Assessment:

County Tax:	\$215,506	
Municipal Appropriations:	\$1,972,714	
Local Education Appropriation:	\$1,476,228	
Overlay:	<u>\$16,568</u>	
		<u>\$3,681,016</u>

Deductions:

State Revenue Sharing:	\$95,000	
Other Revenue:	<u>\$423,269</u>	
		<u>\$518,269</u>

Net Assessment for Commitment: \$3,076,327

Homestead Reimbursement: \$82,471

Mill Rate: \$0.02525 (\$25.25 per \$1,000 in valuation.)

Abatements:

<u>Class</u>	<u>TAX MAP</u>	<u>AMOUNT</u>
<u>Residential</u>	<u>E4-0B2-01</u>	<u>\$212.10</u>
<u>Residential</u>	<u>G5-0B3-02</u>	<u>\$151.50</u>
<u>Residential</u>	<u>H7-B4-13</u>	<u>\$282.80</u>
<u>Residential</u>	<u>G5-C1-01</u>	<u>\$318.15</u>
	Total Amount Abated:	<u>\$964.55</u>

Supplemental Taxes:

<u>Class</u>	<u>TAX MAP</u>	<u>AMOUNT</u>
<u>Residential</u>	<u>K6-D5-01</u>	<u>\$1,969.50</u>
<u>Residential</u>	<u>E3-D3-01</u>	<u>\$2,307.85</u>
	Total Amount:	<u>\$4,277.35</u>

Respectfully submitted,

Robert P. Scott
Municipal Assessor

17

Code Enforcement Officers & Plumbing Inspector Annual Report for 2016

<u>Permit Type</u>	<u>2016 Quantity</u>	<u>2016 Est. Value</u>	<u>2016 Permit Fee</u>	<u>2015 Quantity</u>
Building	20	\$507,354	\$1,157	25
Demolition	6	(\$209,700)	\$0	6
Plumbing	4	\$0	\$220	8
Earthmoving	9	\$	\$40	11
P/B Special Permit	1	\$0	\$75	1
ZBA Special Permits	1	\$0	\$75	0
Certificate of Occupancy	3	\$0	\$0	3
<u>Certificate of Approp.</u>	<u>1</u>	<u>\$0</u>	<u>\$0</u>	<u>1</u>
<u>Total</u>	<u>45</u>	<u>\$297,654</u>	<u>\$1,567</u>	<u>55</u>

Building Permits by Category	2016	Revenue	2015	Revenue
New Homes	1	\$300	2	\$450
Additions	3	\$194	1	\$234
Decks & Entryways	10	\$130	6	\$82
Storage Sheds	2	\$20	7	\$90
Garages	2	\$414	2	\$81
Modular/Mobile Homes	0	\$0	2	\$190
Industrial/Commercial	0	\$0	0	\$0
<u>Miscellaneous</u>	<u>2</u>	<u>\$20</u>	<u>5</u>	<u>\$30</u>
<u>Total Permits:</u>	<u>20</u>	<u>\$1,078</u>	<u>25</u>	<u>\$1,157</u>

Respectfully submitted,

Robert P. Scott
Code Enforcement Officer/Local Plumbing Inspector

Eastport Police Department

Eastport Police Department answered 1300 calls for service in Fiscal Year 2017. Calls ranged from criminal, civil, investigations, traffic stops, motor vehicle stops, and other requests for assistance.

Along with the county and other local law enforcement agencies, we will be utilizing a new computerized dispatch program which will allow these agencies to communicate and share information in real-time.

Eastport Police Department took part in Operation Stonegarden again this year. This program is administrated through the Department of Homeland Security in an effort to put more police on the streets across the country. With the assistance of this program, our department was able to obtain new handheld portable radios.


The Eastport Police Department took part in DARE program in the elementary school and conducted fraud prevention education at the Senior Center.

The Eastport Police Department currently has four full-time officers and a growing roster of part time officers.

The police department provides 24 hour protection, 365 days a year.

In closing I would like to thank the Eastport City Council, City Manager, and the citizens of Eastport for their support over the past year. It has been and continues to be a privilege to serve you.

Respectfully Submitted,



Mark Emery

Acting Chief of Police

**CITY OF EASTPORT
WASTEWATER TREATMENT FACILITY
ANNUAL REPORT 2016/2017**

Address: Jeff Sullivan, Superintendent/Operator
County Road
Eastport, ME 04631
Phone: 207-853-0901
Cellphone: 207-214-9114
Alternate Phone: 207-853-2300

Hours: Monday-Friday 5:00 am. -1:00 pm.
EMAIL: EASTPORTWWTP@YAHOO.COM
CELL PHONE: (207) 214-9114 (after hours)

Mission Statement

The mission of the Eastport Sewer Department is to collect and treat the wastewater that is generated in the City of Eastport. The wastewater is treated to meet or exceed the limits set by

The United States Environmental Protection Agency and the State of Maine Department of Environmental Protection. We are also charged with the proper disposal of all bio-solids that are
Generated by the treatment process.

Organization dynamics and description

The Sewer Department is a department of the City of Eastport, not a separate district. The users' fund one hundred percent (100%) of the operation and the maintenance of the department they also pay forty percent (40%) of the debt retirement of the bonds for the Sewer Department.

The City Council sets the user fees. The user fees are based on the cost of the operation and maintenance costs of the treatment plant and collection system.

The Wastewater Treatment Plant is in operation twenty-four (24) hours a day, three hundred and sixty-five (365) days per year. The treatment plant is manned Monday through Friday from 5 am. To 1:00 pm. On the weekends and holidays, an operator must come into the treatment plant to take the flow readings, do the laboratory tests, and check the plant. At all other times, there is an alarm system that monitors the treatment plant and the pump stations.

The alarm system reports problems directly to the operators.

The Wastewater Treatment Plant processed approximately 49.6 million gallons of wastewater at the Main plant, and approximately 11.1 million gallons at the Quoddy Village plant. The wastewater treatment process generates approximately 205,000 gallons of bio-solids that are composted into approximately 120 yards of compost.

The wastewater treatment plant and compost facility is located at County Road. The collection system has approximately ninety-five thousand (95,000) feet of gravity sewer lines. We also have (8) major pump stations, (19) pumps that are located throughout the collection system.

The City of Eastport owns and operates 8 pump stations at various locations throughout the city. All stations are inspected 2 times a week. During these routine inspections hour reading are taken to verify normal running times and flow throughput. Each pump is started and stopped to ensure proper operation and wet-wells are visually inspected to confirm water levels.

Once a week pump station equipped with emergency generators are tested on emergency power to ensure proper operation. 3 stations are equipped with generators. At this time no other stations require generators limited flows allow ample time for city staff to respond to alarm conditions and provide portable generator power prior to overflows occurring.

All of the city's pump stations have back-up pumps and alarm systems that automatically call 24 hour emergency personnel in case of a power outage or high-level conditions.

Collection System

The sewer dept. purchased a new ridged sewer camera which will allow us to inspect the mains and detect any problems without digging. This will save time and money. We have pump station maintenance set up for sept all pumps will be pulled and cleaned and serviced.

Maintenance and Repairs

Annual routine maintenance has been done on the mixes in the contact tanks, also tanks were emptied and cleaned 1 time over the year.

Other plant maintenance and repairs were performed as required.

We are required by the DEP to do monthly reports. These include weekly lab test on BOD, TCR, Fecal COLIFORM AND TSS. We had no exceedances this year

Training:

All the staff has had all the required annual training 10/30/2017.

O&M Manual:

The O&M manual has been updated to include new equipment that was placed into service over the past year. Updating the plant's O&M manual takes place on an ongoing basis. We have one O&M manual that is used for operational guidelines and minor service to plant equipment. We also keep individual O&M's for every piece of equipment in place at the treatment plant, collection system and pump stations.

Definitions:

Biochemical Oxygen Demand (BOD) - The rate at which organisms use oxygen in water or wastewater while stabilizing decomposable matter serves as food for the bacteria and energy results from its oxidation. BOD measurements are used as a measure of the organic strength of wastewater.

Total Suspended Solids (TSS) - TSS are solids that either float on the surface or are suspended in water, wastewater or other liquids.


Total Chlorine Residual (TCR) - This is the amount of chlorine remaining after a given contact time. It is also the sum of the combined available residual chlorine and the free available residual chlorine.

Fecal Coliform- Fecal coliform are the coliform bacteria in the feces of various warm blooded animals.

Sludge:

This year we have hauled 650 thousand gals of sludge from the main plant to Calais. Also we have pumped 20 septic tanks in quoddy village and hauled it to Calais.

Upgrade: The plant is in the process of an upgrade it is in the planning stage now hopefully construction will start in the spring most of the work will be at the main plant.



Eastport Fire Department

The Eastport Fire department responded to 46 service calls during the 2017 fiscal year. Calls included vehicle accidents, electrical fires, and fire alarm activations. Our crew also responded to two requests for mutual aid from surrounding towns.

The department added a pumper truck.

The Eastport Fire department maintained a roster of 24 firefighters in 2017.

Respectfully submitted,

Richard Clark
Fire Chief

Department of Public Works

As Public Works Director, I continue to save money working with different vendors and performing more work "in house". We accomplished many storm water drainage projects including Mitchell Street to Water Street, Madison Street, and Venasse Road in Quoddy Village.

We also purchased a new lawn mower for the cemeteries, hired a new cemetery caretaker who took exceptional care of both Hillside and Bayside.

We will continue to perform at our best for the residents of Eastport.

Howard Johnson
Director of Public Works

Eastport Municipal Airport
Annual Report

The municipal airport has seen a steady growth in traffic over the years.

Volunteers have continued their support of the City by relieving the Public Works department of all the maintenance, plowing and mowing. Due to the efforts of the volunteers our airport is a functional and presentable gateway to our city.

LifeFlight of Maine has been utilizing our airport providing access to critical care and medical transport to service the Eastport area and the neighboring communities. Since the acquisition of a Turbo-prop fixed wing aircraft our airport has become a vital link in their system.

The Eastport Airport Association contributed 4,000 dollars to help the City acquire a new terminal building. The Airport association is a non-profit organization and they would like to thank everyone who volunteered or attended the 32nd annual 4th of July pancake breakfast helping to enable this contribution.

Respectfully submitted,

Steve Trieber
Manager Eastport Municipal Airport

EXPENSE SUMMARY REPORT

Account	Budget Net	YTD Net
01 - ADMIN	321,623.00	333,225.91
01 - ADMIN PAYROL	246,793.00	253,873.36
01 - PAYROLL	173,386.00	177,940.37
01 - CITY MGR	59,740.00	61,968.80
02 - CITY CLERK	36,377.00	38,719.73
03 - TREAS	36,377.00	36,352.12
04 - ADMIN ASST	3,672.00	3,763.00
06 - CEO/ASSESS	35,720.00	35,687.22
09 - JANITOR	1,500.00	1,449.50
02 - FRINGE BENE	73,407.00	75,932.99
20 - FICA/MED	13,264.00	13,627.34
22 - UNEMPLOY	1,400.00	1,212.71
23 - IRA	3,461.00	3,586.93
24 - HEALTH INS.	53,732.00	55,857.61
25 - DISABILITY	1,550.00	1,648.40
25 - CITY HALL	74,830.00	79,352.55
10 - EXPENSES	63,100.00	70,913.64
01 - GENERAL	9,000.00	5,787.33
03 - POSTAGE	6,500.00	5,725.72
04 - COMPUTER	11,000.00	13,243.85
10 - MMA&OTHEREXP	3,600.00	4,762.00
12 - REG. OF DEED	6,000.00	2,695.21
13 - ADVERTISING	3,000.00	3,051.50
14 - AUDITTING	6,000.00	5,855.00
15 - LEGAL	8,000.00	15,365.87
17 - TRAIN&TRAVEL	3,000.00	1,875.09
37 - CTY MGR	4,000.00	4,024.67
52 - BLDG REPAIRS	1,000.00	4,151.92
66 - ELECTIONS	2,000.00	4,375.48
15 - UTILITIES	11,730.00	8,438.91
01 - ELECTRICITY	1,680.00	600.85
02 - HEAT	4,500.00	1,611.66
03 - TELEPHONE	4,600.00	4,915.98
04 - WATER	500.00	208.55
08 - PTC/INTERNET	450.00	1,101.87
05 - PUBLIC WKS	271,115.00	309,830.88
01 - PAYROLL	147,065.00	154,091.98
01 - PAYROLL	98,600.00	103,854.68
60 - SUPERVISOR	39,334.00	40,872.76
61 - FULL TIME	19,307.00	19,355.66
62 - FULL TIME	25,459.00	26,988.78
64 - PART TIME	7,000.00	9,326.50
67 - FESTIVALS	500.00	461.90
98 - OVERTIME	7,000.00	6,849.08
02 - FRINGE BENE	48,465.00	50,237.30
20 - FICA/MED	7,476.00	8,026.62
22 - UNEMPLOY	1,135.00	1,219.84
23 - IRA	1,560.00	1,066.34
24 - HEALTH INS.	37,257.00	38,983.01
25 - DISABILITY	1,037.00	941.49
25 - GARAGE	25,850.00	18,299.94
10 - EXPENSES	15,210.00	11,438.18

24

01 - GENERAL	3,500.00	4,663.01
05 - CELL/PAGERS	410.00	898.50
08 - UNIFORMS	3,200.00	3,772.33
09 - EQUIPT RENTL	1,000.00	0.00
11 - CYL.RENTAL	700.00	1,139.45
17 - TRAIN&TRAVEL	1,400.00	0.00
29 - FUEL	0.00	20.81
52 - BLDG REPAIRS	5,000.00	944.08
15 - UTILITIES	10,640.00	6,861.76
01 - ELECTRICITY	3,500.00	2,518.29
02 - HEAT	6,000.00	3,435.52
03 - TELEPHONE	1,140.00	907.95
30 - TRUCKS	20,500.00	12,371.22
10 - EXPENSES	20,500.00	12,371.22
50 - GAS/OIL/FUEL	8,500.00	2,913.18
51 - VEH EQU REP	12,000.00	9,458.04
31 - HEAVY EQUIPT	19,500.00	19,127.00
10 - EXPENSES	19,500.00	19,127.00
50 - GAS/OIL/FUEL	7,500.00	4,410.22
51 - VEH EQU REP	12,000.00	14,716.78
32 - MISC EQUIPT	6,500.00	8,720.18
10 - EXPENSES	6,500.00	8,720.18
50 - GAS/OIL/FUEL	3,000.00	2,288.24
51 - VEH EQU REP	3,500.00	6,431.94
50 - STREETS	51,700.00	97,220.56
10 - EXPENSES	51,700.00	97,220.56
21 - SALT	12,000.00	11,521.32
22 - ROADS	20,000.00	69,115.82
25 - SIGNS	2,200.00	1,346.82
26 - SAND	13,000.00	11,650.00
27 - STORM WATER	4,500.00	3,586.60
10 - POLICE PROT	287,992.00	287,550.75
01 - PAYROLL	246,397.00	246,541.76
01 - PAYROLL	191,388.00	186,381.85
09 - JANITOR	0.00	877.50
67 - FESTIVALS	7,000.00	4,459.13
70 - CHIEF	48,960.00	48,906.48
71 - FULL TIME	111,428.00	104,807.88
72 - PART TIME	18,000.00	20,228.25
74 - OVERTIME	6,000.00	3,990.09
75 - SPEC DETAIL	0.00	3,112.52
02 - FRINGE BENE	55,009.00	60,159.91
20 - FICA/MED	14,642.00	14,351.81
22 - UNEMPLOY	1,580.00	1,779.72
23 - IRA	2,219.00	1,698.13
24 - HEALTH INS.	35,032.00	41,125.65
25 - DISABILITY	1,536.00	1,204.60
04 - WATER ST. ST	23,095.00	25,413.17
10 - EXPENSES	12,800.00	12,331.87
01 - GENERAL	6,800.00	5,468.41
08 - UNIFORMS	3,500.00	3,014.95
17 - TRAIN&TRAVEL	2,500.00	1,064.51
38 - GRANTS-EQU	0.00	2,784.00
52 - BLDG REPAIRS	0.00	0.00
15 - UTILITIES	9,795.00	8,417.80
01 - ELECTRICITY	3,200.00	2,718.97
02 - HEAT	1,000.00	1,202.50
03 - TELEPHONE	2,800.00	2,070.57
04 - WATER	225.00	233.18
08 - PTC/INTERNET	2,400.00	1,970.00

09 - SEWER	170.00	222.58
20 - MTCE/REPAIRS	500.00	4,663.50
08 - BUILDING	500.00	4,663.50
40 - 2003/679	18,500.00	15,595.82
10 - EXPENSES	18,500.00	15,595.82
50 - GAS/OIL/FUEL	12,000.00	9,699.12
51 - VEH EQU REP	6,500.00	5,896.70
<hr/>		
12 - ACO	8,315.00	9,376.68
01 - PAYROLL	4,415.00	4,412.74
01 - PAYROLL	4,000.00	4,000.00
63 - ACO	4,000.00	4,000.00
02 - FRINGE BENE	415.00	412.74
20 - FICA/MED	310.00	306.00
22 - UNEMPLOY	105.00	106.74
25 - EXPENSES	3,900.00	4,963.94
10 - EXPENSES	3,900.00	4,963.94
24 - SUPPLIES/EQU	500.00	1,563.94
98 - SHELTER CONT	3,400.00	3,400.00
<hr/>		
15 - CEMETERY	5,830.00	3,964.97
25 - OFFICE	5,830.00	3,964.97
10 - EXPENSES	5,600.00	3,783.97
01 - GENERAL	500.00	27.77
09 - EQUIPT RENTL	1,500.00	1,682.99
16 - MEMORIAL DAY	800.00	261.58
24 - SUPPLIES/EQU	500.00	1,335.98
50 - GAS/OIL/FUEL	1,300.00	469.39
51 - VEH EQU REP	1,000.00	6.26
15 - UTILITIES	230.00	181.00
01 - ELECTRICITY	230.00	181.00
<hr/>		
20 - FIRE	45,183.00	39,087.95
01 - PAYROLL	28,673.00	28,495.34
01 - PAYROLL	26,000.00	25,999.72
30 - CHIEF	5,100.00	5,100.00
31 - ASST. CHIEF	2,550.00	2,550.00
32 - VOLUNTEERS	17,850.00	17,849.72
34 - AIR TANK VOL	500.00	500.00
02 - FRINGE BENE	2,673.00	2,495.62
20 - FICA/MED	1,989.00	1,950.72
22 - UNEMPLOY	684.00	544.90
03 - FIRE DEP EXP	14,460.00	8,231.30
10 - EXPENSES	5,650.00	2,325.51
01 - GENERAL	1,000.00	391.85
09 - EQUIPT RENTL	1,400.00	948.00
17 - TRAIN&TRAVEL	1,000.00	0.00
50 - GAS/OIL/FUEL	500.00	92.17
51 - VEH EQU REP	750.00	0.00
52 - BLDG REPAIRS	1,000.00	893.49
15 - UTILITIES	8,810.00	5,905.79
01 - ELECTRICITY	3,760.00	2,774.92
02 - HEAT	4,000.00	1,767.93
03 - TELEPHONE	600.00	921.58
04 - WATER	450.00	441.36
04 - QV FIRE STAT	2,050.00	2,361.31
10 - EXPENSES	250.00	117.72
52 - BLDG REPAIRS	250.00	117.72
15 - UTILITIES	1,800.00	2,243.59
01 - ELECTRICITY	500.00	430.24
02 - HEAT	1,300.00	1,813.35

25 - SEWER	373,100.00	321,958.71
01 - PAYROLL	103,489.00	102,049.98
01 - PAYROLL	72,139.00	71,097.36
40 - SUPERVISOR	46,680.00	47,895.55
41 - OPER. ASST.	8,274.00	8,439.18
42 - FIN. ASST.	14,685.00	14,170.46
98 - OVERTIME	2,500.00	592.17
02 - FRINGE BENE	31,350.00	30,952.62
20 - FICA/MED	5,519.00	5,443.54
22 - UNEMPLOY	849.00	538.38
23 - IRA	1,403.00	62.18
24 - HEALTH INS.	23,079.00	24,455.21
25 - DISABILITY	500.00	453.31
04 - WWTP	214,866.00	176,520.63
05 - SERVICE FEES	9,550.00	9,502.00
01 - REG OF DEEDS	7,800.00	7,752.00
04 - AUDITING	1,750.00	1,750.00
10 - EXPENSES	19,013.00	15,893.29
01 - GENERAL	3,000.00	1,130.49
02 - OFFICE/TRIO	1,213.00	2,174.16
03 - POSTAGE	4,000.00	3,089.32
05 - CELL/PAGERS	1,200.00	2,319.75
08 - UNIFORMS	0.00	178.88
17 - TRAIN&TRAVEL	1,500.00	315.00
80 - LAB SUP/TEST	5,000.00	4,025.68
83 - DEP	3,100.00	2,660.01
13 - CHEMICALS	50,000.00	45,920.00
01 - CHEM#1/CHLOR	40,000.00	34,754.00
03 - CHEM#3/POLY	10,000.00	11,166.00
15 - UTILITIES	28,600.00	18,732.92
01 - ELECTRICITY	15,000.00	9,433.59
02 - HEAT	9,000.00	4,741.44
03 - TELEPHONE	1,600.00	1,109.40
04 - WATER	3,000.00	3,448.49
20 - MTCE/REPAIRS	15,500.00	22,548.78
02 - EQUIPMENT	15,500.00	22,548.78
30 - UNCLASSIFIED	12,000.00	3,400.00
18 - QV SEPTIC	4,500.00	0.00
20 - SEPTAGE NE	7,500.00	3,400.00
40 - BONDS	80,203.00	60,523.64
05 - SWR RESERVE	19,546.00	0.00
14 - SWR DEBT PYM	60,657.00	60,523.64
22 - PUMP TRUCK	19,500.00	19,372.36
10 - EXPENSES	19,500.00	19,372.36
50 - GAS/OIL/FUEL	0.00	600.29
51 - VEH EQU REP	0.00	93.16
54 - TRK PYMT	19,500.00	18,678.91
23 - PLANT TRUCK	4,500.00	1,838.78
10 - EXPENSES	4,500.00	1,838.78
50 - GAS/OIL/FUEL	3,000.00	1,151.69
51 - VEH EQU REP	1,500.00	687.09
28 - VANESSE ROAD	2,045.00	801.86
15 - UTILITIES	2,045.00	801.86
02 - HEAT	1,600.00	302.19
04 - WATER	445.00	499.67
37 - PUMP STATION	28,700.00	21,375.10
15 - UTILITIES	28,700.00	21,375.10
01 - ELECTRICITY	28,700.00	21,375.10
30 - PROGRAMS	17,500.00	17,500.00

01 - DONATIONS	17,500.00	17,500.00
10 - EXPENSES	17,500.00	17,500.00
73 - LIBRARY	8,750.00	8,750.00
74 - SENIOR CITIZ	8,750.00	8,750.00
33 - EDUCATION	2,409,690.00	2,439,496.72
01 - PAYROLL	1,313,750.00	1,421,045.00
30 - UNCLASSIFIED	1,313,750.00	1,421,045.00
99 - EXPENSE	1,313,750.00	1,421,045.00
99 - EXPENSE	1,095,940.00	1,018,451.72
30 - UNCLASSIFIED	1,095,940.00	1,018,451.72
99 - EXPENSE	1,095,940.00	1,018,451.72
34 - SHELLFISH	10,637.00	3,855.41
01 - PAYROLL	10,037.00	2,693.99
01 - PAYROLL	9,100.00	2,450.06
76 - SHELLFISH	9,100.00	2,450.06
02 - FRINGE BENE	937.00	243.93
20 - FICA/MED	697.00	187.44
22 - UNEMPLOY	240.00	56.49
25 - EXPENSES	600.00	1,161.42
10 - EXPENSES	600.00	1,161.42
01 - GENERAL	100.00	0.00
77 - MILEAGE	500.00	1,161.42
35 - GA	2,000.00	240.92
01 - GA	2,000.00	240.92
10 - EXPENSES	2,000.00	240.92
01 - GENERAL	2,000.00	240.92
42 - SERVICES	591,643.00	572,029.82
01 - SERVICES	591,643.00	572,029.82
10 - EXPENSES	591,643.00	572,029.82
30 - STREET LIGHT	25,000.00	20,562.73
31 - HYDRANT	247,400.00	247,400.04
32 - AMBULANCE	114,443.00	114,443.04
33 - SOLID WASTE	200,000.00	183,977.73
79 - RECYCLING	4,800.00	5,646.28
43 - COUNTY TAX	215,506.00	215,506.00
01 - COUNTY TAX	215,506.00	215,506.00
10 - EXPENSES	215,506.00	215,506.00
34 - COUNTY TAX	215,506.00	215,506.00
44 - CITY DEBT	170,288.00	170,078.00
01 - CITY DEBT	170,288.00	170,078.00
40 - BONDS	170,288.00	170,078.00
01 - CONSOLIDATIO	131,668.00	131,668.00
07 - COPIER	4,800.00	4,590.32
12 - HWTRUCK LOAN	33,820.00	33,819.68
45 - AIRPORT	55,351.00	139,786.39
01 - AIRPORT	55,351.00	139,786.39
10 - EXPENSES	20,910.00	106,017.14
06 - FEES	150.00	1,045.00
07 - INSURANCE	1,260.00	1,260.00
14 - AUDITING	1,300.00	1,300.00
50 - GAS/OIL/FUEL	200.00	445.04
82 - AIP MATCH	12,000.00	90,399.43

87 - LOAN PYMT	0.00	11,346.44
99 - EXPENSE	6,000.00	221.23
15 - UTILITIES	4,441.00	3,381.77
01 - ELECTRICITY	1,900.00	1,531.86
02 - HEAT	800.00	422.14
03 - TELEPHONE	1,300.00	986.41
04 - WATER	441.00	441.36
50 - FUEL FARM	30,000.00	30,387.48
01 - FUEL PURCHAS	30,000.00	30,387.48
<hr/>		
47 - WWTP GRANT	0.00	18,526.35
01 - 17-19 UPGRAD	0.00	18,526.35
10 - EXPENSES	0.00	18,526.35
90 - WWTP GRANT	0.00	18,526.35
<hr/>		
50 - WWTP GRANT	0.00	0.00
01 - WWTP GRANT	0.00	0.00
10 - EXPENSES	0.00	0.00
99 - EXPENSE	0.00	0.00
<hr/>		
51 - RESERVES	40,000.00	40,000.00
01 - RES/CAP	40,000.00	40,000.00
10 - EXPENSES	40,000.00	40,000.00
99 - EXPENSE	40,000.00	40,000.00
<hr/>		
52 - ECON. DEV.	0.00	48,740.00
01 - ECON. DEV.	0.00	48,740.00
10 - EXPENSES	0.00	48,740.00
81 - EXPENSES	0.00	48,740.00
<hr/>		
53 - RECREATION	4,000.00	4,925.23
01 - RECREATION	4,000.00	4,925.23
10 - EXPENSES	4,000.00	4,925.23
85 - RECREATION	4,000.00	4,925.23
<hr/>		
54 - OVERLAY	0.00	2,190.04
01 - OVERLAY	0.00	2,190.04
10 - EXPENSES	0.00	2,190.04
97 - ABATEMENTS	0.00	2,190.04
<hr/>		
55 - INSURANCE	65,267.00	65,714.93
01 - INSURANCE	65,267.00	65,714.93
25 - INSURANCE	65,267.00	65,714.93
07 - WORKERS COMP	28,967.00	23,658.50
09 - PERF. BONDS	1,300.00	1,663.00
10 - RISK MGMT	35,000.00	33,573.00
12 - LIGHT POLE	0.00	6,820.43
<hr/>		
57 - FEMA	0.00	2,377.50
01 - FEMA ANALYSI	0.00	2,377.50
10 - EXPENSES	0.00	2,377.50
99 - EXPENSE	0.00	2,377.50
<hr/>		
58 - PUB. OFF.	1,500.00	743.55
01 - PUB. OFF.	1,500.00	743.55
10 - EXPENSES	1,500.00	743.55
17 - TRAIN&TRAVEL	1,500.00	743.55

59 - CITY OWNED	0.00	4,140.00
01 - SALES PP	0.00	4,140.00
10 - EXPENSES	0.00	4,140.00
99 - EXPENSE	0.00	4,140.00
<hr/>		
62 - MILL	99,029.00	176,703.79
99 - EXPENSE	99,029.00	176,703.79
15 - UTILITIES	43,000.00	74,697.89
01 - ELECTRICITY	5,000.00	18,482.07
02 - HEAT	35,000.00	49,218.53
04 - WATER	2,500.00	6,346.88
09 - SEWER	500.00	650.41
20 - MTCE/REPAIRS	5,000.00	23,198.33
08 - BUILDING	5,000.00	23,198.33
25 - INSURANCE	51,029.00	52,011.59
02 - MULTI PERIL	51,029.00	52,011.59
30 - UNCLASSIFIED	0.00	26,795.98
99 - EXPENSE	0.00	26,795.98
<hr/>		
63 - A & P	4,820.00	22,434.76
99 - EXPENSE	4,820.00	22,434.76
15 - UTILITIES	4,820.00	4,555.15
01 - ELECTRICITY	2,800.00	2,718.97
02 - HEAT	1,600.00	1,380.42
04 - WATER	250.00	275.48
09 - SEWER	170.00	180.28
20 - MTCE/REPAIRS	0.00	17,879.61
08 - BUILDING	0.00	17,879.61
<hr/>		
64 - LANDFILL REM	11,972.00	307,416.04
01 - LANDFILL REM	11,972.00	307,416.04
10 - EXPENSES	11,972.00	307,416.04
87 - LOAN PYMT	11,972.00	11,970.92
99 - EXPENSE	0.00	295,445.12
<hr/>		
68 - SUMMER LUNCH	0.00	1,385.80
01 - SUMMER LUNCH	0.00	1,385.80
10 - EXPENSES	0.00	1,385.80
99 - EXPENSE	0.00	1,385.80
<hr/>		
80 - CDBG	0.00	646,062.00
07 - MICROENTERPR	0.00	4,630.00
98 - CDBG	0.00	4,630.00
10 - MICROENTERPR	0.00	4,630.00
08 - BREAKWATER	0.00	641,432.00
98 - CDBG	0.00	641,432.00
11 - BREAKWATER	0.00	641,432.00
<hr/>		
82 - HOLMES SCHOL	0.00	75.00
99 - EXPENSE	0.00	75.00
10 - EXPENSES	0.00	75.00
99 - EXPENSE	0.00	75.00
<hr/>		
84 - WALLACE SCHO	0.00	500.00
99 - EXPENSE	0.00	500.00
30 - UNCLASSIFIED	0.00	500.00
80 - SCHOLARSHIP	0.00	500.00
<hr/>		
85 - HOMELAND SEC	0.00	6,162.00

01 - HOMELAND SEC	0.00	6,162.00
84 - HOMELAND SEC	0.00	6,162.00
01 - PORTABLE RAD	0.00	6,162.00
86 - WALSH SCHOL	0.00	500.00
99 - EXPENSE	0.00	500.00
30 - UNCLASSIFIED	0.00	500.00
80 - SCHOLARSHIP	0.00	500.00
91 - MOONLIGHT MO	0.00	900.00
01 - MOONLIGHT MO	0.00	900.00
82 - MOONLIGHT MO	0.00	900.00
99 - MOONLIGHT MO	0.00	900.00
93 - MAKING HEADW	1,000.00	864.32
01 - MAKING HEADW	1,000.00	864.32
10 - EXPENSES	1,000.00	864.32
01 - GENERAL	1,000.00	864.32
94 - BIKE MAINE	1,000.00	2,038.42
01 - BIKE MAINE	1,000.00	2,038.42
10 - EXPENSES	1,000.00	2,038.42
01 - GENERAL	1,000.00	2,038.42
95 - CONNECTME	0.00	18,750.00
01 - CONNECTME	0.00	18,750.00
83 - CONNECTME	0.00	18,750.00
99 - CONNECTME	0.00	18,750.00
96 - COMP PLAN	0.00	7,244.45
01 - AGE FRIENDLY	0.00	7,244.45
94 - COMP PLAN	0.00	7,244.45
01 - AGE FRIENDLY	0.00	7,244.45
97 - MICRO LOAN	0.00	24,557.49
99 - EXPENSE	0.00	24,557.49
30 - UNCLASSIFIED	0.00	24,557.49
99 - EXPENSE	0.00	24,557.49
Final Totals	5,014,361.00	6,266,440.78

REVENUE SUMMARY REPORT

Account	Budget Net	YTD Net
01 - ADMIN	153,370.00	3,317,332.10
03 - CLERK & AGENT FEE	8,400.00	8,087.80
04 - PLUMBING PERMIT FEES	250.00	270.00
05 - TAX COMMITMENT	0.00	3,080,606.62
06 - TAX LIEN FEE	9,000.00	6,720.93
07 - TAX INTEREST	23,000.00	23,925.58
08 - VETERANS REIMBURSEMENT	4,675.00	4,944.00
09 - TREE GROWTH REIMBURSEMENT	900.00	910.63
10 - BLDG PERMITS	900.00	971.80
11 - RENT & SALE OF CITY PROPERTY	0.00	3,778.10
12 - STATE REVENUE SHARING	95,000.00	87,153.41
13 - PARKS' FEE SHARING	3,500.00	5,607.90
14 - EARTH MOVING PERMITS	30.00	20.00
15 - SNOWMOBILE REFUND	115.00	66.20
18 - INVESTMENT INTEREST	1,500.00	2,896.08
23 - HOMESTEAD EXEMPTION	0.00	75,204.00
25 - AMBULANCE	1,800.00	1,800.00
30 - MEMIC INS REIM	0.00	7,591.01
36 - BETE REIM	0.00	3,975.00
37 - ME COST HERT TRST IN LIEU	0.00	1,375.00
99 - ADMIN MISC.	4,300.00	1,428.04
05 - PUBLIC WKS	206,000.00	229,208.73
01 - H.D. EXCISE	183,000.00	206,834.74
02 - ROAD AID	20,000.00	21,236.00
04 - H.D. MISC.	3,000.00	1,137.99
10 - POLICE PROTECTION	550.00	7,336.05
01 - GUN PERMITS	0.00	25.00
02 - PARKING TICKETS	0.00	50.00
03 - ACCIDENT REPORTS	50.00	70.00
04 - COURT FEES	0.00	50.00
05 - SPECIAL DETAIL	0.00	6,060.05
06 - ANIMAL CTRL	500.00	1,081.00
12 - ACO	0.00	125.00
01 - FINES	0.00	125.00
15 - CEMETERY	7,940.00	6,335.00
01 - PERPETUAL CARE	1,700.00	1,301.50
02 - LOT SALES	2,000.00	1,287.50
03 - CEMETERY PREPARATIONS	4,000.00	3,550.00
06 - BURIAL PERMITS	240.00	196.00
20 - FIRE	0.00	2.00
02 - REPORTS	0.00	2.00
25 - SEWER	373,100.00	288,994.09
01 - SEWER BILLING REVENUE	357,100.00	270,051.75
02 - SEWER INTEREST REVENUE	2,200.00	2,633.07
03 - SEWER LIEN REVENUE	13,800.00	16,309.27

33 - EDUCATION	933,462.00	1,493,001.66
01 - STATE REVENUE	168,213.00	564,779.30
03 - LUNCH MONEY	28,500.00	85,478.94
04 - CITY TRANSFER	736,749.00	0.00
99 - MISC	0.00	842,743.42
34 - SHELLFISH WARDEN	2,500.00	2,588.00
01 - FINES	500.00	18.00
02 - LICENSE SALES	2,000.00	2,570.00
35 - GENERAL ASSISTANCE	800.00	168.64
01 - GA STATE	800.00	168.64
42 - SERVICES	1,300.00	1,744.30
79 - RECYCLING MONIES	1,300.00	1,744.30
45 - AIRPORT	46,100.00	43,581.97
03 - AIP ASSOCIATION MATCH	4,000.00	0.00
04 - HANGAR LEASE	2,100.00	1,685.00
06 - AIRPORT MISC	12,000.00	12,000.00
07 - FUEL FARM SALES	28,000.00	29,896.97
52 - ECONOMIC DEVELOPMENT	0.00	22,764.91
01 - PAYBACK	0.00	22,764.91
53 - RECREATION	0.00	229.50
01 - RECREATION	0.00	229.50
55 - INSURANCE	0.00	6,820.43
01 - LIGHT POLE	0.00	6,820.43
59 - CITY OWNED PROPERTY	0.00	5,025.00
01 - SALE PERSONAL PROPERTY	0.00	5,025.00
62 - MILL	102,000.00	25,475.00
01 - RENTAL SPACE	0.00	6,625.00
03 - MILLENIUM MARINE	102,000.00	18,850.00
63 - A & P	9,000.00	2,625.00
07 - RENT	9,000.00	2,625.00
64 - LANDFILL REMEDIATION	15,000.00	283,394.76
01 - LOAN PAYMENT	15,000.00	241,000.00
02 - STATE REIMBURSEMENT	0.00	42,394.76
68 - SUMMER LUNCH PROGRAM	0.00	333.18
01 - SUMMER FOOD	0.00	333.18
75 - HARBOR	850.00	0.00
02 - BOAT EXCISE	850.00	0.00
80 - CDBG	0.00	645,992.00
07 - MICROENTERPRISE	0.00	4,560.00
08 - BREAKWATER GRANT	0.00	641,432.00
85 - 2016 HOMELAND SECURITY GRANTS	0.00	6,162.00
01 - REIMBURSEMENT	0.00	6,162.00

91 - MOONLIGHT MOVIES	0.00	978.56
01 - MOONLIGHT MOVIES	0.00	978.56
93 - MAKING HEADWAY	1,000.00	0.00
01 - MAKING HEADWAY	1,000.00	0.00
94 - BIKE MAINE	1,000.00	1,650.00
01 - BIKE MAINE	1,000.00	1,650.00
95 - CONNECTME GRANT	0.00	18,750.00
01 - CONNENTME GRANT DRAWDOWNS	0.00	18,750.00
96 - COMPRENHENSIVE PLAN	0.00	8,000.00
01 - AGE FRIENDLY GRANT	0.00	8,000.00
97 - MICRO LOAN	0.00	3,213.42
02 - INTEREST	0.00	3,213.42
99 - SCHOLARSHIPS	0.00	1,000.00
04 - WALLACE INTEREST	0.00	500.00
05 - WALSH INTEREST	0.00	500.00
Final Totals	1,853,972.00	6,422,831.30