

The University of Maine DigitalCommons@UMaine

University of Maine Office of Research and
Sponsored Programs: Grant Reports

Special Collections


6-2014

Flocculation, Optics and Turbulence in the Community Sediment Transport Model System: Application of OASIS Results

Emmanuel Boss

Principal Investigator; University of Maine, Orono, emmanuel.boss@maine.edu

Follow this and additional works at: https://digitalcommons.library.umaine.edu/orsp_reports

 Part of the [Environmental Indicators and Impact Assessment Commons](#), and the [Oceanography Commons](#)

Recommended Citation

Boss, Emmanuel, "Flocculation, Optics and Turbulence in the Community Sediment Transport Model System: Application of OASIS Results" (2014). *University of Maine Office of Research and Sponsored Programs: Grant Reports*. 7.
https://digitalcommons.library.umaine.edu/orsp_reports/7

This Open-Access Report is brought to you for free and open access by DigitalCommons@UMaine. It has been accepted for inclusion in University of Maine Office of Research and Sponsored Programs: Grant Reports by an authorized administrator of DigitalCommons@UMaine. For more information, please contact um.library.technical.services@maine.edu.

**Flocculation, Optics and Turbulence in the Community Sediment Transport
Model System: Application of OASIS Results**

Final Report
Submitted to the Office of Naval Research

Emmanuel Boss
School of Marine Sciences
5706 Aubert Hall
University Of Maine
Orono, Maine, USA 04469-5706
phone: (207) 581-4378 fax: (207) 581-4388 email: emmanuel.boss@maine.edu
<http://misclab.umeoce.maine.edu/index.php>
Grant Number: N000141010508

In collaboration with:

Paul S. Hill
Department of Oceanography
Dalhousie University
Halifax, Nova Scotia, CANADA B3H 4J1
phone: (902) 494-2266 fax: (902) 494-3877 email: paul.hill@dal.ca

Brent Law and Timothy G. Milligan
Fisheries and Oceans Canada
Bedford Institute of Oceanography
1 Challenger Drive
Dartmouth, Nova Scotia, CANADA B2Y 4A2
phone: (902) 426-3273 fax: (902) 426-6695 email: milligant@mar.dfo-mpo.gc.ca

Chris R. Sherwood
Woods Hole Oceanographic Institution
U. S. Geological Survey, Coastal and Marine Geology
384 Woods Hole Road, Woods Hole, MA 02543-1598
phone: 508-457-2269 fax: 508-457-2310 e-mail: csherwood@usgs.gov

LONG-TERM GOALS

The goal of this research is to develop greater understanding of the how the flocculation of fine-grained sediment responds to turbulent stresses and how this packaging of sediment affects optical and acoustical properties in the water column. Achieving these goals will improve the skill of sediment transport models and hence prediction of underwater visibility.

OBJECTIVES

1. Quantify the effects of aggregation dynamics on the size distribution of particles in the bottom boundary layer;
2. Quantify how changes in particle packaging affect the optical and acoustical properties of the water column.
3. Develop models describing the associations between particle aggregation, stress, and the acoustical and optical fields.

APPROACH

The approach is to obtain measurements that permit comparisons of temporal evolution of bottom stress, suspended particle size, and optical and acoustical properties in the bottom boundary layer. We measure optical and acoustical properties of the water column by coupling an ac-9 (9 wavelength absorption and attenuation) and a two backscattering + CDOM fluorometer to the USGS tripod on their profiling arm (hence resolving the first 2m of the bottom boundary layer). Coupling the ac-9 with a switch and a filter, we are able to obtain calibration independent optical properties of particles (Slade et al., 2010) which provide us concentration, size and compositional information regarding the particles. In addition, it allows us to obtain the parameters needed to compute underwater visibility and provide the inputs necessary to Dr. N. Farr's group to model the optical field affecting underwater optical communication.

Collaborating with Dr. Hill, Sherwood and Trowbridge, our data will be used to develop and constrain a sediment concentration module that will be incorporated to the Community Sediment Transport Modeling System (CSTMS).

WORK COMPLETED

We participated in the field experiment at MVCO in Sep. 2011 at the Martha's Vineyard Coastal Observatory where we integrated our instrument into the USGS tripod which resolves the bottom 2m of the bottom boundary layer. We processed the data and submitted it to a public data base. Processed data has been made public on the web in conjunction with the USGS data (<http://pubs.usgs.gov/of/2012/1178/digdatafiles.html>). We have been working on two manuscript pertaining to this deployment. Work has been presented at the Ocean Sciences conference in 2014 and will be presented at Ocean Optics 2014 in the coming fall.

RESULTS

The data set collected at MVCO in the fall of 2011 using the USGS profiling system (Fig. 1) is unique in its ability to span the bottom 2m of the bottom boundary layer (BBL, Fig. 2) hence allowing us to further our understanding of particulate properties and their dynamics in the BBL. We observe strong

gradients in time and space between different properties (e.g. Fig. 2 for optical transmission and acoustic backscattering). Each property measured allows us to compute a settling velocity by fitting a Rouse profile to the data (balancing turbulent resuspension, estimated from measured shear with settling), and provide settling estimate which are consistent with our understanding of what these parameter as sensitive to (Fig. 3).

With our OASIS support we continued to work on developing a theoretical understanding to the optical properties of aggregate particles (Stemmann and Boss, 2012) and analysis of the effect of size and packaging on acoustical backscattering (Russo and Boss, 2012ab). These studies suggest that current off-the-shelf ADV technology can provide realistic estimate of mass concentration but that packaging state of the particles have a great effect on backscattering and need to be taken into account for realistic estimates of particulate mass using acoustics.

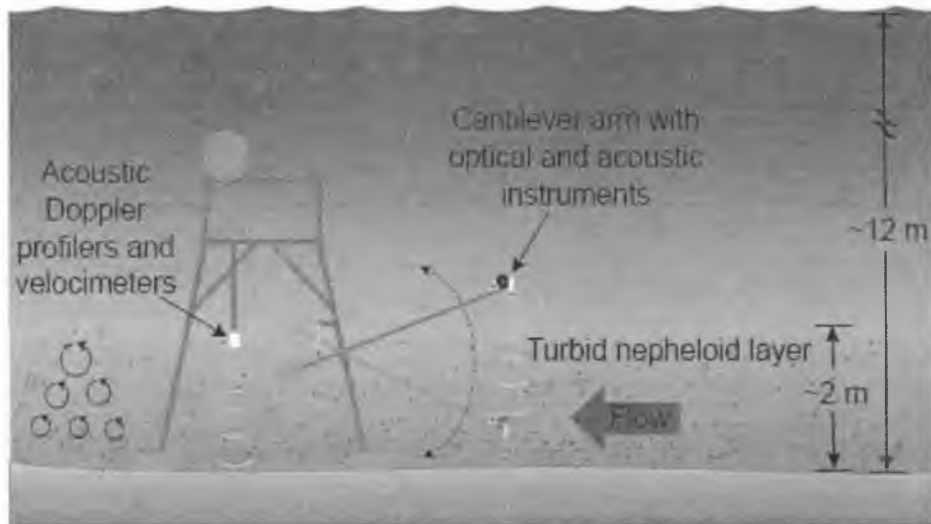


Figure 1. Illustration of the profiling tripod with instruments on a cantilever arm for profiling particle distributions in the bottom boundary layer. (Illustration by P. Dickhudt).




Figure 2. Time series of profiles of beam attenuation at 650 nm from the ac-9 (top panel, units are m^{-1}) and acoustic backscatter intensity at 4 MHz, measured 0.2 m from the transducer (units are decibels). Differences in the amplitude, duration, and vertical gradients in the response of the optical and acoustic proxies for suspended material are caused by changes in the concentration, size, composition and degree of aggregation of the particles in suspension.

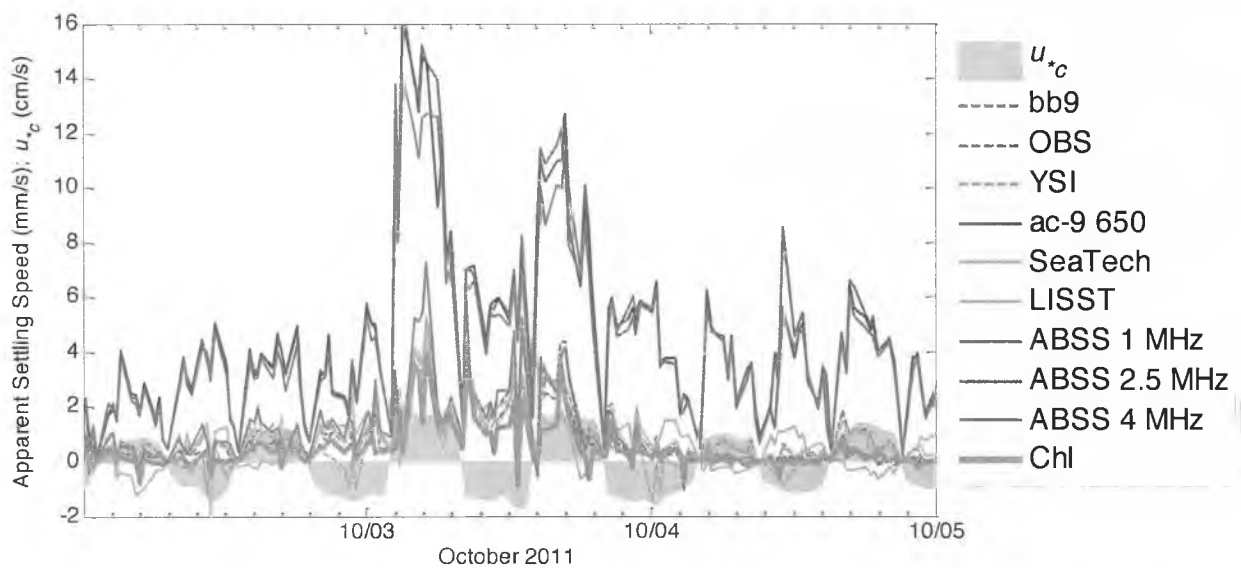


Figure 3. Time series of settling velocity inferred from different measurements by fitting a Rouse profile to them. Each parameter provide a different estimate as it is sensitive to different particles (e.g. ABSS acoustic is most sensitive to sand particles, LISST to aggregate, beam attenuation to particles smaller than $20\mu\text{m}$ and chlorophyll to phytoplankton).

IMPACT/APPLICATIONS

The high-resolution time series of particle, optical, and acoustical properties provide us for the first time the possibility to constrain settling velocity of different particles in the BBL needed to understand clearing rates in the BBL. This is a crucial input to visibility models as well as those for sediment transport. Showing that each type of particles is distributed differently suggest we need to separate them in modeling.

RELATED PROJECTS

Instruments used in this work have been purchased through a DURIP grant (N000141010776 to E. Boss)

Observations made as part of the RIVET DRI are similar to OASIS measurements. They will help to broaden our understanding of the links between particle, optical properties and their remote sensing signatures (N000141210106 to E. Boss, collaborating with P. Hill and T. Milligan).

PUBLICATIONS

Russo, C.R. and E.S. Boss, 2012. An evaluation of acoustic doppler velocimeters as sensors to obtain the concentration of suspended mass in water, *Journal of Atmospheric and Oceanic Technology*, 29, 755-761 [published, refereed]

Stemmann, L., and E. Boss, 2012. Plankton and particle size and packaging: From determining optical properties to driving the biological pump, *Annu. Rev. Mar. Sci.* 2012, 4:263-290. [published, refereed]