

St. John's University School of Law

St. John's Law Scholarship Repository

Faculty Publications

2005

Did the Private Securities Litigation Reform Act Work?

Michael A. Perino

St. John's University School of Law

Follow this and additional works at: https://scholarship.law.stjohns.edu/faculty_publications



Part of the [Business Organizations Law Commons](#), [Civil Procedure Commons](#), [Legislation Commons](#), and the [Securities Law Commons](#)

Recommended Citation

Perino, Michael A., "Did the Private Securities Litigation Reform Act Work?" (2005). *Faculty Publications*. 80.

https://scholarship.law.stjohns.edu/faculty_publications/80

This Article is brought to you for free and open access by St. John's Law Scholarship Repository. It has been accepted for inclusion in Faculty Publications by an authorized administrator of St. John's Law Scholarship Repository. For more information, please contact selbyc@stjohns.edu.

DID THE PRIVATE SECURITIES LITIGATION REFORM ACT WORK?[†]

Michael A. Perino*

In 1995 Congress passed the Private Securities Litigation Reform Act (the PSLRA or the Act) to address abuses in securities fraud class actions. In the wake of Enron, WorldCom, Adelphia, and other high profile securities frauds, critics suggest that the law made it too easy to escape liability for securities fraud and thus created a climate in which frauds are more likely to occur. Others claim that the Act has largely failed because it did little to deter plaintiffs' lawyers from filing nonmeritorious cases. This article employs a database of the 1449 class actions filed from 1996 through 2001 to explore whether the Act achieved several of its primary goals—discouraging the filing of nonmeritorious suits, reducing litigation risk for high technology issuers, and reducing the “race to the courthouse” whereby class actions were filed soon after significant stock price declines, apparently with very little prefiling investigation.

The picture that emerges from studying these data is that the PSLRA did not work as intended. This article demonstrates that as many, if not more, class actions are filed after the Act as before. High technology issuers remain at significantly greater risk than issuers in other industries. There is statistically significant evidence, however, that suggests that the Act improved overall case quality at least in the circuit that most strictly interprets one of the Act's key provisions, a heightened pleading standard. The data also demonstrate that Congress did not achieve its goal of increasing the filing delay in class actions. Actions are filed as quickly now as they were before the Act's passage. Nonetheless, that too may provide indirect evidence that plaintiffs' attorneys are selecting more apparent cases of fraud that require less prefiling investigation.

[†] © Michael A. Perino. 2002. All rights reserved.

* Justin W. D'Atri Visiting Professor of Law, Business and Society, Columbia University School of Law; Associate Professor, St. John's University School of Law.

I would like to thank Vik Khanna, Paul Kirgis, Don Langevoort, Richard Painter, Hillary Sale, Michael Simons, Susan Stabile, and Brian Tamanaha for helpful comments and suggestions and John DiBari and Nicole Fusilli for excellent research assistance. All errors are my own.

I. INTRODUCTION

In 1995 Congress set out to fix securities class action litigation when it passed the Private Securities Litigation Reform Act (the PSLRA, the Act, or the Reform Act).¹ The Reform Act was designed to address a number of perceived abuses in these cases. In large part, its solution was to create a series of procedural hurdles that make it more difficult for plaintiffs' attorneys to bring and maintain nonmeritorious securities fraud class actions.²

The PSLRA has been enveloped in controversy since before its enactment. Critics of the Act, including President Clinton who initially vetoed the legislation, charged that the PSLRA would set too high a barrier for plaintiffs pursuing legitimate fraud claims.³ They claimed that the Act amounted to little more than a wish list for high technology companies and the accounting industry, both of which sought unwarranted protection from largely meritorious securities class actions.⁴ Today, in light of high-profile scandals like Enron, WorldCom, and Adelphia, detractors suggest that the law made it too easy to escape liability for securities fraud and thus created a climate in which frauds are more likely to occur.⁵ By contrast, others claim that the PSLRA has largely failed because it did little to prevent plaintiffs' lawyers from filing nonmeritorious cases.⁶

1. Private Securities Litigation Reform Act, Pub. L. No. 104-67, 109 Stat. 737 (1995) (codified in scattered sections of 15 U.S.C.). For a comprehensive analysis of case law interpreting the PSLRA, see MICHAEL A. PERINO, *SECURITIES LITIGATION AFTER THE REFORM ACT* (2001).

2. Congress did not define "nonmeritorious" or "frivolous" with precision. This Article relies on two definitions of nonmeritorious that seem to capture most of what Congress had in mind. First, nonmeritorious class actions are those that are filed for their settlement value because plaintiffs have a negative expected value of proceeding to trial. See James Bohn & Stephen Choi, *Fraud in the New-Issues Market: Empirical Evidence on Securities Class Actions*, 144 U. PA. L. REV. 903, 918 (1996). This would include actions in which the attorney knows facts that indicate that the defendant would prevail at trial. Second, nonmeritorious cases include cases in which the attorney has engaged in inadequate pre-filing investigation and therefore does not know whether the claim is legitimate or nonmeritorious and it turns out to be the latter. See Robert Bone, *Modeling Frivolous Suits*, 145 U. PA. L. REV. 519, 533 (1997).

3. See *infra* notes 73-75 and accompanying text.

4. S. REP. NO. 104-98, at 36-39 (1995), reprinted in 1995 U.S.C.A.N. 679, 714-17 [hereinafter SENATE REPORT] (additional views of Senators Sarbanes, Bryan, and Boxer).

5. Robert S. Greenberger, *Questioning the Books: Panel, in Enron's Wake, to Review Lawsuit Curbs*, WALL ST. J., Feb. 6, 2002, at A8; Stephen Labaton, *Now Who, Exactly, Got Us into This?*, N.Y. TIMES, Feb. 3, 2002, § 3, at 1; Tamara Loomis, *Enron and Reform: Congress Is Looking at Securities Litigation Law*, N.Y. L.J., Mar. 28, 2002, at 5. But see Rachel McTague, *Pitt Says Don't Change Independence Rules, Favors Much of the House Reform Bill*, 34 SEC. REG. & L. REP. (BNA) 488 (2002) (citing testimony of SEC Chairman Harvey Pitt that "[i]n my view, there is absolutely no connection that has been shown between the collapse of Enron and the Private Securities Litigation Reform Act, absolutely none").

6. See, e.g., Jordan Eth & Daniel S. Drosman, *The Private Securities Litigation Reform Act: Five Years Young*, 34 REV. SEC. & COMM. REG. 153 (2001); Steve Sawyer & Bill Ballowe, *Class Action Reform: What Went Wrong?*, 23 CORP. BOARD 12, 12 (Jan./Feb. 2002); C. Evan Stewart, *Caveat 'Reformers': Lessons Not to Be Learned from Enron's Collapse*, 34 SEC. REG. & L. REP. (BNA) 310, 311 (2002).

This article explores the debate by asking whether there is any evidence that Congress achieved several of the PSLRA's primary goals. First, the PSLRA was intended to reduce the costs that securities class actions impose on the capital markets by discouraging the filing of non-meritorious suits.⁷ Second, Congress wanted to reduce litigation risk for high technology issuers, which it found were disproportionately targeted in securities class actions.⁸ Third, Congress wanted to reduce the "race to the courthouse" whereby class actions were filed soon after significant stock price declines, apparently with very little pre-filing investigation.⁹ To explore whether the Reform Act achieved these goals, this article uses a database of 1,449 securities fraud class actions filed in federal court from 1996 to 2001, the first six years after passage of the PSLRA.¹⁰

The picture that emerges from studying these data is complicated. It seems clear, however, that the PSLRA did not work as its backers intended. The best available evidence suggests that there are as many, if not more, class actions filed annually after passage of the PSLRA as before. Those actions appear to be filed just as quickly and high technology issuers are sued just as frequently. Nonetheless, these findings do not mean that the Reform Act did not achieve any of its goals. There is at least some preliminary evidence suggesting that overall case quality after the PSLRA improved, particularly in the circuit that most strictly interprets one of the Act's key provisions, a heightened pleading requirement.¹¹

Part II begins by providing a brief overview of the congressional and academic debate over securities litigation and on the PSLRA. Part II also briefly describes the PSLRA provisions that are primarily addressed in this article: (i) the lead plaintiff provisions, which were intended to reduce the race to the courthouse and increase institutional investor participation in class actions; (ii) the heightened pleading standard, which was intended to reduce the incidence of nonmeritorious filings; (iii) the safe harbor for forward-looking statements, which was intended to protect issuers, especially high technology issuers, that made predictive statements; and (iv) the discovery stay, which was intended to decrease plaintiffs' attorneys ability to impose costs on defendants before a court reviewed the legal sufficiency of the complaint.

Part III then turns to the empirical analysis by describing the sample used in the article and by discussing the overall incidence of litigation before and after the Reform Act. The data in this section demonstrate that passage of the PSLRA is not correlated with a statistically significant de-

7. See *infra* Part III.

8. See *infra* Part V.

9. See *infra* Part VI.

10. These are by no means the only goals. For example, Congress enacted a safe harbor provision to encourage issuers to disclose more forward-looking information. See 15 U.S.C. §§ 77z-2, 78u-5 (2000). For additional discussion of the safe harbor, see *infra* Part II.C.

11. See *infra* Part IV.B.

cline in class actions filings, but rather an apparent increase.¹² The data in part III also demonstrate that litigation risk (as measured by the rate of litigation against publicly traded issuers) is somewhat higher, but that the difference is statistically insignificant.¹³ Other studies suggest that filings have increased substantially given historic relationships between class action filings and overall market returns. In sum, available evidence suggests that passage of the PSLRA is correlated with either no change or an increase in class action filings, not the decrease Congress sought.

What explains this unexpected result? Some scholars have suggested that the PSLRA might increase both the level of litigation and the level of fraud in the markets if it decreased the chances of a successful suit.¹⁴ In other words, the PSLRA may have decreased class actions' ability to deter fraud. This article does not seek to disprove this hypothesis; rather, it suggests an alternative one—that increased filings may represent a portfolio diversification strategy on the part of plaintiffs' attorneys in response to the increased risk associated with post-PSLRA litigation. Part III then reviews available data on dismissals, sanctions, and settlements to support this hypothesis.

Part IV focuses on the geographical distribution of securities class action filings. This part seeks to determine whether there is any evidence that different interpretations of the PSLRA's heightened pleading standard are correlated with shifts in where class actions are filed. Such shifts may provide indirect evidence with respect to the pleading standard's effect on the incentive to file marginal or nonmeritorious cases. The data in part IV demonstrate a statistically significant decline in class action filings in the Ninth Circuit, the circuit that adopted the most rigorous interpretation of the pleading standard in *In re Silicon Graphics, Inc. Securities Litigation*.¹⁵ Moreover, in comparison to a sample of actions filed in other circuits after *Silicon Graphics*, Ninth Circuit actions have a statistically greater percentage of what appear to be the strongest allegations (i.e., allegations of both accounting misrepresentations and trading by insiders during the class period). At the same time, the Ninth Circuit cases have a lower proportion of facially weak cases (i.e., those that rely exclusively on allegations that issuers made false or misleading predictive statements). The Ninth Circuit cases also have statistically larger market losses at the end of the class period.

These data suggest at least two explanations. One possibility is that stricter application of the PSLRA's heightened pleading standard may cause plaintiffs' attorneys to bring better quality cases. Stricter applica-

12. See *infra* notes 103–09 and accompanying text.

13. See *infra* notes 113–15 and accompanying text.

14. Antonio E. Bernardo et al., *A Legal Theory of Presumptions*, 16 J.L. ECON. & ORG. 1, 31–32 (2000).

15. 183 F.3d 970, 974 (9th Cir. 1999).

tion may also create greater risk for plaintiffs' attorneys and therefore cause them to focus on cases in which potential damages are greater.

Part V analyzes litigation against high technology issuers. It finds that high technology companies face a significantly higher risk of litigation than issuers in other industries, a finding that is consistent with past studies. This higher risk may be due to higher levels of stock-based compensation in the high technology industry and the concomitant higher levels of insider stock sales. Allegations of improper insider trading are significantly more frequent among high technology issuers. Stock sales also appear to make the consequences of missed forecasts more significant for high technology companies. Cases that combine missed forecasts with insider sales are significantly more frequent among high technology defendants.

Part VI examines whether the PSLRA has affected the speed with which actions are brought following the end of the class period. The earliest studies suggested an increase in filing delay under the Reform Act, but this result seems to have been transitory. Indeed, contrary to Congress's expectations, there has been a steady decline in filing delay over the last five years. These data suggest that the initial increase in filing delay was attributable more to learning curve effects and less to the need to do more pre-filing investigation. To determine what role pleading standards play in filing speed, part VI compares filings in the Ninth Circuit with filings in other circuits. Although the Ninth Circuit should be the circuit with the greatest need for extensive pre-filing investigation, it actually has filing delays that are significantly shorter than filing delays in other circuits. One possible explanation for this anomalous result is that the presence of a rigorous pleading standard has caused plaintiffs' attorneys to focus their efforts on more obvious cases of fraudulent conduct that require less pre-trial investigation. In other words, although the PSLRA did not affect filing delay, it may have affected case quality as Congress intended.

Part VII discusses additional research questions and the normative implications of this empirical analysis. It concludes that the PSLRA may have been somewhat successful in reducing the incidence of nonmeritorious filings, but that success has been somewhat inhibited by the differences in pleading standards among the circuits. Because the *Silicon Graphics* standard effectively converts a motion to dismiss into an early judicial screen of the merits of the action and the adequacy of counsel's investigation, courts in other circuits should emulate the Ninth Circuit and more closely scrutinize complaints at the pleading stage. If any additional reforms are necessary to further deter nonmeritorious cases (and at this point it is unclear that such changes are necessary), they should directly target the incentive structures that encourage those suits. There are at least three ways to do so: (i) creating a more meaningful threat of sanctions for nonmeritorious class actions; (ii) altering the method for

calculating damages; or (iii) encouraging courts to reduce attorney's fee awards.

II. THE CONGRESSIONAL AND ACADEMIC DEBATE OVER SECURITIES LITIGATION AND THE PSLRA

There is a well-established academic critique of private enforcement of the federal securities laws that underlies Congress's debate over the relative costs and benefits of securities class action litigation.¹⁶ Such litigation is premised on a private attorney's general model.¹⁷ Giving private attorneys a financial stake in the outcome of a case effectively deputizes them to search out fraud cases that the resource-constrained SEC may be unable to bring.¹⁸ Compensation of attorneys performing this function is invariably through contingency fees. Those fees, which historically have ranged from twenty to thirty percent of the recovery,¹⁹ are intended to compensate attorneys for litigation risk and for the costs associated with searching out and prosecuting fraud claims.²⁰

If structured properly, requiring corporations and individuals that commit securities fraud to pay damages can deter future violations and can provide defrauded investors with some compensation for their losses.²¹ In adopting the PSLRA, Congress expressly adopted this view, long espoused by courts,²² the SEC,²³ and plaintiffs' class action attor-

16. For additional analysis of the Reform Act's legislative history, see John W. Avery, *Securities Litigation Reform: The Long and Winding Road to the Private Securities Litigation Reform Act of 1995*, 51 BUS. LAW. 335 (1996); Michael A. Perino, *Fraud and Federalism: Preempting Private State Securities Fraud Causes of Action*, 50 STAN. L. REV. 273, 288-98 (1998); Joel Seligman, *The Private Securities Reform Act of 1995*, 38 ARIZ. L. REV. 717 (1996).

17. The term derives from Judge Frank's decision in *Associated Industries v. Ickes*, in which Frank used the term to refer to any private person who "vindicate[s] the public interest." 134 F.2d 694, 704 (2d Cir. 1943).

18. Bryant Garth et al., *The Institution of the Private Attorney General: Perspectives from an Empirical Study of Class Action Litigation*, 61 S. CAL. L. REV. 353, 360-66 (1988); see also GAO, SEC OPERATIONS: INCREASED WORKLOAD CREATES CHALLENGES 11-14, 19 (2002) (noting that SEC staff resources impose various constraints on enforcement proceedings).

19. See John C. Coffee, Jr., *The Regulation of Entrepreneurial Litigation: Balancing Fairness and Efficiency in the Large Class Action*, 54 U. CHI. L. REV. 877, 889-90 (1987).

20. John C. Coffee, Jr., *Understanding the Plaintiff's Attorney: The Implications of Economic Theory for Private Enforcement of Law Through Class and Derivative Actions*, 86 COLUM. L. REV. 669, 679 (1986) (noting that the "system should encourage the attorney to invest in search costs and seek out violations of the law that are profitable for him to challenge . . .").

21. Joel Seligman, *The Merits Do Matter: A Comment on Professor Grundfest's "Disimplying Private Rights of Action Under the Federal Securities Laws: The Commission's Authority"*, 108 HARV. L. REV. 438, 441, 455-56 (1994).

22. *Lampf, Pleva, Lipkind, Prupis & Petigrow v. Gilbertson*, 501 U.S. 350, 376 (1991) (Kennedy, J., dissenting); *Bateman Eichler, Hill Richards, Inc. v. Berner*, 472 U.S. 299, 310 (1985); *Blue Chip Stamps v. Manor Drug Stores*, 421 U.S. 723, 730 (1975); *J.I. Case Co. v. Borak*, 377 U.S. 426, 432 (1964).

23. See *Private Litigation Under the Federal Securities Laws: Hearings Before the Subcomm. on Sec. of the Senate Comm. on Banking, Hous. & Urban Affairs*, 103d Cong. 111 (1993) [hereinafter *1993 Senate Hearings*] (statement of William McClucas, Director, Division of Enforcement, SEC); Joseph A. Grundfest, *Disimplying Private Rights of Action Under the Federal Securities Laws: The Commission's Authority*, 107 HARV. L. REV. 963, 969 (1994); Arthur Levitt, "Final Thoughts on Litigation Reform"

neys, that “[p]rivate securities litigation . . . help[s] to deter wrongdoing” and “is an indispensable tool with which defrauded investors can recover their losses without having to rely upon government action.”²⁴

Scholars have long recognized, however, that securities fraud cases present a classic agency cost problem.²⁵ The plaintiffs’ attorney is supposed to act in the best interests of the class. But the typical members of the class were generally thought to have very small stakes in the outcome of the case—too small to make monitoring the attorney a cost-effective option.²⁶ The representative plaintiffs in a class action were sometimes thought to receive special payments for serving as representative plaintiff or to otherwise have long-term relationships with the attorneys, which created disincentives for them to actively monitor the attorney.²⁷ Courts were required to review any settlement, but often the pressures to approve a settlement and remove a case from the docket made such review less than effective.²⁸ Under these circumstances, the attorney was left

Remarks by Chairman Arthur Levitt United States Securities and Exchange Commission 23rd Annual Securities Regulation Institute San Diego, California January 24, 1996, 33 SAN DIEGO L. REV. 835, 838 (1996) (noting that SEC has traditionally “aligned itself with plaintiffs’ interests”).

24. H.R. CONF. REP. NO. 104-369, at 31 (1995), *reprinted in* 1995 U.S.C.A.N. 730 [hereinafter HOUSE CONF. REPORT]; *see also* Grundfest, *supra* note 23, at 969 (noting that “[t]he social value of private enforcement of the federal securities laws has become an article of faith in the federal securities liturgy.”); Seligman, *supra* note 21, at 440–41, 455–56.

25. Coffee, *supra* note 20, at 726. The theory of agency costs derives from transaction cost economics. *See* OLIVER E. WILLIAMSON, *MARKETS AND HIERARCHIES: ANALYSIS AND ANTITRUST IMPLICATIONS* (1975). Agency costs include losses incurred when an agent does not provide her best effort in performing her duties (“shirking”) or where her discretionary behavior is guided by her own self-interest rather than the best interests of the principal (“opportunism”). Coffee, *supra* note 20, at 679–80; *see also* Michael C. Jensen & William H. Meckling, *Theory of the Firm: Managerial Behavior, Agency Costs and Ownership Structure*, 3 J. FIN. ECON. 305, 308–09 (1976); Oliver E. Williamson, *The Modern Corporation: Origins, Evolution, Attributes*, 19 J. ECON. LITERATURE 1537, 1544–46 (1981).

26. *See generally* Jonathan R. Macey & Geoffrey P. Miller, *The Plaintiffs’ Attorney’s Role in Class Action and Derivative Litigation: Economic Analysis and Recommendations for Reform*, 58 U. CHI. L. REV. 1 (1991). According to Congress, typical representative plaintiffs were unable to “exercis[e] any meaningful direction over the case brought on their behalf.” SENATE REPORT, *supra* note 4, at 6. This analysis, of course, failed to consider the presence of institutional shareholders, which may have sufficiently large holdings to overcome, at least partially, the collective action problem. *See* Joseph A. Grundfest & Michael A. Perino, *The Pentium Papers: A Case Study of Collective Institutional Investor Activism in Litigation*, 38 ARIZ. L. REV. 559, 572–77 (1996); Elliott J. Weiss & John S. Beckerman, *Let the Money Do the Monitoring: How Institutional Investors Can Reduce Agency Costs in Securities Class Actions*, 104 YALE L.J. 2053, 2088–94 (1995). Indeed, it was this recognition that institutional investors could play this role that underlies the PSLRA’s lead plaintiff provision. *See infra* Part II.A.

27. *See* Bohn & Choi, *supra* note 2, at 917 n.59; Coffee, *supra* note 19, at 885; Macey & Miller, *supra* note 26, at 74; Weiss & Beckerman, *supra* note 26, at 2060–61; *see also* HOUSE CONF. REPORT, *supra* note 24, at 32–33; SUBCOMM. ON SEC. OF THE SENATE COMM. ON BANKING, HOUS. & URBAN AFFAIRS, STAFF REPORT OF PRIVATE SECURITIES LITIGATION 19 (May 17, 1994) [hereinafter 1994 STAFF REPORT], *reprinted in* *Abandonment of the Private Right of Action for Aiding and Abetting Securities Fraud/Staff Report on Private Securities Litigation: Hearing Before the Subcomm. on Sec. of the Senate Comm. on Banking, Hous. & Urban Affairs*, 103d Cong. 189 (1994) [hereinafter 1994 Senate Hearings]; 1993 Senate Hearings, *supra* note 23, at 17 (statement of Richard J. Egan, Chairman, EMC Corporation).

28. *See* Janet C. Alexander, *Do the Merits Matter? A Study of Settlements in Securities Class Actions*, 43 STAN L. REV. 497, 571 (1991).

with largely unfettered discretion in deciding what cases to bring, how to prosecute those cases, and how to settle them.

The result was plaintiffs' attorneys that acted more like principals than agents.²⁹ Attorneys acting with insufficient monitoring had incentives to act primarily in their own self-interest, often to the detriment of the deterrent and compensation functions they were supposed to perform.³⁰ Under these circumstances, attorneys had incentives to bring marginal or nonmeritorious cases for their settlement value, not because they believed that fraud actually occurred.³¹ Often cases were brought within days of a significant stock price drop,³² with apparently very little investigation into their merits.³³ A number of congressional constituencies, particularly the high technology industry, complained that they were disproportionately targeted in securities fraud class actions.³⁴ Reform proponents argued that attorneys were engaged in an increasingly com-

29. The congressional record referred repeatedly to the problem of "lawyer-driven" litigation. See, e.g., HOUSE CONF. REPORT, *supra* note 24, at 32.

30. SENATE REPORT, *supra* note 4, at 6. Congress found that the problems arising from this self-interested behavior were "compounded by the reluctance of many judges to impose sanctions under Federal Rule of Civil Procedure 11." HOUSE CONF. REPORT, *supra* note 24, at 31.

31. See Lucian A. Bebchuk, *A New Theory Concerning the Credibility and Success of Threats to Sue*, 25 J. LEGAL STUD. 1 (1996); Lucian A. Bebchuk, *Suing Solely to Extract a Settlement Offer*, 17 J. LEGAL STUD. 437, 442-45 (1988) [hereinafter Bebchuk, *Suing for Settlement*] (using asymmetric information to explain frivolous lawsuits); Bone, *supra* note 2, at 550-58 (describing asymmetric information model in which plaintiffs have incentives to bring suits with insufficient investigation); Bradford Cornell, *The Incentive to Sue: An Option-Pricing Approach*, 19 J. LEGAL STUD. 173, 180-81 (1990) ("[T]he defendant will still choose to settle immediately in order to avoid the cost of litigation. . . ."); Avery Katz, *The Effect of Frivolous Lawsuits on the Settlement of Litigation*, 10 INT'L REV. L. & ECON. 3, 5 (1990) (discussing Bebchuk's analysis); D. Rosenberg & S. Shavell, *A Model in Which Suits Are Brought for Their Nuisance Value*, 5 INT'L REV. L. & ECON. 3, 4-5 (1985) (demonstrating that frivolous suits may be rational when defendants face asymmetric litigation costs). *But see* Charles M. Yablon, *The Good, the Bad, and the Frivolous Case: An Essay on Probability and Rule 11*, 44 UCLA L. REV. 65, 84-85 (1996) (suggesting that some cases sanctioned under Rule 11 are not wholly without merit but rather have a low probability of success).

32. Securities fraud class actions do not follow invariably from large stock price drops. See Baruch Lev, *Disclosure and Litigation*, CAL. MGMT. REV., Spring 1995, at 8, 9-11; Perino, *supra* note 16, at 290 n.78; Seligman, *supra* note 21, at 442-45. Nonetheless, the majority of securities class actions appear to be brought after disclosures that lead to stock price declines. See Coffee, *supra* note 20, at 682 (noting that significant stock price declines, like other dramatic events, provide a signal of a possible securities law violation); Joseph A. Grundfest, *Why Disimply?*, 108 HARV. L. REV. 727, 734 (1995) (noting that stock price declines are important because "other factors being equal, a sharp stock price decline is likely correlated with a greater probability of recovery and a greater certainty that significant damages can be established"); Douglas J. Skinner, *Why Firms Voluntarily Disclose Bad News*, 32 J. ACCT. RES. 38, 42 (1994) (describing prior studies).

33. See, e.g., 1993 Senate Hearings, *supra* note 23, at 14-15 (statement of John G. Adler, President and CEO, Adaptec, Inc.) (asserting that a small filing fee and broad allegations will allow plaintiffs' attorneys to conduct a fishing expedition); SENATE REPORT, *supra* note 4, at 8 ("A complaint alleging violations of the Federal securities laws is easy to craft and can be filed with little or no due diligence.").

34. See, e.g., 1994 Senate Hearings, *supra* note 27, at 172; HOUSE CONF. REPORT, *supra* note 24, at 43 ("Technology companies—because of the volatility of their stock prices—are particularly vulnerable to securities fraud lawsuits when projections do not materialize."); SENATE REPORT, *supra* note 4, at 5 ("Public companies—particularly high-tech, bio-tech and other growth companies, which are sued disproportionately in 10b-5 litigation—fear that releasing [forward-looking] information makes them even more vulnerable to attack."). See generally 1993 Senate Hearings, *supra* note 23.

petitive race to get their complaints to the courthouse because the attorney who filed the first complaint often obtained a significant advantage in securing appointment to the lucrative lead counsel position.³⁵

For a number of reasons, corporations often have a strong incentive to settle such cases. One explanation is that it is often cheaper to settle the case than to pay the costs of protracted and expensive discovery.³⁶ Reputational losses associated with a well-publicized trial may create incentives for defendants to settle.³⁷ Others suggest that settlement of nonmeritorious cases is the result of information asymmetries between plaintiffs and defendants.³⁸ Recently, scholars have used cognitive psychology to help explain defendants' risk aversion in cases in which plaintiffs may have a low probability of success at trial.³⁹ The large theoretical damages generated in open-market securities fraud cases and the reluctance of defendants to risk an adverse jury verdict that could potentially bankrupt the company exacerbate the incentives to settle.⁴⁰

The settlements that are eventually negotiated seem problematic as well. Those settlements often benefit former shareholders at the expense of current ones. In effect, they can amount to little more than a transfer payment with enormously high transaction costs in the form of a large contingency fee award.⁴¹ Current damage calculation models also tend to provide damages well in excess of the net economic harm of any wrong-

35. See *Garr v. U.S. Healthcare, Inc.* 22 F.3d 1274, 1277 (3d Cir. 1994); *1994 Senate Hearings*, *supra* note 27, at 194 (quoting testimony of William S. Lerach, Milberg, Weiss, Bershad, Hynes & Lerach) (noting that "courts historically have rewarded the first filed case with control of the case as lead counsel"); Alexander, *supra* note 28, at 513-14 (noting the pressure on plaintiffs' attorneys prior to passage of the PSLRA to be "the first or among the first" to file a class action complaint); Weiss & Beckerman, *supra* note 26, at 2062-63.

36. A number of witnesses testified to the high cost of discovery. See, e.g., *Securities Litigation Reform Proposals—S. 240, S. 667, and H.R. 1058: Hearings Before the Subcomm. on Sec. of the Senate Comm. on Banking, Hous. & Urban Affairs*, 104th Cong. 259 (1995) [hereinafter *Securities Litigation Reform Proposals Hearings*] (statement of former SEC Chairman Richard C. Breeden). According to one witness, "discovery costs account for roughly 80% of total litigation costs in securities fraud cases." HOUSE CONF. REPORT, *supra* note 24, at 37 (quoting *Hearings Before the Subcomm. of Sec. of the Senate Comm. on Banking, Hous. & Urban Affairs*, 104th Cong. 52 n.17 (1995) (testimony of J. Carter Beese, Jr., Chairman, Capital Markets Regulatory Reform Project for the Center for Strategic and International Studies)); see also *1993 Senate Hearings*, *supra* note 23, at 104 (statement of John G. Adler) (company produced 1,500 boxes of documents in response to over 100 separate requests for production at a cost of \$1.4 million).

37. Alexander, *supra* note 28, at 532.

38. See Bebhuk, *Suing for Settlement*, *supra* note 31, at 440.

39. Chris Guthrie, *Framing Frivolous Litigation: A Psychological Theory*, 67 U. CHI. L. REV. 163, 179-81 (2000) (arguing that the framing theory suggests that the prospect of obtaining large low probability gains will induce risk-seeking behavior on the part of plaintiffs' attorneys while the prospect of avoiding large low probability losses will cause defendants to be risk averse).

40. See *1993 Senate Hearings*, *supra* note 23, at 16, 591 (statements of Richard J. Egan, Chairman, EMC Corporation, and Scott G. McNealy, Chairman, President and CEO of Sun Microsystems, Inc.). For a discussion of the factors that create strong incentives to settle securities fraud class actions, see Alexander, *supra* note 28, at 528-57.

41. See Janet Cooper Alexander, *Rethinking Damages in Securities Class Actions*, 48 STAN L. REV. 1487, 1503, 1505 (1996); Donald C. Langevoort, *Capping Damages for Open-Market Securities Fraud*, 38 ARIZ. L. REV. 639, 650 & n.48 (1996).

ful activity because they fail to consider the gains to investors that sell during the class period.⁴²

The collective action problems in class actions can adversely affect strong cases as well. Plaintiffs' attorneys naturally focus on their own expected return—the fee they can expect after settlement or trial. That means that if the attorney anticipates only a modest gain in its fee from prosecuting a strong case to the end, he or she might settle the case too early and too cheaply.⁴³ Indeed, Congress found that settlements often amount to pennies on the dollar.⁴⁴ Attorneys are also likely to focus on the total amount of the settlement and fee rather than who pays it. This can result in individual fraudulent actors paying little if anything to settle a case. As a consequence, class actions may create little in the way of actual deterrence.⁴⁵

Although there appeared to be broad agreement in Congress and the SEC that problems existed in securities fraud litigation,⁴⁶ there was a vigorous debate over the extent of, and the appropriate solutions to, those problems.⁴⁷ Nonetheless, the PSLRA passed with ample majorities in both the House and the Senate, and early indications were that President Clinton would sign it into law.⁴⁸ At the last minute, however, the President vetoed the bill citing concerns that it went too far in curtailing private securities causes of action.⁴⁹ Within two days, Congress overrode that veto.⁵⁰

Congress's predominant approach to address the problems it identified in securities litigation practices was to craft a set of procedural hurdles designed to make it more difficult to bring and maintain nonmerito-

42. Frank H. Easterbrook & Daniel R. Fischel, *Optimal Damages in Securities Cases*, 52 U. CHI. L. REV. 611, 638–39 (1985).

43. See Coffee, *supra* note 20, at 690.

44. See SENATE REPORT, *supra* note 4, at 6.

45. Coffee, *supra* note 20, at 719–20.

46. HOUSE CONF. REPORT, *supra* note 24, at 38, 39; see *Securities Litigation Reform Proposals Hearings*, *supra* note 36, at 34 (prepared statement of Senator Dodd); SENATE REPORT, *supra* note 4, at 5 (citing statements by Committee Chairman D'Amato, Senator Dodd, and SEC Chairman Levitt).

47. Indeed, at one point early in the congressional debates over securities litigation reform, Senator Dodd, at the time the Chair of the Senate Subcommittee on Securities, commented:

[A]fter a long hearing . . . we found no agreement on whether there is in fact a problem, the extent of the problem, or the solution to the problem. In my experience with this subcommittee, I've never encountered an issue where there is such disagreement over the basic facts. We often argue about policy, we argue about ideology, we often argue about politics, but it is rare that we spend so much time arguing about basic facts.

1993 Senate Hearings, *supra* note 23, at 280; see also 1994 STAFF REPORT, *supra* note 27, at 198–99.

48. *Recent Developments in Securities Litigation Reform*, FIN. REG. REP., July 1, 1995, at 19, available at 1995 WL 9772702.

49. See 141 CONG. REC. S19,034–35 (daily ed. Dec. 21, 1995) [hereinafter Clinton Veto Message] (President's Message to the House of Representatives Returning Without Approval the Private Securities Litigation Reform Act).

50. 141 CONG. REC. S19,180 (daily ed. Dec. 22, 1995); 141 CONG. REC. H15,214–24 (daily ed. Dec. 20, 1995).

rious class action litigation in federal court.⁵¹ This article focuses on four of those provisions: (i) the lead plaintiff provisions; (ii) the heightened pleading standard; (iii) the safe harbor for forward-looking statements; and (iv) the discovery stay. The ultimate goal of these provisions was to reduce the cost to the capital markets imposed by nonmeritorious class actions without restricting legitimate fraud claims.⁵²

A. *The Lead Plaintiff Provisions*

To curb the race to the courthouse, to lessen the use of so-called professional plaintiffs, and to lessen the influence of plaintiffs' attorneys on the prosecution of class actions, Congress created a number of provisions applicable to the earliest organizational stages of the class action. The lead plaintiff provisions were designed to encourage greater institutional investor participation in class action litigation by giving the lead plaintiff the power to control the course of the action, including the selection of lead counsel.⁵³

To ensure that institutions learn about the litigation, the PSLRA requires the first plaintiff filing a securities class action to publish a notice that informs investors that the action is pending and informs potential class members of the right to move to be named lead plaintiff.⁵⁴ The PSLRA requires the court to appoint as lead plaintiff the so-called most adequate plaintiff, i.e., the member or members of the class who file a motion to be appointed lead plaintiff and who "the court determines to be most capable of adequately representing the interests of class members."⁵⁵ This "most adequate plaintiff" is presumptively the plaintiff with the largest financial interest in the outcome of the case that "otherwise satisfies the requirements of Rule 23 of the Federal Rules of Civil Procedure."⁵⁶ Once selected, the lead plaintiff selects the lead counsel, subject to court approval.⁵⁷

The lead plaintiff procedure was intended to decrease the race to the courthouse because filing the first complaint was no longer a crite-

51. HOUSE CONF. REPORT, *supra* note 24, at 32 ("This legislation implements needed procedural protections to discourage frivolous litigation.").

52. See SENATE REPORT, *supra* note 4, at 4 (noting that the PSLRA "is intended to lower the cost of raising capital by combating these abuses, while maintaining the incentive for bringing meritorious actions").

53. See *id.* at 6.

54. 15 U.S.C. §§ 77z-1(a)(3)(A)(i), 78u-4(a)(3)(A)(i) (2000). Specifically, the statute requires that the notice disclose: (i) that the action is pending; (ii) the claims asserted in the complaint; (iii) the purported class period; and (iv) "that, not later than 60 days after the date on which the notice is published, any member of the purported class may move the court to serve as lead plaintiff . . ." *Id.* The notice must be published in "a widely circulated national business-oriented publication or wire service . . ." *Id.*

55. 15 U.S.C. §§ 77z-1(a)(3)(B)(i), 78u-4(a)(3)(B)(i).

56. 15 U.S.C. §§ 77z-1(a)(3)(B)(iii)(I), 78u-4(a)(3)(B)(iii)(I).

57. 15 U.S.C. §§ 77z-1(a)(3)(B)(v), 78u-4(a)(3)(B)(v).

tion for selection of lead plaintiff and lead counsel.⁵⁸ That was not, however, the primary intended benefit of this provision. Congress wanted to provide more active oversight of class counsel. Congress focused on the size of the plaintiff's stake because plaintiffs with large stakes would be better positioned to overcome the collective action problems endemic to securities class actions.⁵⁹ Larger plaintiffs would theoretically have a greater incentive to closely monitor plaintiffs' attorneys and ensure that attorneys were acting in the best interests of the class.⁶⁰ The power to select class counsel also theoretically enhanced the lead plaintiff's ability to negotiate lower fee arrangements.⁶¹

B. *The Heightened Pleading Standard*

Among the PSLRA's more controversial provisions was a pleading requirement designed to make it harder for unwarranted allegations of fraud to survive a motion to dismiss.⁶² The SEC viewed a heightened pleading standard as an appropriate solution to nonmeritorious class actions. The SEC preferred this approach because it wanted to avoid substantive changes to federal securities laws that might weaken the weapons available to combat "deliberate fraud."⁶³ Congress likely anticipated that a more rigorous pleading standard would slow the race to the courthouse because a plaintiffs' attorney would need to do more extensive prefiling investigations to satisfy it. A unitary pleading standard was also

58. See *In re Olsten Corp. Sec. Litig.*, 3 F. Supp. 2d 286, 297 (E.D.N.Y. 1998) (rejecting argument that first to file complaint should be appointed lead plaintiff).

59. The lead plaintiff provision was modeled on a proposal by Professors Weiss and Beckerman. See Weiss & Beckerman, *supra* note 26, at 2105-09.

60. See *Switzenbaum v. Orbital Sci. Corp.*, 187 F.R.D. 246, 249 (E.D. Va. 1999) (noting that the "purpose of these provisions is to ensure that the prosecution of the action is coordinated only by those who have a serious and legitimate interest in doing so on behalf of the putative class"); *Grundfest & Perino*, *supra* note 26, at 565-77.

61. See *Sherleigh Assocs. LLC v. Windmere-Durable Holdings, Inc.*, 184 F.R.D. 688, 694-95 (S.D. Fla. 1999) (recognizing that selection of appropriate lead counsel helps to assure the reasonableness of fees and expenses); see also *In re Party City Sec. Litig.*, 189 F.R.D. 91, 116 (D.N.J. 1999) (recognizing that counsel fees should be "the result of hard bargaining"); *In re Network Assocs., Inc. Sec. Litig.*, 76 F. Supp. 2d 1017, 1033 (N.D. Cal. 1999) (holding that "lead plaintiff owes a fiduciary duty to obtain the highest quality legal representation at the lowest price").

62. See 15 U.S.C. § 78u-4(b); HOUSE CONF. REPORT, *supra* note 24, at 41 ("Naming a party in a civil suit for fraud is a serious matter. Unwarranted fraud claims can lead to serious injury to reputation for which our legal system effectively offers no redress."). Congress found that Federal Rule of Civil Procedure 9(b), which addresses this concern by requiring plaintiffs to plead fraud with specificity, failed to stem abusive lawsuits, in part because the circuits had differed on its requirements. *Id.* The new standard applies equally to individual securities fraud cases and class actions. 15 U.S.C. § 78u-4(b)(1).

63. See, e.g., *Securities Litigation Reform Proposals Hearings*, *supra* note 36, at 247-49 (statement of Arthur Levitt, Chairman, SEC); *1994 Senate Hearings*, *supra* note 27, at 81 (response to written questions of Senator Domenici from Arthur Levitt, Chairman, SEC) (noting that "it would be a mistake to constrict the fundamental scope of [section 10(b)] sharply in order to reduce meritless securities litigation. Instead, meritless litigation should be addressed through carefully crafted procedural and pleading requirements, sanctions, and other measures which are focused directly on frivolous litigation."); *1993 Senate Hearings*, *supra* note 23, at 112 (statement of William McLucas, Director, Division of Enforcement, SEC).

proposed to eliminate the then-existing split in the circuits over the application of Federal Rule of Civil Procedure 9(b) to securities fraud suits.⁶⁴

The PSLRA's new pleading standard applies to all private actions arising under the Securities Exchange Act of 1934 (the "Exchange Act") in which the plaintiff alleges that the defendant made material misstatements or omissions.⁶⁵ The standard thus applies to the typical securities fraud actions brought under Section 10(b) of the Exchange Act and Rule 10b-5 promulgated thereunder.⁶⁶

The pleading standard consists of three components. First, the Act contains a specificity requirement with respect to allegations that a statement or omission is false or misleading.⁶⁷ The complaint is required to specify which statements are misleading and the reasons why the statements are misleading.⁶⁸ Second, when a complaint is pleaded on information and belief, the plaintiff must state "with particularity all facts on which that belief is formed."⁶⁹ Third, plaintiffs are required to "state with particularity facts giving rise to a strong inference that the defendant acted with the required state of mind."⁷⁰ The "strong inference" language was clearly drawn from Second Circuit authority that predated the Reform Act,⁷¹ but the language in the legislative history suggests that

64. HOUSE CONF. REPORT, *supra* note 24, at 41. Rule 9(b) provides that allegations of fraud must be pleaded with particularity except for allegations of intent, which may be pleaded generally. Some circuits, led by the Second Circuit, held that Rule 9(b) required plaintiffs to demonstrate a strong inference that the defendant acted with scienter, while others only required a generalized allegation of scienter. For a fuller description of the pre-PSLRA circuit split, see PERINO, *supra* note 1, § 3.01 A, at 3015-22.

65. 15 U.S.C. § 78u-4(b). Specifically, new section 21D(b) of the Exchange Act provides:

(1) Misleading statements and omissions

In any private action arising under this title in which the plaintiff alleges that the defendant —

(A) made an untrue statement of a material fact; or

(B) omitted to state a material fact necessary in order to make the statements made, in the light of the circumstances in which they were made, not misleading;

the complaint shall specify each statement alleged to have been misleading, the reason or reasons why the statement is misleading, and, if an allegation regarding the statement or omission is made on information and belief, the complaint shall state with particularity all facts on which that belief is formed.

(2) Required state of mind

In any private action arising under this title in which the plaintiff may recover money damages only on proof that the defendant acted with a particular state of mind, the complaint shall, with respect to each act or omission alleged to violate this title, state with particularity facts giving rise to a strong inference that the defendant acted with the required state of mind.

Id.

66. 15 U.S.C. § 78j(b); 17 C.F.R. § 240.10b-5 (2002).

67. 15 U.S.C. § 78u-4(b)(1).

68. *Id.*

69. *Id.*

70. 15 U.S.C. § 78u-4(b)(2).

71. See, e.g., *Acito v. IMCERA Group, Inc.*, 47 F.3d 47, 53 (2d Cir. 1995); *Shields v. Citytrust Bancorp., Inc.*, 25 F.3d 1124, 1128 (2d Cir. 1994); *Cohen v. Koenig*, 25 F.3d 1168, 1173-74 (2d Cir. 1994); *In re Time Warner, Inc. Sec. Litig.*, 9 F.3d 259, 268-69 (2d Cir. 1993), *cert. denied*, 511 U.S. 1017 (1994).

Congress might have intended to erect a pleading barrier higher than the Second Circuit had articulated.⁷²

The pleading standard was a primary factor in the President's veto because he viewed the language in the legislative history as raising the bar too high for legitimate fraud claims.⁷³ The pleading standard continues to be at the center of significant debate and commentary,⁷⁴ with a number of critics suggesting that it creates too high a burden for legitimate fraud claims.⁷⁵

It is clear that Congress did not achieve one stated goal with respect to the pleading standard—ending the pre-PSLRA circuit split over the pleading requirements in securities fraud cases. Courts have split sharply over precisely what the “strong inference” portion of the standard requires.⁷⁶ Some courts have suggested that the PSLRA does nothing more than codify the pre-PSLRA Second Circuit standard.⁷⁷ By contrast, the Ninth Circuit has adopted the most rigorous version of the pleading standard, which requires plaintiffs to plead strong circumstantial evi-

72. See PERINO, *supra* note 1, § 3.01 D.1, at 3046–53.

73. Clinton Veto Message, *supra* note 49, at S19,035 (“I believe that the pleading requirements of the Conference Report with regard to a defendant's state of mind impose an unacceptable procedural hurdle to meritorious claims being heard in Federal courts.”).

74. See, e.g., William D. Browning, *Comment on “The New Securities Fraud Pleading Requirement,”* 38 ARIZ. L. REV. 709 (1996); John C. Coffee, Jr., *The Future of the Private Securities Litigation Reform Act: Or, Why the Fat Lady Has Not Yet Sung*, 51 BUS. LAW. 975 (1996); Joseph A. Grundfest & A.C. Pritchard, *Statutes with Multiple Personality Disorders: The Value of Ambiguity in Statutory Design and Interpretation*, 54 STAN. L. REV. 627 (2002); William H. Kuehnle, *Commentary on Scierter, Knowledge, and Recklessness Under the Federal Securities Laws*, 34 HOUS. L. REV. 121 (1997); William S. Lerach, “*The Private Securities Litigation Reform Act of 1995—27 Months Later: Securities Class Action Litigation Under the Private Securities Litigation Reform Act's Brave New World*,” 76 WASH. U. L.Q. 597 (1998); William S. Lerach & Eric Alan Isaacman, *Pleading Scierter Under Section 21D(b)(2) of the Securities Exchange Act of 1934: Motive, Opportunity, Recklessness, and the Private Securities Litigation Reform Act of 1995*, 33 SAN DIEGO L. REV. 893 (1996); John F. Olson et al., *Pleading Reform, Plaintiff Qualification and Discovery Stays Under the Reform Act*, 51 BUS. LAW. 1101 (1996); Michael A. Perino, *A Strong Inference of Fraud? An Early Interpretation of the 1995 Private Securities Litigation Reform Act*, 1 SEC. LITIG. REFORM ACT REP. 397 (1996); Richard M. Phillips & Gilbert C. Miller, *The Private Securities Litigation Reform Act of 1995: Rebalancing Litigation Risks and Rewards for Class Action Plaintiffs, Defendants and Lawyers*, 51 BUS. LAW. 1009 (1996); Richard H. Walker & J. Gordon Seymour, *Recent Judicial and Legislative Developments Affecting the Private Securities Fraud Class Action*, 40 ARIZ. L. REV. 1003 (1998); Richard H. Walker et al., *The New Securities Class Action: Federal Obstacles, State Detours*, 39 ARIZ. L. REV. 641 (1997); Elliott J. Weiss, *Pleading Securities Fraud*, 64 LAW & CONTEMP. PROBS. 5 (2001); Elliott J. Weiss, *The New Securities Fraud Pleading Requirement: Speed Bump or Road Block?*, 38 ARIZ. L. REV. 675 (1996); Michael B. Dunn, Note, *Pleading Scierter After the Private Securities Litigation Reform Act: Or, a Textualist Revenge*, 84 CORNELL L. REV. 193 (1998).

75. See, e.g., Hillary A. Sale, *Heightened Pleading and Discovery Stays: An Analysis of the Effect of the PSLRA's Internal-Information Standard on '33 and '34 Act Claims*, 76 WASH. U. L.Q. 537 (1998) [hereinafter Sale, *Internal-Information Standard*]; Hillary A. Sale, *Judging Heuristics*, 35 U.C. DAVIS L. REV. 903 (2002); Lynn A. Stout, *Type I Error, Type II Error, and the Private Securities Litigation Reform Act*, 38 ARIZ. L. REV. 711 (1996); Elliott J. Weiss & Janet E. Moser, *Enter Yossarian: How to Resolve the Procedural Catch-22 That the Private Securities Litigation Reform Act Creates*, 76 WASH. U. L.Q. 457 (1998).

76. See PERINO, *supra* note 1, § 3.01 D, at 3045–82.

77. *In re* Scholastic Corp. Sec. Litig., 252 F.3d 63, 74 (2d Cir. 2001); *Novak v. Kasaks*, 216 F.3d 300, 309–10 (2d Cir. 2000); *In re* Advanta Corp. Sec. Litig., 180 F.3d 525, 531 (3d Cir. 1999).

dence of “deliberate recklessness.”⁷⁸ The Ninth Circuit also has interpreted the “all facts” prong to require much greater disclosure of the attorney’s pre-filing investigative efforts than other circuits require.⁷⁹ Most courts have adopted an intermediate position between the Second Circuit and Ninth Circuit approaches.⁸⁰

C. *The Safe Harbor for Forward-Looking Statements*

To address the chilling effect that nonmeritorious lawsuits have “on the robustness and candor of disclosure” regarding an issuer’s prospects,⁸¹ the Reform Act protects specified written and oral forward-looking statements from liability. Congress anticipated that the safe harbor would provide significant protection for high technology issuers. The legislative history repeatedly links the rate of litigation against high technology companies to their disclosure of forward-looking information.⁸²

Under the safe harbor, forward-looking statements,⁸³ even if false, are not actionable if they are identified as forward-looking statements and are “accompanied by meaningful cautionary statements identifying important factors that could cause actual results to differ materially from those in the forward-looking statement.”⁸⁴ Even if the statement is not properly identified or is not accompanied by the appropriate cautionary language, it still falls within the safe harbor if it is immaterial or if the plaintiff fails to prove that the defendant had “actual knowledge” that the forward-looking statement was false or misleading.⁸⁵

Studies evaluating the effectiveness of the safe harbor in increasing the amount or specificity of forward-looking disclosures are mixed. One study suggests that high technology issuers are disclosing significantly

78. *In re Silicon Graphics Sec. Litig.*, 183 F.3d 970, 974 (9th Cir. 1999); see PERINO, *supra* note 1, § 3.01 D.2, at 3070–71 n.184.

79. *Compare Silicon Graphics*, 183 F.3d at 984 (holding that plaintiffs must provide in their complaint “a list of all relevant circumstances in great detail,” including the names of any confidential sources), with *Novak*, 216 F.3d at 313–14 (holding that “plaintiffs need only plead with particularity sufficient facts to support those beliefs [and] need not name their sources”).

80. See, e.g., *Fla. State Bd. of Admin. v. Green Tree Fin. Corp.*, 270 F.3d 645, 658–60 (8th Cir. 2001); *Nathenson v. Zonagen Inc.*, 267 F.3d 400, 407 (5th Cir. 2001); *Philadelphia v. Fleming Cos., Inc.*, 264 F.3d 1245, 1259 (10th Cir. 2001); *Helwig v. Vencor, Inc.*, 251 F.3d 540, 548–52 (6th Cir. 2001) (en banc); *Greebel v. FTP Software, Inc.*, 194 F.3d 185, 194–97 (1st Cir. 1999); *Bryant v. Avado Brands, Inc.*, 187 F.3d 1271, 1287 (11th Cir. 1999); *In re Comshare, Inc. Sec. Litig.*, 183 F.3d 542, 551–52 (6th Cir. 1999).

81. HOUSE CONF. REPORT, *supra* note 24, at 43 (quoting former SEC chairman Richard C. Breeden’s April 6, 1995 testimony before the Securities Subcommittee of the Senate Committee on Banking, Housing, and Urban Affairs).

82. See *supra* note 34 and accompanying text.

83. The safe harbor defines forward-looking statements to include financial projections, statements concerning managements’ plans or objectives, statements of future economic performance, and statements of the assumptions underlying the foregoing. See 15 U.S.C. §§ 77z-2(i)(1), 78u-5(i)(1) (2000).

84. 15 U.S.C. §§ 77z-2(c)(1)(A)(i), 78u-5(c)(1)(A)(i).

85. 15 U.S.C. §§ 77z-2(c)(1)(B), 78u-5(c)(1)(B).

more forward-looking information.⁸⁶ Early bar association⁸⁷ and SEC⁸⁸ studies, however, concluded that the safe harbor has had little apparent effect on pre-PSLRA disclosure practices. These studies attributed the continuing reluctance to disclose more forward-looking information on issuers' uncertainty with respect to how courts would interpret the safe harbor, the threat of state court litigation, and the ability of issuers to make selective disclosure of forward-looking information to analysts and other market professionals.⁸⁹

Since these studies were published, these concerns and opportunities for alternative disclosure have been substantially eliminated. Courts have generally interpreted the safe harbor protections quite broadly.⁹⁰ Congress preempted most state court class actions when it passed the Securities Litigation Uniform Standards Act of 1998.⁹¹ And Regulation FD now precludes issuers from selectively disclosing material nonpublic information.⁹² Nonetheless, the debate over whether more and better forward-looking disclosure is available to the marketplace continues.⁹³

D. *The Mandatory Discovery Stay*

To "prevent unnecessary imposition of discovery costs on defendants,"⁹⁴ the PSLRA mandates a discovery stay in private securities actions while a motion to dismiss is pending.⁹⁵ In what amounts to a reversal of pre-Reform Act precedent, the Reform Act requires any party

86. See Marilyn F. Johnson et al., *The Impact of Securities Litigation Reform on the Disclosure of Forward-Looking Information by High Technology Firms*, 39 J. ACCT. RES. 297 (2001).

87. Committee on Securities Regulation, *Forward-Looking Statements and Cautionary Language After the 1995 Private Securities Litigation Reform Act: A Study of Current Practices*, 53 RECORD ASSOC. BAR CITY OF N.Y. 723, 736 (1998) (finding "no meaningful change in the nature or extent of written forward-looking statements made by reporting companies as a result of the adoption of the Act").

88. SEC OFFICE OF GEN. COUNSEL, REPORT TO THE PRESIDENT AND THE CONGRESS ON THE FIRST YEAR OF PRACTICE UNDER THE PRIVATE SECURITIES LITIGATION REFORM ACT OF 1995, at 25 (1997) [hereinafter SEC REPORT] (finding that issuers were reluctant to provide more forward-looking information than they had pre-PSLRA).

89. See Committee on Securities Regulation, *supra* note 87, at 736.

90. See, e.g., Ehlert v. Singer, 245 F.3d 1313 (11th Cir. 2001); Harris v. Ivax Corp., 182 F.3d 799 (11th Cir. 1999); *In re Advanta Corp. Sec. Litig.*, 180 F.3d 525 (3d Cir. 1999).

91. Securities Litigation Uniform Standards Act of 1998, Pub. L. No. 105-353, 112 Stat. 3227 (1998).

92. 17 C.F.R. § 243.100 (2002). Generally, Regulation FD requires that whenever an issuer or person acting on its behalf discloses material nonpublic information to certain enumerated persons, including certain securities market professionals, it must make public disclosure of that information. *Id.*

93. SEC, SPECIAL STUDY: REGULATION FAIR DISCLOSURE REVISITED (2001) (citing studies differing on quantity and quality of forward-looking disclosure after Regulation FD); Frank Hefflin et al., Regulation FD and the Financial Information Environment 6 (July 15, 2001) (working paper on file with author) (finding increase in voluntary forward-looking disclosures after Regulation FD).

94. HOUSE CONF. REPORT, *supra* note 24, at 32.

95. 15 U.S.C. §§ 77z-1(b), 78u-4(b)(3)(B) (2000). In 1998, Congress amended these discovery stay provisions by giving federal courts discretionary authority to stay parallel state court proceedings. 15 U.S.C. §§ 77z-1(b)(4), 78u-4(b)(3)(D).

seeking to lift the discovery stay to make a particularized showing that it will suffer undue prejudice if discovery is not permitted, or that discovery is necessary to preserve evidence.⁹⁶ It is likely that Congress anticipated that, when combined with the heightened pleading standard, the discovery stay would also tend to slow the race to the courthouse because plaintiffs would have to engage in more extensive prefiling investigations and could not rely on information produced in discovery to file an amended complaint.

III. SECURITIES CLASS ACTION FILING RATES

When Congress passed the PSLRA, it intended to decrease non-meritorious class action filings and thereby decrease the overall level of securities class actions. And so, perhaps the most basic question about the effects of the Reform Act then is whether passage of the PSLRA had any impact on the number of issuers sued in securities class actions? While the empirical evidence on the PSLRA's effect on the total amount of litigation is mixed, there is little empirical support for the conclusion that it reduced the incidence of securities class action litigation. Indeed, some evidence suggests that the amount of litigation actually increased after passage of the Reform Act.⁹⁷ As is discussed more fully below, this unexpected result may be explained as a rational portfolio diversification strategy that responds to the risks associated with litigation under the PSLRA. Preliminary analysis of dismissals, sanctions risk, and settlements in post-PSLRA cases tends to support this hypothesis.

A. *Sample Selection Methodology*

This article employs a sample of 1,449 post-PSLRA securities class actions. The sample includes all identified class actions filed in federal court from January 1, 1996 through December 31, 2001. This database was compiled from three primary sources. First, the sample includes all class actions reported on the Stanford Law School Securities Class Action Clearinghouse (the Clearinghouse).⁹⁸ The Clearinghouse provides detailed information on federal class action filings since passage of the PSLRA.⁹⁹ Second, data from the Clearinghouse was supplemented through Westlaw and Lexis searches of notices of class action filings required under the PSLRA's lead plaintiff provisions.¹⁰⁰ These notices are generally disseminated through a variety of wire services.¹⁰¹ Third, the

96. 15 U.S.C. §§ 77z-1(b)(2), 78u-4(b)(3)(B).

97. See *infra* notes 104-09 and accompanying text.

98. The Clearinghouse is available at <http://securities.stanford.edu> (last visited Dec. 1, 2002) [hereinafter Clearinghouse].

99. The author was formerly a Lecturer and Co-Director of the Law and Business Program at Stanford Law School and helped develop the Clearinghouse.

100. See 15 U.S.C. §§ 77z-1(a)(3)(A)(i), 78u-4(a)(3)(A)(i).

101. See PERINO, *supra* note 1, § 2.03, at 2028.

paper relies on *Securities Class Action Alert* (SCAA), a comprehensive newsletter that reports class action filings and settlements. A number of scholars have relied on SCAA to compile data on securities class actions.¹⁰²

B. Class Action Filings After the PSLRA

We can begin simply by looking at the number of issuers sued per year before and after passage of the PSLRA. As the data in Table 1 demonstrate, there has actually been an increase in the number of issuers from a mean (median) of 183.4 (178) issuers sued per year in the five years immediately preceding passage of the PSLRA to a mean (median) of 241.5 (210.5) in the first six years since passage of the Act. Thus, the six years after passage of the PSLRA have seen a 32% (18%) increase in mean (median) number of issuers sued per year. There is a large year-to-year variation in the number of issuers sued, which means that the difference in pre- and post-PSLRA means is not statistically significant.¹⁰³ In other words, looking solely at mean filings, there is insufficient evidence to conclude that the PSLRA affected the total number of issuers sued per year.

TABLE 1
ISSUERS SUED IN SECURITIES FRAUD CLASS ACTIONS (1991–2001)¹⁰⁴

Year	Total Issuers Sued	Total NASDAQ Traded Issuers	NYSE Common Issuers	AMEX Issuers	Total Publicly Traded Issuers	Issuers Sued per 100 Publicly Traded Issuers
1991	157	4094	1860	860	6814	2.30
1992	195	4113	2068	814	6995	2.79
1993	160	4611	2331	869	7811	2.05
1994	227	4902	2501	824	8227	2.76

(Continued on next page)

102. See, e.g., Willard T. Carelton et al., *Securities Class Action Lawsuits: A Descriptive Study*, 38 ARIZ. L. REV. 491, 493–94 (1996); Ross D. Fuerman, *Naming Auditor Defendants in Securities Class Actions*, 7 J. LEGAL ECON. 72, 80 (1997); Marilyn F. Johnson et al., *In re Silicon Graphics, Inc.: Shareholder Wealth Effects Resulting from the Interpretation of the Private Securities Litigation Reform Act's Pleading Standard*, 73 S. CAL. L. REV. 773, 808 (2000).

103. $P(T < t)$ one-tail = 0.176.

104. Table 1 reports the number of issuers sued in securities class actions. Data on pre-PSLRA actions (1991–1995) are from Denise N. Martin et al., *Recent Trends IV: What Explains Filings and Settlements in Shareholder Class Actions*, 5 STAN. J. L. BUS. & FIN. 121, 158 (1999). Adjusted filings for 1996 and 1997 are from Perino, *supra* note 16, at 302. Adjusted filings for 2001 are from the Clearinghouse, *supra* note 98.

TABLE 1—*Continued*

Year	Total Issu- ers Sued	Total NASDAQ Traded Issuers	NYSE Com- mon Issuers	AMEX Issuers	Total Publicly Traded Issuers	Issuers Sued per 100 Pub- licly Traded Issuers
1995	178	5122	2590	791	8503	2.09
1996	114	5556	2769	751	9076	1.26
1996 (adj.)	154	5556	2769	751	9076	1.70
1997	181	5487	2870	771	9128	1.98
1997 (adj.)	195	5487	2870	771	9128	2.14
1998	246	5068	2901	770	8739	2.81
1999	219	4829	2818	769	8416	2.60
2000	202	4734	2634	765	8133	2.48
2001	487	4152	2567	690	7409	6.57
2001 (adj.)	347	4152	2567	690	7409	4.68
Post-PSLRA Total	1449					
Pre-PSLRA Mean	183.40	4568.40	2270.00	831.60	7670.00	2.40
Pre-PSLRA Median	178.00	4611.00	2331.00	824.00	7811.00	2.30
Post-PSLRA Mean	241.50	4971.00	2759.83	752.67	8483.50	2.95
Post-PSLRA Median	210.50	4948.50	2793.50	767.00	8577.50	2.54
Post-PSLRA Adjusted Mean	227.17					2.74
Post-PSLRA Adjusted Me- dian	210.50					2.54

These observations, however, do not tell us very much about the PSLRA's impact on class action filings. It is difficult to provide a straight comparison between pre- and post-Reform Act litigation because two phenomena affected the total number of issuers sued in the post-PSLRA period that did not exist in the pre-PSLRA period. First, there was a marked decline in federal filings in 1996, the first year of litigation under the PSLRA. That figure is misleading because a significant number of actions shifted from federal to state court in 1996.¹⁰⁵ State filings were also somewhat of a factor in 1997.¹⁰⁶ Arguably, then, a more meaningful

105. See Perino, *supra* note 16, at 302, 307-08.

106. *Id.*

comparison of pre- and post-PSLRA litigation would include issuers sued solely in state court in those years.

Second, the dramatic increase in litigation in 2001 reflects the current spate of initial public offering (IPO) allocation litigation. In those cases, virtually every issuer that went public at the end of the Internet offering boom has been sued, along with the underwriters of those offerings.¹⁰⁷ The allegations in the allocation cases are markedly different from the traditional securities fraud class actions. In essence, those cases allege a failure to disclose adequately a number of practices related to the IPO process itself, rather than misrepresentation or omissions with respect to the issuer.¹⁰⁸ Again, to compare meaningfully pre- and post-Reform Act litigation, it is necessary to adjust the number of issuers sued in 2001 to omit cases that allege purely IPO allocation issues.

The data in Table 1 reflects these adjustments. The adjusted mean (median) number of issuers in the post-PSLRA period is 227.17 (210.5), which represents a 24% (18%) increase over the pre-PSLRA period. The mean adjusted increase in post-PSLRA issuers sued is statistically significant at approximately the 10% level.¹⁰⁹ In other words, these data suggest that passage of the PSLRA is correlated with an increase in the number of issuers sued, precisely the opposite of what Congress intended.

Of course, that does not mean that the PSLRA caused this increase. Factors unrelated to the PSLRA may be affecting this figure. Some scholars have suggested that the greater likelihood of successfully defending against a class action suit may result in more fraudulent activity and therefore more litigation.¹¹⁰ There were more publicly traded companies in the post-PSLRA study period than in the early 1990s and thus more potential targets for litigation. Assuming plaintiffs' law firms do not have capacity constraints, an increase in potential targets would suggest an overall increase in securities litigation. In addition, past studies

107. Approximately 312 issuers have been sued in actions based, at least in part, on one of these two theories. See Clearinghouse, *supra* note 98. The vast majority of these actions have been filed in the Second Circuit, specifically in the Southern District of New York. See Mark Hamblett, *Southern District Faces Rash of IPO Litigation*, N.Y. L.J., Aug. 23, 2001, at 1; Jason Hoppin & David E. Rovella, *IPO Suits Flood Courts*, NAT'L L.J., Sept. 3, 2001, at A15.

108. Those cases involve two basic sets of allegations. First, the complaints allege that the prospectuses in the IPOs failed to disclose the existence of so-called laddering arrangements, whereby customers could increase their IPO allocations by agreeing to buy additional securities in the aftermarket, which would, of course, create upward price pressure in the stock. Second, the complaints allege that the prospectuses failed to disclose that certain customers had increased their IPO allocations by paying above-market commissions in unrelated brokerage transactions with the underwriters. See Michael A. Perino, *The IPO Allocation Cases: Where Do We Go from Here?*, PLUS J., Nov. 2001, at 5.

109. $P(T \leq t)$ one-tail = 0.103.

110. Bernardo et al., *supra* note 14, at 31–32. For similar analysis of antitrust litigation activity, see Vivek Ghosal & Joseph Gallo, *The Cyclical Behavior of the Department of Justice's Antitrust Enforcement Activity*, 19 INT'L J. INDUS. ORG. 27, 51 (2001) (suggesting that the observed increase in enforcement activity during economic downturns was attributable to increased antitrust violations during those periods).

have suggested that the number of securities class action filings in a year is a function of general market conditions,¹¹¹ which would have to be considered in comparing pre- and post-PSLRA filings. Finally, we may simply have more complete data on annual class action filings since passage of the PSLRA because the Act's notice requirement made filings easier to track.¹¹²

While it is difficult to assess the claim that there is more fraud now than there was prior to the PSLRA, the other explanations for the apparent increase in filings appear to be inadequate. For example, while it is certainly easier to track litigation after the PSLRA, there is no evidence suggesting that studies of pre-Act litigation significantly undercounted class action activity.

To assess the claim that the increase in the number of publicly traded issuers explains the increase in class action filings, Figure 1 presents data on the total number of publicly traded issuers in the period from 1991–2001. Publicly traded issuers are all issuers that trade on NASDAQ and AMEX, as well as all common stock issuers that trade on the NYSE.¹¹³ As Figure 1 illustrates, the number of publicly traded issuers peaked in 1997 and thereafter returned to approximately 1994–1995 levels. Overall, the mean (median) number of publicly traded issuers increased 11% (10%) in the post-PSLRA period, while the adjusted mean (median) number of issuers sued post-PSLRA rose 24% (18%). In other words, the increase in publicly traded issuers does not appear to explain all of the increase in class action filings.

111. Martin et al., *supra* note 104, at 153.

112. See *supra* note 55 and accompanying text. In addition, other sources, like the Clearinghouse, now contain comprehensive data on class action filings and complaints and thus tend to make this litigation more transparent.

113. This subset of NYSE issuers is selected because the vast majority of securities class actions involve equity securities. Issuer data is from THE NASDAQ STOCK MARKET FACT BOOKS & COMPANY DIRECTORY (1991–1999), the Nasdaq web site which is available at http://www.marketdata.nasdaq.com/mr_module_menu.asp (last visited Dec. 2, 2002), and the NEW YORK STOCK EXCHANGE FACT BOOKS (1991–1999).

FIGURE 1
PUBLICLY TRADED ISSUERS (1991–2001)

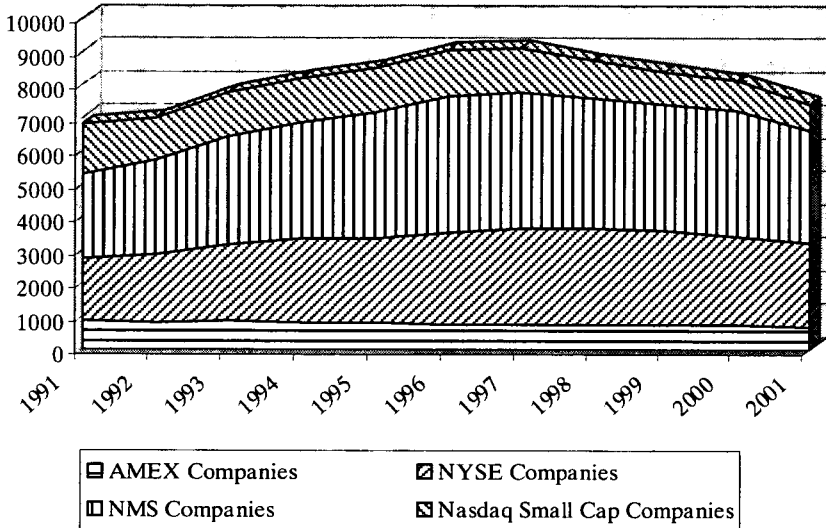


Table 1 also calculates an annual securities class action rate for both before and after the PSLRA by looking at the number of lawsuits per 100 publicly traded issuers. These data demonstrate that in the pre-PSLRA period, the mean (median) number of issuers sued per 100 issuers was 2.4 (2.3). After passage of the PSLRA, the rate of litigation among all publicly traded issuers increases to a mean (median) of 2.95 (2.54).¹¹⁴ The differences in means in the pre- and post-PSLRA periods are statistically insignificant, meaning that there is insufficient evidence to conclude that the Reform Act affected the rate of litigation against publicly traded issuers.¹¹⁵

With respect to overall market conditions, studies have demonstrated that more securities class actions are filed in the months following market declines than in the months following market increases, a pattern

114. Using the adjusted means and medians previously discussed, see *supra* note 110 and accompanying text, the mean (median) in the post-PSLRA period is 2.74 (2.54) issuers sued per 100 publicly traded issuers.

115. These figures likely understate the risk of being a defendant in a class action because not all publicly traded issuers are equally likely to be sued. Class actions demonstrate a threshold effect—issuers must achieve a certain size in order to make a class action economically viable for the plaintiff's attorney. See Bohn & Choi, *supra* note 2, at 935–97. In their study of IPO securities litigation, Professors Bohn and Choi found that smaller offerings were virtually never subject to securities fraud class actions. They report that the relationship between size and suit incidence is statistically significant at the 0.5% confidence level. *Id.* at 936.

that has been unaffected by passage of the Reform Act.¹¹⁶ Taking broader market performance into consideration, one study by the National Economics Research Associates (NERA) found that market adjusted filings increased 61% for the period from 1996 through the first half of 1999.¹¹⁷ Similarly, a recent study by Cornerstone Research noted that from 2000 to 2001, litigation (excluding IPO allocation cases) increased 60% even though both years saw very similar negative returns to the Wilshire 5000 index.¹¹⁸ These findings suggest that market factors do not explain all of the increase in litigation following the Reform Act.

C. *What Explains the Amount of Post-Reform Act Litigation?*

An increase in litigation is consistent with the theory that fraudulent activity may increase following passage of the PSLRA.¹¹⁹ There is certainly anecdotal evidence to support this view. There have been a number of recent high-profile scandals in the securities markets, the most prominent involving Enron.¹²⁰ The SEC¹²¹ and many commentators¹²² have expressed concern about the increasing prevalence of financial statement fraud as issuers face substantial market pressure to meet analysts' earnings forecasts. The last few years have seen a substantial increase in accounting restatements.¹²³ It is certainly possible that if managers perceive a lower litigation risk, they may be more willing to engage in questionable accounting practices.¹²⁴ Auditors may have been more

116. TODD S. FOSTER ET AL., TRENDS IN SECURITIES LITIGATION AND THE IMPACT OF THE PSLRA 4 (1999), available at <http://www.nera.com/wwt/publications/3835.pdf> (last visited Dec. 1, 2002).

117. *Id.*

118. JOHN F. GOULD ET AL., CORNERSTONE RESEARCH, SECURITIES CLASS ACTION FILINGS 2001: A YEAR IN REVIEW 2 (2002).

119. See *supra* note 110 and accompanying text.

120. See Kurt Eichenwald & Diana B. Henriques, *Enron's Many Strands: The Company Unravels: Enron Buffed Image to a Shine Even as It Rotted from Within*, N.Y. TIMES, Feb. 10, 2002, § 1, at 1.

121. See Arthur Levitt, Chairman, SEC, *The Numbers Game*, Remarks at the N.Y.U. Center for Law and Business (Sept. 28, 1998), available at <http://www.sec.gov/news/speech/speecharchive/1998/spch220.txt>; Richard H. Walker, Director, SEC Division of Enforcement, *Behind the Numbers of the SEC's Recent Financial Fraud Cases*, Remarks at the 27th Annual National AICPA Conference on Current SEC Developments (Dec. 7, 1999), available at <http://www.sec.gov/news/speech/speecharchive/1999/spch334.htm>.

122. See, e.g., Karl Schoenberger, *When the Numbers Just Don't Add Up*, N.Y. TIMES, Aug. 19, 2001, § 3, at 1.

123. See FINANCIAL EXECUTIVES INSTITUTE, QUANTITATIVE MEASURES OF THE QUALITY OF FINANCIAL REPORTING 6 (June 7, 2001), available at <http://www.fei.org/download/QualFinRep-6-7-2k1.ppt> (last visited July 18, 2002) (finding that accounting restatements increased substantially from 1998 through 2000); Zoe-Vonna Palmrose & Susan Scholz, *Restated Financial Statements and Auditor Litigation 3* (Oct. 2000) (unpublished manuscript, on file with the author).

124. See Mark S. Beasley et al., *Preventing Fraudulent Financial Reporting*, 70 CPA J. 14, 20-21 (2000); Donald C. Langevoort, *Deconstructing Section 11: Public Offering Liability in a Continuous Disclosure Environment*, 63 LAW & CONTEMP. PROBS., 45, 55 (2000). There may be other explanations for an increase in accounting fraud. For example, Professors Gerety and Lehn link the prevalence of accounting fraud with the difficulty the market has in valuing assets. They speculate that this is because valuation difficulties will make it less likely that accounting fraud will be detected. Mason Gerety & Kenneth Lehn, *The Causes and Consequences of Accounting Fraud*, 18 MANAGERIAL &

willing to sign off on questionable accounting practices because they too face a lower risk of litigation after passage of the PSLRA and as a result of the Supreme Court's 1994 decision to eliminate aiding and abetting as a viable cause of action under Rule 10b-5.¹²⁵

An increase in fraudulent activity, however, is not the only explanation for an increase in class actions filings. Indeed, it is possible for the level of fraud to remain constant at the same time that filings increase. Such an equilibrium is possible if the Reform Act made securities litigation riskier by increasing the number of actions dismissed in pretrial proceedings. At the same time, however, the Act may also have decreased the fixed costs to the plaintiff's law firm for each case at least in part because the Act stays discovery while a motion to dismiss is pending.¹²⁶ In such a structure, it may make sense for plaintiffs' law firms that have invested significant sums to develop expertise in bringing securities class actions to develop strategies that respond to these new market conditions.

One such strategy might be to bring more rather than fewer actions and then to make smaller investments in each. This strategy may be rational if the expected costs of filing and litigation are less than the cost of doing additional pre-filing investigation to determine the merits of the suit.¹²⁷ One important factor in that calculus is whether attorneys face little downside risk from dismissals because courts rarely impose sanctions under Rule 11 of the Federal Rules of Civil Procedure.¹²⁸ In addition, if other market factors unrelated to passage of the PSLRA have made cases more valuable, then attorneys will continue to have incentives to

DECISION ECON. 587, 590 (1997). It would thus be reasonable to expect accounting restatements to increase along with the number of software and Internet companies that have significant intangible assets. Indeed, Gerety and Lehn find that the incidence of SEC accounting fraud charges is highest among firms in the computer, software, and pharmaceutical industries, the same industries that appear to face increased risk for securities class actions. *Id.* at 592-93.

125. *Cent. Bank of Denver v. First Interstate Bank of Denver*, 511 U.S. 164 (1994). The PSLRA provided additional protection for auditors and other secondary or collateral participants in securities transactions by creating a system of proportionate liability for "nonknowing" violators of the federal securities laws. See 15 U.S.C. § 78u-4(f)(2)(B)(i) (2000). Those found to have acted intentionally are still jointly and severally liable. See 15 U.S.C. § 78u-4(f)(2)(A). Even nonknowing violators may be liable for more than their proportionate share under certain circumstances if the plaintiff is unable to collect the remainder of the judgment from the other defendants. See 15 U.S.C. § 78u-4(f)(4).

For general analyses of proportionate versus joint and several liability for accountants, see Robert Mednick & Jeffrey J. Peck, *Proportionality: A Much Needed Solution to the Accountants' Legal Liability Crisis*, 28 VAL. U. L. REV. 867 (1994); Zoe-Vonna Palmrose, *The Joint & Several vs. Proportionate Liability Debate: An Empirical Investigation of Audit-Related Litigation*, 1 STAN. J. L. BUS. & FIN. 53 (1994).

126. These cost savings may be somewhat offset to the extent that the heightened pleading standard has caused plaintiffs' law firms to engage in more extensive pre-filing investigation. It is not clear how expensive or extensive these investigative efforts are after the PSLRA. See *infra* Part V. Moreover, advances in information technology and correlative decreases in costs of obtaining the information necessary to draft a complaint may also have reduced the cost of initiating a class action.

127. See Bone, *supra* note 2, at 561-62.

128. FED. R. CIV. P. 11(c).

take on the risks associated with securities class actions even if those risks increased after the Act.

In other words, plaintiffs' attorneys may simply seek greater portfolio diversification. Such diversification was an important economic strategy for plaintiffs' lawyers before the PSLRA, and there is nothing in the Act to eliminate its viability. To be sure, filing more cases does not create optimal diversification because attorneys will face the same risk associated with the Reform Act in each case.¹²⁹ Nonetheless, by suing multiple issuers in multiple circuits, plaintiffs' attorneys can diversify against the risks associated with inconsistent interpretation or application of the pleading standard.¹³⁰ Consequently, although unexpected, a strategic shift toward more frequent filings may make perfect sense for a rational, entrepreneurial plaintiffs' lawyer.¹³¹

There is some (although certainly not conclusive) evidence to support the existence of such an equilibrium. First, on the risk side of the equation there is evidence suggesting that there has been an increase in the dismissal rate following passage of the PSLRA. In the earliest study of dismissal rates, David Levine and Adam Pritchard found that 60% of a sample of decisions on motions to dismiss granted dismissal in some form.¹³² A later study by Professors Grundfest and Pritchard of 167 decisions on motions to dismiss found that 65.9% were granted in some form, although only 18% of the sample dismissed the case in its entirety with prejudice.¹³³ By comparison, pre-PSLRA studies found dismissal rates between 24% and 40%.¹³⁴

129. RICHARD A. BREALEY & STEWART C. MYERS, *PRINCIPLES OF CORPORATE FINANCE* 153–56 (5th ed. 1996). This is, of course, another reason why plaintiffs' attorneys increased filings in state court immediately after passage of the PSLRA. See Perino, *supra* note 16, at 302 (documenting the post-PSLRA shift to state court). Because the PSLRA consists largely of procedural reforms that would apply only in federal court, attorneys were able to eliminate this aspect of their legal risk with a state court filing.

130. See Johnson et al., *supra* note 102, at 782 (noting that “[a]n uncertain standard for liability therefore makes filing a diverse portfolio of cases a reasonable strategy for plaintiffs' lawyers”); Yablon, *supra* note 31, at 74–75. To more fully diversify, traditional securities class action firms also have an incentive to diversify into other practice areas, such as employment discrimination or products liability. There is some anecdotal evidence that this kind of practice diversification is occurring. For example, the web site of Milberg, Weiss, Bershad, Hynes & Lerach, undoubtedly the leading securities class action firm in the country, lists the firm's primary areas of expertise as “federal and state securities, insurance, antitrust and consumer litigation.” See Milberg, Weiss, Bershad, Hynes & Lerach, *Practice Areas*, available at <http://www.milberg.com/mil-cgi-bin/mil/?templ=practice-areas.html> (last visited Dec. 1, 2001).

131. Professor Coffee has suggested the possibility of such an increase in derivative actions following the adoption of more rigorous procedural requirements for those actions, including the greater use of special litigation committees. See Coffee, *supra* note 20, at 722–23.

132. David M. Levine & Adam C. Pritchard, *The Securities Litigation Uniform Standards Act of 1998: The Sun Sets on California's Blue Sky Laws*, 54 *BUS. LAW.* 1, 39–41 (1998). In the sample, 15% of the motions to dismiss were granted with prejudice, 34% were granted with leave to amend, and 11% were granted in part. *Id.* at 41.

133. See Grundfest & Pritchard, *supra* note 74, at 692.

134. Levine & Pritchard, *supra* note 132, at 40 (citing congressional testimony of Professor Joel Seligman, University of Michigan Law School).

Despite this apparent increase in dismissals, attorneys still do not appear to face a substantial sanctions risk. The PSLRA requires courts, upon final adjudication, to include in the record specific findings regarding each party's and each attorney's compliance with Rule 11.¹³⁵ This provision does not appear to have changed courts' reluctance to impose Rule 11 sanctions, and relatively small sanctions have been imposed in only a handful of reported cases.¹³⁶ Consequently, other than the opportunity and other costs associated with pursuing the case through a pre-trial dismissal, it appears that attorneys do not face significant downside risks in filing marginal or nonmeritorious securities class actions.

Certain market characteristics suggest that post-Reform Act cases may generate higher damages than pre-Reform Act cases. Accordingly, these cases will tend to be more valuable for the plaintiff's attorney and may well justify any increased risk of dismissal. In a typical after-market case, the amount of inflation in the stock price that the misrepresentation or omission caused and the number of shares that traded at the affected price largely determine the available damages.¹³⁷ Determining the amount of damages in a given case requires a sophisticated econometric analysis.¹³⁸ Often plaintiff's and defendant's experts will employ vastly different assumptions in their models, which tend to yield enormous differences in calculated damages.¹³⁹ As a result, it is difficult to conclude categorically that damages in post-PSLRA cases are higher than the damages in pre-PSLRA cases.

Nonetheless, certain market characteristics suggest the possibility that post-Reform Act cases may indeed be more valuable for plaintiffs' attorneys. For example, average annual share volume on the NASDAQ grew from 60.8 billion shares in the pre-PSLRA study period to 281.7 billion shares after passage of the PSLRA.¹⁴⁰ All other things being equal,

135. 15 U.S.C. §§ 77z-1(c)(1), 78u-4(c) (2000).

136. See PERINO, *supra* note 1, § 7.01, at 7001-16 (collecting and analyzing sanctions cases under the PSLRA).

137. See, e.g., *Green v. Occidental Petroleum Corp.*, 541 F.2d 1335, 1342-46 (9th Cir. 1976) (per curiam) (Sneed, J., concurring in part).

138. See Edward S. Adams & David E. Runkle, *Solving a Profound Flaw in Fraud-on-the-Market Theory: Utilizing a Derivative of Arbitrage Pricing Theory to Measure Rule 10b-5 Damages*, 145 U. PA. L. REV. 1097 (1997); Janet C. Alexander, *The Value of Bad News in Securities Class Actions*, 41 UCLA L. REV. 1421 (1994); Kenneth R. Cone & James E. Laurence, *How Accurate Are Estimates of Aggregate Damages in Securities Fraud Cases?*, 49 BUS. LAW. 505 (1994); Bradford Cornell & R. Gregory Morgan, *Using Finance Theory to Measure Damages in Fraud on the Market Cases*, 37 UCLA L. REV. 883 (1990); Daniel R. Fischel, *Use of Modern Finance Theory in Securities Fraud Cases Involving Actively Traded Securities*, 38 BUS. LAW. 1 (1982); Dean Furbush & Jeffrey W. Smith, *Estimating the Number of Damaged Shares in Securities Fraud Litigation: An Introduction to Stock Trading Models*, 49 BUS. LAW. 527 (1994); John F. Gould & Allan W. Kleidon, *Market Maker Activity on NASDAQ: Implications for Trading Volume*, 1 STAN. J. L. BUS. & FIN. 11 (1994); Jon Koslow, Note, *Estimating Aggregate Damages in Class-Action Litigation Under Rule 10b-5 for Purposes of Settlement*, 59 FORDHAM L. REV. 811 (1991).

139. Alexander, *supra* note 138, at 1423-26.

140. This figure was calculated using data obtained from the NASDAQ STOCK MARKET FACT BOOKS & COMPANY DIRECTORY (1992-1999) and from the Nasdaq Market data web site, available at http://www.marketdata.nasdaq.com/mr_module_menu.asp (last visited Dec. 2, 2002).

the greater number of shares trading means more shares will trade during a given class period at an affected price. That will of course tend to yield more damages. It also appears that market volatility was significantly greater in the late-1990s to early-2000s than it was in the early to mid-1990s.¹⁴¹ Now, when a company announces bad news, there tends to be a much greater and swifter decline in the issuer's stock price. Such declines may yield a greater inflation figure and therefore more damages.

It is possible that the PSLRA may reduce available damages in some cases because it contains a damages limitations provision. That provision reflects Congress's concern that market losses in the typical securities fraud case might well exceed losses due to any fraudulent activity and that pre-Reform Act damage calculation methods failed to adequately take these differences into account.¹⁴² As a result, Congress saw a danger of overestimating plaintiff's damages.¹⁴³ The PSLRA limits so-called windfall damages by reducing plaintiff's recovery to the extent that there is an increase in the mean price of the subject security during the ninety days after the end of the class period.¹⁴⁴ There is no evidence, however, that the limitations provision has decreased damages in post-PSLRA cases in any meaningful way.¹⁴⁵

Looking at settlements involving post-PSLRA cases bolsters these conclusions with respect to case value. The data on settlements suggests that settlement amounts may be increasing. According to a 1999 study, the average settlement size for the period from January 1997 through June 1999 was \$8.60 million, only slightly higher than the \$8.18 million average for the period 1991 through 1996.¹⁴⁶ Median settlements for the two periods were \$4.13 million and \$4.53 million, respectively.¹⁴⁷ Bajaj, Mazumdar and Sarin report mean (median) settlements for the period 1996 through 1999 as \$18.09 million (\$4.25 million).¹⁴⁸ Both studies, however, categorize settlements by calendar year, not by the date filed and thus include cases in which the PSLRA does not apply. Neither is therefore a completely reliable benchmark for whether settlements in post-PSLRA litigation have increased.

141. Steven J. Cochran & Iqbal Mansur, *Stock Market Volatility*, J. FIN. SERVICE PROF., Jan. 2002, at 82, 87 (finding that "volatility in the early to mid-1990s was below historical levels while volatility increased substantially during the January 1998-June 2001 period").

142. HOUSE CONF. REPORT, *supra* note 24, at 42.

143. *Id.*

144. 15 U.S.C. § 78u-4(e) (2000).

145. PERINO, *supra* note 1, § 6.01, at 6011-17 (finding no cases reducing recoverable damages under this provision); see WILLIAM H. BEAVER ET AL., CORNERSTONE RESEARCH, SECURITIES REFORM: IMPLICATIONS FOR DAMAGES 2 (1996), available at http://www.cornerstone.com/pdfs/sec_ref.pdf (finding that price recoveries after filing of securities class action tend to be small and generally occur within hours or days of suit).

146. Martin et al., *supra* note 104, at 159.

147. *Id.*

148. MUKESH BAJAJ ET AL., SECURITIES CLASS ACTION SETTLEMENTS: AN EMPIRICAL ANALYSIS 28 (2000), available at http://securities.stanford.edu/research/studies/20001116_SSRN_Bajaj.pdf.

By contrast, Cornerstone Research compared pre-PSLRA filed cases with post-PSLRA cases settled through June 30, 1999, and found that mean (median) settlement amounts increased from \$7.8 million (\$4.0 million) to \$9.8 million (\$6.6 million).¹⁴⁹ The distribution of settlement amounts, however, was similar, with the highest percentage of settlements in both periods in the \$1 million to \$5 million range.¹⁵⁰ The Cornerstone study also does not provide a complete picture of post-PSLRA settlements for two reasons. First, it looks at a somewhat unrepresentative sample of cases that settled relatively quickly after being filed. The average settlements in those cases are typically smaller,¹⁵¹ in part because there is likely a greater percentage of weaker cases that defendants settle for nominal amounts to avoid litigation costs. Second, the Cornerstone sample does not account for a number of recent enormous settlements in post-PSLRA cases.¹⁵²

Table 2 reports more recent settlement data than other studies and, unlike the Bajaj, Mazumdar and Sarin study, only reports settlement data for post-PSLRA settlements. The settlements included in Table 2 were reported in SCAA from January 2001 through January 2002. The mean (median) settlement amount for the 144 settled cases was \$18,605,923 (\$5,750,000). Thus, mean settlement amount for this time period in post-PSLRA cases was similar to that found by Bajaj, Mazumdar and Sarin.

TABLE 2
SETTLEMENTS IN POST-PSLRA CASES (JAN. 2001–JAN. 2002)

Mean	\$18,605,922.69
Trim Mean (10%)	\$12,347,880.05
Median	\$5,750,000.00
Standard Deviation	\$35,849,756.17
Count	144

149. LAURA E. SIMMONS, SECURITIES LAWSUITS: SETTLEMENT STATISTICS FOR POST REFORM ACT CASES 1–3 (1999), available at <http://www.cornerstone.com/pdfs/settle.pdf>.

150. *Id.*

151. Bajaj, Mazumdar, and Sarin suggest that settlement amounts tend to increase the as the time between filing and settlement increases. BAJAJ ET AL., *supra* note 148, at 6. A recent follow-up study by Cornerstone finds mean and median post-PSLRA settlements in 207 class actions settled through 2000 to be \$29.0 million (\$5.7 million). For 2001, Cornerstone reports mean and median figures of \$16 million (\$5.3 million) for 96 settled cases. See CORNERSTONE RESEARCH, POST-REFORM ACT SECURITIES CASE SETTLEMENTS 2001: A YEAR IN REVIEW 2 (2002).

152. See, e.g., *In re Cendant Corp. Sec. Litig.*, 109 F. Supp. 2d 235 (D.N.J. 2000) (approving \$3.1865 billion settlement with issuer and auditors), *aff'd*, 264 F.3d 201 (3d Cir. 2001); *In re Ikon Office Solutions, Inc. Sec. Litig.*, 194 F.R.D. 166 (E.D. Pa. 2000) (approving \$111 million partial settlement); *3Com Agreement to Pay \$259M Is Second-Largest Securities Fraud Suit Pact*, SEC. LITIG. & REG. REP., Dec. 6, 2000, at 10 (discussing settlement of suit involving merger of 3Com Corp. and U.S. Robotics Corp.); *\$457 Settlement*, NAT'L L.J., Nov. 19, 2001, at A29 (reporting settlement of class action involving Waste Management, Inc.); *Disgruntled Informix Shareholders Win \$142 Million Settlement*, SEC. & COMMODITIES LITIG. REP., June 23, 1999, at 3 (reporting settlement involving Informix Software, Inc.).

This evidence suggests the possibility of an increase in post-PSLRA settlements. Again, that does not mean that the PSLRA caused an increase in settlement size. As discussed, many market characteristics might cause settlements to increase independent of the Reform Act.¹⁵³ But causation is largely irrelevant to the portfolio diversification model. The point is that if case values increase enough, then attorneys will still have incentives to undertake the risk of litigation under the PSLRA.

Along with those large settlements, of course, there have been equally large fee awards.¹⁵⁴ Those fees may not be as predictable or as large on a percentage basis as pre-PSLRA fee awards, given the increasing efforts of institutional investors to negotiate lower fees¹⁵⁵ and the courts' increasing use of auctions.¹⁵⁶ Nonetheless, the data on post-PSLRA market characteristics, settlements, and fee awards suggest that plaintiffs' attorneys still have significant incentives to file securities fraud cases.¹⁵⁷

More research is clearly needed. Several more years of data will provide additional evidence concerning whether annual litigation rates have in fact increased following passage of the PSLRA. During that same time period, we are also likely to have a better sense of the PSLRA's affect on settlement values and dismissal rates. To date, however, the evidence suggests that securities class actions are at least as frequent following passage of the PSLRA as they were before if not more

153. It is interesting to note, however, that game theoretical models of litigation suggest that settlements after the PSRLA should, at last in some cases, better reflect the underlying merits of the case. See James A. Holloway et al., *An Analysis of Settlement and Merit Under Federal Securities Law: What Will the Effect of the Reform of 1995?*, 18 J. ACCT. & PUB. POL'Y 1, 21–26 (1999). If future studies that control for differences in market characteristics find that settlement size has increased, then this would be evidence that the PSLRA has reduced the incidence of nonmeritorious class actions.

154. See, e.g., *Cendant*, 264 F.3d at 221 (vacating lower court approval of \$262 million fee award, but finding that the fee award under the retainer agreement negotiated with lead plaintiff could result in a fee as high as \$187 million).

155. See, e.g., *In re Horizon/CMS Healthcare Corp. Sec. Litig.*, 3 F. Supp. 2d 1208, 1211 (D.N.M. 1998) (discussing institutional investor's objection to attorney's fee award in proposed settlement); Keith L. Johnson, *Deterrence of Corporate Fraud Through Securities Litigation: The Role of Institutional Investors*, 60 LAW & CONTEMP. PROBS. 155 (1997); Keith Johnson, *Institutional Investors and Securities Class Action Reform: A Report from the Trenches*, CORP. GOVERNANCE ADVISOR, Jan./Feb. 1997, at 1 [hereinafter Johnson, *Institutional Investors*] (describing bidding process institutional investor used to select counsel); Maureen Milford, *UC Takes Charge of Enron Suit*, NAT'L L.J., Mar. 4, 2002, at A15 (noting that an institutional investor negotiated a fee of below 10% of recovery in Enron securities litigation).

156. See, e.g., *Cendant*, 264 F.3d at 220 (suggesting limited circumstances under which the PSLRA permits court to auction lead counsel position); *Armour v. Network Assocs., Inc.*, [2001 Transfer Binder] Fed. Sec. L. Rep. (CCH) ¶ 91,474, at 96,843 (N.D. Cal. June 4, 2001); *In re Quintus Sec. Litig.*, 201 F.R.D. 475, 483–86 (N.D. Cal. 2001); *In re Bank One S'holders Class Actions*, 96 F. Supp. 2d 780, 784–85 (N.D. Ill. 2000).

157. Additional evidence of how profitable securities class actions can be comes from the recent trial involving Milberg, Weiss, Bershad, Hynes & Lerach and Lexecon, Inc., in which Milberg settled a wrongful prosecution case for \$50 million. The jury awarded Lexecon \$45 million in compensatory damages and was to determine punitive damages when the case settled. Evidence at trial indicated that Milberg had earned over \$500 million in fees between 1988 and 1998 and that the annual compensation for its two leading partners was as high as \$16 million each. See Richard B. Schmitt, *Plaintiffs' Lawyer Lerach and Firm Ordered to Pay \$45 Million in Damages*, WALL ST. J., Apr. 13, 1999, at B23.

frequent. Whether this apparent increase is due to an increased level of fraud, an increase in filings in response to the increase in risk plaintiffs' attorneys face, or both remains unanswered.

IV. THE GEOGRAPHIC DISTRIBUTION OF CLASS ACTION FILINGS

While there is little evidence that the PSLRA's heightened pleading standard reduced the overall incidence of securities class actions, rigorous interpretation of the pleading standard is strongly correlated with reduced class action filings. Since the passage of the PSLRA, there has been a statistically significant decrease in litigation commenced in the Ninth Circuit, which adopted the most rigorous version of the pleading standard in the *Silicon Graphics* decision.¹⁵⁸ This shift in litigation away from the Ninth Circuit can be seen as a rational response to higher risks within one segment of the securities class action market, and is consistent with the initial shift of litigation from federal to state court after the passage of the PSLRA.¹⁵⁹ An examination of actions filed inside and outside the Ninth Circuit suggests that rigorous interpretation of the heightened pleading standard has a positive effect on case quality.

A. *Where Are Class Actions Filed After the PSLRA?*

Table 3 reports the number of issuers sued in each circuit from 1996 through 2000. Table 3 omits data on class actions filed in 2001 to reduce the possibility that the IPO allocation cases¹⁶⁰ skew the results of the geographic analysis. Virtually all of the IPO allocation cases have been filed in the Second Circuit. It is unclear, however, whether the Second Circuit's interpretation of the pleading standard played an important role in centering this litigation in the Southern District of New York. The Second Circuit follows the least restrictive interpretation of the PSLRA pleading standard.¹⁶¹ The complaints in these cases tend to allege violations of Rule 10b-5, which are governed by the PSLRA's strong inference standard. But the complaints are also based on alleged violations of Sections 11 and 12 of the Securities Act, which are not subject to the heightened pleading standard.¹⁶² The underwriter defendants in the cases are primarily located in New York. Historically, New York courts

158. See *In re Silicon Graphics Inc. Sec. Litig.*, 183 F.3d 970, 974 (9th Cir. 1999); see *supra* notes 78-79 and accompanying text (discussing the heightened Ninth Circuit standard).

159. See Perino, *supra* note 16.

160. See Hamblett, *supra* note 107; Hoppin & Rovella, *supra* note 107; Clearinghouse, *supra* note 98.

161. See *In re Scholastic Corp. Sec. Litig.*, 252 F.3d 63 (2d Cir. 2001); *Novak v. Kosaks*, 216 F.3d 300 (2d Cir. 2000).

162. See *In re S. Pac. Funding Corp. Sec. Litig.*, 83 F. Supp. 2d 1172, 1175 (D. Or. 1999). Arguably, the strong inference standard may still apply to these claims. A number of courts apply Rule 9(b) to Securities Act claims if they are "grounded in fraud." See *In re Stac Electronics Sec. Litig.*, 89 F.3d 1399, 1405 (9th Cir. 1996).

tend to have a larger share of cases involving the financial services industry. New York thus represents the most logical centralized forum for these cases, given that the issuer defendants are located across the country.¹⁶³ Rather than attempting to adjust for these variables, this portion of the analysis excludes cases filed in 2001.

TABLE 3
ISSUERS SUED BY CIRCUIT (1996–2000)¹⁶⁴

A. Total Issuers Sued by Circuit per Year													
	1st	2d	3d	4th	5th	6th	7th	8th	9th	10th	11th	DC	Total
1996	10	19	14	2	8	4	3	3	33	5	15	0	116
1997	9	36	13	2	9	5	12	10	70	5	23	2	196
1998	15	69	23	8	26	14	9	9	68	8	27	3	279
1999	14	37	22	12	27	13	12	7	60	10	27	1	242
2000	12	41	20	11	13	12	12	3	43	8	28	1	204
Total	60	202	92	35	83	48	48	32	274	36	120	7	1037
Probability	0.703	0.143	0.595	0.071	0.120	0.517	0.416	0.349	0.050	0.839	0.753	0.710	

B. Percentage of Issuers Sued by Circuit per Year													
	1st	2d	3d	4th	5th	6th	7th	8th	9th	10th	11th	DC	Total
1996	8.62	16.38	12.07	1.72	6.90	3.45	2.59	2.59	28.45	4.31	12.93	0.00	100.00
1997	4.59	18.37	6.63	1.02	4.59	2.55	6.12	5.10	35.71	2.55	11.73	1.02	100.00
1998	5.38	24.73	8.24	2.87	9.32	5.02	3.23	3.23	24.37	2.87	9.68	1.08	100.00
1999	5.79	15.29	9.09	4.96	11.16	5.37	4.96	2.89	24.79	4.13	11.16	0.41	100.00
2000	5.88	20.10	9.80	5.39	6.37	5.88	5.88	1.47	21.08	3.92	13.73	0.49	100.00
Total	5.79	19.48	8.87	3.38	8.00	4.63	4.63	3.09	26.42	3.47	11.57	0.68	100.00

Excluding 2001, only two circuits, the Fourth and the Ninth, have seen statistically significant changes in the annual proportions of issuers sued in the circuit. The Fourth Circuit's percentage rose from 1.72% and

163. In examining overall class action filings, this article considered raw 2001 filings and an adjusted filing figure that eliminated actions with only IPO allocation allegations. See *supra* Part III. Even this adjusted figure, however, may introduce confounding variables into analyzing geographic distribution because many of the cases containing both IPO allocation allegations and nonallocation allegations were filed in the Second Circuit. See Securities Class Action Clearinghouse, *2001 Other IPO Allegations*, available at http://securities.stanford.edu/IPO_Cases/others_IPO.html (last visited Dec. 1, 2002).

164. Table 3 reports the number and percentage of issuers sued per year in each circuit for the period January 1, 1996 through December 31, 2000. Issuers sued in multiple circuits in the same year are included in all circuits. Probabilities are chi-square tests comparing the proportion of issuers sued within a circuit over the study period. Significant results are in bold.

1.02% of total issuers sued in 1996 and 1997, respectively, to 4.96% and 5.39% of filings in 1999 and 2000, respectively. The relative infrequency of class action litigation in the Fourth Circuit means we must interpret this increase with caution. Nevertheless, it seems clear that to the extent this is a real increase in the incidence of litigation, it is not the result of a change in pleading standard in the Fourth Circuit. During the study period, the Fourth Circuit did not adopt a particular interpretation of the pleading standard,¹⁶⁵ although district courts within the circuit applied either the Second Circuit or the intermediate standard.¹⁶⁶

A possible explanation for the observed growth in securities class action activity in the Fourth Circuit may be the growth of the high technology industry in the Circuit, although additional research is necessary to confirm this association. The high technology industry in Maryland and Virginia appears to have expanded significantly in the mid- to late-1990s.¹⁶⁷ These states also ranked high in IPO funds raised,¹⁶⁸ much of which went to high technology start-ups. This explanation is also consistent with the findings on high technology litigation risk.

Over the studied period, there has been a decrease in the proportion of issuers sued in the Ninth Circuit. In the first year under the PSLRA, 28.45% of the issuers sued were sued in the Ninth Circuit. That percentage rose to 35.71% in 1997. From there it dropped below 25% in 1998 and 1999 and settled at nearly 21% in 2000. Changes in the high technology market do not seem to explain the decrease in litigation in the Ninth Circuit. California, the home of Silicon Valley, had a booming high technology market throughout the late 1990s and into 2000.¹⁶⁹ California accounted for by far the largest number of IPOs during this time period, many of which were in high technology.¹⁷⁰

Still, there is one obvious difficulty in linking the decline in class action filings with the Ninth Circuit's adoption of the *Silicon Graphics* standard. Figure 2 shows Ninth Circuit filings as a percentage of all filings over six month periods. There is a great deal of variation among

165. See *Phillips v. LCI Int'l, Inc.*, 190 F.3d 609, 620-21 (4th Cir. 1999).

166. See PERINO, *supra* note 1, §§ 3.01 D.2 & 4.

167. See OFFICE OF TECH. POLICY, DEP'T OF COMMERCE, *THE DYNAMICS OF TECHNOLOGY-BASED ECONOMIC DEVELOPMENT: STATE SCIENCE AND TECHNOLOGY INDICATORS 3-21, 3-47* (2d ed. Oct. 2001) (noting that both states ranked in the top ten nationally in five categories of Technology Intensity of Business base).

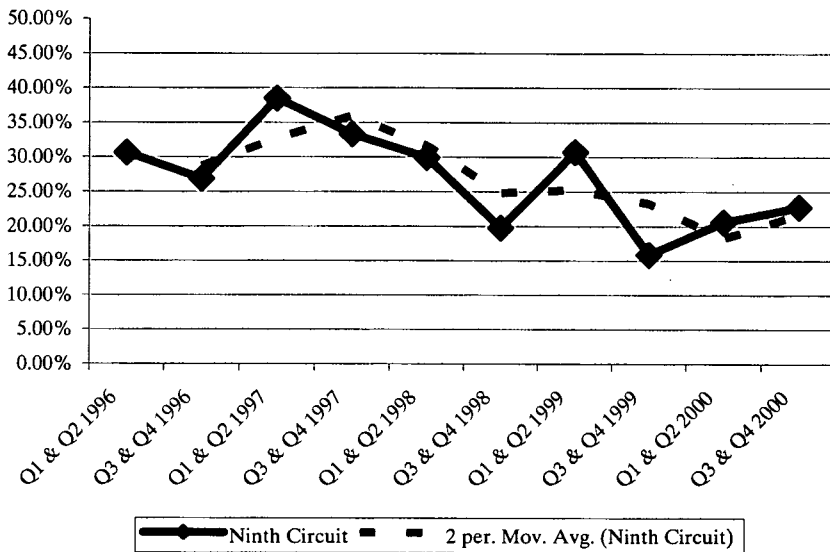
168. See *id.* at 3-21, 3-47 (noting that Maryland ranked seventh and Virginia fourteenth nationally in IPO funds raised); SEC. INDUS. ASS'N, 2001 SECURITIES INDUSTRY FACTBOOK 18 (Grace Toto & George Monahan eds., 2001) (noting that Maryland ranked eleventh in 2000 and twelfth in 1999 while Virginia ranked thirteenth in 2000 and ninth in 1999 in IPOs).

169. See OFFICE OF TECH. POLICY, *supra* note 167, at 2-47, 2-53 (noting that in 1998 California had 54,815 high technology establishments and 8,044 high technology "establishment births," both approximately double the next leading state).

170. For example, of the 446 IPOs in 2000, 131 were for California-based issuers. HALE & DORR, 2000: THE IPO REPORT 5 (2001). Similarly, in 1999, 169 of the 480 IPOs by United States's issuers were by California-based companies. HALE & DORR, 1999: THE IPO REPORT 4 (2000). On average from 1998 through 2000, California companies raised on average \$11.294 billion per year in IPOs. See OFFICE OF TECH. POLICY, *supra* note 167, at 2-43.

semi-annual periods. A two-period moving average, however, suggests that the decline in Ninth Circuit filings began before the Ninth Circuit's July 1998 decision in *Silicon Graphics*.

FIGURE 2
PERCENTAGE OF ISSUERS SUED IN THE NINTH CIRCUIT SEMIANNUALLY
(1996-2000)



Nonetheless, how the Ninth Circuit interpreted the pleading standard may still play a significant role. The Ninth Circuit essentially affirmed the standard the district court had adopted in *Silicon Graphics* in 1996.¹⁷¹ A number of courts followed the district court's standard even before the Ninth Circuit's decision.¹⁷² Moreover, there is evidence that courts within the Ninth Circuit applied the pleading standard much more rigorously than other courts and accordingly dismissed more cases than courts in other circuits.¹⁷³ Even those district courts unwilling to adopt

171. *In re Silicon Graphics, Inc. Sec. Litig.*, 183 F.3d 970 (9th Cir. 1999) (finding the allegations did not create a strong inference of knowing misrepresentation or deliberate recklessness); *In re Silicon Graphics, Inc. Sec. Litig.*, 970 F. Supp. 746 (N.D. Cal. 1997) (granting defendants' motion to dismiss with leave to amend); *In re Silicon Graphics, Inc. Sec. Litig.*, No. C96-0393FMS, 1996 U.S. Dist. LEXIS 16989 (N.D. Cal. Sept. 26, 1996).

172. *See Brady v. Anderson*, No. CV 97-2154(SHx), 1998, U.S. Dist. LEXIS 20774, at *23 (C.D. Cal. May 28, 1998); *In re Yes! Entm't Corp. Sec. Litig.*, No. C97-01388CB, 1998 U.S. Dist. LEXIS 22106, *2-3 (N.D. Cal. May. 14, 1998); *Powers v. Eichen*, 977 F. Supp. 1031, 1039 (S.D. Cal. 1997). *But see Hockey v. Medhekar*, 30 F. Supp. 2d 1209, 1222-23 (N.D. Cal. 1998) (adopting Second Circuit standard); *In re Stratosphere Corp. Sec. Litig.*, 1 F. Supp. 2d 1096, 1107 (D. Nev. 1998) (adopting intermediate approach).

173. *See Lerach*, *supra* note 74, at 615-16; *Levine & Pritchard*, *supra* note 132, at 40. Litigators generally perceive that the Northern District of California issues more defendant-favorable decisions

the *Silicon Graphics* interpretation of the strong inference portion of the pleading standard seemed willing to construe strictly other aspects of the heightened pleading standard. A number of courts, for example, dismissed cases for failing to satisfy the specificity requirements of the PSLRA.¹⁷⁴ Other cases, including *Silicon Graphics*, rigorously applied the “all facts” portion of the heightened pleading standard.¹⁷⁵

The data in Table 3 demonstrate that through 2000, circuits adopting the least restrictive standards (the Second and Third Circuits) have not seen significant increases in class action filings.¹⁷⁶ Nor do there appear to be real differences in circuits adopting intermediate interpretations of the pleading standard. It is harder, however, to draw firm conclusions with respect to a number of these circuits for two reasons. First, they tend to have lower levels of class action filings than circuits like the Second and Ninth, and thus it is more difficult to demonstrate statistical significance. Second, many adopted an intermediate approach either after 2000 or relatively late in the study period.¹⁷⁷

It may be, however, that the intermediate standards do not involve the same level of risk as the *Silicon Graphics* standard. The Second Circuit and intermediate standards have much in common. For example, only the Ninth Circuit completely rejects the motive and opportunity test for demonstrating a strong inference of scienter.¹⁷⁸ The focal point for all of the decisions adopting an intermediate standard is their limited rejec-

than other district courts. See Melvyn I. Weiss, *Private Securities Litigation Reform Act: Significant Developments Since Enactment in 1995*, N.Y. L.J., Oct. 16, 1997, at 9. Professors Grundfest and Pritchard suggest that this pro-defendant inclination in the Northern District is driven by the size of the docket in the Northern District and the presence of large numbers of cases against high technology issuers. See Grundfest & Pritchard, *supra* note 74, at 735 (noting that judges in districts with these characteristics tend to adopt more defendant favorable decisions).

174. See *Ronconi v. Larkin*, No. C-97-1319 CAL, 1998 U.S. Dist. LEXIS 6364, at *19–20 (N.D. Cal. May 1, 1998), *aff'd*, 253 F.3d 423 (9th Cir. 2001); *Wenger v. Lumisys, Inc.*, 2 F. Supp. 2d 1231, 1243–50 (N.D. Cal. 1998); *Molinari v. Symantec Corp.*, No. C-97-20021 JW, 1998 U.S. Dist. LEXIS 21668, at *10–26 (N.D. Cal. March 17, 1998); *Allison v. Brooktree Corp.*, 999 F. Supp. 1342, 1348–51 (S.D. Cal. 1998); *Polk v. Fritz (In re Fritz Cos. Sec. Litig.)*, No. C-96-2712 MHP, 1998 U.S. Dist. LEXIS 23063, at *8–31 (N.D. Cal. Mar. 5, 1998), *vacated by* 201 F.3d 444 (9th Cir. 1999) (*vacated and remanded for reconsideration in light of Ninth Circuit’s subsequent decision in Silicon Graphics*); *Head v. NetManage, Inc.*, No. C-97-4385 CRB, 1998 U.S. Dist. LEXIS 22733, at *2–5 (N.D. Cal. Feb. 23, 1998), *amended complaint dismissed*, 1998 U.S. Dist. LEXIS 20433 (N.D. Cal. Dec. 30, 1998); *Chan v. Orthologic Corp.*, 1998 WL 1018624, at *11–12 (D. Ariz. Feb. 5, 1998); *Genna v. Digital Link Corp.*, 25 F. Supp. 2d 1032, 1039–44 (N.D. Cal. 1997); *In re Oak Tech. Sec. Litig.*, No. 96-20552 SW, 1997 U.S. Dist. LEXIS 18503, at *7–35 (N.D. Cal. Aug. 1, 1997); *Zeid v. Kimberley*, 973 F. Supp. 910, 918–23 (N.D. Cal. 1997), *vacated by* 201 F.3d 446 (9th Cir. 1999) (*vacated and remanded for reconsideration in light of Ninth Circuit’s subsequent decision in Silicon Graphics*).

175. See, e.g., *Silicon Graphics*, 183 F.3d at 974, 983; *Chan*, 1998 WL 1018624, at *11.

176. Obviously, this is not true if one considers the IPO allocation cases filed in the Second Circuit in 2001.

177. See *Fla. State Bd. of Admin. v. Green Tree Fin. Corp.*, 270 F.3d 645 (8th Cir. 2001); *Nathenson v. Zonagen, Inc.*, 267 F.3d 400 (5th Cir. 2001); *City of Philadelphia v. Fleming Cos.*, 264 F.3d 1245 (10th Cir. 2001); *Helwig v. Vencor, Inc.*, 251 F.3d 540 (6th Cir. 2001) (en banc); *Greebel v. FTP Software, Inc.*, 194 F.3d 185 (1st Cir. 1999); *Bryant v. Avado Brands, Inc.*, 187 F.3d 1271 (11th Cir. 1999); *In re Comshare, Inc. Sec. Litig.*, 183 F.3d 542 (6th Cir. 1999).

178. See *Silicon Graphics*, 183 F.3d at 974.

tion of the motive and opportunity prong of the Second Circuit standard. These decisions recognize that allegations of motive and opportunity may be sufficient, in particular cases, to create a strong inference that the defendant acted with scienter.¹⁷⁹ It is only “catch-all allegations” of motive and opportunity that are insufficient to satisfy the strong inference standard.¹⁸⁰ That position is, for all practical purposes, identical to that of the Second Circuit and other courts that permit motive and opportunity pleading.¹⁸¹

In the circuits where there is as yet no definitive interpretation, there is a great deal of variation among district courts as to the proper interpretation of the heightened pleading standard.¹⁸² Relatively few district courts outside of the Ninth Circuit have adopted the *Silicon Graphics* standard.¹⁸³ Many more have adopted either the Second Circuit standard or some variation of an intermediate standard.¹⁸⁴ For these reasons, there may be less reason for plaintiffs’ attorneys to differentiate among the other circuits.

B. *Does Interpretation of the Pleading Standard Within a Circuit Affect Case Quality?*

That the prevailing pleading standard should drive forum selection is consistent with the entrepreneurial view of plaintiffs’ attorneys. Available empirical evidence suggests that the prevailing pleading standard in a circuit has real world consequences for plaintiffs’ attorneys. Professors Grundfest and Pritchard have found that courts that adopt more stringent pleading standards are more likely to dismiss cases.¹⁸⁵ As a result, litigation in the Ninth Circuit would, all other things equal, be riskier than litigation in other circuits. It would not be surprising under these

179. See, e.g., *City of Philadelphia*, 264 F.3d at 1249 (noting that motive and opportunity allegations “may be considered as part of the mix of information that may, in appropriate circumstances, give rise to a strong inference of scienter . . .”); *Bryant*, 187 F.3d at 1286 (noting that “motive and opportunity are specific kinds of evidence, which along with other evidence might contribute to an inference of recklessness or willfulness”); *Comshare*, 183 F.3d at 551 (noting that “facts regarding motive and opportunity . . . may, on occasion, rise to the level of creating a strong inference of reckless or knowing conduct . . .”).

180. See, e.g., *Greebel*, 194 F.3d at 197 (quoting *In re Advanta Corp. Sec. Litig.*, 180 F.3d 525, 535 (3d Cir. 1999)).

181. Compare *Rothman v. Gregor*, 220 F.3d 81, 90 (2d Cir. 2000) (holding that “what is required . . . is not a bare invocation of ‘magic words such as ‘motive and opportunity’, but an allegation of facts showing the type of particular circumstances that our case law has recognized will render motive and opportunity probative of a strong inference of scienter (citations omitted)), with *Helwig*, 251 F.3d at 550 (noting that “[w]hile it is true that motive and opportunity are not substitutes for a showing of recklessness, they can be catalysts to fraud and so serve as external markers to the required state of mind Accordingly, facts presenting motive and opportunity may be of enough weight to state a claim under the PSLRA, whereas pleading conclusory labels of motive and opportunity will not suffice.”).

182. See PERINO, *supra* note 1, §§ 3.01 D.2–4.

183. See *id.* § 3.01 D.3.

184. *Id.* §§ 3.01 D.2 & .4.

185. See Grundfest & Pritchard, *supra* note 74, at 735.

circumstances for attorneys to develop filing strategies to address that risk. This kind of geographic shift is also consistent with the shift of litigation from federal to state court immediately following passage of the PSLRA. Previous empirical analyses have suggested that the heightened pleading standard affected attorneys' forum choices and drove weaker cases to state court.¹⁸⁶

The analysis in this section compares several characteristics in Ninth Circuit cases to cases filed in other circuits. Section B.1 examines the nature of the allegations in the complaint. Section B.2 examines market characteristics of the companies sued.

1. *Complaint Characteristics*

Not all allegations of fraudulent conduct are equally strong. For example, scholars and courts often consider allegations of accounting misrepresentations or unusual trading by insiders during the class period as generally stronger, all other things being equal, than allegations that a company's forecasts or other predictive statements were fraudulently made.¹⁸⁷ There is empirical research demonstrating that cases involving accounting misrepresentations have a higher settlement value than other securities class actions.¹⁸⁸ Even before passage of the PSLRA, courts had long been critical of complaints based solely on forward-looking statements, often finding that they amounted to little more than "fraud-by-hindsight."¹⁸⁹ These were precisely the kinds of potentially nonmeritorious claims that Congress focused on in passing the PSLRA. Indeed, in addition to the other procedural innovations of the PSLRA, Congress enacted a safe harbor for forward-looking statements because of its concern that the threat of litigation discouraged issuers from disclosing valuable predictive information to the market.¹⁹⁰ As a result, stand-alone allegations of a false predictive statement would generally appear to be the weakest cases.

Previous studies analyzing patterns of allegations in post-PSLRA complaints suggest that the higher pleading standard may have improved overall case quality. For example, one study found a significant increase in the percentage of Rule 10b-5 cases alleging accounting misrepresentations, from 33.9% in the pre-PSLRA period to 67.4% in the first year of

186. See Perino, *supra* note 16, at 307.

187. See Bohn & Choi, *supra* note 2, at 971-72; see also JOSEPH A. GRUNDFEST & MICHAEL A. PERINO, SECURITIES LITIGATION REFORM: THE FIRST YEAR'S EXPERIENCE 17-18 (John M. Olin Program in Law & Economics, Stanford Law School, Working Paper No. 140, 1997) [hereinafter GRUNDFEST & PERINO, SECURITIES LITIGATION REFORM]; Perino, *supra* note 16, at 304-05.

188. See FOSTER ET AL., *supra* note 116, at 8 (finding that since passage of the PSLRA, cases with accounting misrepresentations settled for 37% more than nonaccounting cases).

189. See, e.g., *San Leandro Emergency Med. Group Profit Sharing Plan v. Philip Morris Cos.*, 75 F.3d 801, 812 (2d Cir. 1996); *Denny v. Barber*, 576 F.2d 465, 470 (2d Cir. 1978).

190. 15 U.S.C. §§ 77z-2, 78u-5 (2000); see HOUSE CONF. REPORT, *supra* note 24, at 14-21; SENATE REPORT, *supra* note 4, at 15-18.

litigation under the Act.¹⁹¹ Subsequent studies demonstrate that accounting misrepresentation cases remain an important component of post-PSLRA litigation.¹⁹² The causal relationship between passage of the PSLRA and the incidence of these kinds of claims remains unclear, however, because of the dramatic increase in accounting restatements in the post-PSLRA period.¹⁹³

Similarly, allegations of trading by insiders were significantly more frequent in cases filed in the first year under the PSLRA (i.e., 56.5% post-PSLRA versus 20.7% pre-PSLRA).¹⁹⁴ At the same time, complaints based solely on false or misleading forward-looking information, which were a particular concern for Congress, were relatively infrequent in the first year of litigation, appearing in only 6.5% of the cases.¹⁹⁵

This article extends these earlier studies by examining intercircuit differences in interpretation of the PSLRA's pleading standard. Table 4 compares the frequency of allegations against issuers sued in the Ninth Circuit after the decision in *Silicon Graphics* with issuers sued in other circuits during the same time period. The focus of this analysis is to assess whether there are objective differences between the two samples that suggest a real difference in case quality.¹⁹⁶ The Post-*SGI* Ninth Circuit sample is a random sample of eighty issuers sued in that circuit from July 3, 1998 (the day after the *Silicon Graphics* decision) until June 30, 2001.¹⁹⁷ The Post-*SGI* Other Circuits sample includes issuers sued outside the Ninth Circuit during the same time period. To reduce possible confounding variables, the Other Circuits sample was constructed to match, to the extent possible, the industry¹⁹⁸ and exchange distributions

191. See GRUNDFEST & PERINO, SECURITIES LITIGATION REFORM, *supra* note 187, at 18 tbl.9. Other studies of post-PSLRA litigation also find an increase in accounting misrepresentation cases, although the numbers vary somewhat from study to study. See FOSTER ET AL., *supra* note 116, at 4 (accounting cases increased from 38% in five years preceding PSLRA to 53% in first four years after PSLRA); SEC REPORT, *supra* note 88, at 20 (43% of class actions filed in 1996).

192. PRICEWATERHOUSECOOPERS LLP, 2000 SECURITIES LITIGATION STUDY 2 (2001) (finding that accounting cases rose from 45% of all state and federal securities class action filings in 1996 to 53% in 2000).

193. See *supra* note 123 and accompanying text; see also PRICEWATERHOUSECOOPERS LLP, *supra* note 192, at 2 (noting that 35% of accounting cases since 1998 followed an announcement that issuer was restating its financial statements); SEC REPORT, *supra* note 88, at 22 (finding that 18% of class actions involve accounting restatements). At least one study suggests, however, that the growth in restatement cases began before passage of the PSLRA. See FOSTER ET AL., *supra* note 116, at 5.

194. GRUNDFEST & PERINO, SECURITIES LITIGATION REFORM, *supra* note 187, at 18 tbl.9.

195. *Id.*

196. Data on allegations were obtained from the PSLRA notices published with respect to the first class action filed against an issuer. These notices typically contain lengthy descriptions of the allegations lodged in the complaint. If the first-published notice contained inadequate information with respect to the complaint's allegations, the second-published notice was also reviewed.

197. Data on geographic distribution include only cases filed through December 31, 2000 to reduce the possibility that the IPO allocation cases would introduce confounding variables into the analysis. Actions filed in the first half of 2001 are included here to generate larger samples for statistical analysis. These samples exclude IPO allocation cases.

198. The industry categories used in these samples are discussed *infra* in Part V. Both samples contain very similar distributions of three-digit SIC codes, although several issuers included in the

of the Post-*SGI* Ninth Circuit sample. The descriptive statistics, with respect to industry and exchange for the two samples, are reported in Panel A of Table 8.¹⁹⁹

The data in Table 4 demonstrate that the sample of Post-*SGI* Ninth Circuit class actions has a higher proportion of complaints alleging accounting misrepresentations or insider trading, although these proportions are not significantly different than those in the Post-*SGI* Other Circuits sample. Cases that combine these allegations, however, are significantly more frequent in the Ninth Circuit.²⁰⁰ Such cases account for 16.25% of the cases filed in the Ninth Circuit, as compared to only 7.5% of the cases in other circuits. This finding is consistent with earlier studies that found that the cases that shifted to state court after passage of the PSLRA had a lower percentage of accounting misrepresentation allegations.²⁰¹ In other words, in both studies, the forum with the most stringent pleading standard has the highest concentration of what are, at least facially, the strongest cases.

TABLE 4
ALLEGATIONS IN POST-*SGI* CLASS ACTIONS²⁰²

	Post- <i>SGI</i> Ninth Circuit	Post- <i>SGI</i> Other Circuits	Probability
Accounting Misrepresentations	43	37	0.343
Trading by Insiders	32	24	0.185
Accounting Misrepresentations & Trading by Insiders	13	6	0.087
False Forecast	57	53	0.495
False Forecast Without Accounting or Trading	13	22	0.085

The opposite also appears to be true. False forecasting allegations are about as frequent in both samples. There are, however, a significantly higher proportion of cases that allege only a false predictive statement, with no allegation of trading by insiders or accounting misrepresentations, in the Post-*SGI* Other Circuits sample. These cases make up 27.5% of the Post-*SGI* Other Circuits sample, but only 16.25% of the

samples were from SIC code groups with relatively few class actions. As a result, it was not possible to obtain a perfect match between the samples with respect to SIC codes.

199. See *infra* notes 267–70 and accompanying text.

200. Probability for a chi-square goodness of fit test equals 0.087.

201. Perino, *supra* note 16, at 312–13.

202. Table 4 reports the frequency of certain kinds of allegations in a random sample of class action complaints filed in the Ninth Circuit from July 3, 1998 to June 30, 2001 (Post-*SGI* Ninth Circuit). The table also reports allegations from a sample of class actions from circuits other than the Ninth Circuit matched, to the extent possible, for industry classification and exchange from July 3, 1998 to June 30, 2001 (Post-*SGI* Other Circuits). Probabilities are for chi-square tests comparing the proportion of complaints with the referenced allegation. Significant results are in bold.

Post-*SIG* Ninth Circuit sample.²⁰³ Thus, the Ninth Circuit after *Silicon Graphics* appears to have a lower proportion of the weaker cases and a higher proportion of the stronger cases.

To be sure, the existence of allegations in the complaints tells us nothing about the relative merits of those claims.²⁰⁴ Nonetheless, it can provide at least an initial assessment with respect to the case's relative strength. The presence of such allegations may also tell us something about plaintiffs' attorneys' assessment of the expected return from filing the case to the extent that the presence of certain allegations makes it more likely that the case survives under the heightened pleading standard.²⁰⁵ In this way, the attorney can get the maximum value out of minimal prefiling investigation if the facts underlying these kinds of allegations are easily and cheaply uncovered.²⁰⁶

There is another obvious limitation to this analysis. Critics of the heightened pleading standard claim that the costs associated with any reduction in nonmeritorious filings are too high because a standard like *Silicon Graphics* creates too great a risk that legitimate claims will be dismissed.²⁰⁷ While these data suggest that case quality in the Ninth Circuit after *Silicon Graphics* may be higher, they do not address whether the standard has deterred plaintiffs' attorneys from bringing legitimate fraud cases because they were unlikely to satisfy the pleading standard. Indeed, there is no direct empirical method to investigate this proposition.

A number of scholars have used event study methodology to assess whether the *Silicon Graphics* decision or passage of the PSLRA is associated with abnormal positive or negative market returns. An abnormally positive market reaction to either event would provide indirect evidence that the costs of deterring nonmeritorious suits outweigh any incidental effect on legitimate fraud claims. The results of these analyses are somewhat mixed, but tend to suggest that the market viewed both events as positive developments.

203. Probability for a chi-square goodness of fit test equals 0.085.

204. For example, although accounting misrepresentations and insider trading allegations are typically considered among the strongest claims, not all allegations will be sufficient to survive a motion to dismiss. See, e.g., *Chill v. Gen. Elec. Co.*, 101 F.3d 263, 270 (2d Cir. 1996) (holding that plaintiffs must link any alleged violation of generally accepted accounting principles with specific factual allegations that demonstrate defendants acted with scienter); *Shaw v. Digital Equip. Corp.*, 82 F.3d 1194, 1224 (1st Cir. 1996) (noting that "the mere fact that insider stock sales occurred does not suffice to establish scienter").

205. See *Perino*, *supra* note 16, at 278 (using presence of particular allegations to support the hypothesis that plaintiffs' attorneys were filing weaker cases, in other words, cases that were less likely to survive under the PSLRA's heightened pleading standard in state court).

206. This seems to be the case. Section 16(a) of the Securities Exchange Act requires certain insiders of the issuer to report transactions in the issuer's securities. 15 U.S.C. § 78p(a) (2000). Under that provision, the SEC has promulgated regulations requiring specified insiders to report trading on SEC Form 4. Likewise, issuers invariably announce accounting restatements.

207. See *Sale*, *Internal-Information Standard*, *supra* note 75, at 540; *Stout*, *supra* note 75, at 714-15.

Professors Johnson, Nelson, and Pritchard have used event study methodology to find a significant positive market reaction to the *Silicon Graphics* decision.²⁰⁸ They document a cumulative positive mean abnormal return of 1.78% in the two trading days following the court's decision.²⁰⁹ The positive abnormal return was significantly larger for issuers headquartered in the Ninth Circuit and for those with characteristics that indicated that they might be at greater risk for being sued in a nonmeritorious securities class action.²¹⁰ The authors conclude that these data support the hypothesis that the decision generally enhances shareholder wealth—shareholders are helped more by the reduction in costs associated with nonmeritorious suits than they are harmed by any decrease in the deterrence function of class actions.²¹¹

These findings are consistent with other event studies that examine the overall market impact of passage of the PSLRA, although the difficulty in isolating passage of the Act from confounding variables undercuts the power of these statistical observations. Professors Spiess and Tkac examine the stock price performance of 1,485 firms in four industries that seem particularly susceptible to securities class action lawsuits—biotechnology, computers, electronics, and retailing.²¹² They document a significantly negative stock price response among these firms to rumors that President Clinton would unexpectedly veto the PSLRA and a significant positive reaction on December 20, 1995 when the House overrode that veto.²¹³ Spiess and Tkac conclude that this market reaction “strengthens the inference that, for the average firm, the positive aspects of the bill—litigation defense costs savings, more disclosure of pertinent information, and an increased ability to retain outside directors—outweigh the potential for less accurate disclosure, or the inability of investors to receive proper redress on meritorious suits.”²¹⁴

Professors Johnson, Kaznik, and Nelson report similar positive abnormal returns for a sample of 489 firms in the pharmaceutical, computer hardware, and computer software industries.²¹⁵ Their data, however, also reveal significant cross-sectional variation. While the stock price reaction was increasingly positive for firms with the greatest risk of being sued in a securities class action, firms at a greater risk for meritorious claims showed a cumulative negative stock price reaction to the veto and override of the PSLRA.²¹⁶ This finding is consistent with the views of the

208. See Johnson et al., *supra* note 102, at 794.

209. *Id.* This result was significant at the 99% level of confidence. *Id.*

210. *Id.* at 794–800.

211. *Id.* at 802–04.

212. D. Katherine Spiess & Paula A. Tkac, *The Private Securities Litigation Reform Act of 1995: The Stock Market Casts Its Vote . . .*, 18 *MANAGERIAL DECISION & ECON.* 545 (1997).

213. *Id.* at 553–54.

214. *Id.* at 555.

215. Marilyn F. Johnson et al., *Shareholder Wealth Effects of the Private Securities Litigation Reform Act of 1995*, 5 *REV. ACCT. STUD.* 217, 222–23 (2000).

216. *Id.* at 223.

Act's critics who suggest that uniform application of the PSLRA across cases could result in dismissal of some meritorious claims. Nonetheless, like Spiess and Tkac, these authors conclude that the overall positive impact on firm value demonstrates that "the PSLRA has improved the balance between investor protection and the deterrence of frivolous lawsuits" ²¹⁷

Professors Ali and Kallapur challenge these conclusions.²¹⁸ They suggest that the December 20, 1995 positive stock price reaction was more likely attributable to the presidential veto rather than to the House override.²¹⁹ As a result, they conclude that shareholders had an overall negative reaction to passage of the PLSRA.²²⁰ Although Professors Ali and Kallapur ultimately conclude that the December 20 return "is inconclusive because of the confounding events," they point to negative stock price reactions to earlier legislative events and to the defeat of plaintiff-friendly Proposition 211 in California to support their conclusion.²²¹

While Ali and Kallapur aptly demonstrate the problems inherent in such event studies, there are at least four difficulties in their analysis. First, a number of the events were widely anticipated, thereby decreasing the utility of event study analysis.²²² Second, the authors' conclusion with

217. *Id.* at 230.

218. Ashiq Ali & Sanjay Kallapur, *Securities Price Consequences of the Private Securities Litigation Reform Act of 1995 and Related Events*, 76 ACCT. REV. 431 (2001).

219. *Id.* at 432.

220. *Id.* at 456.

221. Proposition 211 would have established private securities fraud causes of action that were more plaintiff-favorable than federal law. Proposition 211 was an unsuccessful California state ballot initiative that purported to undo congressional reform efforts. See Bill Ainsworth, *Prop 211 Spending Nearing \$50 Million Mark*, RECORDER, Oct. 28, 1996, at 1; William Clairborne, *Battle over Lawsuits Raging in California; Ballot Initiatives Pit Silicon Valley Computer Titans Against Trial Lawyers' Lobby*, WASH. POST, Mar. 17, 1996, at A3; Reynolds Holding, *Look for More Lawsuit Measures on Ballot: 4 New Initiatives Scheduled for Vote in November*, S.F. CHRON., Mar. 28, 1996, at A20; Dan Morain, *Meet the Attorney That Proposition 201 Backers Love to Hate; Election: Securities Lawyer Bill Lerach Says the Initiative Is One Attempt by Corporate Bosses to Have Their Own Way*, L.A. TIMES, Mar. 24, 1996, at A42; Ben Sherwood, *Opinion, The Hidden Powers Behind High-Sounding Campaign Names*, L.A. TIMES, Mar. 31, 1996, at M6. In reality it went much further. Some of its provisions were significantly more liberal than federal law. Others, including a private right of action for aiding and abetting a securities fraud violation, embodied policy choices that Congress had considered, but then rejected. Ultimately, Proposition 211 lost by a wide margin. See Peter Passel, *Economic Scene; Big Business Was a Big Winner, Too*, N.Y. TIMES, Nov. 7, 1996, at D1 (noting that 74% of voters opposed Proposition 211); G. Pascal Zachary, *California's Defeat of Legal, Insurance Overhaul Raises Questions About Tort Reform Nationwide*, WALL ST. J., Mar. 28, 1996, at A16.

222. See Mark H. Anderson & Jeffrey Taylor, *House, Senate Set Package to Curtail Suits Against Firms*, WALL ST. J., Nov. 29, 1995, at A4 (reporting that full House and Senate were expected to approve bill reported out of conference committee); Jeffrey Taylor, *GOP-Controlled House Likely to Limit Investor Suits Against Public Companies*, WALL ST. J., Jan. 20, 1995, at C1 (reporting that "new Republican-controlled Congress appears virtually certain to push through legislation soon restricting investor lawsuits . . ."); Jeffrey Taylor, *Securities-Industry Boon Seen in Fraud-Suit Limits*, WALL ST. J., June 14, 1995, at C1 (reporting that Senate "Banking Committee's bill is expected to be approved in the full Senate by a healthy majority . . .").

For discussion of the difficulty of using event study analysis to study legislation, particularly the problems associated with isolating the dates on which new information becomes available, see John J. Binder, *Measuring the Effects of Regulation with Stock Price Data*, 16 RAND J. ECON. 167, 168-70,

respect to the December 20 stock price reaction hinges on their opinion that the presidential veto was more surprising than the House override.²²³ Putting aside the problems associated with scaling levels of surprise, the authors' conclusion discounts how surprising it was for the House to override the veto so quickly and what that meant for ultimate enactment of the PSLRA.²²⁴ Third, the authors ignore certain confounding variables. They attribute a negative stock price reaction on December 5 to Senate passage of the Conference bill,²²⁵ but seemingly ignore news on the same day that the President was undecided as to whether he would sign the bill.

Finally, Ali and Kallapur's findings seem somewhat inconsistent and insensitive to changes to the bill as it passed through the legislative process. The earliest House bill was quite draconian and likely went too far in restricting private lawsuits.²²⁶ So it is not surprising that when the SEC criticized the bill, there was an abnormal negative stock market reaction.²²⁷ But when the House amended the bill to address these objections, the market reacted positively,²²⁸ suggesting its assessment that a more moderate bill was appropriate. The authors fail to explain why there would be a positive reaction to that amendment, but a negative reaction when the Senate and House passed a Conference bill based in large part on the House bill, and a positive reaction when the President indicated he was likely to sign the Conference bill.²²⁹

Taken together, these event studies suggest the market's assessment that the positive aspects of the PSLRA outweighed any reduced deterrent threat of securities litigation. When combined with the complaint data presented here, they suggest that the *Silicon Graphics* standard may have improved case quality without excessively inhibiting plaintiffs' attorneys from bringing legitimate cases.

2. Market Characteristics

Table 5 reports data on the market characteristics of the two samples, in particular characteristics that are relevant to the size of potential damages in the action. As discussed previously, damages calculations are

174-79 (1985); G. William Schwert, *Using Financial Data to Measure Effects of Regulation*, 24 J.L. & ECON. 121, 132-40, 150-53 (1981).

223. Ali & Kallapur, *supra* note 218, at 436.

224. Indeed, the PSLRA was the only instance during the Clinton administration when a presidential veto was successfully overridden.

225. See Ali & Kallapur, *supra* note 218, at 439.

226. See H.R. 1058, 104th Cong. (1st Sess. 1995). Among other things, the original House bill proposed to: (i) eliminate recklessness as a basis for liability; (ii) require actual reliance on a misstatement or omission, thereby eliminating the fraud-on-the market presumption; and (iii) requiring the winning party to pay the losing party's attorney's fees. *Id.*

227. Ali & Kallapur, *supra* note 218, at 440.

228. *Id.*

229. *Id.*

exceedingly complex,²³⁰ and there is insufficient information to make precise damage estimates for the two samples. Nonetheless, the market characteristics discussed here are related to the relative size of potential damages. For example, a misrepresentation or omission involving an issuer with more shares outstanding is likely to have more shares traded during the class period and therefore is likely to generate more damages. There also appears to be a statistically significant positive relationship between market capitalization and settlement size.²³¹ Settlement size is also positively correlated with investors' market losses.²³² If litigation is riskier in the Ninth Circuit as a result of the *Silicon Graphics* standard, then we should see plaintiffs' attorneys filing cases that have larger potential damages to compensate for that greater risk. These data suggest just such a result, although for a number of variables, the variation in the samples is too large to determine statistical significance.

As Table 5 demonstrates, the stock price declines at the end of the class period are slightly larger for the Ninth Circuit sample (-31.02% versus -30.07%), although this difference is insignificant. There are more pronounced differences in the mean shares outstanding and market capitalization of the two samples. Issuers in the Post-*SGI* Ninth Circuit sample have about 75.2% more shares outstanding than issuers in the Other Circuits sample. Not surprisingly, market capitalization for the Ninth Circuit issuers is 44.6% larger than for the Other Circuits issuers. Market loss at the end of the class period (stock price decline times shares outstanding at the end of the class period) is \$13.14 million greater on average for the Ninth Circuit issuers. The difference in trim means for market loss is significant at the 10% level.²³³

The market loss result reported here is consistent with a recent study by Cornerstone Research, which calculated maximum market losses and disclosure losses for issuers sued in 2000–2001.²³⁴ While there is substantial year-to-year variation, the average maximum dollar loss for Ninth Circuit issuers over the two-year period is \$9.57 billion versus \$1.33 billion for the issuers sued in other circuits.²³⁵ Average disclosure loss for the two-year period is \$1.07 billion in the Ninth Circuit versus \$0.68 billion for the other circuits.²³⁶ The Cornerstone study also ranked

230. See *supra* note 138 and accompanying text.

231. See FOSTER ET AL., *supra* note 116, at 8 (suggesting that capitalization was a proxy for solvency and available settlement funds).

232. See *id.* at 7–8 (noting that cases with higher investor losses have higher settlements, though settlement size does not increase proportionately).

233. $P(T \leq t)$ one-tail = 0.06. To account for the large variation in the data, this Article uses a 10% trim mean, which excludes 5% of the results from each tail of the distribution.

234. GOULD ET AL., *supra* note 118, at 2. "Maximum dollar loss" is the loss in market capitalization from the peak during the class period to the trading day immediately following the class period. "Disclosure dollar loss" is the decline in market capitalization from the day before the end of the class period to the day after the end of the class period. *Id.*

235. *Id.* at 11.

236. *Id.*

the largest twenty-five losses in each category for 2000 and 2001. The Ninth Circuit accounts for more issuers than any other individual circuit.²³⁷

TABLE 5
MARKET CHARACTERISTICS OF POST-SGI CLASS ACTIONS²³⁸

	Post-SGI Ninth Circuit	Post-SGI Other Circuits	Probability
<u>Stock Price Decline</u>			
Mean	-0.31021	-0.30742	0.4637
Trim Mean (10%)	-0.30365	-0.30464	0.4857
Median	-0.29191	-0.28968	
Standard Deviation	0.20904	0.17597	
<u>Shares Outstanding (millions)</u>			
Mean	195.85	111.79	0.2107
Trim Mean (10%)	65.47	54.01	0.1606
Median	36.97	31.18	
Standard Deviation	863.23	352.96	
<u>Market Capitalization (millions)</u>			
Mean	5,590.70	3,817.69	0.3172
Trim Mean (10%)	1,326.46	1,183.99	0.3410
Median	463.33	371.62	
Standard Deviation	29,711.87	14,980.04	
<u>Market Loss at End of Class Period (mil- lions)</u>			
Mean	-41.60	-28.46	0.2154
Trim Mean (10%)	-20.81	-15.01	0.0654
Median	-8.74	-10.14	
Standard Deviation	125.78	79.60	

While more research is needed, the significant decline in Ninth Circuit filings suggests that plaintiffs' attorneys perceive a greater risk in cases filed in the Ninth Circuit. Several studies suggest that case quality has generally improved since passage of the PSLRA. The analysis of

237. Of the fifty largest maximum dollar loss cases, fourteen are from the Ninth Circuit. Ninth Circuit cases account for fifteen of the fifty largest disclosure dollar loss cases. *Id.* at 6, 8.

238. Table 5 reports statistics for a random sample of class actions filed in the Ninth Circuit from July 3, 1998 to June 30, 2001 (Post-SGI Ninth Circuit) and for a sample of class actions from circuits other than the Ninth Circuit matched, to the extent possible, for industry classification and exchange from July 3, 1998 to June 30, 2001 (Post-SGI Other Circuits). Probabilities are for one-tail t-tests comparing the means of the two samples. Significant results are in bold.

complaint allegations here suggests the greatest improvement is found in the Ninth Circuit, where a greater proportion of facially stronger cases are being filed. The data also suggest that plaintiffs' attorneys may be compensating for higher litigation risk by bringing cases that are likely to have larger damages. These data support the hypothesis that the PSLRA succeeded in improving the overall quality of the cases being filed.

V. LITIGATION AGAINST HIGH TECHNOLOGY ISSUERS

Congress expressed repeated concern in the legislative history to the PSLRA that high technology issuers faced a disproportionate risk of being sued in securities class action litigation.²³⁹ There was some empirical support for that contention. Previous studies had found that, all other things being equal, high technology issuers were twice as likely to be sued in securities class actions as firms in other industries.²⁴⁰

Why high technology issuers face higher litigation risk is, however, subject to some debate. Congress linked high technology litigation risk to their use of forward-looking statements.²⁴¹ Other explanations, however, turn more on the incentives of the plaintiffs' lawyers. High technology firms with substantial share turnover may yield higher potential damages because more shares will trade at the allegedly inflated price.²⁴² Plaintiffs' attorneys may have to invest human capital to develop expertise in the disclosure and other risks associated with particular industries. Focusing their efforts on certain industries, particularly those like high technology that were growing rapidly, allows plaintiffs' attorneys to spread these costs more broadly.²⁴³ High technology companies also tend to be relatively new entrants to the public markets, may have less experience, and thus may make more mistakes with respect to disclosure requirements. Alternatively, executives of high technology firms appear to receive a greater proportion of their compensation in stock options and therefore may engage in more trading. Because plaintiffs' attorneys often rely on such trading to demonstrate fraudulent intent at the pleading

239. SENATE REPORT, *supra* note 4, at 5 ("Public companies—particularly high-tech, bio-tech and other growth companies, which are sued disproportionately in 10b-5 litigation—fear that releasing [forward-looking] information makes them even more vulnerable to attack.")

240. CHRISTOPHER L. JONES & SETH E. WEINGRAM, WHY 10B-5 LITIGATION RISK IS HIGHER FOR TECHNOLOGY AND FINANCIAL SERVICES FIRMS 1 (John M. Olin Program in Law & Economics, Stanford Law School, Working Paper No. 132, 1996).

241. See *supra* note 34 and accompanying text.

242. JONES & WEINGRAM, *supra* note 240, at 8–9 (finding that higher share turnover at high technology firms is positively associated with litigation risk).

243. See Bohn & Choi, *supra* note 2, at 946; see also Carelton et al., *supra* note 102, at 497–98 (finding in a sample of 348 settlements of open market securities class actions that 30.5% involved high technology companies); GRUNDFEST & PERINO, SECURITIES LITIGATION REFORM, *supra* note 187, at 15–16.

stage,²⁴⁴ it may make sense for attorneys to focus on industries where trading is more prevalent.²⁴⁵

Have high technology issuers fared any better under the PSLRA? The earliest studies of litigation under the PSLRA suggested that they have not. Grundfest and Perino found that high technology issuers accounted for 33.9% of the issuers sued in the first year of litigation under the PSLRA, as compared to about 27.3% in the pre-PSLRA period.²⁴⁶ NERA has found that high technology companies account for 36% of the issuers sued in both the four years prior to passage and the first three years after passage of the PSLRA.²⁴⁷ Cornerstone Research found that technology issuers were the most frequent defendants in 2000 and 2001.²⁴⁸

This study generally confirms these results and provides additional detail on high technology litigation risk in the post-PSLRA period. This article differs somewhat from earlier studies because it adopts a somewhat broader definition of the high technology industry.²⁴⁹ The definition used here is adopted from Daniel Hecker, who included an industry within high technology "if employment in both research and development and in all technology-oriented occupations accounted for a proportion of employment that was at least twice the average for all industries in the [U.S. Department of Labor] Occupational Employment Statistics Survey."²⁵⁰ Under this definition, twenty-nine industries are included in the definition of High Technology. Within that definition, "high-technology intensive industries" include ten industries with ratios that are at least five-times the average for all companies.²⁵¹ The remaining

244. GRUNDFEST & PERINO, SECURITIES LITIGATION REFORM, *supra* note 187, at 17–22.

245. Cf. PAUL A. GRIFFIN & JOSEPH A. GRUNDFEST, WHEN DOES INSIDER SELLING SUPPORT A "STRONG INFERENCE" OF FRAUD? 7 (John M. Olin Program in Law & Economics, Stanford Law School, Working Paper No. 234, 2002) (finding elevated levels of insider selling for firms sued in securities class actions). *But see* Bohn & Choi, *supra* note 2, at 958–70 (finding no statistically significant relationship between insider sales and IPO litigation risk); CHRISTOPHER L. JONES & SETH E. WEINGRAM, THE EFFECTS OF INSIDER TRADING, SEASONED EQUITY OFFERINGS, CORPORATE ANNOUNCEMENTS, ACCOUNTING RESTATEMENTS, AND SEC ENFORCEMENT ACTIONS ON 10B-5 LITIGATION RISK 7–10, (John M. Olin Program in Law & Economics, Stanford Law School, Working Paper No. 139, 1996) (finding that insider sales do not increase litigation risk); Patricia M. DeChow et al., *Causes and Consequences of Earnings Manipulation: An Analysis of Firms Subject to Enforcement Actions by the SEC*, CONTEMP. ACCT. RES., Spring 1996, at 1, 19 (finding that insiders in firms subject to SEC enforcement actions sell more shares than insiders at firms not subject to enforcement actions, although the difference was not statistically significant).

246. GRUNDFEST & PERINO, SECURITIES LITIGATION REFORM, *supra* note 187, at 16.

247. FOSTER ET AL., *supra* note 116, at 5.

248. GOULD ET AL., *supra* note 118, at 12.

249. See GRUNDFEST & PERINO, SECURITIES LITIGATION REFORM, *supra* note 187, at 15–16; JONES & WEINGRAM, *supra* note 240 at 6 n.16. Finance follows the same definition that previous studies have relied on, and includes all issuers with three-digit SIC codes from 600–639 and 671. See *id.*

250. Daniel Hecker, *High-Technology Employment: A Broader View*, 122 MONTHLY LAB. REV. 18, 19–20 (1999).

251. *Id.* at 20. These ten industries are represented in the following three-digit SIC codes: 281 and 286 (Industrial Chemicals); 283 (Drugs); 357 (Computer and Office Equipment); 366 (Communications Equipment); 367 (Electronic Components and Accessories); 372 and 376 (Aerospace); 381

nineteen industries are classified as “Other High-Technology Industries.”²⁵²

Using this broader definition, the data in Table 6 demonstrate that high technology intensive issuers account for 35.34% of the issuers sued from 1996 through 2000. The majority of lawsuits involving high technology intensive issuers involve Computer and Data Processing Services (17.35%), Computer and Office Equipment (6.23%), Drugs (3.74%), and Communications Equipment (3.53%). In total, high technology issuers account for 42.1% of the issuers sued in the study period. The annual percentage of high technology issuers has varied from a low of 35.96% of issuers sued in the first year of litigation under the PSLRA to a high of 46.27% in 2000.

TABLE 6
ISSUERS SUED BY INDUSTRY (1996–2000)

Category	SIC	Industry	1996	1997	1998	1999	2000	Total
High Technology Intensive	283	Drugs	3	2	11	8	12	36
	357	Computer and Office Equipment	11	18	12	10	9	60
	366	Communications Equipment	1	8	12	3	10	34
High Technology Intensive	367	Electronic Components & Accessories	5	4	6	6	3	24
	737	Computer and Data Processing Services	14	33	43	36	41	167
		Other High Technology Intensive (6 3-Digit SIC Codes)	0	4	7	7	1	19
		High Technology Intensive Total	34	69	91	70	76	340

(Continued on next page)

(Search and Navigation Equipment); 382 (Measuring and Controlling Devices); 737 (Computer and Data Processing Services); and 873 (Research, Development, and Testing Services). *Id.*

252. These include: 282 (Plastics Materials and Synthetics); 284 (Soaps, Cleaners, and Toilet Goods); 285 (Paint and Allied Products); 287 (Agricultural Chemicals); 289 (Miscellaneous Chemical Products); 291 (Petroleum Refining); 348 (Ordnance and Accessories); 351 (Engines and Turbines); 353 (Construction and Related Machinery); 355 (Special Industrial Machinery); 356 (General Industrial Machinery); 361 (Electric Distribution Equipment); 362 (Electrical Industrial Apparatus); 365 (Household Audio and Video Equipment); 371 (Motor Vehicles and Equipment); 384 (Medical Equipment, Instruments, and Supplies); 386 (Photographic Equipment and Supplies) 871 (Engineering and Architectural Services); and 874 (Management and Public Relations Services). *Id.*

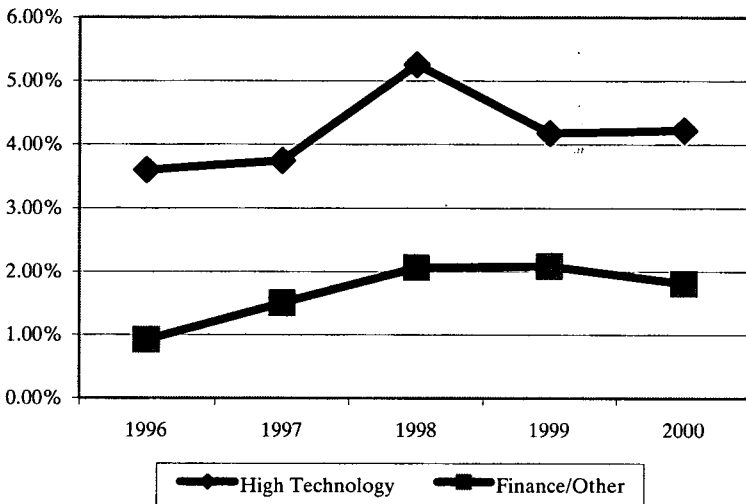
TABLE 6—*Continued*

Category	SIC	Industry	1996	1997	1998	1999	2000	Total
Other High Technology	384	Medical Instruments & Supplies	3	3	10	3	2	21
	All Other High Technology (11 3-Digit SIC Codes)		4	2	9	14	15	44
	Other High Technology Total		7	5	19	17	17	65
Financial Services	602	Commercial Banks	1	0	0	6	2	9
	614	Personal Credit Institutions	2	4	4	1	2	13
	616	Mortgage Bankers & Brokers	0	2	6	3	1	12
	632	Accident, Health & Medical Insurance	2	5	3	4	2	16
	633	Fire, Marine & Casualty Insurance	2	0	4	2	5	13
	All Other Financial Industries (10 3-Digit SIC Codes)		5	6	13	9	6	39
Financial Services Total		12	17	30	25	18	102	
Other Industries	481	Telephone Communications	4	2	3	7	13	29
	495	Sanitary Services	0	3	2	6	1	12
	504	Professional & Commercial Equipment	0	4	5	4	2	15
	581	Eating & Drinking Places	2	5	2	1	0	10
	679	Miscellaneous Investing	2	2	4	3	4	15
	738	Miscellaneous Business Services	0	3	5	7	10	25
	809	Miscellaneous Health & Allied Services	3	3	5	3	2	16
	All Other Industries (125 3-Digit SIC Codes)		42	57	77	73	54	303
	Other Industries Total		53	79	103	104	86	425
Unknown	xxx	Unknown	8	11	4	3	4	30

These percentages tell only part of the story because they fail to demonstrate directly the extent to which litigation risk remains greater

for high technology issuers. To determine litigation risk, this article uses the number of issuers from an industry sued in a given year as a percentage of the total number of publicly traded issuers in that industry.²⁵³ Figure 3 illustrates these findings and demonstrates that despite passage of the PSLRA, high technology litigation risk remains significantly greater than for issuers in other industries. Over the study period, from 3.6% to 5.26% of high technology issuers were sued in securities class action lawsuits in a given year. The mean for the study period was 4.2%. By contrast, the percentage of issuers sued in the Finance and Other Industries ranged between 0.92% to 2.08%, with a mean of 1.67%.

FIGURE 3
PERCENTAGE OF ISSUER DEFENDANTS BY INDUSTRY (1996–2000)



In other words, after passage of the PSLRA, high technology issuers were 2.5 times more likely to be sued in a securities class action than issuers in other industries. Among high technology industries, the segments with the highest rate of litigation are Computer and Data Processing Services (6.45%) and Computer and Office Equipment (5.88%). These findings suggest that the PSLRA did not reduce the rate of litigation against high technology issuers.

253. To determine the number of publicly traded issuers in a given industry, this Article uses the number of issuers with the relevant primary SIC code that have a filed a Form 10-K, a Form 10-KSB, or a Form 10-K405 on the SEC's EDGAR database.

TABLE 7
ALLEGATIONS IN POST-SGI COMPLAINTS BY INDUSTRY

	High Technology	Finance/Other	Probability
False Forecast	71.28%	65.15%	0.411
Insider Trading	43.62%	22.73%	0.024
Accounting Misrepresentation	46.81%	54.55%	0.335
False Forecast and Insider Trading	38.30%	15.15%	0.001

An examination of the allegations lodged in post-PSLRA complaints suggests that trading by insiders is a key component in explaining high technology litigation risk. Table 7 contains data on the frequency of allegations among high technology companies versus companies in finance or other industries for the 160 complaints filed since the *Silicon Graphics* decision. Although Congress identified forward-looking statements as an important component of high technology litigation risk, false forecasting allegations are not significantly more frequent among high technology issuers. By contrast, allegations of improper trading by insiders are significantly more frequent among high technology issuers.²⁵⁴ It may be, however, that the consequences of missing a forecast are more severe for high technology companies because stock compensation and trading by insiders are more prevalent than in other industries. The presence of such trading during the class period may demonstrate a sufficiently strong inference of fraud to allow the complaint to survive a motion to dismiss. Indeed, as Table 7 demonstrates, the combination of a false predictive statement and insider trading is significantly more frequent among high technology issuers.²⁵⁵

VI. THE RACE TO THE COURTHOUSE

One of the primary reasons Congress enacted the heightened pleading standard and the lead plaintiff and notice provisions of the Reform Act was to decrease the incentive for plaintiffs' attorneys to race to the courthouse.²⁵⁶ Prior to the PSLRA, courts often appointed the attorney

254. Probability for a chi-square goodness of fit test equals 0.024.

255. Probability for a chi-square goodness of fit test equals 0.001.

256. See *supra* note 35 and accompanying text.

who filed the first complaint against an issuer to the lucrative lead counsel position.²⁵⁷ This default rule created enormous incentives to file complaints quickly, and resulted, according to Congress, in poorly researched and hastily prepared pleadings.²⁵⁸ Although it did not quantify the phenomenon, Congress was particularly concerned about actions filed within the first day or the first week after a stock price drop.²⁵⁹ By requiring more research up front and by permitting the lead plaintiff to select lead counsel, Congress hoped to slow this race to the courthouse.²⁶⁰

Preliminary data on the first year of litigation under the PSLRA suggested that the Reform Act increased the filing delay between disclosure of the information that led to the lawsuit (as measured by the end of the class period) and the date on which the first class action was filed. One study of pre-PSLRA litigation found that in the time period from January 1991 through December 5, 1995, the average filing delay was forty-nine days.²⁶¹ As described in Table 8, in the first year under the Reform Act, the SEC reported that the average filing delay increased to seventy-nine days while the median filing delay was thirty-eight days.²⁶² Despite the increase in average filing delay, 11% of class actions were still filed within one week of the end of the class period, while 21% were filed within two weeks.²⁶³ Fully one-third of class actions were filed within three weeks of the end of the class period.²⁶⁴ Only 27% of cases were filed three months or more after the end of the class period.²⁶⁵ The SEC Report suggested that the PSLRA's heightened pleading standard and lead plaintiff provisions had worked as Congress intended and were the likely causes for this apparent increase in filing delay.²⁶⁶ To determine the stability of this result, this article analyzes a random sample of 160 issuers sued in the Ninth Circuit between January 1, 1996 and June 30, 2001. Panel A of Table 8 reports descriptive statistics for the sample. Ninth Circuit issuers were chosen for two reasons. First, a more complete data set is available for Ninth Circuit issuers.²⁶⁷ Second, the Ninth Circuit in *Silicon Graphics*²⁶⁸ adopted what is generally regarded as the

257. *See id.*

258. *See supra* note 33 and accompanying text.

259. *See supra* Parts II.A–C.

260. *See id.*

261. SEC REPORT, *supra* note 88, at 23.

262. *Id.* The SEC study was based on analysis of ninety-six complaints filed in class actions commenced in 1996.

263. *Id.*

264. *Id.*

265. *Id.*

266. *Id.*

267. Stanford Law School's Securities Class Action Clearinghouse, *see supra* note 98, collects data on post-PSLRA class actions. Its collection of Ninth Circuit documents from securities class actions is much more complete than for litigation filed in other circuits. In part, this is due to U.S. District Court for the Northern District of California Local Rule 23-2, which requires documents filed in securities fraud class actions to be posted to a Designated Internet Site, such as the Clearinghouse. N.D. Cal. R. 23-2, available at <http://securities.stanford.edu/lr.html> (last visited Dec. 1, 2002).

268. 183 F.3d 970 (9th Cir. 1999).

most stringent interpretation of the PSLRA's heightened pleading standard.²⁶⁹ Therefore, if the presence of the heightened pleading standard is correlated with an increase in filing delay, then it is reasonable to expect that the filing delay in the Ninth Circuit will be longer in litigation filed after the *Silicon Graphics* decision.

TABLE 8
FILING DELAY IN SECURITIES CLASS ACTION²⁷⁰

	PSLRA 1st Year	Ninth Circuit	Pre-SGI Ninth Circuit	Post-SGI Ninth Circuit	Post-SGI Other Circuits
A. Descriptive Statistics					
Industry					
High Technology Intensive	29.31%	57.50%	63.75%	51.25%	51.25%
Other High Technology	6.90%	6.25%	5.00%	7.50%	7.50%
Finance	10.34%	4.38%	3.75%	5.00%	5.00%
Other/Unknown	53.45%	31.88%	27.50%	36.25%	36.25%
Exchange					
NYSE	14	26	15	11	13
NASDAQ	64	127	62	65	66
Other	7	7	3	4	1
B. Filing Delay					
Mean	79	69.238	89.525	48.950	75.313
Trim Mean (10%)	-	56.069	78.208	34.521	60.803
Median	38	13	30	10.5	15.5
Maximum	-	436	436	379	600
Minimum	-	0	0	0	1
% Filed in 1 Week	11%	35.63%	30.00%	41.25%	43.75%
% Filed in 2 Weeks	21%	53.13%	42.50%	63.75%	50.00%
% Filed in 3 Weeks	33%	55.63%	43.75%	67.50%	56.25%

(Continued on next page)

269. See PERINO, *supra* note 1, § 3.01 D.2, 3066-69 n.182.

270. Panel A of Table 8 reports descriptive statistics for random samples of class actions filed from January 1, 1996 to July 2, 1998 (Pre-SGI Ninth Circuit) and from July 3, 1998 to June 30, 2001 (Post-SGI Ninth Circuit). Panel A also reports descriptive statistics for a sample of class actions from circuits other than the Ninth Circuit matched, to the extent possible, for industry classification and exchange from July 3, 1998 to June 30, 2001 (Post-SGI Other Circuits). Descriptive statistics on cases filed in the first year under the PSLRA are from GRUNDFEST & PERINO, SECURITIES LITIGATION REFORM, *supra* note 187. Panel B reports filing delay, the time in days between the end of the class period and the first-filed action, for the above-referenced samples.

TABLE 8—Continued

	PSLRA 1st Year	Ninth Circuit	Pre-SGI Ninth Circuit	Post-SGI Ninth Circuit	Post-SGI Other Circuits
% Filed after 3 Months	27%	22.50%	31.25%	13.75%	22.50%
% Filed after 6 Months	14%	14.38%	18.75%	10.00%	15.00%
Count	96	160	80	80	80

Panel B of Table 8 reports the results of this analysis. Overall, for the post-PSLRA period, the mean (median) filing delay in the Ninth Circuit was 69.2 (13) days, approximately 10 (25) days shorter than the filing delay the SEC found in 1996. The data in Table 7 also demonstrate that the percentage of cases filed within one, two, and three weeks of the end of the class period increased as well. Nearly 56% of the cases were filed within three weeks of the end of the class period (as compared to 33% in the SEC Report), with almost 36% of those cases filed within the first week (as compared to 11% in the SEC Report).²⁷¹ These figures strongly suggest that any increase in filing delay in the first year of litigation under the PSLRA was transitory, perhaps due to learning curve effects for plaintiffs' attorneys operating under the new Act and uncertainty about how courts would interpret the PSLRA.

These data also demonstrate that heightened pleading standards are not correlated with increases in filing delay. Filing delay in the Ninth Circuit actually decreases after the decision in *Silicon Graphics*. The mean (median) filing delay in cases filed before *Silicon Graphics* is 89.5 (30) days. After *Silicon Graphics*, the mean (median) filing delay decreases to about 49 (10.5) days. The difference in mean filing delay in the Pre- and Post-SGI Ninth Circuit samples is significant.²⁷² Indeed, filing delay after *Silicon Graphics* is virtually identical to the filing delay observed in pre-PSLRA cases,²⁷³ suggesting that, at least in the Ninth Circuit, the PSLRA had no net, long-term effect on filing delay.

What explains this counterintuitive result? After all, the heightened pleading standard was supposed to increase filing delay because it would require plaintiffs' attorneys to conduct more extensive pre-filing investigations. There are at least four possible explanations that might cause filing delay to decrease despite the presence of a strict pleading standard.

271. These findings are consistent with those found in a previous study by Professors Griffin and Grundfest. After an initial increase in filing delay in the first year after passage of the PSLRA, they report a steady decline in median filing delay throughout the period 1997 (thirty-seven days) to 1999 (twenty-seven days). At the same time, the percentage of actions filed within ten days of the end of the class period also increased steadily, from 26.3% in 1997 to 35.4% in 1999. Paul A. Griffin & Joseph A. Grundfest, *Economic Properties of Companies Subject to Securities Fraud Litigation 11-14* (August 2000).

272. $P(T < t)$ one-tail = 0.011.

273. See SEC REPORT, *supra* note 88, at 23.

First, of course, are the learning curve and uncertainty effects that may have slowed litigation in the first year under the PSLRA. All other things being equal, as plaintiffs' attorneys gained more experience under the Reform Act and as precedents provided greater certainty, plaintiffs' attorneys should have been able to file their actions faster. Second, advances in information technology over the course of the study period may have enabled attorneys to complete their investigations more quickly.²⁷⁴

The third explanation is that there may still be strategic advantages in filing actions quickly for plaintiffs' attorneys attempting to capture the lead counsel position. Unexpectedly, these advantages derive from the lead plaintiff provisions of the Reform Act, the very provisions that were intended to slow the race to the courthouse. The PSLRA gives the lead plaintiff power to select the lead counsel.²⁷⁵ The PSLRA also creates a presumption that the lead plaintiff is the movant or movants with the largest financial interest in the outcome of the case.²⁷⁶ Accordingly, plaintiffs' attorneys competing to capture the lead counsel position are substantially better off if they represent putative class members who, either individually or in the aggregate, have a large financial interest in the case.

There are several strategic options for plaintiffs' attorneys seeking to obtain these substantial clients. First, a plaintiff's attorney can attempt to develop long-term relationships with institutional investors.²⁷⁷ Second, because the Reform Act refers to movants in the plural, the attorney may attempt to cobble together a large group of investors that individually have small loses, but which in the aggregate have the largest financial interest in the case.²⁷⁸ Third, the attorney may seek out a large institu-

274. Plaintiffs' attorneys typically review a host of SEC filings, analyst reports, and trading information in preparing a complaint. See David L. Gilbertson & Steven D. Avila, *The Plaintiffs' Decision to Sue Auditors in Securities Litigation: Private Enforcement or Opportunism?*, 24 IOWA J. CORP. L. 681, 690 (1999) (noting a plaintiff's attorney's recommendation that an "attorney should review . . . 10-Ks, 10-Qs, press releases, proxy statements, annual and quarterly reports, industry publications, analysts' reports, stock price history, and insider trading activities"). These kinds of materials may simply be more readily available now than they were even five years ago.

275. See *supra* notes 53–61 and accompanying text.

276. *Id.*

277. Long-term relationships may be based on the attorney's provision of low-cost, quality legal services. There have been allegations in some cases that attorneys have engaged in "pay-to-play" schemes whereby they contribute to the campaigns of officials that control public pension funds in exchange for an agreement that the funds will select the attorneys as lead counsel in securities class actions. See, e.g., *In re Cendant Corp. Litig.*, 182 F.R.D. 144, 147–49 (D.N.J. 1998), *rev'd on other grounds*, 264 F.3d 201 (3d Cir. 2001).

278. See PERINO, *supra* note 1, § 2.04 B, at 2040–50; Jill E. Fisch, *Aggregation, Auctions, and Other Developments in the Selection of Lead Counsel Under the PSLRA*, 64 LAW & CONTEMP. PROBS. 53, 65–69 (2001). There is a strong trend in the courts against permitting counsel to aggregate large numbers of unrelated investors. See, e.g., *Cendant Corp.*, 264 F.3d at 266–67; *In re Razorfish, Inc. Sec. Litig.*, 143 F. Supp. 2d 304, 307–09 (S.D.N.Y. 2001); *Aronson v. McKesson HBOC, Inc.*, 79 F. Supp. 2d 1146, 1152–54 (N.D. Cal. 1999); *Sakhrani v. Brightpoint, Inc.*, 78 F. Supp. 2d 845, 853 (S.D. Ind. 1999). It remains unclear, however, whether courts continue to permit aggregation in class actions in which lead plaintiff is uncontested or in which plaintiffs' attorneys consent to a co-lead plaintiff structure.

tional or other investor that has suffered a significant loss in the subject security after identifying the potential case.

The PSLRA's notice requirement provides a mechanism for attorneys to pursue the latter two strategic options. The Reform Act only requires the attorney filing the first action to publish a notice.²⁷⁹ In practice every attorney filing a complaint tends to publish multiple notices of the filing. These notices typically direct putative class members to contact the attorney for additional information on the case. Putative class members are often asked to fill out consents authorizing the attorney to put them forward as lead plaintiffs.²⁸⁰ Other attorneys have purchased client lists from brokers to conduct what are in effect direct mail campaigns.²⁸¹ In pursuing these strategies, an earlier notice likely provides attorneys with an advantage in attracting the largest aggregation of potential class members and perhaps in finding large individual or institutional plaintiffs.²⁸² And so, a pre-PSLRA strategic race to the courthouse has now been transmogrified into a race to publish the first notice. The net result, however, is the same—an incentive to file actions quickly.

Fourth, differences in the samples may also explain some of the variation in filing delay. On average, the issuers in the Ninth Circuit samples have larger market capitalizations than the issuers sued in 1996.²⁸³ There are also a higher percentage of high technology issuers in the Ninth Circuit samples.²⁸⁴ These market characteristics may be associated with faster filings. For example, plaintiffs may be able to obtain the information necessary to prepare a complaint more readily with respect to larger firms. Larger firms may also be more attractive candidates for securities class actions because they may be expected to yield higher settlements and therefore higher fees. As Professors Bohn and Choi have noted, actions against larger issuers are economically rational for plaintiffs' attorneys because of the high fixed costs of prosecuting any securities class action.²⁸⁵ Increased competition for these potentially more lucrative cases may lead to faster filings if, as previously suggested, publishing notices more quickly confers an advantage in securing the lead counsel position.

See, e.g., *In re Tyco Int'l, Ltd. Sec. Litig.* [2000–2001 Transfer Binder] Fed. Sec. L. Rep. (CCH) ¶ 91,207 (D.N.H. Aug. 17, 2000), available at 2000 U.S. Dist. LEXIS 13390.

279. See *supra* note 54 and accompanying text.

280. Often, these consents provide somewhat less than full disclosure about their intended purpose. For example, there is some evidence that plaintiffs' law firms have sent out consents to serve as lead plaintiff that look like the proofs of claim typically used once a class action has settled. Investors may believe that they have to fill out the forms to participate in any recovery when they are actually consenting to serve as lead plaintiff. See *In re Conesco, Inc. Sec. Litig.*, 120 F. Supp. 2d 729, 733 (S.D. Ind. 2000); *In re Network Assocs., Inc. Sec. Litig.*, 76 F. Supp. 2d 1017, 1022 (N.D. Cal. 1999).

281. *Network Assocs.*, 76 F. Supp. 2d at 1021–22.

282. See *In re Lucent Techs., Inc. Sec. Litig.*, 194 F.R.D. 137, 146–48 (D.N.J. 2000) (discussing how notices are used to attract additional clients).

283. See *supra* note 234 and accompanying text.

284. See *supra* notes 169–70 and accompanying text.

285. Bohn & Choi, *supra* note 2, at 945–46.

These factors undoubtedly play a role in the apparent trend toward faster filings. But what remaining role, if any, does the heightened pleading standard play in filing delay? One way to analyze that question is to compare filing delay in the Post-*SGI* Ninth Circuit cases, which are subject to the most rigorous interpretation of the heightened pleading standard, with filing delay in the Post-*SGI* Other Circuits sample.²⁸⁶ If the factors discussed above tend to provide a more or less complete explanation for faster filings in the later years under the PSLRA, then we should expect to see a similar filing delay in other circuits that have not adopted the *Silicon Graphics* interpretation of the pleading standard. If the pleading standard worked as Congress intended, then actions filed in circuits other than the Ninth Circuit should be filed more quickly because pre-filing investigation should be less extensive.

To test these hypotheses, Table 8 also reports filing delay for the Post-*SGI* Other Circuits sample. This data shows the same decline in filing delay from the first year of litigation under the PSLRA. Mean filing delay decreased by a modest 4.67% from 1996, a decline of only four days. There was a more pronounced decline in median filing delay, which dropped 59.21% (38 to 15.5 days). Likewise the number of actions filed in the first week after the end of the class period increased from 11% to 43.75%. These data tend to support the conclusion that the increase in filing delay in the first year under the PSLRA was transitory. It also tends to support the conclusion that factors other than the heightened pleading standard, such as those discussed previously, play a role in reducing filing delay.

Contrary to expectations, however, the actions filed in circuits with less restrictive pleading standards are filed more slowly than the actions filed in the Ninth Circuit. The mean filing delay is approximately twenty-six days longer than the filing delay in the Post-*SGI* Ninth Circuit cases.²⁸⁷ In other words, mean filing delay is about 53.5% greater outside the Ninth Circuit. Median filing delays are 47.6% longer. Similar percentages of actions are filed after the first week, but by the third week, approximately 11% more actions are filed in the Ninth Circuit than in other circuits. Conversely, about 8.75% more actions are filed after three months in circuits other than the Ninth Circuit.

One possible explanation for this anomalous result is that filing delay provides indirect evidence of case quality. Because litigation in the Ninth Circuit involves a greater risk of dismissal, nonmeritorious cases may no longer be as profitable to pursue. Instead, plaintiffs' attorneys may be focusing their efforts on more clear-cut cases of fraud that are more likely to survive under the *Silicon Graphics* standard.²⁸⁸ This ex-

286. See *supra* notes 197-98 and accompanying text (describing the samples).

287. The difference in mean filing delay is significant ($P(T < t)$ one-tail = 0.069).

288. See *Coffee*, *supra* note 20, at 682 (suggesting that entrepreneurial plaintiffs' lawyers gravitate to areas in which search costs are lowest).

planation finds further support in the data, which indicate that the Ninth Circuit has a higher proportion of cases with the strongest allegations and a lower proportion of cases with the weakest allegations.²⁸⁹ The stronger Ninth Circuit cases may simply require less prefiling investigation and therefore can be filed more quickly. These cases are also likely to involve more competition among plaintiffs' law firms for the lead counsel position. Thus, there is likely to be even greater incentive to file actions quickly and to get notices out promptly. As a result, Congress's goal of reducing the race to the courthouse seems to have largely failed. Nonetheless, available evidence may indicate that Congress did succeed in improving overall case quality.

VII. ADDITIONAL RESEARCH QUESTIONS AND NORMATIVE IMPLICATIONS

What do these research findings mean for the current debate on the effects of the PSLRA? Do they suggest that additional reforms are necessary and, if so, exactly what kind of reforms?

Let's begin with class action filings after the PSLRA. If, as was suggested previously, some or all of the current level of post-PSLRA filings is the result of a portfolio diversification strategy,²⁹⁰ then it would appear that Congress's goal of reducing the incidence of nonmeritorious filings failed. But that does not mean that Congress necessarily failed in its broader goal of reducing the costs associated with nonmeritorious filings. Increased filings and reduced costs are not necessarily mutually exclusive. If courts can accurately perform their gate keeping function at a relatively low cost to litigants, then the PSLRA may well achieve its overall goal of reducing the costs to the capital markets associated with securities class actions. Unfortunately, it is not at all clear at this point that these cost savings have been realized.

Early evidence on an increased dismissal rate may suggest that the overall cost of resolving nonmeritorious suits has decreased. To better understand whether this is true requires an analysis of, among other things, defense costs and settlement amounts.²⁹¹ We also need better

289. See *supra* notes 202–05 and accompanying text.

290. See *supra* notes 129–31 and accompanying text.

291. There is some evidence that class actions now take longer to resolve than before the Reform Act. See *Hearing on Pub. L. No. 104-67 (1995) Before the Subcomm. on Sec. of the Senate Comm. on Banking, Hous. & Urban Affairs*, 105th Cong. (1997) (statement of Joseph A. Grundfest and Michael A. Perino). But much of that cost may have to do with the case organization phase when lead plaintiff and lead counsel are selected. Defendants, however, would seem to incur few of the costs of this stage of the proceedings because the PSLRA gives them little input into the selection of lead plaintiff and no input on the selection of the lead counsel. See, e.g., 15 U.S.C. §§ 77z-1(a)(3)(B)(iii)(II)(aa), 78u-4(a)(3)(B)(iii)(II)(aa) (2000) (providing that only members of putative class may rebut most adequate plaintiff presumption); *Calif. Pub. Employees' Ret. Sys. v. Chubb Corp.*, 127 F. Supp. 2d 572, 575 n.2 (D.N.J. 2001) (holding that defendants have standing to challenge adequacy of notice that action has been commenced); *Greebel v. FTP Software, Inc.*, 939 F. Supp. 57, 60 (D. Mass. 1996) (holding that defendants have standing to challenge the adequacy of certifications filed with complaint).

data on the long-term effect of the PSLRA on dismissal rates. Such research may well show that the overall direct costs of defending securities class actions have decreased, which will provide at least some insight into whether the PSLRA decreased the social costs of securities class actions.²⁹² If that were the case, then the overall rate of filings may be less important.

Evidence on the shift in litigation out of the Ninth Circuit and the decrease in filing delay in that circuit suggests that pleading standards may reduce nonmeritorious filings and may cause plaintiffs' attorneys to focus on more substantial cases of fraudulent activity. The reason is that, although articulated as a pleading standard, the *Silicon Graphics* test really functions as an early judicial screening device. Such devices are useful to the extent that they create a separating equilibrium in which plaintiffs' attorneys with legitimate claims have incentives to file but those with nonmeritorious claims do not.²⁹³ The deliberate recklessness standard permits the court to test the inferences that can be drawn from the detailed factual allegations of the complaint. The all-facts requirement mandates that attorneys reveal otherwise private information that demonstrates the thoroughness of their pre-filing investigative efforts. The result is a judicial review that lies somewhere between the traditional motion to dismiss and the traditional motion for summary judgment. As Professor Bone has demonstrated, such screening devices can theoretically have a positive effect on reducing the incidence of nonmeritorious lawsuits.²⁹⁴ The evidence presented here provides support for that theory and suggests that courts in other circuits may have additional success in reducing the incidence of nonmeritorious filings by adopting more stringent versions of the pleading standard.

Exercising a more meaningful gate keeping role, however, may have unintended consequences. While more early dismissals may reduce the costs of securities class actions, they may also encourage additional motion practice in legitimate cases and thus may actually increase costs.²⁹⁵ Plaintiffs' attorneys pursuing a portfolio diversification strategy may still have incentives to file nonmeritorious cases if the costs of filing such complaints (including the expected costs of sanctions) remain low and courts fail to dismiss at least some of those complaints.²⁹⁶ There is enough interpretational room in even the *Silicon Graphics* standard to give lower courts significant freedom in deciding whether to dismiss a

292. See, e.g., Steven Shavell, *The Social Versus the Private Incentive to Bring Suit in a Costly Legal System*, 11 J. LEGAL STUD. 333 (1982).

293. DOUGLAS G. BAIRD ET AL., *GAME THEORY AND THE LAW* 122 (1994).

294. Bone, *supra* note 2, at 593-96.

295. *Id.* at 589.

296. See Louis Kaplow, *The Value of Accuracy in Adjudication: An Economic Analysis*, 23 J. LEGAL STUD. 307 (1994).

particular case.²⁹⁷ And given the relatively crude nature of pleading standards, it is unreasonable to expect absolute uniformity among judges applying any standard. A strong inference of scienter is very much in the eyes of the beholder, making the error rate on motions to dismiss a significant factor. Therefore, even a more uniform, rigorous standard of review is unlikely to eliminate nonmeritorious cases entirely. Of course, that is true of any standard. The real question is whether the complex of rules adopted minimizes the sum of losses from improper behavior that remains undeterred, proper behavior that is deterred, and enforcement costs.²⁹⁸

If further analysis suggests that the cost of these remaining nonmeritorious lawsuits is too high, then additional reforms may be required. It is important to emphasize that currently there is insufficient evidence that additional reforms are in fact needed. If reforms are needed, however, erecting more procedural hurdles does not seem to be the answer. Rather, to reduce the incidence of nonmeritorious filings, reforms should directly target the economic incentives that encourage such filings in the first place. There are at least three possibilities. None of these are novel, and the intent here is not to provide specific legislative proposals. Instead, these solutions are briefly sketched simply to provide suggestions for possible productive approaches.

First, plaintiffs' attorneys will clearly have significantly less incentive to file nonmeritorious suits if they face a greater downside risk when an action is dismissed. The obvious way to create such a downside risk is to impose a more substantial sanctions risk if a motion to dismiss is granted. Currently, the PSLRA is ineffective in this regard because it requires a mandatory sanctions review, but does not require courts to impose sanctions or fee shifting if the action is dismissed.²⁹⁹ Courts operating under the PSLRA have demonstrated their traditional reluctance to impose sanctions, even when a case is dismissed with prejudice.³⁰⁰

Determining the appropriate form of the sanction is the most difficult problem. Sanctions should address both kinds of nonmeritorious suits—the classic strike suit brought for settlement value and the inadequate investigation case. But these situations might call for very different kinds of sanctions. For example, to address defendants' risk aver-

297. See *In re Silicon Graphics, Inc. Sec. Litig.*, 183 F.3d 970, 983 (9th Cir. 1999) (noting that key words such as "facts" and "particularity" are not defined in the PSLRA).

298. FRANK H. EASTERBROOK & DANIEL R. FISCHEL, *THE ECONOMIC STRUCTURE OF CORPORATE LAW* 316 (1991).

299. 15 U.S.C. §§ 77z-1(c), 78u-4(c) (2000).

300. PERINO, *supra* note 1, § 7.01, at 7011-16. Apparently, courts have also not used a bonding mechanism in the PSLRA that permits courts to require undertakings from the parties or their counsel to cover any possible fee award. See 15 U.S.C. § 78u-4(a)(8). Requiring such an undertaking would similarly deter nonmeritorious litigation.

sion, fee shifting might be appropriate in the strike suit situation.³⁰¹ As litigation under Rule 11 has demonstrated, however, presumptive fee shifting imposes significant costs because it may invite tactical use of sanctions motions, thereby decreasing their deterrence effect.³⁰²

In the inadequate investigation case, an attorney that has an incentive to file cases quickly may have insufficient information after a stock price drop to distinguish companies with poor management or those that simply suffered business setbacks from companies that committed fraud. If the costs of suit are lower than the costs of investigating, an attorney may have incentives to file first and ask questions later.³⁰³ In such cases, the imposition of sanctions should be tied to the absence of adequate investigation.³⁰⁴ The difficulty in devising the proper sanction is to devise a sanction that encourages prefiling investigation without raising the attorney's overall investigative costs so high that it makes pursuing legitimate fraud claims unprofitable.³⁰⁵ In other words, the ideal sanction should cause the plaintiff's attorney to have a negative expected value from bringing nonmeritorious litigation while maintaining a positive expected value for meritorious claims.³⁰⁶

Such a rule may be impossible to design with precision, as some have suggested.³⁰⁷ Moreover, as with a pleading standard, it is reasonable to expect some application errors so that a sanctions-based approach may deter some legitimate claims from being filed, although perhaps only relatively low value claims. This is because in the typical class action, the theoretical damages and the settlement values are so large that the expected return in a legitimate case is likely to outweigh the sanctions risk. If sanctions were more prevalent, then plaintiffs' attorneys may have additional incentives to focus on cases with higher expected returns, as the evidence presented here suggests they may have begun to

301. See A. Mitchell Polinsky & Daniel L. Rubinfeld, *Sanctioning Frivolous Suits: An Economic Analysis*, 82 GEO. L.J. 397, 414 (1993).

302. See *id.* at 402. Professors Polinsky and Rubinfeld argue that in most cases fee shifting is inappropriate. Instead, they advocate non-fee-shifting models and suggest that it may be appropriate to have some or all of the sanction payable to the court and not the defendant. *Id.* at 418.

303. See Bone, *supra* note 2, at 552-56; Johnson et al., *supra* note 102, at 782.

304. Imposing a legitimate threat of sanctions on the plaintiff's attorney should significantly alter the attorney's incentive to bring a nonmeritorious action and may cause them to actually do more prefiling investigation. For example, empirical evidence analyzing amendments to Rule 11 has found that attorneys report doing more extensive prefiling investigations since Rule 11 was strengthened. See Yablon, *supra* note 31, at 82-83 (collecting studies). Because the attorneys still appear to be the driving force behind at least the initiation of most securities class actions, they should bear the risk of any sanction or fee shifting rather than the lead plaintiff.

305. See Polinsky & Rubinfeld, *supra* note 301, at 407 (noting that nonmeritorious plaintiffs will only sue if the expected value of case exceeds the sum of costs of litigating claim and expected costs of sanctions proceeding).

306. In this way, imposing sanctions can be made functionally equivalent to a private bonding mechanism in which plaintiffs agree to pay a specified amount if a suit is dismissed. See Bone, *supra* note 2, at 575.

307. Yablon, *supra* note 31, at 68.

do.³⁰⁸ To maintain deterrence, additional SEC resources should be devoted to categories of cases that tend to have lower expected returns.

Second, Congress can alter current damage calculation methods. As suggested previously, current damage models tend to substantially overstate the net economic harm from securities fraud.³⁰⁹ As a result, they may overcompensate attorneys and thereby encourage too many filings. The potential for enormous damages also gives significant bargaining power to plaintiffs' attorneys in settlement negotiations because of a defendant's risk aversion.³¹⁰ For these reasons, and because class actions do such a poor job of compensating injured investors, several scholars have suggested moving from a damages scheme premised on compensation to a deterrence scheme based on a schedule of penalties.³¹¹ The appeal of such a proposal is obvious—if there is less expected gain from filing class actions, attorneys should have less incentive to bring them.

There are potential difficulties with such an approach. First, a reduction in available damages reduces the incentives to bring all class actions, not just nonmeritorious claims. Unlike sanctions, damage caps or penalty schemes provide a far less targeted approach to the problem of nonmeritorious suits. Still, the critique of current compensatory damage models is sufficiently robust that it suggests that damages reform should nonetheless be a high priority. Second, like sanctions, it may be difficult to design a damage schedule that provides the right level of deterrence. In theory, damage design is straightforward; damages should equal the net social harm of securities fraud divided by the probability that the issuer will be found liable.³¹² Obviously, translating this calculation into the real world is fraught with uncertainty.³¹³

Other problems that past commentators have raised with respect to a penalty system may be less substantial. For example, some scholars have worried that a move to a penalty-based model may give attorneys insufficient incentives to search out fraud cases.³¹⁴ One obvious solution is to require the defendants to pay attorney's fees as well as a penalty.³¹⁵ That brings us back, however, to the same incentive problem—what is the right level of attorney's fees? Reevaluating how courts calculate fees in securities class actions is a third approach to altering incentives to bring nonmeritorious cases. Focusing on attorney's fees is also a more direct approach to the problem, and avoids potential political arguments

308. See *supra* Table 5.

309. See *supra* notes 41–45 and accompanying text.

310. See *supra* notes 36–40 and accompanying text.

311. See Alexander, *supra* note 41, at 1489; Langevoort, *supra* note 41, at 660–61.

312. See A. Mitchell Polinsky & Steven Shavell, *Punitive Damages: An Economic Analysis*, 111 HARV. L. REV. 869, 874 (1998).

313. See Langevoort, *supra* note 41, at 657–62 (discussing difficulties).

314. See *id.* at 660–61.

315. See *id.* at 661.

that may come with proposals to move from a compensatory damages system.

The data presented here suggest that current fee models may well overcompensate attorneys. At least part of the rationale behind current fee structures is that they are designed to compensate plaintiffs for litigation risk and the cost of prosecuting the action, including the costs associated with searching for frauds.³¹⁶ The Ninth Circuit data on filing delay suggest that attorneys may be focusing on more obvious cases of fraud in response to the risks associated with the heightened pleading standard.³¹⁷ Indeed, it is unclear whether they ever performed a significant search function. Professor Coffee has argued that plaintiffs' attorneys naturally gravitate to cases with the lowest search costs.³¹⁸ The data on filing delay suggest that attorneys expend relatively little time (and perhaps relatively little money) in constructing a complaint. To the extent that current fee models are based on the attorney performing these functions, they likely overcompensate plaintiffs' attorneys.

Focusing on attorney's fees has an added benefit in that it would not require any legislative changes. The PSLRA currently mandates that attorney's fees "shall not exceed a reasonable percentage of the amount of any damages and prejudgment interest actually paid to the class."³¹⁹ If current models tend to overcompensate attorneys, they would not seem to satisfy this provision. Moreover, courts consistently hold that any fee awards must be "reasonable."³²⁰ Among the factors that courts should consider in determining reasonableness are "public policy considerations,"³²¹ including arguably the need to create proper incentive structures to encourage plaintiffs' attorneys to bring meritorious class actions.

An approach that asks courts to reevaluate fee calculations obviously enters into well-trod territory. Courts have struggled over the last thirty years with the proper approach to setting fees in common fund cases.³²² They have vacillated between a percentage-of-recovery ap-

316. Coffee, *supra* note 20, at 679.

317. See *supra* note 267-73 and accompanying text.

318. Coffee, *supra* note 20, at 682.

319. 15 U.S.C. §§ 77z-1(a)(6), 78u-4(a)(6) (2000).

320. See, e.g., *Goldberger v. Integrated Res., Inc.*, 209 F.3d 43, 50 (2d Cir. 2000); *Brown v. Phillips Petroleum Co.*, 838 F.2d 451, 456 (10th Cir. 1988); see also *Savoie v. Merch. Bank*, 166 F.3d 456, 460-61 (2d Cir. 1999) (discussing how to calculate attorney's fees).

321. See, e.g., *Goldberger*, 209 F.3d at 50.

322. See Third Circuit Task Force on Court Awarded Attorney Fees Report, 108 F.R.D. 237 (1985).

proach and a lodestar calculation,³²³ although the percentage-of-recovery approach now appears to be more in favor.³²⁴

A significant problem in this struggle was the lack of a valid market test for the fee award. Without such a test, courts were often left with the unenviable task of balancing a number of variables to determine the “right” fee. The nature of the factors considered often made it possible for courts to justify virtually any fee award.³²⁵ While the lodestar approach was an attempt to bring market rates to bear on the provision of legal services in class actions, it had the unintended consequence of causing attorneys to bill more than was necessary to litigate the case or to settle early.³²⁶ Other courts have attempted to mimic the market by auctioning the role of lead counsel, although these experiments have also come under sustained criticism. Some critics simply charge that auctions are inconsistent with the lead plaintiff provisions of the PSLRA,³²⁷ while others claim that in practice courts are unable to balance effectively price and quality in the selection of counsel.³²⁸

One benefit of the PSLRA’s lead plaintiff provision is that courts are beginning to have more market information with which to work. In at least some circumstances, institutions have used competitive counsel selection procedures that balance price and quality of representation.³²⁹ There is some evidence that suggests that the competition to win representation of institutional investors has resulted in lower fees to the class.³³⁰ Institutional investors also appear to have incentives to seek out the lead plaintiff position predominantly in cases where they believe the claims of fraud are meritorious.³³¹ In cases where the lead plaintiff has negotiated a fee arrangement with lead counsel, these factors suggest that the court should defer to that arrangement.³³² In other cases, courts can look to the kinds of fee arrangements that institutional investors have negotiated with plaintiffs’ counsel. These fee arrangements may give courts some important guideposts for determining the market rate

323. Under the lodestar method, the court attempts to compensate the attorney for the reasonable value of the time spent litigating the case, with adjustments based on, among other factors, the quality of work and the riskiness of the litigation. See *Grundfest & Perino*, *supra* note 26, at 566. For a comprehensive list of the factors courts consider, see *Johnson v. Ga. Highway Express, Inc.*, 488 F.2d 714, 717–19 (5th Cir. 1974) (adopting a twelve-factor test).

324. See *In re Gen. Motors Corp. Pick-Up Truck Fuel Tank Prod. Liab. Litig.*, 55 F.3d 768, 821–22 (3d Cir. 1995). A number of circuits permit courts to use either approach. See *Goldberger*, 209 F.3d at 49 (collecting cases).

325. See, e.g., *In re Oracle Sec. Litig.*, 131 F.R.D. 688, 693–95 (N.D. Cal. 1990).

326. *Goldberger*, 209 F.3d at 48; *Coffee*, *supra* note 19, at 887–88; *Macey & Miller*, *supra* note 26, at 22–23.

327. See *In re Cendant Corp. Litig.*, 260 F.3d 201, 220 (3d Cir. 2001) (suggesting a limited role for auctions under PSLRA); *In re Razorfish, Inc. Sec. Litig.*, 143 F. Supp. 2d 304, 310 (S.D.N.Y. 2001).

328. See *Fisch*, *supra* note 278, at 53–61.

329. See *Johnson*, *Institutional Investors*, *supra* note 155.

330. See *supra* note 155 and accompanying text.

331. See *PERINO*, *supra* note 1, § 2.04 B, at 2038 (discussing institutional disincentives to become lead plaintiff in nonmeritorious cases).

332. See *Cendant*, 264 F.3d at 284 n.55.

of return necessary to compensate plaintiffs' law firms to pursue meritorious cases.

VIII. CONCLUSION

Did the PSLRA work? As is typical, that simple question does not lend itself to a simple conclusion. There has been no net reduction in the number of issuers sued in securities class actions.³³³ It is unclear whether that is because there is simply more fraudulent conduct or because the Reform Act has encouraged plaintiffs' attorneys to pursue a portfolio diversification strategy. The PSLRA did little to reduce litigation risk for high technology issuers, which appears to be driven in part by the higher prevalence of stock compensation and trading among those issuers.³³⁴

By contrast, there is statistically significant evidence suggesting that the PSLRA improved overall case quality at least in the circuit that most strictly interprets the Reform Act's heightened pleading standard.³³⁵ Rigorous interpretation of the heightened pleading standard in the Ninth Circuit appears to be correlated with a net decline in class actions filings there. Cases inside the Ninth Circuit have a higher frequency of actions alleging both accounting misrepresentations and trading by insiders and a lower frequency of complaints based solely on allegedly false or misleading predictive statements.³³⁶ These data suggest that case quality may be generally better in the Ninth Circuit than in other circuits. Ninth Circuit cases also involve issuers that are more likely to generate larger damages, which may be necessary to compensate attorneys for greater litigation risk.³³⁷ While Congress also did not achieve its goal of increasing the filing delay in class actions, that too may provide indirect evidence that plaintiffs' attorneys are selecting more apparent cases of fraud that require less pre-filing investigation. These data suggest that additional courts should consider adopting the Ninth Circuit's approach to pleading questions.

Are more reforms required? It remains unclear. Assessment of that question should await further empirical research on dismissal rates, the direct and indirect costs associated with class action litigation, and case quality in circuits employing different interpretations of the pleading standard. If that research reveals that nonmeritorious cases still impose significant costs, then courts and Congress should consider approaches that more closely target the structures that create incentives to file nonmeritorious cases. These would include creating a more mean-

333. See *supra* text accompanying note 103.

334. See *supra* notes 253-55 and accompanying text.

335. See *supra* notes 202-05 and accompanying text.

336. See *supra* notes 200-02 and accompanying text.

337. See *supra* notes 230-38 and accompanying text.

ingful threat of sanctions for nonmeritorious class actions, altering methods for calculating damages, or reducing attorney's fee awards.

