

30-85 JS C. cat.

ESTIMATE OF PARTICLE FLUXES FROM THE IR'S AT THE SSC\*

T. HWA AND S. G. WOJCICKI

Physics Department and Stanford Linear Accelerator Center, Stanford University, Stanford, California 94305

C07F-8406198-37

There exists a considerable amount of interest in exploring the possibility of doing secondary beam physics at SSC. There are at least three obvious ways of obtaining secondary beams at the SSC, namely:

- a) extraction of the primary stored beam and its subsequent targeting to generate secondary beams.
- b) generation of secondary beams from internal target, either gas jet or thin wire or foil.
- c) utilisation of particles produced in the primary collisions in the interaction regions.

This note summarizes some calculations performed on the yields generated via the third mechanism.

The calculations are based on the MINBIAS events generated by the program ISAJET.<sup>1)</sup> These events are meant to simulate the total inelastic cross section i.e., a minimum bias trigger. The procedure followed was to generate a large number of the MINBIAS events, and then to count the number of particles generated which satisfied the chosen angular and energy cuts.

The data are displayed in two different ways. In Fig. 1 we plot the yield at 0° into a 0.1 mster solid angle for several different particles as a function of their momentum. It should be emphasized that because of the procedure followed this is not a true differential yield at 0°. Because the cross section falls

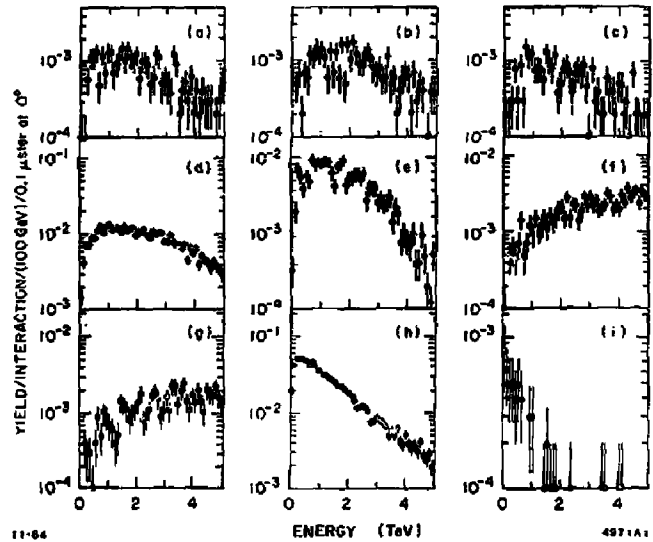
off away from 0°, the true differential yield will be somewhat higher. This correction is insignificant for lower energy particles ( $E \leq 1$  TeV) but becomes appreciable at several TeV.

In Fig. 2 we display the yield as a function of transverse momentum ( $p_T$ ) plotted for several different bands of total energy. Note that even though the abscissa is labelled in terms of the first power of  $p_T$ , the yield is calculated per  $\Delta p_T$  of 1 GeV/c and  $\Delta p_T^2$  of 1 (GeV/c)<sup>2</sup>. Both Figs. 1 and 2 integrate only over one of the two small angle jets (near 0° and 180°) that will normally be present.

The data in Figs. 1 and 2 are calculated for pp collisions with 20 TeV in each beam. The calculations were also performed for 20 TeV protons incident on stationary target. In general the yields in the kinematic domain investigated are smaller by roughly a factor of 1.5. As an example the yields of  $\pi^+$ 's are shown in Fig. 3. The effects of a thick target and production by means of secondary interactions have been neglected.

Finally, we should mention that these calculations totally neglect any other possible production mechanism that is not included among the MINBIAS possibilities. Thus the yield of electrons, which here are due solely to Dalitz decays of  $\pi^0$ 's and  $\eta$ 's is probably grossly underestimated. It is very likely that the most copious source of  $e^+$ 's and  $e^-$ 's at SSC will be large forward production of charm particles with their subsequent decay via the semileptonic mode.<sup>2)</sup>

NOTICE  
THIS REPORT IS ILLEGIBLE TO A DEGREE  
THAT PRECLUDES SATISFACTORY REPRODUCTION



MASTER

Fig. 1. 0° yields of secondary particles from the interactions of 20 GeV protons on 20 GeV protons: a)  $K^+$ , b)  $K^-$ , c)  $K^0$ , d)  $\pi^+$ , e)  $\pi^-$ , f) p, g) n, h)  $\gamma$ , i)  $e^-$ .

\* Work supported by the Department of Energy, contract DE-AC03-76SF00515 and by the National Science Foundation.

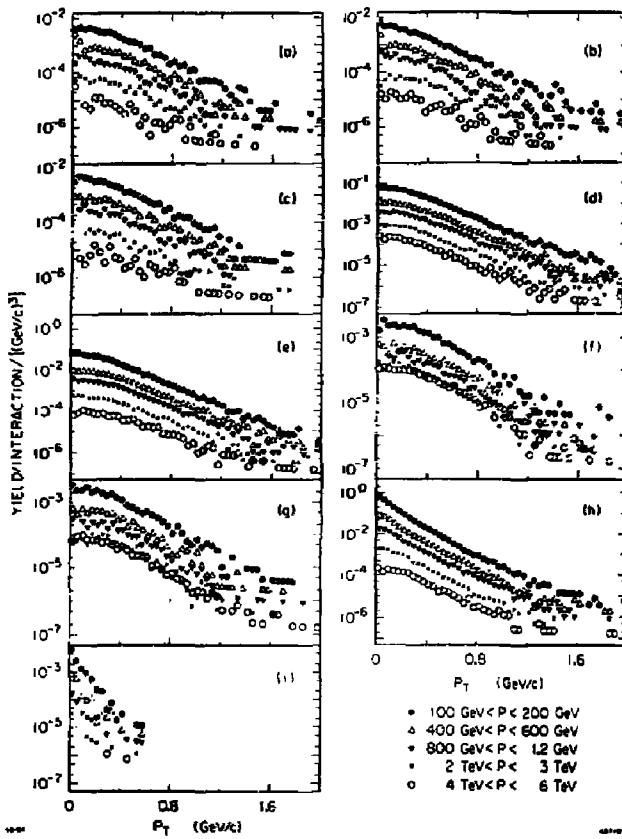


Fig. 2. Yields of secondary particles in five different energy bands as a function of transverse momentum ( $p_T$ ). The incident particles are 20 TeV protons on 20 TeV protons. The particles plotted are a)  $K_L^0$ , b)  $K^+$ , c)  $K^-$ , d)  $\pi^+$ , e)  $\pi^-$ , f) p, g) n, h) b, and i)  $e^-$ .

### DISCLAIMER

This report was prepared as an account of work sponsored by an agency of the United States Government. Neither the United States Government nor any agency thereof, nor any of their employees, makes any warranty, express or implied, or assumes any legal liability or responsibility for the accuracy, completeness, or usefulness of any information, apparatus, product, or process disclosed, or represents that its use would not infringe privately owned rights. Reference herein to any specific commercial product, process, or service by trade name, trademark, manufacturer, or otherwise does not necessarily constitute or imply its endorsement, recommendation, or favoring by the United States Government or any agency thereof. The views and opinions of authors expressed herein do not necessarily state or reflect those of the United States Government or any agency thereof.

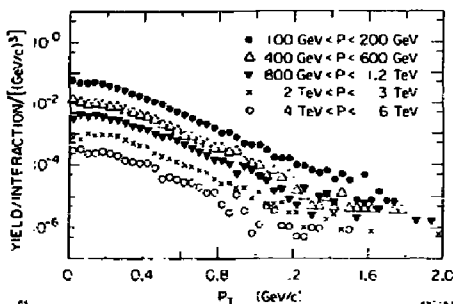


Fig. 3. Yields of  $\pi^-$  in five different energy bands as a function of transverse momentum ( $p_T$ ). The yields are calculated per interaction of a 20 TeV proton on a stationary proton target.

Because of many theoretical uncertainties these yields should not be taken literally, but rather should serve as a rough guide of potential fluxes that can be anticipated. They are clearly large enough to provide good test beams and conceivably secondary beams intense enough for physics experiments. The experimental challenge that has not been addressed in this note is the question as to how efficiently they can be extracted out of the machine.

#### Acknowledgements

The authors would like to thank G. Irwin and L. Rosenberg for their efforts in adapting the ISAJET program to the SLAC computer system. This work was supported by the National Science Foundation and the U.S. Department of Energy.

#### REFERENCES

1. F. E. Paige and D. Protopopescu, ISAJET: A Monte Carlo Event Generator for  $pp$  and  $p\bar{p}$  Interactions, Proceedings of the 1982 DPF Summer Study on Elementary Particle Physics and Future Facilities, Snowmass, Colorado, June 28 - July 16, 1982.
2. see for example A. De Rujula and R. Ruckl, Neutrino and Muon Physics in the Collider Mode of Future Accelerators, Proceedings of the SSC Fixed Target Workshop, The Woodlands, Texas, January 26-30, 1984.