

Algorithms for Optimal Control with Fixed-Rate Feedback

Anatoly Khina, Yorie Nakahira, Yu Su, Hikmet Yıldız, and Babak Hassibi

Abstract

We consider a discrete-time linear quadratic Gaussian networked control setting where the (full information) observer and controller are separated by a fixed-rate noiseless channel. The minimal rate required to stabilize such a system has been well studied. However, for a given fixed rate, how to quantize the states so as to optimize performance is an open question of great theoretical and practical significance. We concentrate on minimizing the control cost for first-order scalar systems. To that end, we use the Lloyd–Max algorithm and leverage properties of logarithmically-concave functions and sequential Bayesian filtering to construct the optimal quantizer that greedily minimizes the cost at every time instant. By connecting the globally optimal scheme to the problem of scalar successive refinement, we argue that its gain over the proposed greedy algorithm is negligible. This is significant since the globally optimal scheme is often computationally intractable. All the results are proven for the more general case of disturbances with logarithmically-concave distributions and rate-limited time-varying noiseless channels. We further extend the framework to event-triggered control by allowing to convey information via an additional “silent symbol”, i.e., by avoiding transmitting bits; by constraining the minimal probability of silence we attain a tradeoff between the transmission rate and the control cost for rates below one bit per sample.

Index Terms

Networked control, linear quadratic Gaussian control, event-triggered control, quantization.

This work was done, in part, while A. Khina was visiting the Simons Institute for the Theory of Computing. This work has received funding from the European Union’s Horizon 2020 research and innovation programme under the Marie Skłodowska-Curie grant agreement No 708932. The work of Y. Nakahira was funded by grants from AFOSR and NSF, and gifts from Cisco, Huawei, and Google. The work of Y. Su was supported in part by NSF through AitF-1637598. The work of B. Hassibi was supported in part by the National Science Foundation under Grant CNS-0932428, Grant CCF-1018927, Grant CCF-1423663, and Grant CCF-1409204; in part by a grant from Qualcomm Inc.; in part by NASA’s Jet Propulsion Laboratory through the President and Director’s Fund; and in part by King Abdullah University of Science and Technology. The material in this paper was presented in part at the IEEE Conference on Decision and Control, Melbourne, VIC, Australia, Dec., 2017.

A. Khina was with the Department of Electrical Engineering, California Institute of Technology, Pasadena, CA 91125, USA. He is now with the Department of Electrical Engineering-Systems, Tel Aviv University, Tel Aviv 6997801, Israel (e-mail: anatolyk@eng.tau.ac.il).

Y. Nakahira and Y. Su are with the Department of Computing and Mathematical Sciences, California Institute of Technology, Pasadena, CA 91125, USA (e-mails: [ynakahir,suyu@caltech.edu](mailto:{ynakahir,suyu}@caltech.edu)).

H. Yıldız and B. Hassibi are with the Department of Electrical Engineering, California Institute of Technology, Pasadena, CA 91125, USA (e-mails: [hyildiz,hassibi@caltech.edu](mailto:{hyildiz,hassibi}@caltech.edu)).

I. INTRODUCTION

The demand for new and improved control techniques over unreliable communication links is constantly growing, due to the rise of emerging opportunities in the Internet of Things realm, as well as due to new and surprising applications in Biology and Neuroscience.

One of the most widely studied such *networked control system* (NCS) setups is that of control over discretized packeted communication channels [1]–[5]. This setup can be further divided into two regimes: fixed-rate feedback—where exactly R bits can be noiselessly conveyed from the observer/encoder to the controller/decoder [6], [7] (see Fig. 1), and variable-rate feedback—where R bits are available *on average* and the observer/encoder can decide how many bits to allocate at each time instant [8].

For each of these scenarios, additional information can be conveyed through *event-triggering* by allowing to remain *silent*, i.e., not to send any information; see, e.g., [9]–[12] and the references therein.

Although much effort has been put into determining the conditions for the stabilizability of such systems, less so has been done for determining the optimal attainable control costs—which are of great importance in practice—with several notable exceptions [13]–[15].

Other effects that are encountered in practice when using packet-based protocols are those of *packet erasures* (or *packet drops*) and *delayed packet arrivals*. Consequently, much attention has been devoted to studying the impact these effects have on the performance of networked systems in an idealized setup where the quantization rate is *infinite* [2], [3], [16].

A noteworthy effort to treat the case of finite-rate packets with packet drops was made by Minero et al. [17]. To that end, they considered an even more general case where a time-varying rate “budget” R_t (see Fig. 1) is provided at every time step, and is determined and revealed just before transmission; a packet erasure corresponds to a zero-rate budget, implying that this scenario encompasses the packet-erasure setting.

In this work, we construct algorithms for the setting of time-varying feedback rate budget, presented in Sec. II, along with its important special case of fixed-rate feedback.

However, in contrast to the works of Minero et al. [17] and Yüksel [7], which concentrated on the conditions for system stabilizability using *adaptive* uniform and logarithmic quantizers,¹ respectively, we attempt to optimize the control cost.

To that end, we concentrate our attention in Sec. III on the class of disturbances that have logarithmically-concave (log-concave) probability density functions (PDFs) (the Gaussian PDF being an important special case), for which the Lloyd–Max algorithm [18, Ch. 6] is known to converge to the optimal quantizer [19]–[21].² Using Lloyd–Max quantization at every step, proposed previously by Bao et al. [22] and by Nakahira [23] (albeit without any optimality claims), and proving (*a la* sequential Bayesian filtering [24]) that the resulting system state—which is

¹It is impossible to stabilize an unstable system using fixed-rate static quantization if the distributions of the disturbances or the initial state have unbounded supports [4, Sec. III-A].

²Assuming contiguous cells; see Rem. 7.

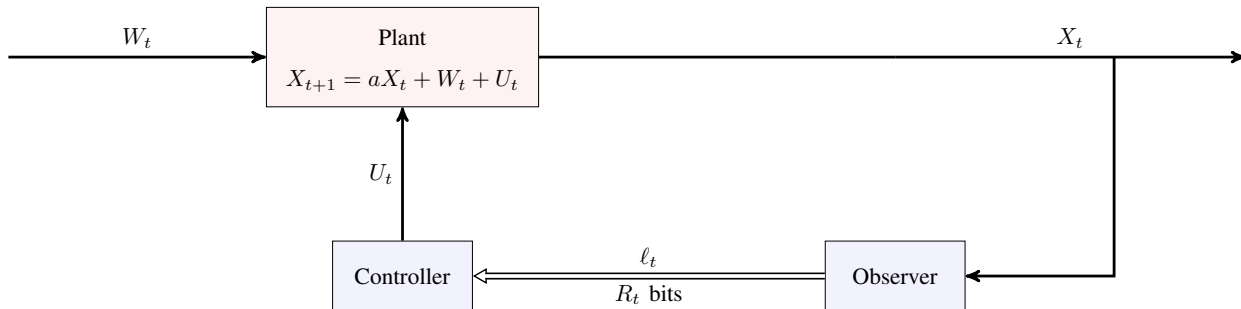


Fig. 1. A scalar linear stochastic NCS with a communication channel of R_t bits at time t .

composed of the scaled sums of quantization errors of the previous steps and the new disturbances—continues to have a log-concave PDF, leads us to an optimal greedy algorithm.

To support rates below one bit per sample, we extend the algorithm to the event-triggered control scenario in Sec. IV. By adding another cell that corresponds to “silence” and constraining the probability of this cell to a minimal value, we are able to control the average rate of the scheme (which is equal to the sum of the probabilities of the remaining cells).

To tackle the more challenging task of designing a globally optimal quantizer, we recast the problem as that of designing an optimal quantizer for the problem of *sequential coding of correlated sources* [25] (see also [26], [27] and references therein).

An extreme variant of this problem is provided by that of linear quadratic regulator (LQR) control, in which the only randomness in the system happens in the initial state (which is again assumed to have log-concave PDF). We show in Sec. V that this problem is equivalent to that of *successive refinement* [28], which can be regarded as a special case of sequential coding of correlated sources.

Surprisingly, for the latter, a computationally plausible variant of the Lloyd–Max algorithm exists [29] that is known to achieve globally optimal performance for log-concave functions [30].² Furthermore, using the classical Bennett approximated quantization law [18, Ch. 6.3], [31], we argue, in Sec. V-C, that in the limit of high rates, the greedy algorithm is in fact optimal.

Although greedy optimization was demonstrated to be suboptimal [32] (outside of the high-rate regime), simulations for the LQR case show that the gain of the globally optimal algorithm over the optimal greedy one is modest even at low rates (for which the gain is expected to be the largest). This, in turn, suggests that the optimal greedy algorithm will remain close in performance to the optimum for the more general case where the state is driven by i.i.d. log-concave disturbances, which includes linear quadratic Gaussian (LQG) control.

We provide numerical performance evaluations in Sec. VI, and conclude the paper in Sec. VII.

II. PROBLEM SETUP

In this work, we consider the control–communication setup depicted in Fig. 1. We use a discrete-time model spanning the time interval $[1 : T] \triangleq \{1, 2, \dots, T\}$ for $T \in \mathbb{N}$, where $[i : j] \triangleq \{i, i + 1, \dots, j\}$ for $i, j \in \mathbb{Z}$, such

that $i \leq j$. The plant is a discrete-time linear scalar stochastic system

$$X_{t+1} = aX_t + W_t + U_t, \quad t \in [0 : T - 1], \quad (1)$$

where $X_t, W_t, U_t \in \mathbb{R}$ are the system state, disturbance and control action at time t , respectively. We consider two setups for the disturbance sequence $\{W_t\}$:

- **Independent and identically distributed (i.i.d.):** $\{W_t\}$ are i.i.d. according to a known log-concave PDF $f_W(w)$.
- **LQR:** W_0 is distributed according to a known log-concave PDF $f_W(w)$; $W_t = 0$ for all $t > 0$.

We further denote the variance of f_W by σ_W^2 and assume, w.l.o.g., that it has zero mean.

Definition 1 (Log-concave function; see [33]). A function $f : \mathbb{R} \rightarrow \mathbb{R}_{\geq 0}$ is said to be log-concave if its logarithm $\log \circ f$ is concave:

$$\log f(\lambda x + (1 - \lambda)y) \geq \lambda \log f(x) + (1 - \lambda) \log f(y),$$

for all $\lambda \in [0, 1]$ and $x, y \in \mathbb{R}$; we use the extended definition that allows $f(x)$ to assign zero values, i.e., $\log f(x) \in \mathbb{R} \cup \{-\infty\}$ is an extended real-value function that can take the value $-\infty$.

Remark 1. The Gaussian PDF is a log-concave function over \mathbb{R} and constitutes an important special case.

We assume the observer has perfect access to x_t at time t . However, in contrast to classical control settings, the observer is not co-located with the controller and communicates with it instead via a noiseless channel of *data rate* R_t . That is, at each time t , the observer, which also takes the role of the encoder \mathcal{E}_t , can perfectly convey a message (or “index”) of R_t bits, $\ell_t \in [0 : 2^{R_t} - 1]$, of the past states, to the controller:

$$\ell_t = \mathcal{E}_t(X^t), \quad (2)$$

where we denote $a^t \triangleq (a_1, a_2, \dots, a_t)$ and use the convention that $a^t = \emptyset$ for $t \leq 0$. We further set $\ell_0 = \ell_T = 0$.

The controller at time t , which also takes the role of the decoder \mathcal{D}_t , recovers the observed codeword ℓ_t and uses it to generate the control action

$$U_t = \mathcal{D}_t(\ell^t). \quad (3)$$

The exact value of R_t is revealed to the encoder prior to the computation of ℓ_t and is inferred by the decoder upon receiving ℓ_t . The statistics of R_t impact system performance but do not affect the greedy optimality guarantees of the proposed algorithm of Sec. III.

Remark 2 (Packet-erasure channel). A packet-erasure can be modeled by $R_t = 0$. Hence, the time-varying data rate model subsumes the packet-erasure scenario [17].

Our goal is to minimize the following average-stage linear quadratic (LQ) cost upon reaching the time horizon $T \in \mathbb{N}$:

$$\bar{J}_T \triangleq \frac{1}{T} \mathbb{E} \left[q_T X_T^2 + \sum_{t=1}^{T-1} (q_t X_t^2 + r_t U_t^2) \right] \quad (4a)$$

$$= \frac{1}{T} \sum_{t=1}^T J_t, \quad (4b)$$

where $\{J_t\}$ are the instantaneous costs

$$J_t \triangleq \mathbb{E} [q_t X_t^2 + r_t U_t^2], \quad t \in [1 : T - 1], \quad (5a)$$

$$J_T \triangleq \mathbb{E} [q_T X_T^2]. \quad (5b)$$

The weights $\{q_t\}$ and $\{r_t\}$ penalize the state deviation and actuation effort, respectively.

III. OPTIMAL GREEDY CONTROL

In this section we consider the i.i.d. disturbance setting. We recall the Lloyd–Max algorithm and its optimality guarantees in Sec. III-A, which are subsequently used in Sec. III-B to construct a greedy optimal control policy.

A. Quantizer Design

Definition 2 (Scalar quantizer). A scalar quantizer \mathcal{Q} of rate R is described by an encoder $\mathcal{E}_{\mathcal{Q}} : \mathbb{R} \rightarrow [0 : 2^R - 1]$ and a decoder $\mathcal{D}_{\mathcal{Q}} : [0 : 2^R - 1] \rightarrow c \triangleq \{c[0], \dots, c[2^R - 1]\} \subset \mathbb{R}$. We define the quantization operation $\mathcal{Q} : \mathbb{R} \rightarrow c$ as the composition of the encoding and decoding operations: $\mathcal{Q} = \mathcal{D}_{\mathcal{Q}} \circ \mathcal{E}_{\mathcal{Q}}$.³ The *reproduction points* $\{c[0], \dots, c[2^R - 1]\}$ are assumed to be ordered, without loss of generality:⁴

$$c[0] < c[1] < \dots < c[2^R - 1].$$

We denote by $\mathcal{I}[\ell]$ the collection of all points that are mapped to index ℓ (equivalently to the reproduction point $c[\ell]$):

$$\begin{aligned} \mathcal{I}[\ell] &\triangleq \{x | x \in \mathbb{R}, \mathcal{E}_{\mathcal{Q}} = \ell\} \\ &= \{x | x \in \mathbb{R}, \mathcal{Q} = c[\ell]\}. \end{aligned}$$

We shall concentrate on the class of *regular quantizers*, defined next.

Definition 3 (Regular quantizer). A scalar quantizer is *regular* if every cell $\mathcal{I}[\ell], \ell \in [0 : 2^R - 1]$, is a contiguous interval that contains its reproduction point $c[\ell]$:

$$c[\ell] \in \mathcal{I}[\ell] = [p[\ell], p[\ell + 1]), \quad \ell \in [0 : 2^R - 1],$$

where $p \triangleq \{p[0], \dots, p[2^R]\}$ is the set of *partition levels*—the boundaries of the cells. Hence, a regular scalar quantizer can be represented by the input partition-level set p and the reproduction-point set $c \triangleq \{c[0], \dots, c[2^R - 1]\}$. We further take $p[0]$ and $p[2^R]$ to be the left-most and right-most values of the support of the source’s PDF.

The cost we wish to minimize is the mean squared error distortion between the source W with a given PDF f_W and its quantization $\mathcal{Q}(W)$:

$$D \triangleq \mathbb{E} \left[\{W - \mathcal{Q}(W)\}^2 \right] \quad (6a)$$

³The encoder and decoder that give rise to the same parameter are unique up to a permutation of the labeling of the index ℓ .

⁴If some inequalities are not strict, then the quantizer can be reduced to a lower-rate quantizer.

$$= \sum_{\ell=0}^{2^R-1} \int_{p[\ell]}^{p[\ell+1]} (w - c[\ell])^2 f_W(w) dw. \quad (6b)$$

Denote by D^* the minimal achievable distortion D ; the *optimal quantizer* is the one that achieves D^* .

Remark 3. We shall concentrate on log-concave PDFs f_W , which are therefore continuous [33]. Hence, the inclusion or exclusion of the boundary points in each cell does not affect the distortion of the quantizer, meaning that the boundary points can be broken systematically.

Remark 4. If the input PDF has an infinite/semi-infinite support, then the leftmost and/or rightmost intervals of the quantizer are open ($p[0]$ and/or $p[2^R]$ take infinite values).

The optimal quantizer satisfies the following necessary conditions [18, Ch. 6.2].

Proposition 1 (Centroid condition). *For a fixed partition-level set p (fixed encoder), the reproduction-point set c (decoder) that minimizes the distortion D (3) is*

$$c[\ell] = \mathbb{E} [w \mid p[\ell] < w \leq p[\ell + 1]], \quad \ell \in [0 : 2^R - 1]. \quad (7)$$

Proposition 2 (Nearest neighbor condition). *For a fixed reproduction-point set c (fixed decoder), the partition-level set p (encoder) that minimize the distortion D (3) is*

$$p[\ell] = \frac{c[\ell - 1] + c[\ell]}{2}, \quad \ell \in [1 : 2^R - 1], \quad (8)$$

where the leftmost/rightmost boundary points $p[0]/p[2^R]$ are equal to the smallest/largest values of the support of f_W .

The optimal quantizer must simultaneously satisfy both (1) and (2); iterating between these two necessary conditions gives rise to the Lloyd–Max algorithm.

Algorithm 1 (Lloyd–Max quantization).

Initial step. Pick an initial partition-level set p .

Iterative step. Repeat the two steps

- 1) Fix p and set c as in (1),
- 2) Fix c and set p as in (2),

interchangeably, until the decrease in the distortion D per iteration goes below a desired accuracy threshold.

Props. 1 and 2 suggest that the distortion at every iteration decreases; since the distortion is bounded from below by zero, the Lloyd–Max algorithm is guaranteed to converge to a local optimum.

Unfortunately, multiple local optima may exist in general (e.g., Gaussian mixtures with well separated components), rendering the algorithm sensitive to the initial choice p .

Nonetheless, sufficient conditions for the existence of a unique global optimum were established in [19]–[21]. These guarantee that the algorithm converges to the global optimum for any initial choice of p . An important class of PDFs that satisfy these conditions is that of log-concave PDFs.

Theorem 1 ([19]–[21]). *Let the source PDF f_W be log-concave. Then, the Lloyd–Max algorithm converges to a unique solution that minimizes the mean squared error distortion (3).*

B. Controller Design

We now describe the optimal greedy control policy. To that end, we make use of the following lemma that extends the separation principle of estimation and control to networked control.

Lemma 1 (Control–estimation separation [34], [13]). *Consider the general cost problem (1) with independent disturbance elements $\{w_t\}$ of variances $\{\sigma_{W_t}^2\}$. Then, the optimal controller has the structure*

$$U_t = -k_t \hat{X}_t,$$

where

$$k_t = \frac{s_{t+1}}{s_{t+1} + r_t} a$$

is the optimal LQR control gain and $\hat{X}_t \triangleq \mathbb{E}[X_t | \ell^t]$, and s_t satisfies the dynamic Riccati backward recursion [35]:

$$s_t = q_t + \frac{s_{t+1} r_t}{s_{t+1} + r_t} a^2, \quad (9)$$

with $s_T = q_T$ and $s_{T+1} = k_T = 0$. Moreover, this controller achieves a cost of⁵

$$\bar{J}_T = \frac{1}{T} \sum_{t=1}^T \left(s_t \sigma_{W_t}^2 + g_t \mathbb{E} \left[(X_t - \hat{X}_t)^2 \right] \right),$$

with

$$g_t = s_{t+1} a^2 - s_t + q_t.$$

Remark 5. Lem. 1 holds true for any memoryless channel, with $\hat{X}_t = \mathbb{E}[X_t | \ell^t]$, where ℓ_t is the channel output at time t .

The optimal greedy algorithm minimizes the estimation distortion $\mathbb{E} \left[(X_t - \hat{X}_t)^2 \right]$ at time t , without regard to its effect on future distortions. To that end, at time t , the encoder and the decoder calculate the PDF of x_t conditioned on ℓ^{t-1} , $f_{X_t | \ell^{t-1}}$ via sequential Bayesian filtering [24], and apply the Lloyd–Max quantizer to this PDF. We refer to $f_{X_t | \ell^{t-1}}$ and to $f_{X_t | \ell^t}$ as the *prior* and posterior PDFs, respectively.

Algorithm 2 (Optimal greedy control).

Initialization. Both the encoder and the decoder set

- 1) $\{s_t, k_t | t \in [1 : T]\}$ as in Lem. 1, for the given T , $\{q_t\}$, $\{r_t\}$ and a .
- 2) $\ell_0 = X_0 = U_0 = 0$.
- 3) The prior PDF: $f_{X_1 | \ell_0}(x_1 | 0) \equiv f_W(x_1)$.

Observer/Encoder. At time $t \in [1 : T - 1]$:

⁵Recall that $R_T = 0$ and $\ell_T = 0$ for the definition of \hat{x}_T , as no transmission or control action are performed at time T .

- 1) Observes the current state x_t .
- 2) Runs the Lloyd–Max algorithm (Alg. 1) with respect to the prior PDF $f_{X_t|\ell^{t-1}}$ to obtain the quantizer $\mathcal{Q}_t(x_t)$ of rate R ; denote its partition and reproduction sets by p_t and c_t , respectively, and the cell corresponding to $p_t[l]$ —by $\mathcal{I}_t[l]$.
- 3) Quantizes the system state x_t [recall Def. 2]:

$$l_t = \mathcal{E}_{\mathcal{Q}_t}(x_t) =: \mathcal{E}_t(x^t), \quad (10a)$$

$$\hat{x}_t = \mathcal{Q}_t(x_t) = \mathcal{D}_{\mathcal{Q}_t}(l_t), \quad (10b)$$

where $\mathcal{E}_t(x^t)$ is the overall action of the observer/encoder at time t as defined in (II).

- 4) Transmits the quantization index l_t .
- 5) Calculates the posterior PDF $f_{X_t|\ell^t}(x_t|l^t)$:

$$f_{X_t|\ell^t}(x_t|l^t) = \begin{cases} f_{X_t|\ell^{t-1}}(x_t|l^{t-1})/\gamma, & x_t \in \mathcal{I}_t[l_t], \\ 0 & \text{otherwise,} \end{cases} \quad (11)$$

where⁶

$$\gamma \triangleq \int_{p_t[l_t]}^{p_t[l_t+1]} f_{X_t|\ell^{t-1}}(\alpha|l^{t-1})d\alpha$$

is a normalization factor.

- 6) Determines the prior PDF of time $t + 1$ using (II) and the control action (II) $u_t = -k_t \hat{x}_t := \mathcal{D}_t(\hat{x}^t)$:

$$\begin{aligned} & f_{X_{t+1}|\ell^t}(x_{t+1}|l^t) \\ &= \frac{1}{|a|} f_{X_t|\ell^t} \left(\frac{x_{t+1} - u_t}{a} \middle| l^t \right) * f_W(x_{t+1}), \end{aligned} \quad (12)$$

where ‘*’ denotes the convolution operation, and the two convolved terms correspond to the PDFs of the quantization error $a(X_t - \hat{X}_t)$ and the disturbance W_t .

Controller/Decoder. At time $t \in [1 : T - 1]$:

- 1) Runs the Lloyd–Max algorithm (Alg. 1) with respect to the prior PDF $f_{X_t|\ell^{t-1}}$ as in Step 2 of the observer/encoder protocol.
- 2) Receives the index l_t .
- 3) Reconstructs the quantized value: $\hat{x}_t = \mathcal{D}_{\mathcal{Q}_t}(l_t)$.
- 4) Generates the control actuation

$$u_t = -k_t \hat{x}_t := \mathcal{D}_t(\hat{x}^t). \quad (13)$$

- 5) Calculates the posterior PDF $f_{X_t|\ell^t}$ and the next prior PDF $f_{X_{t+1}|\ell^t}$ as in Steps 5 and 6 of the observer/encoder protocol.

Theorem 2. *Let f_W be a log-concave PDF (recall Def. 1). Then, Alg. 2 is the optimal greedy control policy.*

⁶We use here the regularity assumption.

The following is an immediate consequence of the log-concavity of the Gaussian PDF.

Corollary 1. *Let f_W be a Gaussian PDF. Then, Alg. 2 is the optimal greedy control policy.*

Recall that the Lloyd–Max Algorithm converges to the global minimum for log-concave PDFs. Consequently, in order to prove Thm. 2, it suffices to show that all the prior PDFs $\{f_{X_t|\ell^t} : t \in [1 : T]\}$ are log-concave. This, in turn, relies on the following log-concavity properties.

Assertion 1 (Log-concave function properties [33]). *Let $f(x)$ and $g(x)$ be log-concave functions over \mathbb{R} . Then, the following are also log-concave functions:*

- **Affinity:** $cf(ax + b)$ for any constants $a, b, c \in \mathbb{R}$.
- **Truncation:**
$$\begin{cases} f(x) & x \in I, \\ 0 & \text{otherwise,} \end{cases} \quad \text{for any interval } I, \text{ possibly (semi-)infinite.}$$
- **Convolution:** $f(x) * g(x)$.

Now we are ready to prove Thm. 2.

Proof of Thm. 2: We use mathematical induction to show that both of the following conditions hold for any time $t \in [1 : T]$:

- (i) The prior PDF $f_{X_t|\ell^{t-1}}(x_t|l^{t-1})$ is log-concave in x_t for any realization $l^{t-1} \in \prod_{i=1}^{t-1} [0 : 2^{R_i} - 1]$.
- (ii) Given the past policies \mathcal{E}^t and \mathcal{D}^t of (4) and (4) of Alg. 2, it minimizes the instantaneous cost (2) J_{t+1} at time $t + 1$.

Basic step ($t = 1$). From the initial condition $X_0 = 0$, the optimal control action for $t = 0$ is $U_0 = 0$, and hence $X_1 = W_0$. Since f_W is log-concave from the model assumption, X_1 also has a log-concave PDF, yielding Cond. (i). Consequently, the quantizer \mathcal{Q}_1 generated by the Lloyd–Max algorithm and the controller $U_1 = -a\hat{X}_1 = -a\mathcal{Q}_1(X_1)$ minimizes the instantaneous cost J_2 , yielding Cond. (ii).

Inductive step. Assuming Conds. (i)-(ii) hold at time $t \in \mathbb{N}$, we show below that they also hold at time $t + 1$. By the induction hypothesis, $f_{X_t|\ell^{t-1}}$ is log-concave. Consequently, by Thm. 1, the Lloyd–Max Algorithm generates the quantizer \mathcal{Q}_t that minimizes the cost J_{t+1} . This leads to Cond. (ii).

It only remains to show that Cond. (i) holds. Since log-concavity is preserved under truncation and affinity, and $f_{X_t|\ell^{t-1}}$ is log-concave by the induction hypothesis, the posterior PDF $f_{X_t|\ell^t}$ of (5) is also log-concave for any realization of $\ell^t \in \prod_{i=1}^t [0 : 2^{R_i} - 1]$; this, along with the log-concavity of f_W and the log-concavity preservation under affine transformations and convolution, guarantees the log-concavity of the next prior (6), $f_{X_{t+1}|\ell^t}$, and completes the proof. ■

IV. EVENT-TRIGGERED CONTROL

In this section, we extend the greedy algorithm to the event-triggered control scenario. Under this scenario, the encoder may either send a packet of a fixed predetermined rate or avoid transmission altogether. Avoiding transmission helps alleviating network congestion by conveying information “by silence”.

We concentrate on the case of packets of a single bit, as in this regime the advantage of the algorithm is most pronounced and the exposition of the algorithm is the simplest. The two cells corresponding to the single-bit packet along with the silence symbol form a three-level algorithm. We add a constraint δ on the minimal probability of the silent symbol; clearly, the average transmission rate is equal to $\bar{R} \triangleq \mathbb{E}[R_t] \equiv 1 - \delta$ in this case. To minimize the average transmission rate, the silence symbol needs to be assigned to the cell with the maximal probability:

$$\max_{\ell=0,1,2} \int_{p[\ell]}^{p[\ell+1]} f_W(w) dw \geq \delta, \quad (14)$$

where the cell-index ℓ that achieves the maximum in (IV) corresponds to the *silent cell*; we denote this index by ℓ^* .

Hence, the standard Lloyd–Max quantizer of Alg. 1 in each time step should be replaced by the following algorithm, which first checks whether standard three-level Lloyd–Max quantization satisfies the constraint (IV) and, if not, runs the algorithm with the constraint (IV) imposed on a different cell each time, and chooses the one that achieves minimal average distortion. With the constraint imposed on a particular cell, the algorithm iterates between two steps: choosing the optimum c for a fixed p and choosing the optimum p for a fixed c . The first step is the same as the standard Lloyd–Max quantizer. For the second step, the Karush–Khun–Tucker (KKT) conditions are employed [36, Ch. 5].

Algorithm 3 (Min. cell-probability constrained quantization). *Unconstrained algorithm.* Apply Alg. 1. If the constraint (IV) is satisfied for the resulting quantizer, use this quantization law. Else, set $p[0]$ and $p[3]$ to the smallest and largest values of the support of f_W , and run the following.

0) $\ell^* = 0$.

a) Set $p[1]$ such that

$$\int_{p[0]}^{p[1]} f_W(w) dw = \delta.$$

b) Compute $c[0]$ as in (1).

c) Run Alg. 1 for the remaining two cells (with $p[0], p[1], c[0]$ remain fixed), to determine $p[2]$ and $c[2]$.

d) Denote the resulting overall quantizer and distortion by \mathcal{Q}_0 and D_0 , respectively.

1) $\ell^* = 1$.

Initial step. Pick an initial partition-level set p .

Iterative step. Repeat the following steps

a) Fix p and set c as in (1),

b) Fix c and set p as in (2),

c) If p does not satisfy the constraint (IV), set p , in accordance with the KKT conditions, as the solution of

$$\begin{cases} \delta = \int_{p[1]}^{p[2]} f_W(w) dw & (15a) \\ p[2] = \frac{c[0] - c[1]}{c[2] - c[1]} p[1] + \frac{c[2]^2 - c[0]^2}{2(c[2] - c[1])} & (15b) \end{cases}$$

- d) If no solution to (5) exists, replace (5b) with the choice that gives the smaller distortion out of $p[1] = p[0]$ and $p[2] = p[3]$,
until the decrease in the distortion D per iteration is below a desired accuracy threshold. Denote the resulting quantizer and distortion by \mathcal{Q}_1 and D_1 , respectively.
- 2) $\ell^* = 2$.
- a) Set $p[2]$ such that
- $$\int_{p[2]}^{p[3]} f_W(w) dw = \delta.$$
- b) Compute $c[2]$ as in (1).
- c) Run Alg. 1 for the remaining two cells (with $p[2], p[3], c[2]$ remain fixed), to determine $p[1]$ and $c[1]$.
- d) Denote the resulting overall quantizer and distortion by \mathcal{Q}_2 and D_2 , respectively.
- 3) Set the quantizer to \mathcal{Q}_i , where $i^* = \arg \min_{i=0,1,2} D_i$.

Replacing the Lloyd–Max quantizer of Alg. 1 with the constrained variant of Alg. 3 gives rise to the following event-triggered variant of Alg. 2.

Algorithm 4 (Greedy event-triggered control).

Initialization. Both the encoder and the decoder

- 1) Run steps 1–3 of the initialization of Alg. 2.
- 2) Set $\delta = 1 - \bar{R}$.⁷

Observer/Encoder. At time $t \in [1 : T - 1]$:

- 1) Observes x_t .
- 2) Runs Alg. 3 with respect to the prior PDF $f_{X_t|\ell^{t-1}}$ and the maximal probability constraint δ to obtain the quantizer \mathcal{Q}_t ; denote its partition and reproduction sets by p_t and c_t , respectively, the index of the silent cell—by ℓ_t^* , and the cell corresponding to $p_t[\ell]$ —by $\mathcal{I}_t[\ell]$.
- 3) Quantizes the system state x_t as in Step 3 of the observer/encoder protocol of Alg. 2.
- 4) If $l_t \neq \ell_t^*$, transmits the index l_t ; otherwise, remains silent.
- 5) Calculates the posterior PDF $f_{X_t|\ell^t}$ and the next prior PDF $f_{X_{t+1}|\ell^t}$ as in Steps 5 and 6 of the observer/encoder protocol of Alg. 2, respectively.

Controller/Decoder. At time $t \in [1 : T - 1]$:

- 1) Runs Alg. 3 with respect to the prior PDF $f_{X_t|\ell^{t-1}}$ as in Step 2 of the observer/encoder protocol.
- 2) Receives the index l_t : in case of silence, recovers $l_t = \ell_t^*$.
- 3) Reconstructs the quantized value: $\hat{x}_t = \mathcal{D}_{\mathcal{Q}_t}(l_t)$.
- 4) Generates the control actuation $u_t = -k_t \hat{x}_t$.
- 5) Calculates the posterior PDF $f_{X_t|\ell^t}$ and the next prior PDF $f_{X_{t+1}|\ell^t}$ as in Steps 5 and 6 of the observer/encoder protocol of Alg. 2, respectively.

⁷Recall that we assume $\bar{R} \in (0, 1]$.

V. GLOBALLY OPTIMAL LQR CONTROL

In this section, we study the LQR control setting, namely, the case where W_0 has a log-concave PDF f_W and $W_t = 0$ for all $t \in [1 : T - 1]$. Clearly, this is equivalent to the case of a random initial condition X_0 and $W_t \equiv 0$ for all $t \in [0 : T - 1]$, and is therefore referred to as LQR control.

We construct a globally optimal control policy in Sec. V-B by connecting the problem to that of scalar successive refinement [29], [30], which is formulated and reviewed in Sec. V-A. The resulting quantizers are commonly referred to as *multi-resolution scalar quantizers* (MRSQs).

A. Successive Refinement

A T -step MRSQ successively quantizes a single source sample $W \in \mathbb{R}$ with PDF f_W using a series of quantizers \mathcal{Q}^T of rates R^T : At stage $t \in [1 : T]$, R_t bits are available for the re-quantization of the source W , and are encoded into an index $\ell_t \in [0 : 2^{R_t} - 1]$. ℓ_t , along with all previous indices ℓ^{t-1} , is then used for the construction of a refined description $\hat{W}_t = \mathcal{Q}_t(W)$.

Definition 4 (MRSQ). A T -step MRSQ of rates R^T is described by a series of T encoders $(\mathcal{E}_{\mathcal{Q}_1}, \dots, \mathcal{E}_{\mathcal{Q}_T})$ and a series of T decoders $(\mathcal{D}_{\mathcal{Q}_1}, \dots, \mathcal{D}_{\mathcal{Q}_T})$, with $\mathcal{E}_{\mathcal{Q}_t} : \mathbb{R} \rightarrow [0 : 2^{R_t} - 1]$ and $\mathcal{D}_{\mathcal{Q}_t} : \times_{i=1}^t [0 : 2^{R_i} - 1] \rightarrow \{c_t[0], c_t[1], \dots, c_t[2^{\sum_{i=1}^t R_i} - 1]\}$ serving as the encoder and decoder at time t , respectively. We define the quantization operation $\mathcal{Q}_t : \mathbb{R} \rightarrow \{c_t[0], c_t[1], \dots, c_t[2^{\sum_{i=1}^t R_i} - 1]\}$, at time step t , as the composition of all the encodings until time t with the decoding at time t : $\mathcal{Q}_t = \mathcal{D}_{\mathcal{Q}_t} \circ (\mathcal{E}_{\mathcal{Q}_1}, \dots, \mathcal{E}_{\mathcal{Q}_t})$.

This definition means that, although the overall effective rate of the quantizer at time t is $\sum_{i=1}^t R_i$, only the last R_t bits, corresponding to ℓ_t , are determined during time step t . At the decoder, these bits are appended to the previously determined and received $\sum_{i=1}^{t-1} R_i$ bits (corresponding to ℓ^{t-1}), for the construction of a description of W at time t , $\hat{W}_t = \mathcal{Q}_t(W)$.

Definition 5 (Regular MRSQ). A T -step MRSQ is *regular* if the quantizer at each step $t \in [1 : T]$ is regular and the partitions of subsequent stages are nested, as follows. For each time $t \in \{2, \dots, T\}$:

$$p_t [\ell \cdot 2^{R_t}] = p_{t-1}[\ell], \quad \ell \in \left[0 : \left(\sum_{i=1}^{t-1} R_i \right) - 1 \right], \quad (16)$$

where p_t is the partition-level set of the quantizer at time t .

Remark 6. The relation in (5) implies that, given p_T , the partitions of all the previous stages can be deduced.

Remark 7 (Optimality of regular MRSQs). Counterexamples for both discrete and continuous PDFs have been devised, for which regular MRSQs are strictly suboptimal [37], [38]. However, none such are known for the case of log-concave input PDFs [39]. Furthermore, we shall see that such quantizers become optimal in the limit of high rates in Sec. V-C.

Our goal here is to design an MRSQ that minimizes the weighted time-average squared quantization error \bar{D} of an input W with a given PDF $f_W(W)$ and positive weights $\{\tilde{g}_t\}$:

$$\bar{D} = \sum_{t=1}^T \tilde{g}_t D_t, \quad (17a)$$

$$D_t \triangleq \mathbb{E} \left[\left(W - \hat{W}_t \right)^2 \right]. \quad (17b)$$

Unfortunately, greedy-optimal quantizers are not globally optimal in general [30], [32], since there might be a tension between optimizing D_{t_1} and D_{t_2} for $t_1 \neq t_2$. When such a tension does not exist, the source is said to be *successively refinable* [28], [40, Ch. 13.5.13].

We next present a *Generalized Lloyd–Max Algorithm* due to Brunk and Farvardin [29] for constructing MRSQs, which is in turn an adaptation of an algorithm for scalar multiple descriptions by Vaishampayan [41]. Similarly to the standard Lloyd–Max algorithm (Alg. 1), the generalized variant iterates between structuring the reproduction point sets c^T given the partition p_T (recall Rem. 6), and vice versa.

Furthermore, the centroid condition of Prop. 1 remains unaltered, as it does not have any direct effect on other stages, and is calculated separately for each stage. The partition of earlier stages, on the other hand, has a direct effect on the boundaries of newer stages, due to the nesting property (5). Consequently, the nearest neighbor condition of Prop. 2 is replaced by a weighted variant [29], [41].

Proposition 3 (Weighted nearest neighbor). *The optimal partition p_T for a given sequence of reproduction-point sets c^T is determined by the weighted nearest neighbor condition:*

$$p_T[\ell] = \max_{0 \leq i \leq 2^{\sum_{t=1}^T R_t} - 1: \alpha_i < \alpha_\ell} \frac{\beta_\ell - \beta_i}{2(\alpha_\ell - \alpha_i)} \quad (18a)$$

$$p_T[\ell + 1] = \min_{0 \leq i \leq 2^{\sum_{t=1}^T R_t} - 1: \alpha_i > \alpha_\ell} \frac{\beta_\ell - \beta_i}{2(\alpha_\ell - \alpha_i)} \quad (18b)$$

for $0 \leq \ell \leq 2^{\sum_{t=1}^T R_t} - 1$, where

$$m_t[\ell] \triangleq \left\lceil (\ell + 1) 2^{-\sum_{j=t+1}^T R_j} \right\rceil - 1,$$

$$\alpha_\ell \triangleq \sum_{t=1}^T \tilde{g}_t c_t[m_t[\ell]],$$

$$\beta_\ell \triangleq \sum_{t=1}^T \tilde{g}_t c_t^2[m_t[\ell]].$$

Remark 8. α_ℓ and β_ℓ can be viewed as weighted centroid and squared centroid, respectively. In these terms, the partition points in (7) and (7) reduce to the midpoints of adjacent centroids of the standard Lloyd–Max algorithm (2).

Similarly to the optimal one-stage quantizer of Sec. III-A, the optimal MRSQ has to satisfy both the centroid condition of Prop. 1 and the weighted nearest neighbor condition of Prop. 3, simultaneously. Furthermore, iterating between these conditions gives rise to the Generalized Lloyd–Max algorithm.

Algorithm 5 (Generalized Lloyd–Max).

Initial step. Pick an initial partition p_T .

Iterative step. Repeat the two steps

- 1) Fix p_T and evaluate c^T as in (1),
- 2) Fix c^T and evaluate p_T as in (7),

interchangeably, until the decrease in the weighted distortion \bar{D} is below a desired accuracy threshold.

As in the standard Lloyd–Max algorithm, Alg. 5 may converge to different local minima for different initializations p_T . And similarly, sufficient conditions can be derived for the existence of a unique local—and thus also global—minimum [30]. Log-concave PDFs satisfy these conditions, suggesting that Alg. 5 is globally optimal for such PDFs.

Theorem 3 ([30]). *Let the input PDF f_W be log-concave and $\{\tilde{g}_t\}$ —a positive weight sequence. Then, the Generalized Lloyd–Max algorithm converges to a unique solution that minimizes the weighted mean square error distortion (6) with weights $\{\tilde{g}_t\}$.*

B. Controller Design

By Lem. 1, in order to construct a globally optimal control policy, we need to find a quantizer that minimizes

$$\sum_{t=1}^T g_t \mathbb{E} \left[(X_t - \hat{X}_t)^2 \right]. \quad (19)$$

The following simple result connects this problem with that of designing an MRSQ that minimizes (6).

Lemma 2. *Let \hat{W}_t be the quantized description of the source sample W_0 at time $t \in [1 : T]$, produced by the MRSQ that minimizes (6) with weights*

$$\tilde{g}_t = a^{2(t-1)} g_t. \quad (20)$$

Then, the estimate \hat{X}_t that minimizes (V-B) is given by

$$\hat{X}_t = a\hat{X}_{t-1} + U_{t-1} + a^{t-1} (\hat{W}_t - \hat{W}_{t-1}), \quad (21)$$

with $U_t = -k_t \hat{X}_t$ and k_t given in (1).

Proof: Recall that X_t is given by the recursion

$$X_{t+1} = aX_t + U_t, \quad t \in [1 : T - 1], \quad (22a)$$

$$X_1 = W_0. \quad (22b)$$

The corresponding explicit expression for X_t in this case is

$$X_t = a^{t-1} W_0 + \sum_{i=0}^{t-1} a^{t-1-i} U_i. \quad (23)$$

This suggests, in turn, that the estimate \hat{X}_t of X_t at time t can be expressed as

$$\hat{X}_t = \mathbb{E} [X_t | \ell^t] \quad (24a)$$

$$= \mathbb{E} \left[a^{t-1} W_0 + \sum_{i=0}^{t-1} a^{t-1-i} U_i \middle| \ell^t \right] \quad (24b)$$

$$= a^{t-1} \left(\hat{W}_t + \sum_{i=0}^{t-1} a^{-i} U_i \right) \quad (24c)$$

$$= a^{t-1} \left(\hat{W}_t - \hat{W}_{t-1} \right) + U_{t-1} \\ + a \cdot a^{t-2} \left(\hat{W}_{t-1} + \sum_{i=0}^{t-2} a^{-i} U_i \right) \quad (24d)$$

$$= a^{t-1} \left(\hat{W}_t - \hat{W}_{t-1} \right) + U_{t-1} + a \hat{X}_{t-1}, \quad (24e)$$

which proves the relation in (2), where (9) follows from the definition of \hat{X}_t , (9) holds due to (V-B), (9) follows from the definition of \hat{W}_t and the action U_t being a function of ℓ^t , and (9) holds by substituting the relation established in (9) for \hat{X}_{t-1} , namely,

$$\hat{X}_{t-1} = a^{t-2} \left(\hat{W}_t + \sum_{i=0}^{t-2} a^{-i} U_i \right). \quad (25)$$

Subtracting (V-B) from (8) with the appropriate index adjustments concludes the proof. \blacksquare

We are now ready to present the globally optimal control policy for the LQR problem.

Algorithm 6 (Globally optimal LQR control).

Initialization. Both the encoder and the decoder:

- 1) Construct $\{s_t, k_t, g_t | t \in [1 : T]\}$ as in Lem. 1 for the given T , $\{q_t\}$, $\{r_t\}$ and a .
- 2) Set $\tilde{g}_t = A^{2(t-1)} g_t$ as in (2).
- 3) Construct the T -step MRSQ sequence \mathcal{Q}^T using Alg. 5 for the source W_0 and weights $\{\tilde{g}_t\}$.

Observer/Encoder. Observes w_0 . At time $t \in [1 : T - 1]$:

- 1) Generates the quantizer index: $l_t = \mathcal{E}_{\mathcal{Q}_t}(w_0)$.
- 2) Transmits l_t .

Controller/Decoder. At each time $t \in [1 : T - 1]$:

- 1) Receives l_t .
- 2) Generates the description: $\hat{w}_t = \mathcal{D}_{\mathcal{Q}_t}(l^t) = \mathcal{Q}_t(w_0)$.
- 3) Generates \hat{x}_t as in (2).
- 4) Generates the control actuation $u_t = -k_t \hat{x}_t$.

Combining Lemmata 1 and 2 with Thm. 3 leads to the global optimality of Algorithm 6.

Theorem 4. *Let f_W be a log-concave PDF. Then, Alg. 6 achieves the minimum possible average-stage LQ cost (1).*

C. High-Rate Limit

We now consider the high resolution case, viz. the case in which the rates R^T are large.⁸ We start by treating the case of a single rate ($T = 1$).

⁸The exact notion of a large rate will become clear in the sequel.

We follow the exposition in [18, Ch. 6.3] of Bennett's approximated quantization law for a single target rate R (recall Sec. III-A).

For a large enough rate R , and consequently small enough cell widths $\{p[l+1] - p[l]\}$ (except for maybe the extreme cells), the sum in (3) can be approximated by a Riemann integral by defining a reproduction-point PDF

$$\nu(x) \triangleq \lim_{N \rightarrow \infty} \frac{N(x)}{N},$$

where $N = 2^R$ is the number of reproduction points $c = \{c_0, \dots, c_{N-1}\}$, and $N(x)\Delta x$ is the approximate number of points in $[x, x + \Delta x)$ for a small Δx . In this limit, the size of cell i is approximated by

$$p[\ell + 1] - p[\ell] \approx \frac{1}{N\nu(c_\ell)}. \quad (26)$$

Theorem 5 (Bennett's law). *The optimal reproduction-point PDF ν of a source with a log-concave PDF f_W ,⁹ in the limit of large N , is given by*

$$\nu(x) \approx \frac{f_W^{1/3}(x)}{\int_{\xi \in \text{Supp}\{f\}} f_W^{1/3}(\xi) d\xi}, \quad (27)$$

and achieves a distortion (3)

$$D \approx \frac{1}{12 \times 2^{2R}} \left[\int_{x \in \text{Supp}\{f_W\}} f_W^{1/3}(x) dx \right]^3. \quad (28)$$

An immediate consequence of this theorem is that, in the limit of high rates ($R_1 \gg 1$), the source is successively refinable, since the approximation of (V-C) and (5) is tightened by each subsequent additional rate [30, Thm. 5].

Corollary 2 (Successive refinability). *A source with a log-concave PDF f_W is approximately successively refinable in the limit of large R_1 (and consequently large $\sum_{i=1}^t R_i$), with a reproduction-point PDF as in (5), and distortions D^T with D_t given as in (5) with rate $\sum_{i=1}^t R_i$.*

Remark 9. Bennett's law holds true for a wider class of PDFs and distortions; see Sec. VII-D for further discussion.

VI. NUMERICAL CALCULATIONS

A. Greedy LQG Control

We now evaluate the instantaneous costs (2) of Alg. 2 for a standard Gaussian i.i.d. disturbance sequence $\{W_t\}$, $q_t \equiv 1$, $r_t \equiv 0$, and $a = 1.2$. These costs are depicted in Fig. 2 along with $\mathbb{E}[(\hat{X}_t - X_t)^2 | \ell^t = l^t]$ for all admissible transmit sequences l^t . We compare them to the following upper and lower bounds, also depicted in Fig. 2, which are valid for the less restrictive case of variable-rate feedback [18, Ch. 9.9], where the *average rate across time* is constrained by R .

⁹This holds true for a much wider class of sources with smooth PDFs [31].

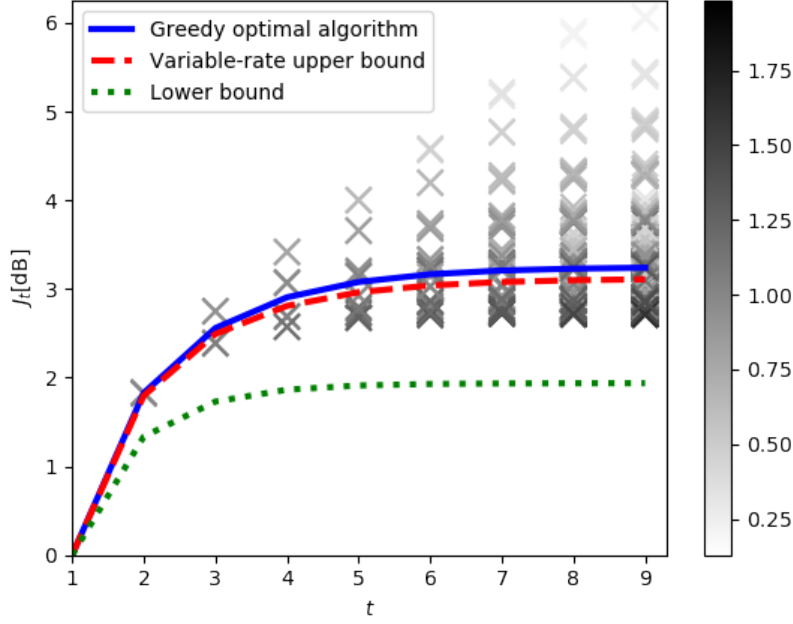


Fig. 2. Instantaneous LQ control cost J_t as a function of the time t over a channel of an optimal greedy algorithm with $a = 1.2$, $\sigma_W^2 = 1$, $R_t \equiv 1$ along with upper and lower bounds for the rate-variable case. The 'x' marks correspond to instantaneous costs J_t for 2^{tR} contiguous intervals at time t and the intensity of gray scale for J_t for each interval indicates the relative magnitude of probability of falling into that interval at time t .

Proposition 4 ([14], [15], [26], [27]). *Consider the setting of a variable-rate subject to an expected-rate constraint R , i.i.d. Gaussian disturbances $\{W_t\}$ of variance σ_W^2 , $q_t \equiv 1$ and $r_t \equiv 0$. Then, the instantaneous cost J_t is bounded as $J_t^{LB} \leq J_t \leq J_t^{UB}$, with $J_0^{UB} = J_0^{LB} = 0$ and*

$$J_{t+1}^{LB} = a^2 J_t^{LB} 2^{-2R} + \sigma_W^2,$$

$$J_{t+1}^{UB} = \frac{2\pi e}{12} a^2 J_t^{UB} 2^{-2R} + \sigma_W^2.$$

B. LQR Control

Here we compare the performance of the optimal greedy and globally optimal algorithms for LQR control with $a = 1.5$, $q_t \equiv 1$, $r_t \equiv 0$, standard Gaussian disturbance W_0 , $W_t = 0$ for $t \geq 1$, and time horizon $T = 9$. The accumulated costs (1) for $t = 1, \dots, 9$ are tabulated in Table I.

The table demonstrates that Alg. 6 is globally optimal for a predefined specific time horizon ($T = 9$ in the example) and might be suboptimal for other time instants. Since Alg. 2 optimizes the performance in a greedy fashion it always achieves the optimal instantaneous cost at time $t = 2$, J_2 ,¹⁰ for a time horizon $T > 2$ this would mean superior performance over the Alg. 6 as is evident by the second row in Table I.

¹⁰At time $t = 1$, the cost J_1 is the same regardless of the algorithm applied.

t	Greedy	Optimal
1	1.0000	1.0000
2	1.8176	1.8177
3	2.4125	2.4126
4	2.8099	2.8064
5	3.0614	3.0514
6	3.2156	3.2001
7	3.3079	3.2877
8	3.3624	3.3381
9	3.3941	3.3688

TABLE I

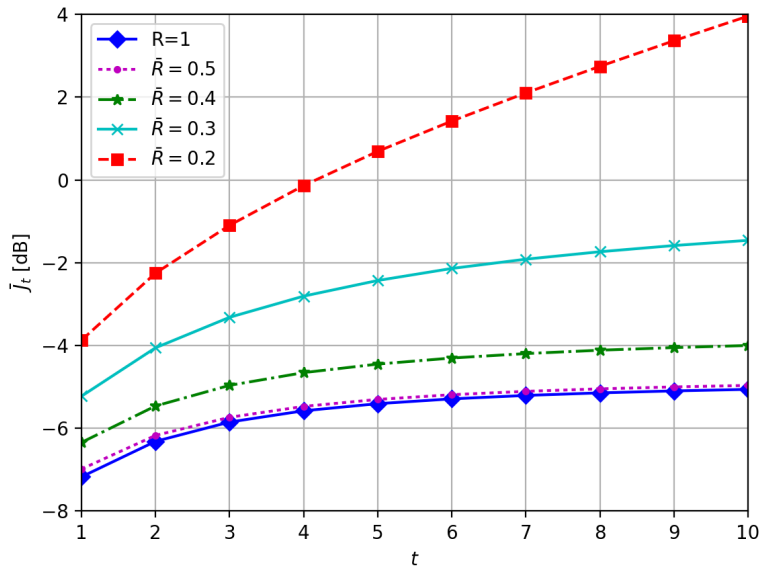
OPTIMALITY GAP OF THE GREEDY ALGORITHM FOR TIME HORIZON $T = 9$ AND $A = 1.5$.

Fig. 3. time-average LQ cost \bar{J} as a function of the time t of event-triggered control with different average-rate \bar{R} values, and time-triggered control of $R = 1$, with $a = 1.5, \sigma_W^2 = 1, q_t \equiv 1, r_t \equiv 0$.

C. Event-Triggered Control

We compare in Fig. 3 the performance of Alg. 2 of rate $R = 1$ with the event-triggered algorithm (Alg. 3) for various transmission rates \bar{R} , for the LQG setup with $a = 1.5, q_t \equiv 1, r_t \equiv 0$, and i.i.d. standard Gaussian disturbance ($\sigma_W^2 = 1$).

Note that Alg. 2 of rate $R = 1$ is equivalent to Alg. 3 without any constraint on \bar{R} , i.e., $\bar{R} = 1$.

VII. DISCUSSION AND FUTURE WORK

A. Global Optimality

As is seen in Sec. VI-B, even in the extreme case of low rate $R_t \equiv 1$, the improvement of the globally optimal algorithm is negligible over the the optimal greedy algorithm is negligible (fractions of a percent)—a fact previously

observed in [32]. For high rates, the gap is negligible as is evident from Sec. V-C. This seems to extend to the more general case of i.i.d. disturbances (LQG case included), as adding an independent noise can only reduce the gap between the two quantizers, suggesting that the optimal greedy algorithm is essentially optimal for all practical purposes.

An interesting avenue would be to explore an even lower-complexity algorithm. A noteworthy attempt was made by Yüksel who considered a low-complexity uniform adaptive quantizer. Unfortunately, such quantizers, being inherently symmetric, cannot stabilize any unstable system using one-bit quantization rate, as no zooming in/out is possible this way. This is in stark contrast to the Lloyd–Max based algorithms that can become non-symmetric even for a rate of one bit, via repeated convolution of same size PDF tails; this is evident from Sec. VI.

B. Other Cost Metrics

We concentrated on optimizing the quadratic cost (1) in this work. However, the results of this work extend to any strictly-increasing, convex and continuously-differentiable difference cost measure [20], [21], [30] in a straightforward fashion, since the guarantees for the Lloyd–Max and Generalized Lloyd–Max algorithms hold true for such cost measures (and log-concave PDFs); note that this includes all k^{th} -moment distortion measures with $k \geq 1$.

Furthermore, in the high-resolution regime of Sec. V-C, Bennett’s law holds for a much wider class of PDFs and can be easily adapted for the more general case of k^{th} -moment distortion measures with $k \geq 1$ [31], [30, Th. 5].

C. Optimal Minimal Cell-probability Constrained Quantization

(Unconstrained) Lloyd–Max quantization (Alg. 1) is guaranteed to converge to the global optimum for log-concave PDFs. It would be interesting to prove a similar result for its constrained variant—Alg. 3. We verified this numerically for Gaussian, exponential and Laplace PDFs and conjecture that it holds true for all log-concave PDFs.

D. Partially-observed Systems

In this paper, we concentrated on the simplest NCS scenario—a scalar linear fully-observable system. However, Assert. 1 suggests that the results of this work can be extended to the case of partially-observed linear systems as long as the measured outputs are scalar; this is left for future work.

For non-scalar measurements (and systems), scalar quantization needs to be replaced with vector quantization [18, Ch. 3]. Unfortunately, in this case, Lloyd–Max quantization does not converge to a unique solution for different initializations for log-concave (and even i.i.d. Gaussian) PDFs [18, Ch. III.11]. Nonetheless, the gain of vector quantization over scalar (per-dimension) quantization is bounded [42, Ch. 9]. Finally, we note that Bennett’s high-resolution law of Sec. V-C extends straightforwardly to the multi-dimensional case.

E. Delayed Arrivals and Acknowledgments

The results in this work include the case of packet erasures when knowledge of the erasures is made available to the observer/encoder prior to the transmission of the next packet.

The extension to the case of delayed acknowledgments was considered in [26], [27] for the case of variable-rate feedback; studying this problem in the fixed-rate feedback scenario remains an interesting avenue to explore. Similar ideas seem to extend also to the case of delayed packet arrivals, and are left for future research.

ACKNOWLEDGMENT

A. Khina thanks M. J. Khojasteh and M. Franceschetti for many stimulating and helpful discussions, and especially for introducing him to event-triggered control and pointing his attention to [9]–[12].

REFERENCES

- [1] J. P. Hespanha, P. Naghshtabrizi, and U. Xu, “A survey of recent results in networked control systems,” *Proc. IEEE*, vol. 95, pp. 138–162, 2007.
- [2] L. Schenato, B. Sinopoli, M. Franceschetti, K. Poola, and S. S. Sastry, “Foundations of control and estimation over lossy networks,” *Proc. IEEE*, vol. 95, no. 1, pp. 163–187, Jan. 2007.
- [3] V. Gupta, A. F. Dana, J. P. Hespanha, R. M. Murray, and B. Hassibi, “Data transmission over networks for estimation and control,” *IEEE Trans. Auto. Cont.*, vol. 54, no. 8, pp. 1807–1819, Aug. 2009.
- [4] G. N. Nair, F. Fagnani, S. Zampieri, and R. J. Evans, “Feedback control under data rate constraints: An overview,” *Proc. IEEE*, vol. 95, no. 1, pp. 108–137, Jan. 2007.
- [5] S. Yüksel and T. Başar, *Stochastic Networked Control Systems: Stabilization and Optimization Under Information Constraints*. Boston: Birkhäuser, 2013.
- [6] S. Tatikonda and S. K. Mitter, “Control under communication constraints,” *IEEE Trans. Auto. Cont.*, vol. 49, no. 7, pp. 1056–1068, Jul. 2004.
- [7] S. Yüksel, “Stochastic stabilization of noisy linear systems with fixed-rate limited feedback,” *IEEE Trans. Auto. Cont.*, vol. 55, no. 12, pp. 2847–2853, Dec. 2010.
- [8] G. N. Nair and R. J. Evans, “Stabilizability of stochastic linear systems with finite feedback data rates,” *SIAM J. Control and Opt.*, vol. 43, no. 2, pp. 413–436, 2004.
- [9] E. Kofman and J. H. Braslavsky, “Level crossing sampling in feedback stabilization under data-rate constraints,” in *Proc. IEEE Conf. Decision and Control (CDC)*, San Diego, CA, USA, Dec. 2006, pp. 4423–4428.
- [10] M. J. Khojasteh, P. Tallapragada, J. C. s, and M. Franceschetti, “The value of timing information in event-triggered control: The scalar case,” in *Proc. Annual Allerton Conf. on Comm., Control, and Comput.*, Monticello, IL, USA, Sep. 2016, pp. 1165–1172.
- [11] —, “Time-triggering versus event-triggering control over communication channels,” in *Proc. IEEE Conf. Decision and Control (CDC)*, Melbourne, VIC, Australia, DEC. 2017, pp. 5432–5437.
- [12] J. Pearson, J. P. Hespanha, and D. Liberzon, “Control with minimal cost-per-symbol encoding and quasi-optimality of event-based encoders,” *IEEE Trans. Auto. Cont.*, vol. 62, no. 5, pp. 2286–2301, May 2017.
- [13] S. Tatikonda, A. Sahai, and S. K. Mitter, “Stochastic linear control over a communication channel,” *IEEE Trans. Auto. Cont.*, vol. 49, no. 9, pp. 1549–1561, Sep. 2004.
- [14] E. I. Silva, M. S. Derpich, and J. Østergaard, “A framework for control system design subject to average data-rate constraints,” *IEEE Trans. Auto. Cont.*, vol. 56, no. 8, pp. 1886–1899, Aug. 2011.
- [15] V. Kostina and B. Hassibi, “Rate–cost tradeoffs in control,” in *Proc. Annual Allerton Conf. on Comm., Control, and Comput.*, Monticello, IL, USA, Sep. 2016, pp. 1157–1164.
- [16] B. Sinopoli, L. Schenato, M. Franceschetti, K. Poola, M. I. Jordan, and S. S. Sastry, “Kalman filtering with intermittent observations,” *IEEE Trans. Auto. Cont.*, vol. 49, no. 9, pp. 1453–1464, Sep. 2004.
- [17] P. Minero, M. Franceschetti, S. Dey, and G. N. Nair, “Data rate theorem for stabilization over time-varying feedback channels,” *IEEE Trans. Auto. Cont.*, vol. 54, no. 2, pp. 243–255, Feb. 2009.
- [18] A. Gersho and R. M. Gray, *Vector Quantization and Signal Compression*. Boston: Kluwer Academic Pub., 1992.
- [19] P. E. Fleischer, “Sufficient conditions for achieving minimum distortion in a quantizer,” in *IEEE Int. Conv. Rec., Part 1*, Jan. 1964, pp. 104–111.

- [20] J. C. Kieffer, “Uniqueness of locally optimal quantizer for log-concave density and convex error weighting function,” *IEEE Trans. Inf. Theory*, vol. 29, no. 1, pp. 42–47, Jan. 1983.
- [21] A. V. Trushkin, “Sufficient conditions for uniqueness of a locally optimal quantizer for a class of convex error weighting functions,” *IEEE Trans. Inf. Theory*, vol. 28, no. 2, pp. 187–198, Mar. 1982.
- [22] L. Bao, M. Skoglund, and K. H. Johansson, “Iterative encoder–controller design for feedback control over noisy channels,” *IEEE Trans. Auto. Cont.*, vol. 56, no. 2, Feb. 2011.
- [23] Y. Nakahira, “LQ vs. ℓ_∞ in controller design for systems with delay and quantization,” in *Proc. IEEE Conf. Decision and Control (CDC)*, Las Vegas, NV, USA, Dec. 2016, pp. 2382–2389.
- [24] S. Särkkä, *Bayesian filtering and smoothing*. Cambridge, UK: Cambridge University Press, 2013, vol. 3.
- [25] H. Viswanathan and T. Berger, “Sequential coding of correlated sources,” *IEEE Trans. Inf. Theory*, vol. 46, no. 1, pp. 236–246, Jan. 2000.
- [26] A. Khina, V. Kostina, A. Khisti, and B. Hassibi, “Sequential coding of Gauss–Markov sources with packet erasures and feedback,” in *Proc. IEEE Info. Theory Workshop (ITW)*, Kaohsiung, Taiwan, Nov. 2017.
- [27] —, “Tracking and control of Gauss–Markov processes over packet-drop channels with acknowledgments,” *IEEE Trans. Cont. Network Sys.*, accepted, May 2018.
- [28] W. H. R. Equitz and T. M. Cover, “Successive refinement of information,” *IEEE Trans. Inf. Theory*, vol. 37, no. 2, pp. 851–857, Mar. 1991.
- [29] H. Brunk and N. Farvardin, “Fixed-rate successively refinable scalar quantizers,” in *Proc. Data Comp. Conf. (DCC)*, Snowbird, UT, USA, Mar. 1996, pp. 250–259.
- [30] S. Dumitrescu and X. Wu, “On properties of locally optimal multiple description scalar quantizers with convex cells,” *IEEE Trans. Inf. Theory*, vol. 55, no. 12, pp. 5591–5606, Dec. 2009.
- [31] R. M. Gray and D. L. Neuhoff, “Quantization,” *IEEE Trans. Inf. Theory*, vol. IT-44, pp. 2325–2383, Oct. 1998.
- [32] M. Fu, “Lack of separation principle for quantized linear quadratic Gaussian control,” *IEEE Trans. Auto. Cont.*, vol. 57, no. 9, pp. 2385–2390, 2012.
- [33] S. Dharmadhikari and K. Joag-Dev, *Unimodality, Convexity, and Applications*, ser. Probability and Mathematical Statistics. Academic Press, Inc., Boston, MA, 1988.
- [34] T. Fischer, “Optimal quantized control,” *IEEE Trans. Auto. Cont.*, vol. 27, no. 4, pp. 996–998, Aug. 1982.
- [35] D. P. Bertsekas, *Dynamic Programming and Optimal Control*, 2nd ed. Belmont, MA, USA: Athena Scientific, 2000, vol. I.
- [36] S. Boyd and L. Vandenberghe, *Convex Optimization*. Cambridge: Cambridge University Press, 2004.
- [37] D. Muresan and M. Effros, “Quantization as histogram segmentation: Optimal scalar quantizer design in network systems,” *IEEE Trans. Inf. Theory*, vol. 54, no. 1, pp. 344–366, Jan. 2008.
- [38] A. Antos, “On codecell convexity of optimal multiresolution scalar quantizers for continuous sources,” *IEEE Trans. Inf. Theory*, vol. 58, no. 2, pp. 1–11, Feb. 2012.
- [39] —, private communication, Mar. 2017.
- [40] A. El Gamal and Y.-H. Kim, *Network Information Theory*. Cambridge University Press, 2011.
- [41] V. A. Vaishampayan, “Design of multiple description scalar quantizers,” *IEEE Trans. Inf. Theory*, vol. 39, no. 3, pp. 821–834, May 1993.
- [42] R. Zamir, *Lattice Coding for Signals and Networks*. Cambridge: Cambridge University Press, 2014.