

Supporting Information of

A Wearable Electrochemical Platform for Non-Invasive Simultaneous Monitoring of Ca^{2+} and pH

Hnin Y. Y. Nyein^{1,2,3‡}, *Wei Gao*^{1,2,3‡}, *Ziba Shahpar*¹, *Sam Emaminejad*^{1,2,3,4}, *Samyuktha Challa*⁴,
Kevin Chen^{1,2,3}, *Hossain M. Fahad*^{1,2}, *Li-Chia Tai*^{1,3}, *Hiroki Ota*^{1,2,3}, *Ronald W. Davis*⁴, *Ali Javey*^{1,2,3*}

¹Department of Electrical Engineering and Computer Sciences, University of California, Berkeley, California 94720, USA.

²Berkeley Sensor and Actuator Center, University of California, Berkeley, California 94720, USA.

³Materials Sciences Division, Lawrence Berkeley National Laboratory, Berkeley, California 94720, USA.

⁴Stanford Genome Technology Center, Stanford School of Medicine, Palo Alto, California 94304, USA

Table of Contents:

Figure S1. Long-term stability of Ca^{2+} and pH sensors.

Figure S2. pH sensor tested with Ag/AgCl and PVB reference electrodes in varying $[\text{Cl}^-]$ solutions.

Figure S3. Temperature dependence of Ca^{2+} and pH sensor.

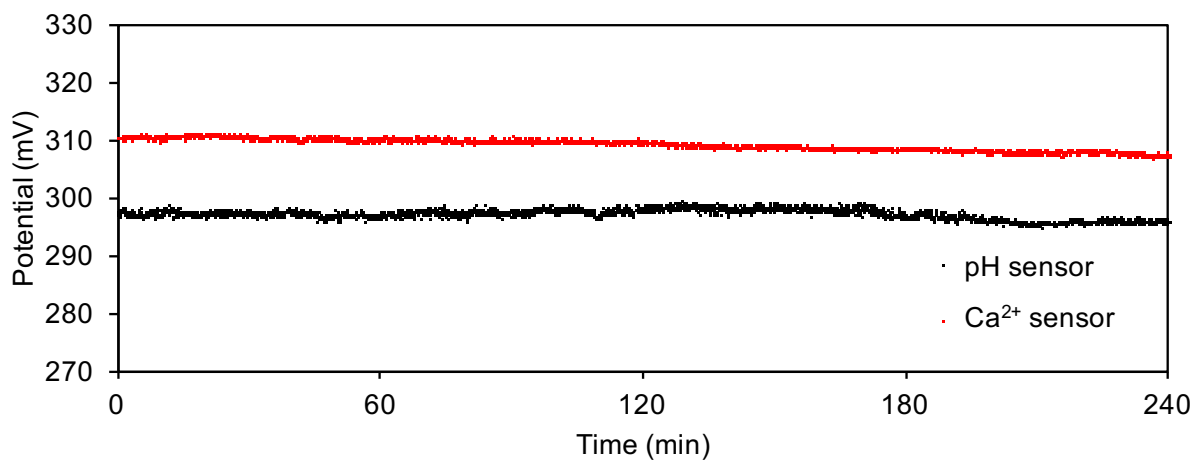


Figure S1. Long-term stability of Ca²⁺ and pH sensors in 0.01 M acetate buffer containing 1 mM CaCl₂ in 4 hours. Potential is reported with respect to a standard Ag/AgCl reference electrode.

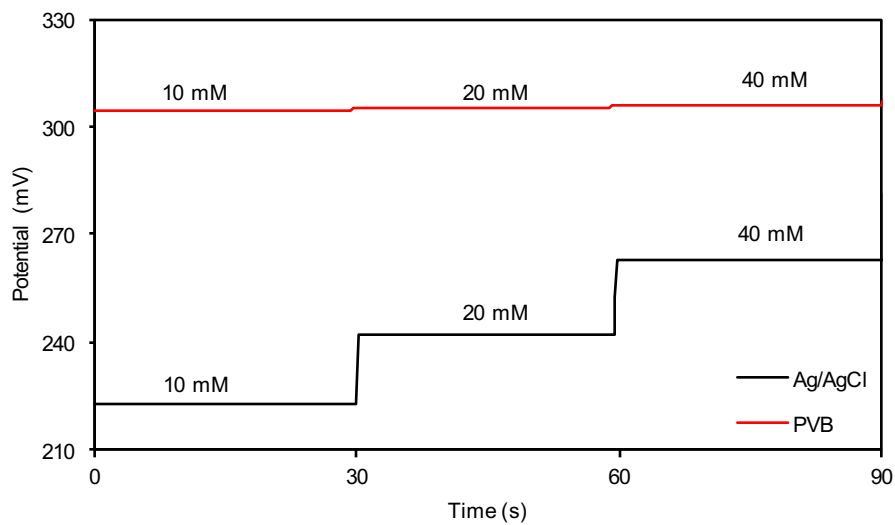


Figure S2. pH sensor tested with Ag/AgCl and PVB reference electrodes in McIlvaine's buffer of pH 5.0 with varying concentration of NaCl. Potential is reported with respect to a standard Ag/AgCl reference electrode.

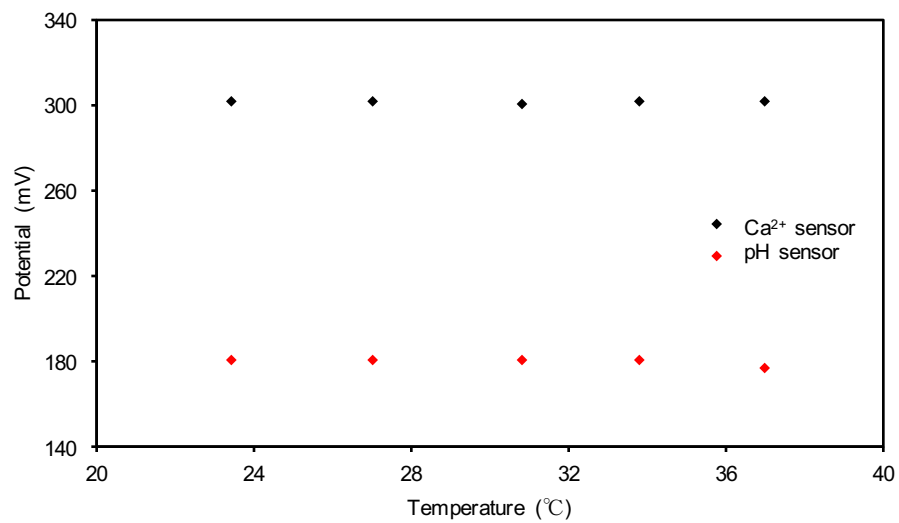


Figure S3. Temperature dependence of Ca²⁺ and pH sensor in a solution containing 0.5 mM Ca²⁺ in McIlvaine's buffer of pH 5.0.