

LETTER TO THE EDITOR

# Discovery of a low-mass companion inside the debris ring surrounding the F5V star HD 206893

J. Milli<sup>1</sup>, P. Higon<sup>1</sup>, V. Christiaens<sup>2,3,4</sup>, É. Choquet<sup>5</sup>, M. Bonnefoy<sup>6</sup>, G. M. Kennedy<sup>7</sup>, M. C. Wyatt<sup>7</sup>, O. Absil<sup>4</sup>, C. A. Gómez González<sup>4</sup>, C. del Burgo<sup>8</sup>, L. Matrà<sup>7</sup>, J.-C. Augereau<sup>6</sup>, A. Boccaletti<sup>9</sup>, C. Delacroix<sup>10</sup>, S. Ertel<sup>11</sup>, W. R. F. Dent<sup>12</sup>, P. Forsberg<sup>13</sup>, T. Fusco<sup>14</sup>, J. H. Girard<sup>1</sup>, S. Habraken<sup>4</sup>, E. Huby<sup>4</sup>, M. Karlsson<sup>13</sup>, A.-M. Lagrange<sup>6</sup>, D. Mawet<sup>5,16</sup>, D. Mouillet<sup>6</sup>, M. Perrin<sup>15</sup>, C. Pinte<sup>6</sup>, L. Pueyo<sup>15</sup>, C. Reyes<sup>1</sup>, R. Soummer<sup>15</sup>, J. Surdej<sup>4</sup>, Y. Tarricq<sup>1</sup>, and Z. Wahhaj<sup>1</sup>

(Affiliations can be found after the references)

Received: 15 October 2016; accepted 28 November 2016

## ABSTRACT

**Aims.** Uncovering the ingredients and the architecture of planetary systems is a very active field of research that has fuelled many new theories on giant planet formation, migration, composition, and interaction with the circumstellar environment. We aim at discovering and studying new such systems, to further expand our knowledge of how low-mass companions form and evolve.

**Methods.** We obtained high-contrast H-band images of the circumstellar environment of the F5V star HD 206893, known to host a debris disc never detected in scattered light. These observations are part of the SPHERE High Angular Resolution Debris Disc Survey (SHARDDS) using the InfraRed Dual-band Imager and Spectrograph (IRDIS) installed on VLT/SPHERE.

**Results.** We report the detection of a source with a contrast of  $3.6 \times 10^{-5}$  in the H-band, orbiting at a projected separation of 270 milliarcsecond or 10 au, corresponding to a mass in the range 24 to  $73M_{\text{Jup}}$  for an age of the system in the range 0.2 to 2 Gyr. The detection was confirmed ten months later with VLT/NaCo, ruling out a background object with no proper motion. A faint extended emission compatible with the disc scattered light signal is also observed.

**Conclusions.** The detection of a low-mass companion inside a massive debris disc makes this system an analog of other young planetary systems such as  $\beta$  Pictoris, HR 8799 or HD 95086 and requires now further characterisation of both components to understand their interactions.

**Key words.** Stars: planetary systems - Stars: individual (HD 206893) - Planet-disc interactions - Stars : brown dwarfs

## 1. Introduction

Through direct imaging, instruments fed with adaptive optics (AO) have enabled the detection and characterisation of a few tens of low-mass companions, either giant planets (hereafter GP) or brown dwarfs (BD), probing a parameter space in the mass vs orbital radius still inaccessible with other indirect techniques such as radial velocities or transits. The direct detection of the thermal emission of such substellar objects brings precious information for understanding their formation mechanisms and physical properties (see Bowler 2016, for a recent review). In addition, many of the GP/BD systems discovered in high-contrast imaging are associated to a debris disc, generally detected through its infrared or submillimetre emission (e.g. HR 8799, Marois et al. 2006; HD 95086, Rameau et al. 2013; HR 3549 Mawet et al. 2015; HR 2562, Konopacky et al. 2016). In only three cases, this disc was also resolved in scattered light ( $\beta$  Pictoris, HD 106906 and Fomalhaut), enabling to study the interactions with the companion.

This letter presents the discovery of a low-mass BD in orbit around the nearby F5V star HD 206893 located at  $38.3 \pm 0.8$  pc (see details in Table 1). The star is known to host a debris disc detected through its large infrared excess ( $L_{\text{dust}}/L_{\star} = 2.3 \times 10^{-4}$ , Moór et al. 2006), characterised through its Spectral Energy Distribution (SED) with Spitzer/IRS-MIPS (Chen et al. 2014), and marginally resolved with Herschel/PACS (as detailed in this let-

ter). This study also presents the putative scattered light signal of the disc, at low signal-to-noise (S/N) due to the faintness of its emission. The age of the system is not well constrained as it is not known to belong to a moving group. Zuckerman & Song (2004) estimated an age of 200 Myr based on X ray, radial velocity and proper motion measurements. This age is also inferred by Holmberg et al. (2009) with an upper limit of 1.2 Gyr from Padova stellar evolution models. More recently, David & Hillenbrand (2015) suggest a median age of 2.1 Gyr using a Strömgren photometry fit to stellar atmosphere models in a Bayesian framework while Pace (2013) derives  $860 \pm 710$  Myr based on the chromospheric activity calibrated against the Geneva-Copenhagen survey.

## 2. Observation and data reduction

The companion was first detected with VLT/SPHERE in 2015. HST/NICMOS archival data from 2007 showed that the companion cannot be a background object without proper motion and data from VLT/NaCo redetected the object in 2016.

### 2.1. SPHERE

The SPHERE High Angular Resolution Debris Disc Survey (SHARDDS) is a high resolution imaging survey aimed at re-

solving and characterising new debris discs never detected in scattered light (PI: Milli, 096.C-0388, 097.C-0394, see also Wahhaj et al. 2016). This programme is a search for discs around stars within 100 pc having an infrared excess greater than  $10^{-4}$ , with the IRDIS subsystem (Dohlen et al. 2008) in broad band H and the apodised Lyot coronagraph of diameter 185mas. Each target is observed in pupil-stabilised mode to allow angular differential imaging (ADI, Marois et al. 2006). On 5 October 2015, we observed the star HD 206893. Over the 40 min effective on-source integration time, we obtained  $50^\circ$  field rotation. The atmospheric conditions were average with a mean seeing of  $0.9''$  and a coherence time of 2.8ms, resulting in a Strehl ratio of 85% in the H band. The raw frames were sky-subtracted, flat-fielded and bad-pixel corrected using the SPHERE Data Reduction and Handling pipeline (Pavlov et al. 2008), resulting in a temporal cube of 576 frames with individual integration time 4s. The frames were thereafter re-centred using the four satellite spots imprinted in the image during the centring sequence obtained before and after the 576 frames. With broad-band filters, these satellite spots are elongated. We fitted a 2D Gaussian to each spot and evaluated the star location as the intersection of the two lines joining the centres of opposite satellite spots, as explained in Wertz et al. (2016), which yields an absolute centring accuracy of 0.2px or 2.5mas. The individual frames of the cube were not re-centred relative to one another because an active centring using the SPHERE differential tip-tilt sensor is dealing with this to an accuracy smaller than what can be obtained from an individual frame-to-frame recentering (Wertz et al. 2016). We reduced the images using the principal component analysis algorithm (PCA, Soummer et al. 2012), as implemented in the Vortex Image Processing pipeline (VIP<sup>1</sup>, Gómez González et al. submitted, Fig. 1). In this algorithm, the only free parameter is the number of modes removed. We detect a point source with an S/N of 14 (Fig. 1) at a projected separation of  $270.4 \pm 2.6$  mas or 10.4 au.

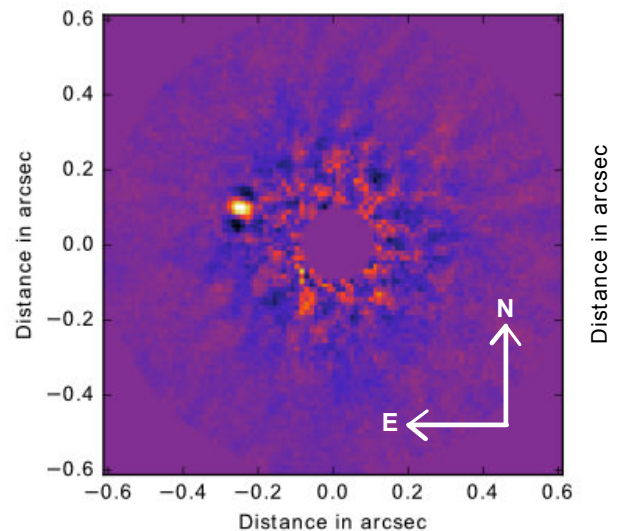
## 2.2. NICMOS

HD 206893 was observed on 12 June 2007 with the NICMOS instrument on the Hubble Space Telescope (HST). We re-analysed the data (see Appendix A) and do not detect any point source.

## 2.3. NaCo

HD 206893 was observed with VLT/NaCo on 8 August 2016, taking advantage of its AGPM coronagraph (e.g. Mawet et al. 2005, 2013). This observation was part of programme 095.C-0937(B) (PI: O. Absil). HD 206893 was observed in pupil-stabilised mode using the 27.1 mas/pixel plate scale and the L'-band filter ( $3.8 \mu\text{m}$ ). The seeing ( $0.7\text{--}0.8''$ ) and the coherence time ( $\sim 5$  ms) were stable throughout the observation. A total of 90 science data cubes of 0.3s (DIT) exposure and 200 (NDIT) frames were obtained, corresponding to 1h30 on-source and a  $107^\circ$  total parallactic angle variation. Sky data cubes were obtained every 10-12min. The star was carefully re-centred behind the coronagraph after each sky observation to a  $\sim 0.2\text{--}0.3$  pixel accuracy. Four data cubes were also obtained with a shorter exposure time and the star offset from the coronagraph centre (but still behind the AGPM substrate), to obtain unsaturated PSF images. These data cubes were used for photometric calibration and to generate fake companions.

After standard calibrations (sky subtraction, flat-fielding and bad



**Fig. 1.** SPHERE H-band coronagraphic image reduced with ADI + PCA, showing the detection of the companion HD 206893 B at 270 mas with a S/N of 14.

pixel correction), the frames were re-centred by fitting a negative gaussian to the AGPM central hole as done in Absil et al. (2013). The frame selection process, essential to reach the best contrast, kept the 12879 most correlated frames and with the lowest level of residual speckle noise out of the 18000 original frames. These 12879 frames were binned four by four, to yield a final ADI cube of 3219 frames. The final cube was reduced using algorithms based on the PCA implemented in VIP, as shown in Fig. 2 with seven principal components removed, which was found to optimise the companion S/N (approximately six).

## 3. Analysis

### 3.1. Detection of the companion HD 206893 B

The astrometry and photometry of the point source detected in the SPHERE and NaCo data set are described in Table 1. The ADI algorithms affect the astrometry and photometry of a detected companion. A robust way to estimate them is to use the negative fake companion algorithm (hereafter NEGFC; e.g. Lagrange et al. 2010). For both SPHERE and NaCo, we used NEGFC as implemented in VIP (Wertz et al. 2016) with the exploration of the three parameters (radial separation,  $PA$  and contrast) performed with a simplex algorithm minimising the residual standard deviation in an aperture at the location of the companion. The uncertainties given in Table 1 combine that on the instrument (plate-scale, north alignment, filter transmission), the centring uncertainty and the measurement uncertainty due to the presence of speckle noise, as detailed in Wertz et al. (2016) for SPHERE and Absil et al. (2013) for NaCo. We used a true north offset of  $-1.75 \pm 0.08^\circ$  for SPHERE (Maire et al. 2016) and re-calibrated the NaCo true north against that of SPHERE using the common astrometric field 47 Tuc observed in September 2016 which yielded a value of  $0.58 \pm 0.10^\circ$ . The measurement uncertainty was computed by injecting fake companions at the separation of the point source and various azimuths, and by retrieving their astrometry and photometry with the NEGFC algorithm. It dominates the NaCo error budget. For SPHERE, the budget of error is dominated by the 2.5mas conservatively

<sup>1</sup> available at <https://github.com/vortex-exoplanet/VIP>

attributed to the centring accuracy. The contrast curves obtained from SPHERE, NaCo and NICMOS are shown in Fig. 3. They take into account the penalty term coming from small-sample statistics at small separations (Mawet et al. 2014).

This target is at high galactic latitude ( $-44^\circ$ ) and therefore a background contamination within  $0.3''$  of the star is unlikely. To confirm the object is truly bound, we computed its expected position if it was a background object with no significant proper motion for the date corresponding to the NICMOS and NaCo data. We find a separation and PA of ( $0.995'' \pm 0.006''$ ;  $85.3^\circ \pm 0.58^\circ$ ) for the NICMOS epoch in 2007 and ( $0.174'' \pm 0.003''$ ;  $61.0^\circ \pm 0.6^\circ$ ) for the NaCo epoch in 2016 also shown in Fig. 2 right, using a star proper motion of  $94.2 \text{ mas/yr}$  at PA  $89.9^\circ$ . In the NICMOS data, no point source is detected at high confidence level at the position where the candidate would have been in 2007 assuming it is a background star. Fig. 3 shows the  $5\sigma$  radial detection limit measured on the combined image. We also repeated the same processing steps described in Section 2.2 after injecting a synthetic NICMOS PSF in the raw data at the background star position and at the  $3.6 \times 10^{-5}$  contrast measured on our candidate in the SPHERE data. The injected point source is detected at  $7\sigma$  as shown in Fig. A.1, demonstrating that the candidate found with SPHERE would have been detected at a high confidence level, if it were a background object. In addition, the star was also observed in two other exoplanet surveys: the International Deep Planet Survey (IDPS, Galicher et al. 2016) with the Gemini North/NIRI instrument and the Gemini Planet-finding campaign with the Subaru/NICI instrument (Wahhaj et al. 2013). No detection is reported as their discovery spaces start from  $0.3''$  and  $0.5''$  respectively (Fig. 3) but they would have been sensitive to a background object with the same magnitude at  $1''$ .

In the NaCo data, the position of the companion is clearly not compatible within error bars with a background object (Fig. 2 right). We interpret the changes in projected separation and position angle between the IRDIS and NaCo data as due to the orbital motion of the companion (see section 3.3). We can thus confidently assert that this object is bound to HD 206893.

### 3.2. Companion physical properties

The companion HD 206893 B has a very red colour, with  $3.19^{+0.18}_{-0.16}$  mag difference between the H and  $L'$  band. Fig. 4 compares its position in a colour-magnitude diagram to that of other young companions and field dwarfs (Leggett et al. 2010, 2013). As the age is debated, we overplotted three isochrones using LYON evolutionary tracks (Chabrier et al. 2000; Baraffe et al. 2003) for 200 Myr, 800 Myr and 2 Gyr. HD 206893 B lies among the L5-L9 field dwarf objects, with a similar  $L'$  magnitude as 2MASS 0122-2439 B (Bowler et al. 2013) but a redder colour. This makes it the reddest object among young and dusty L dwarfs in the field, which is likely due to a dusty atmosphere although interstellar or disc reddening cannot be ruled out. Using an age of 200 Myr (respectively 800 Myr, 2 Gyr) and the AMES-Cond models (Baraffe et al. 2003), the H-band contrast of HD 206893 B implies an object of  $24M_{\text{Jup}}$  and effective temperature 1230K ( $50M_{\text{Jup}}$  with 1330K, and  $75M_{\text{Jup}}$  with 1420K respectively).

### 3.3. Relation to the debris disc and orbital motion

The debris disc is marginally resolved with Herschel/PACS with an inclination of  $40^\circ \pm 10^\circ$  along the PA  $60^\circ \pm 10^\circ$ . This is presented in Appendix B along with a modelling concluding

**Table 1.** Properties of the system HD 206893

Property	HD 206893	HD 206893 B	Ref.
Distance (pc)		$38.34 \pm 0.8$	1
Proper motion (mas/yr)	$\mu_\alpha \times \cos \delta = 93.67 \pm 0.66$		1
	$\mu_\delta = 0.33 \pm 0.37$		1
Age (Gyr)		0.2-2.1	2
Spectral type	F5V	L5-L9 dwarf	1 / 3,4
H mag	5.69	$16.79 \pm 0.06$	1 / 3
$L'$ mag	5.52	$13.43^{+0.17}_{-0.15}$	1 / 4
Mass	$1.24M_\odot$	$24^a / 50^b / 73^c M_{\text{Jup}}$	5 / 3
$T_{\text{eff}}$ (K)	6486	$1200^a / 1310^b / 1380^c$	2 / 3
Separation (mas)		$270.4 \pm 2.6$	3
		$268.8 \pm 10.4$	4
PA ( $^\circ$ )		$69.95 \pm 0.55$	3
		$61.6 \pm 1.9$	4

**Notes.** For an age of <sup>(a)</sup> 0.2 Gyr, <sup>(b)</sup> 0.8 Gyr, and <sup>(c)</sup> 2 Gyr respectively.

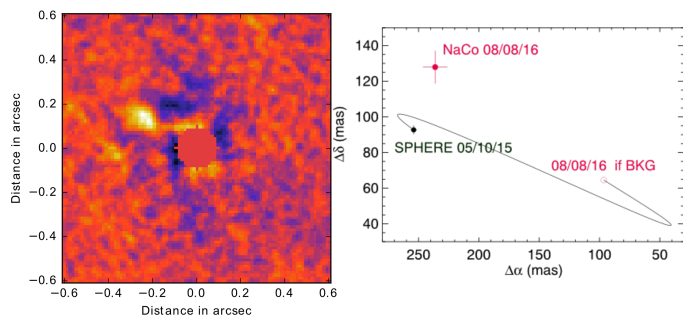
**References.** (1) van Leeuwen (2007); (2) Zuckerman & Song (2004); Holmberg et al. (2009); Pace (2013); David & Hillenbrand (2015); (3) This work: VLT/SPHERE (05/10/15); (4) This work: VLT/NaCo (08/08/16); (5) David & Hillenbrand (2015);

on a disc inner radius of 50 au. With a projected separation of  $10.4 \pm 0.1 \text{ au}$ , the companion appears therefore to be interior to the disc, with a PA consistent with an orbit in the same plane as the disc. As shown in Fig. 2 right, the companion moved during the 306 days separating the SPHERE and NaCo detections. We applied the methods laid in Pearce et al. (2015) to constrain the orbit of a companion imaged over short orbital arcs. With the two epochs, the linear sky motion is  $0.05 \pm 0.01''/\text{year}$  at a position angle of  $-27^{+13}_{-17}$ . We derived thereafter the parameter  $B$  and  $\phi$  of Pearce et al. (2015), that proves useful to constrain the possible orbits. Including astrometric, distance, and 10% stellar mass uncertainties we find  $B = 0.33^{+0.19}_{-0.14}$  and  $\phi = 90^\circ \pm 15^\circ$ . The constraints are weak as the NaCo astrometry is relatively poor; in particular we cannot constrain the ascending node to test whether the orbit is indeed coplanar with the disc. If we assume a low eccentricity orbit, the semi-major axis is about 12 au (37yr period). Conversely, for a high eccentricity, if the apocentre distance is restricted to be below 50au (i.e. the approximate disc inner edge), this implies that the companion is currently at apocentre, that is with a semi-major axis below 10 au. If we restrict the companion to lie within a projected separation of 500 mas in June 2007 to avoid detection by NICMOS (see Fig. 3), the marginalised constraints on specific parameters do not improve much. If the companion truncates the disc, then the semi-major axis is expected to be  $\sim 1/3$  of the inner edge radius (Holman & Wiegert 1999), so 15-20 au ( $0.4\text{-}0.5''$ ). Thus, while there is no evidence to suggest that the companion's orbit is unusual, more precise astrometry is required to constrain the orbital elements and draw conclusions about the relation between the companion's orbit and the disc.

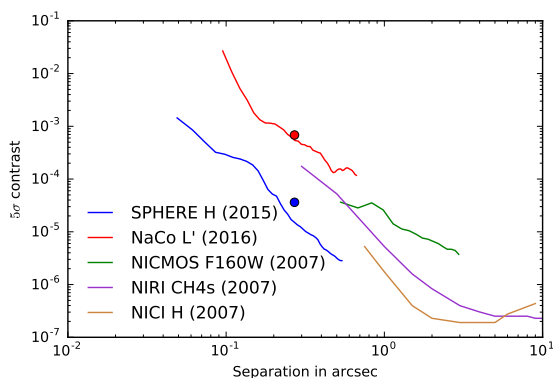
This architecture is strikingly similar to the HR 2562 system (Konopacky et al. 2016), where a  $30 \pm 15 M_{\text{Jup}}$  brown dwarf was detected at 20 au of its host star, within a debris disc of inner radius  $\sim 75 \text{ au}$ .

## 4. Conclusions

This letter presents the detection of a low-mass companion orbiting at a projected separation of 10 au around the F5V star HD 206893 as part of the SHARDDS survey, thanks to



**Fig. 2.** Left: Image of NaCo reduced with PCA-ADI after removing seven principal components, which was found to optimise the companion S/N ( $\sim 6$ ). Right: common proper motion analysis. The black line displays the motion of the companion if it was a background source. The uncertainty is given at  $1\sigma$ .

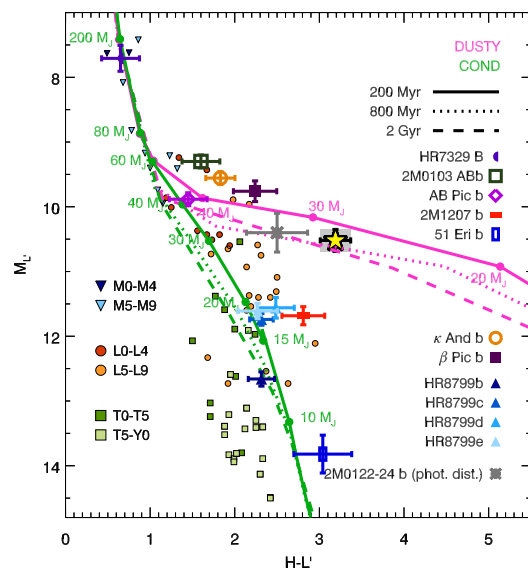


**Fig. 3.** Contrast curves at  $5\sigma$ . The red and blue dots show the positions of the companion in the NaCo and SPHERE data respectively.

VLT/SPHERE high contrast capabilities. The object was confirmed by VLT/NACO and proven not to be a background source by HST/NICMOS. With an H-band contrast of 11 mag, evolutionary models suggest the object could be a  $25M_{\text{Jup}}$  brown dwarf if the system is 200 Myr, or twice as massive for a 800 Myr system. Along with its  $L'$  contrast of 7.9, the object appears very red, and the closest to L5-L9 field dwarfs in a colour-magnitude diagram. The orbital motion is detected and suggests an orbital period of  $\sim 37$  yr in case of low eccentricity.

In addition, we report the detection of the disc, through its thermal emission with Herschel/PACS at a position angle of  $\sim 60^\circ$  almost aligned with the projected position of the companion. This system is therefore reminiscent of the cases of HR 8799, HD 95086 or  $\beta$  Pictoris where one of several GPs have been detected in orbit inside a Kuiper belt analog. It is the second brown dwarf detected in the inner hole of a debris disc after HR 2562.

Several aspects make this system very attractive for future characterisation. The contrast is well within range of current extreme AO instruments, enabling spectral identification. The orbital motion is fast enough to allow orbit monitoring which can bring constraints on the dynamical mass of the object. Deeper observations may detect the scattered light of the disc and confirm the faint emission seen in our image, to understand if the companion is responsible for the inner truncation of the disc at about 50 au, or possibly reveal asymmetries and clumps resulting from interactions between the disc and the brown dwarf or possible yet undiscovered planets.



**Fig. 4.** Colour-magnitude diagram, obtained from Galicher et al. (2014) with the new photometry of HD 206893 B (yellow star), that of 51 Eri (Macintosh et al. 2015) and 2MASS 0122-2439 B (Bowler et al. 2013). The lines show the isochrones for different ages and evolution models.

**Acknowledgements.** JM is supported by the ESO fellowship programme. He thanks R. Galicher for his re-reduction of the NIRC2 data, and O. Wertz for his help with VIP and NEGFC. EC is supported by NASA through Hubble Fellowship grant HST-HF2-51355 and HST-AR-12652 awarded by STScI, operated by the AURA, Inc., for NASA under contract NAS5-26555. OA is a F.R.S.-FNRS Research Associate. The research leading to these results was partly funded by the European Research Council under the European Union's Seventh Framework Programme (ERC Grant Agreement n. 337569), and by the French Community of Belgium through an ARC grant for Concerted Research Action. GMK is supported by the Royal Society as a Royal Society University Research Fellow. MCW and LM are supported by the European Union through ERC grant 279973. VC acknowledges J. Smoker and M. Espinoza for their help with NaCo. VC is supported by the Millennium Science Initiative (Chilean Ministry of Economy) through grant RC130007. CdB acknowledges support from the Mexican CONA-CyT research grant CB-2012-183007.

## References

- Absil, O., Milli, J., Mawet, D., et al. 2013, *A&A*, 559, L12  
Baraffe, I., Chabrier, G., Barman, T. S., Allard, F., & Hauschildt, P. H. 2003, *A&A*, 402, 701  
Bowler, B. P. 2016, *PASP*, 128, 102001  
Bowler, B. P., Liu, M. C., Shkolnik, E. L., & Dupuy, T. J. 2013, *ApJ*, 774, 55  
Chabrier, G., Baraffe, I., Allard, F., & Hauschildt, P. 2000, *ApJ*, 542, 464  
Chen, C. H., Mittal, T., Kuchner, M., et al. 2014, *ApJS*, 211, 25  
Choquet, É., Perrin, M. D., Chen, C. H., et al. 2016, *ApJ*, 817, L2  
David, T. J. & Hillenbrand, L. A. 2015, *ApJ*, 804, 146  
Dohlen, K., Langlois, M., Saisse, M., et al. 2008, in *Society of Photo-Optical Instrumentation Engineers (SPIE) Conference Series*, Vol. 7014  
Galicher, R., Marois, C., Macintosh, B., et al. 2016, *A&A*, 594, A63  
Galicher, R., Rameau, J., Bonnefoy, M., et al. 2014, *A&A*, 565, L4  
Gómez González, C. A., Wertz, O., Absil, O., et al., submitted to *ApJ*  
Holman, M. J. & Wiegert, P. A. 1999, *AJ*, 117, 621  
Holmberg, J., Nordström, B., & Andersen, J. 2009, *A&A*, 501, 941  
Kennedy, G. M., Wyatt, M. C., Sibthorpe, B., et al. 2012a, *MNRAS*, 421, 2264  
Kennedy, G. M., Wyatt, M. C., Sibthorpe, B., et al. 2012b, *MNRAS*, 426, 2115  
Konopacky, Q. M., Rameau, J., Duchêne, G., et al. 2016, *ApJ*, 829, L4  
Lagrange, A.-M., Bonnefoy, M., Chauvin, G., et al. 2010, *Science*, 329, 57  
Leggett, S. K., Burningham, B., Saumon, D., et al. 2010, *ApJ*, 710, 1627  
Leggett, S. K., Morley, C. V., Marley, M. S., et al. 2013, *ApJ*, 763, 130  
Macintosh, B., Graham, J. R., Barman, T., et al. 2015, *Science*, 350, 64  
Maire, A.-L., Langlois, M., Dohlen, K., et al. 2016, in *Society of Photo-Optical Instrumentation Engineers (SPIE) Conference Series*, Vol. 9908  
Marois, C., Lafrenière, D., Doyon, R., Macintosh, B., & Nadeau, D. 2006, *ApJ*, 641, 556  
Mawet, D., Absil, O., Delacroix, C., et al. 2013, *A&A*, 552, L13

- Mawet, D., David, T., Bottom, M., et al. 2015, *ApJ*, 811, 103  
Mawet, D., Milli, J., Wahhaj, Z., et al. 2014, *ApJ*, 792, 97  
Mawet, D., Riaud, P., Absil, O., & Surdej, J. 2005, *ApJ*, 633, 1191  
Milli, J., Mouillet, D., Lagrange, A.-M., et al. 2012, *A&A*, 545, A111  
Moór, A., Ábrahám, P., Derekas, A., et al. 2006, *ApJ*, 644, 525  
Moór, A., Pascucci, I., Kóspál, Á., et al. 2011, *ApJS*, 193, 4  
Pace, G. 2013, *A&A*, 551, L8  
Pavlov, A., Feldt, M., & Henning, T. 2008, in *Astronomical Society of the Pacific Conference Series*, Vol. 394  
Pearce, T. D., Wyatt, M. C., & Kennedy, G. M. 2015, *MNRAS*, 448, 3679  
Rameau, J., Chauvin, G., Lagrange, A.-M., et al. 2013, *ApJ*, 772, L15  
Soummer, R., Perrin, M. D., Pueyo, L., et al. 2014, *ApJ*, 786, L23  
Soummer, R., Pueyo, L., & Larkin, J. 2012, *ApJ*, 755, L28  
van Leeuwen, F. 2007, *A&A*, 474, 653  
Wahhaj, Z., Liu, M. C., Nielsen, E. L., et al. 2013, *ApJ*, 773, 179  
Wahhaj, Z., Milli, J., Kennedy, G., et al. 2016, *A&A*, 596, L4  
Wertz, O., Absil, O., Gómez González, C. A., et al. 2016, *A&A* in press  
Zuckerman, B. & Song, I. 2004, *ARA&A*, 42, 685

---

<sup>1</sup> European Southern Observatory (ESO), Alonso de Córdova 3107, Vitacura, Santiago, Chile, e-mail: jmilli@eso.org

<sup>2</sup> Departamento de Astronomía, Universidad de Chile, Casilla 36-D, Santiago, Chile

<sup>3</sup> Millenium Nucleus "Protoplanetary Disks in ALMA Early Science", Chile

<sup>4</sup> Space sciences, Technologies and Astrophysics Research (STAR) Institute, Université de Liège, 19c Allée du Six Août, B-4000 Liège, Belgium.

<sup>5</sup> Jet Propulsion Laboratory, California Institute of Technology, 4800 Oak Grove Drive, Pasadena, CA 91109, USA

<sup>6</sup> Univ. Grenoble Alpes, CNRS, IPAG, F-38000 Grenoble, France

<sup>7</sup> Institute of Astronomy, University of Cambridge, Madingley Road, Cambridge, UK

<sup>8</sup> Instituto Nacional de Astrofísica, Óptica y Electrónica, Luis Enrique Erro 1, Sta. Ma. Tonantzintla, Puebla, Mexico

<sup>9</sup> LESIA, Observatoire de Paris, PSL Research University, CNRS, Sorbonne Universités, UPMC Univ. Paris 06, Univ. Paris Diderot, Sorbonne Paris Cité, 5 place Jules Janssen, 92195 Meudon, France

<sup>10</sup> Sibley School of Mechanical and Aerospace Engineering, Cornell University, Ithaca, USA

<sup>11</sup> Steward Observatory, University of Arizona, 933 N Cherry Ave, Tucson, AZ 85719, USA

<sup>12</sup> Atacama Large Millimeter/submillimeter Array (ALMA) Santiago Central Offices, Alonso de Córdova 3107, Vitacura, Casilla 763 0355, Santiago, Chile

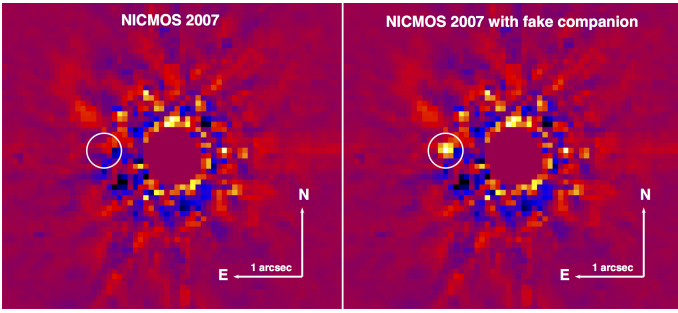
<sup>13</sup> Department of Engineering Sciences, Ångström Laboratory, Uppsala University, Box 534, 751 21 Uppsala, Sweden

<sup>14</sup> ONERA, The French Aerospace Lab, BP72, 29 avenue de la Division Leclerc, 92322 Chatillon Cedex, France

<sup>15</sup> Space Telescope Science Institute, 3700 San Martin Drive, Baltimore, MD 21218 USA

<sup>16</sup> Department of Astronomy, California Institute of Technology, 1200 E. California Blvd, MC 249-17, Pasadena, CA 91125 USA





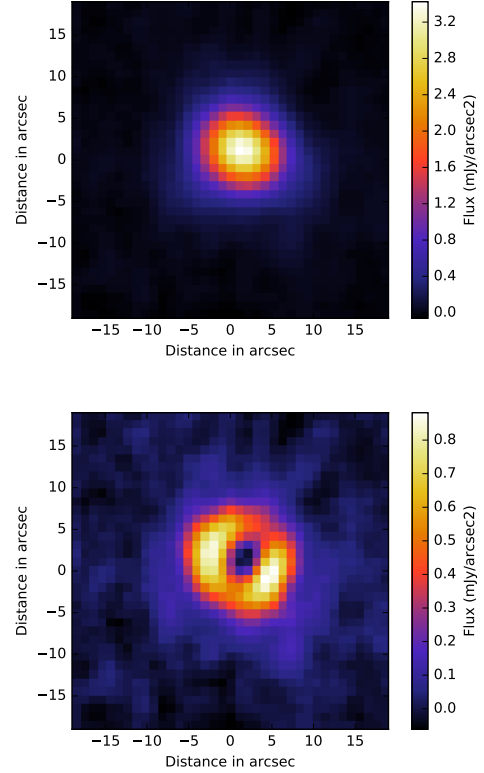
**Fig. A.1.** F160W NICMOS 2007 coronagraphic images, processed with RDI + PCA without injecting a fake companion (left) and after injection of a fake companion of contrast 11.1mag at the location where the candidate would have been in 2007 assuming it is a background object with no proper motion (white circle).

## Appendix A: NICMOS non detection

HD 206893 was observed on 12 June 2007 with the NICMOS instrument on the *Hubble Space Telescope* (HST), as part of a survey looking for debris discs around nearby stars (PI: J.Rhee, GO-11157). The data were obtained with the mid-resolution NIC2 channel (plate scale  $0.07565''/\text{px}$ ) with a coronagraph of radius  $0.3''$ , in two filters F160W and F110W. The target was observed at two orientations of the telescope separated by  $\sim 30^\circ$ , to enable PSF subtraction with roll differential imaging. We reprocessed the F160W archival dataset (centre wavelength  $1.6006 \mu\text{m}$ , FWHM  $0.4012 \mu\text{m}$ ) with the same PSF subtraction method as used in the Archival Legacy Investigations for Circumstellar Environment (ALICE) programme (Soummer et al. 2014; Choquet et al. 2016). We used the KLIP algorithm (Soummer et al. 2012) on PSF libraries composed of images from multiple reference stars. After bad pixel correction, we selected the 454 images (from 78 reference stars) the most correlated with each of HD 206893’s exposures, out of a reference star library assembled with the ALICE pipeline. This selection favoured images from 78 different stars chosen mostly from the two dominant HST programmes in the initial library (programmes 11157 and 10176). Fig. A.1 (left) shows the combined image after subtracting synthetic PSFs computed from the 55 strongest eigenmodes of the library. No point source is detected at the position where the candidate would have been in 2007 if it were a background object without proper motion. Our detection limits (Fig 3 and A.1 right show that the point source would have been detected in that case. This re-analysis shows that the point source is co-moving with the star.

## Appendix B: The disc around HD 206893

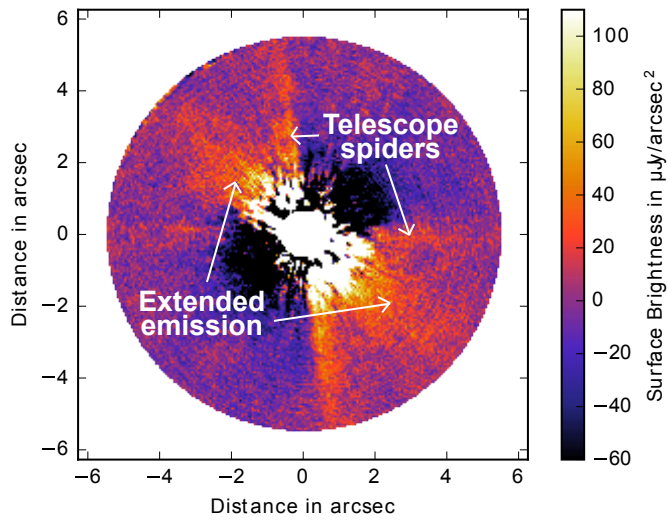
Archival Herschel PACS data were obtained and modelled in the same way as Kennedy et al. (2012a,b). The  $70 \mu\text{m}$  image is shown in Fig. B.1 (top image). The subtraction of a scaled calibration observation (PSF) clearly shows that the source HD 206893 is not point-like (bottom image) and reveals the approximate disc extent and position angle. The debris disc is only a few beams across so constraints on the disc properties are relatively poor. Our disc best fitting model assumes a temperature  $T_{\text{disk}} = 288r^{-0.4}$ , with  $r$  in au, and has a decreasing power-law surface density distribution of  $\Sigma \propto r^{-0.5}$  extending from 50 to 200 au. This is compatible with previous modelling by Moór et al. (2011) who proposed a modified blackbody model for the disc with a temperature of 49K and a radius of 49 au. This is also compatible with the colder (48K) dust population in the double



**Fig. B.1.** Herschel / PACS image of the star HD 206893 at  $70 \mu\text{m}$  (top). The bottom image shows the residuals after subtraction of the Herschel PSF, showing the source is not point-like.

component disc model of Chen et al. (2014). The disc is inclined (from face-on) by about  $40^\circ$  at a position angle of  $\sim 60^\circ$  (East of North). The uncertainties on these angles are on the order of  $10^\circ$

To try to reveal the disc in scattered light, we reduced the SPHERE images using classical ADI (Fig. B.2 showing the whole  $12'' \times 12''$  field of view of SPHERE/IRDIS) to maximise the sensitivity in the background and limit flux losses induced with more aggressive reductions (Milli et al. 2012) and binned the pixels by a factor two. We see a faint extended emission along the PA  $\sim 60^\circ$  with a surface brightness of  $\sim 0.05 \text{mJy}/\text{arcsec}^2$ . This faint emission is detected from  $\sim 1.5''$  (60 au) up to  $\sim 4.5''$  (150-190 au) where the background noise starts to dominate. We could confidently rule out spurious emission along that PA coming from the diffraction pattern from the spiders or the elongation of the PSF due to the wind at the ground level or at higher altitudes. Furthermore the PA is compatible with the Herschel/PACS residual image. We therefore tentatively attribute this signal to the scattered light of the debris disc with a S/N of approximately one.



**Fig. B.2.** SPHERE H-band image in its complete  $12'' \times 12''$  field of view after a classical ADI reduction, in a linear colour scale in  $\mu\text{Jy}/\text{arcsec}^2$ . It shows a faint and extended emission along the same PA as the Herschel residual image likely coming from the disc.