

## Direct Observation of Dijets in Central Au + Au Collisions at $\sqrt{s_{NN}} = 200$ GeV

J. Adams,<sup>2</sup> M. M. Aggarwal,<sup>29</sup> Z. Ahammed,<sup>44</sup> J. Amonett,<sup>19</sup> B. D. Anderson,<sup>19</sup> M. Anderson,<sup>6</sup> D. Arkhipkin,<sup>12</sup> G. S. Averichev,<sup>11</sup> Y. Bai,<sup>27</sup> J. Balewski,<sup>16</sup> O. Barannikova,<sup>32</sup> L. S. Barnby,<sup>2</sup> J. Baudot,<sup>17</sup> S. Bekele,<sup>28</sup> V. V. Belaga,<sup>11</sup> A. Bellingeri-Laurikainen,<sup>39</sup> R. Bellwied,<sup>47</sup> B. I. Bezverkhny,<sup>49</sup> S. Bhardwaj,<sup>34</sup> A. Bhasin,<sup>18</sup> A. K. Bhati,<sup>29</sup> H. Bichsel,<sup>46</sup> J. Bielcik,<sup>49</sup> J. Bielcikova,<sup>49</sup> L. C. Bland,<sup>3</sup> C. O. Blyth,<sup>2</sup> S-L. Blyth,<sup>21</sup> B. E. Bonner,<sup>35</sup> M. Botje,<sup>27</sup> J. Bouchet,<sup>39</sup> A. V. Brandin,<sup>25</sup> A. Bravar,<sup>3</sup> M. Bystersky,<sup>10</sup> R. V. Cadman,<sup>1</sup> X. Z. Cai,<sup>38</sup> H. Caines,<sup>49</sup> M. Calderón de la Barca Sánchez,<sup>6</sup> J. Castillo,<sup>27</sup> O. Catu,<sup>49</sup> D. Cebra,<sup>6</sup> Z. Chajecski,<sup>28</sup> P. Chaloupka,<sup>10</sup> S. Chattopadhyay,<sup>44</sup> H. F. Chen,<sup>37</sup> J. H. Chen,<sup>38</sup> Y. Chen,<sup>7</sup> J. Cheng,<sup>42</sup> M. Cherney,<sup>9</sup> A. Chikanian,<sup>49</sup> H. A. Choi,<sup>33</sup> W. Christie,<sup>3</sup> J. P. Coffin,<sup>17</sup> T. M. Cormier,<sup>47</sup> M. R. Cosentino,<sup>36</sup> J. G. Cramer,<sup>46</sup> H. J. Crawford,<sup>5</sup> D. Das,<sup>44</sup> S. Das,<sup>44</sup> M. Daugherty,<sup>41</sup> M. M. de Moura,<sup>36</sup> T. G. Dedovich,<sup>11</sup> M. DePhillips,<sup>3</sup> A. A. Derevschikov,<sup>31</sup> L. Didenko,<sup>3</sup> T. Dietel,<sup>13</sup> P. Djawotho,<sup>16</sup> S. M. Dogra,<sup>18</sup> W. J. Dong,<sup>7</sup> X. Dong,<sup>37</sup> J. E. Draper,<sup>6</sup> F. Du,<sup>49</sup> V. B. Dunin,<sup>11</sup> J. C. Dunlop,<sup>3</sup> M. R. Dutta Mazumdar,<sup>44</sup> V. Eckardt,<sup>23</sup> W. R. Edwards,<sup>21</sup> L. G. Efimov,<sup>11</sup> V. Emelianov,<sup>25</sup> J. Engelage,<sup>5</sup> G. Eppley,<sup>35</sup> B. Erazmus,<sup>39</sup> M. Estienne,<sup>17</sup> P. Fachini,<sup>3</sup> R. Fatemi,<sup>22</sup> J. Fedorisin,<sup>11</sup> K. Filimonov,<sup>21</sup> P. Filip,<sup>12</sup> E. Finch,<sup>49</sup> V. Fine,<sup>3</sup> Y. Fisyak,<sup>3</sup> J. Fu,<sup>48</sup> C. A. Gagliardi,<sup>40</sup> L. Gaillard,<sup>2</sup> J. Gans,<sup>49</sup> M. S. Ganti,<sup>44</sup> V. Ghazikhanian,<sup>7</sup> P. Ghosh,<sup>44</sup> J. E. Gonzalez,<sup>7</sup> Y. G. Gorbunov,<sup>9</sup> H. Gos,<sup>45</sup> O. Grebenyuk,<sup>27</sup> D. Grosnick,<sup>43</sup> S. M. Guertin,<sup>7</sup> K. S. F. F. Guimaraes,<sup>36</sup> Y. Guo,<sup>47</sup> N. Gupta,<sup>18</sup> T. D. Gutierrez,<sup>6</sup> B. Haag,<sup>6</sup> T. J. Hallman,<sup>3</sup> A. Hamed,<sup>47</sup> J. W. Harris,<sup>49</sup> W. He,<sup>16</sup> M. Heinz,<sup>49</sup> T. W. Henry,<sup>40</sup> S. Hepplemann,<sup>30</sup> B. Hippolyte,<sup>17</sup> A. Hirsch,<sup>32</sup> E. Hjort,<sup>21</sup> G. W. Hoffmann,<sup>41</sup> M. J. Horner,<sup>21</sup> H. Z. Huang,<sup>7</sup> S. L. Huang,<sup>37</sup> E. W. Hughes,<sup>4</sup> T. J. Humanic,<sup>28</sup> G. Igo,<sup>7</sup> P. Jacobs,<sup>21</sup> W. W. Jacobs,<sup>16</sup> P. Jakl,<sup>10</sup> F. Jia,<sup>20</sup> H. Jiang,<sup>7</sup> P. G. Jones,<sup>2</sup> E. G. Judd,<sup>5</sup> S. Kabana,<sup>39</sup> K. Kang,<sup>42</sup> J. Kapitan,<sup>10</sup> M. Kaplan,<sup>8</sup> D. Keane,<sup>19</sup> A. Kechechyan,<sup>11</sup> V. Yu. Khodyrev,<sup>31</sup> B. C. Kim,<sup>33</sup> J. Kiryluk,<sup>22</sup> A. Kisiel,<sup>45</sup> E. M. Kislov,<sup>11</sup> S. R. Klein,<sup>21</sup> D. D. Koetke,<sup>43</sup> T. Kollegger,<sup>13</sup> M. Kopytine,<sup>19</sup> L. Kotchenda,<sup>25</sup> V. Kouchpil,<sup>10</sup> K. L. Kowalik,<sup>21</sup> M. Kramer,<sup>26</sup> P. Kravtsov,<sup>25</sup> V. I. Kravtsov,<sup>31</sup> K. Krueger,<sup>1</sup> C. Kuhn,<sup>17</sup> A. I. Kulikov,<sup>11</sup> A. Kumar,<sup>29</sup> A. A. Kuznetsov,<sup>11</sup> M. A. C. Lamont,<sup>49</sup> J. M. Landgraf,<sup>3</sup> S. Lange,<sup>13</sup> S. LaPointe,<sup>47</sup> F. Laue,<sup>3</sup> J. Lauret,<sup>3</sup> A. Lebedev,<sup>3</sup> R. Lednicky,<sup>12</sup> C-H. Lee,<sup>33</sup> S. Lehocka,<sup>11</sup> M. J. LeVine,<sup>3</sup> C. Li,<sup>37</sup> Q. Li,<sup>47</sup> Y. Li,<sup>42</sup> G. Lin,<sup>49</sup> S. J. Lindenbaum,<sup>26</sup> M. A. Lisa,<sup>28</sup> F. Liu,<sup>48</sup> H. Liu,<sup>37</sup> J. Liu,<sup>35</sup> L. Liu,<sup>48</sup> Z. Liu,<sup>48</sup> T. Ljubicic,<sup>3</sup> W. J. Llope,<sup>35</sup> H. Long,<sup>7</sup> R. S. Longacre,<sup>3</sup> M. Lopez-Noriega,<sup>28</sup> W. A. Love,<sup>3</sup> Y. Lu,<sup>48</sup> T. Ludlam,<sup>3</sup> D. Lynn,<sup>3</sup> G. L. Ma,<sup>38</sup> J. G. Ma,<sup>7</sup> Y. G. Ma,<sup>38</sup> D. Magestro,<sup>28</sup> D. P. Mahapatra,<sup>14</sup> R. Majka,<sup>49</sup> L. K. Mangotra,<sup>18</sup> R. Manweiler,<sup>43</sup> S. Margetis,<sup>19</sup> C. Markert,<sup>19</sup> L. Martin,<sup>39</sup> H. S. Matis,<sup>21</sup> Yu. A. Matulenko,<sup>31</sup> C. J. McClain,<sup>1</sup> T. S. McShane,<sup>9</sup> Yu. Melnick,<sup>31</sup> A. Meschanin,<sup>31</sup> M. L. Miller,<sup>22</sup> N. G. Minaev,<sup>31</sup> S. Mioduszewski,<sup>40</sup> C. Mironov,<sup>19</sup> A. Mischke,<sup>27</sup> D. K. Mishra,<sup>14</sup> J. Mitchell,<sup>35</sup> B. Mohanty,<sup>44</sup> L. Molnar,<sup>32</sup> C. F. Moore,<sup>41</sup> D. A. Morozov,<sup>31</sup> M. G. Munhoz,<sup>36</sup> B. K. Nandi,<sup>15</sup> C. Nattrass,<sup>49</sup> T. K. Nayak,<sup>44</sup> J. M. Nelson,<sup>2</sup> P. K. Netrakanti,<sup>44</sup> V. A. Nikitin,<sup>12</sup> L. V. Nogach,<sup>31</sup> S. B. Nurushev,<sup>31</sup> G. Odyniec,<sup>21</sup> A. Ogawa,<sup>3</sup> V. Okorokov,<sup>25</sup> M. Oldenburg,<sup>21</sup> D. Olson,<sup>21</sup> M. Pachr,<sup>10</sup> S. K. Pal,<sup>44</sup> Y. Panebratsev,<sup>11</sup> S. Y. Panitkin,<sup>3</sup> A. I. Pavlinov,<sup>47</sup> T. Pawlak,<sup>45</sup> T. Peitzmann,<sup>27</sup> V. Perevoztchikov,<sup>3</sup> C. Perkins,<sup>5</sup> W. Peryt,<sup>45</sup> V. A. Petrov,<sup>47</sup> S. C. Phatak,<sup>14</sup> R. Picha,<sup>6</sup> M. Planinic,<sup>50</sup> J. Pluta,<sup>45</sup> N. Poljak,<sup>50</sup> N. Porile,<sup>32</sup> J. Porter,<sup>46</sup> A. M. Poskanzer,<sup>21</sup> M. Potekhin,<sup>3</sup> E. Potrebenikova,<sup>11</sup> B. V. K. S. Potukuchi,<sup>18</sup> D. Prindle,<sup>46</sup> C. Pruneau,<sup>47</sup> J. Putschke,<sup>21</sup> G. Rakness,<sup>30</sup> R. Raniwala,<sup>34</sup> S. Raniwala,<sup>34</sup> R. L. Ray,<sup>41</sup> S. V. Razin,<sup>11</sup> J. Reinnarth,<sup>39</sup> D. Relyea,<sup>4</sup> F. Retiere,<sup>21</sup> A. Ridiger,<sup>25</sup> H. G. Ritter,<sup>21</sup> J. B. Roberts,<sup>35</sup> O. V. Rogachevskiy,<sup>11</sup> J. L. Romero,<sup>6</sup> A. Rose,<sup>21</sup> C. Roy,<sup>39</sup> L. Ruan,<sup>21</sup> M. J. Russcher,<sup>27</sup> R. Sahoo,<sup>14</sup> I. Sakrejda,<sup>21</sup> S. Salur,<sup>49</sup> J. Sandweiss,<sup>49</sup> M. Sarsour,<sup>40</sup> P. S. Sazhin,<sup>11</sup> J. Schambach,<sup>41</sup> R. P. Scharenberg,<sup>32</sup> N. Schmitz,<sup>23</sup> K. Schweda,<sup>21</sup> J. Seger,<sup>9</sup> I. Selyuzhenkov,<sup>47</sup> P. Seyboth,<sup>23</sup> A. Shabetai,<sup>21</sup> E. Shahaliev,<sup>11</sup> M. Shao,<sup>37</sup> M. Sharma,<sup>29</sup> W. Q. Shen,<sup>38</sup> S. S. Shimanskiy,<sup>11</sup> E. Sichtermann,<sup>21</sup> F. Simon,<sup>22</sup> R. N. Singaraju,<sup>44</sup> N. Smirnov,<sup>49</sup> R. Snellings,<sup>27</sup> G. Sood,<sup>43</sup> P. Sorensen,<sup>3</sup> J. Sowinski,<sup>16</sup> J. Speltz,<sup>17</sup> H. M. Spinka,<sup>1</sup> B. Srivastava,<sup>32</sup> A. Stadnik,<sup>11</sup> T. D. S. Stanislaus,<sup>43</sup> R. Stock,<sup>13</sup> A. Stolpovsky,<sup>47</sup> M. Strikhanov,<sup>25</sup> B. Stringfellow,<sup>32</sup> A. A. P. Suaide,<sup>36</sup> E. Sugarbaker,<sup>28</sup> M. Sumner,<sup>10</sup> Z. Sun,<sup>20</sup> B. Surrow,<sup>22</sup> M. Swanger,<sup>9</sup> T. J. M. Symons,<sup>21</sup> A. Szanto de Toledo,<sup>36</sup> A. Tai,<sup>7</sup> J. Takahashi,<sup>36</sup> A. H. Tang,<sup>3</sup> T. Tarnowsky,<sup>32</sup> D. Thein,<sup>7</sup> J. H. Thomas,<sup>21</sup> A. R. Timmins,<sup>2</sup> S. Timoshenko,<sup>25</sup> M. Tokarev,<sup>11</sup> S. Trentalange,<sup>7</sup> R. E. Tribble,<sup>40</sup> O. D. Tsai,<sup>7</sup> J. Ulery,<sup>32</sup> T. Ullrich,<sup>3</sup> D. G. Underwood,<sup>1</sup> G. Van Buren,<sup>3</sup> N. van der Kolk,<sup>27</sup> M. van Leeuwen,<sup>21</sup> A. M. Vander Molen,<sup>24</sup> R. Varma,<sup>15</sup> I. M. Vasilevski,<sup>12</sup> A. N. Vasiliev,<sup>31</sup> R. Vernet,<sup>17</sup> S. E. Vigdor,<sup>16</sup> Y. P. Vijoyi,<sup>44</sup> S. Vokal,<sup>11</sup> S. A. Voloshin,<sup>47</sup> W. T. Waggoner,<sup>9</sup> F. Wang,<sup>32</sup> G. Wang,<sup>19</sup> J. S. Wang,<sup>20</sup> X. L. Wang,<sup>37</sup> Y. Wang,<sup>42</sup> J. W. Watson,<sup>19</sup> J. C. Webb,<sup>16</sup> G. D. Westfall,<sup>24</sup> A. Wetzler,<sup>21</sup> C. Whitten, Jr.,<sup>7</sup> H. Wieman,<sup>21</sup> S. W. Wissink,<sup>16</sup> R. Witt,<sup>49</sup> J. Wood,<sup>7</sup> J. Wu,<sup>37</sup> N. Xu,<sup>21</sup> Q. H. Xu,<sup>21</sup> Z. Xu,<sup>3</sup> P. Yebes,<sup>35</sup> I-K. Yoo,<sup>33</sup> V. I. Yurevich,<sup>11</sup> W. Zhan,<sup>20</sup> H. Zhang,<sup>3</sup> W. M. Zhang,<sup>19</sup> Y. Zhang,<sup>37</sup> Z. P. Zhang,<sup>37</sup> Y. Zhao,<sup>37</sup> C. Zhong,<sup>38</sup> R. Zoulkarneev,<sup>12</sup> Y. Zoulkarneeva,<sup>12</sup> A. N. Zubarev,<sup>11</sup> and J. X. Zuo<sup>38</sup>

(STAR Collaboration)

- <sup>1</sup>Argonne National Laboratory, Argonne, Illinois 60439, USA  
<sup>2</sup>University of Birmingham, Birmingham, United Kingdom  
<sup>3</sup>Brookhaven National Laboratory, Upton, New York 11973, USA  
<sup>4</sup>California Institute of Technology, Pasadena, California 91125, USA  
<sup>5</sup>University of California, Berkeley, California 94720, USA  
<sup>6</sup>University of California, Davis, California 95616, USA  
<sup>7</sup>University of California, Los Angeles, California 90095, USA  
<sup>8</sup>Carnegie Mellon University, Pittsburgh, Pennsylvania 15213, USA  
<sup>9</sup>Creighton University, Omaha, Nebraska 68178, USA  
<sup>10</sup>Nuclear Physics Institute AS CR, 250 68 Řež/Prague, Czech Republic  
<sup>11</sup>Laboratory for High Energy (JINR), Dubna, Russia  
<sup>12</sup>Particle Physics Laboratory (JINR), Dubna, Russia  
<sup>13</sup>University of Frankfurt, Frankfurt, Germany  
<sup>14</sup>Institute of Physics, Bhubaneswar 751005, India  
<sup>15</sup>Indian Institute of Technology, Mumbai, India  
<sup>16</sup>Indiana University, Bloomington, Indiana 47408, USA  
<sup>17</sup>Institut de Recherches Subatomiques, Strasbourg, France  
<sup>18</sup>University of Jammu, Jammu 180001, India  
<sup>19</sup>Kent State University, Kent, Ohio 44242, USA  
<sup>20</sup>Institute of Modern Physics, Lanzhou, China  
<sup>21</sup>Lawrence Berkeley National Laboratory, Berkeley, California 94720, USA  
<sup>22</sup>Massachusetts Institute of Technology, Cambridge, Massachusetts 02139-4307, USA  
<sup>23</sup>Max-Planck-Institut für Physik, Munich, Germany  
<sup>24</sup>Michigan State University, East Lansing, Michigan 48824, USA  
<sup>25</sup>Moscow Engineering Physics Institute, Moscow Russia  
<sup>26</sup>City College of New York, New York, New York 10031, USA  
<sup>27</sup>NIKHEF and Utrecht University, Amsterdam, The Netherlands  
<sup>28</sup>The Ohio State University, Columbus, Ohio 43210, USA  
<sup>29</sup>Panjab University, Chandigarh 160014, India  
<sup>30</sup>Pennsylvania State University, University Park, Pennsylvania 16802, USA  
<sup>31</sup>Institute of High Energy Physics, Protvino, Russia  
<sup>32</sup>Purdue University, West Lafayette, Indiana 47907, USA  
<sup>33</sup>Pusan National University, Pusan, Republic of Korea  
<sup>34</sup>University of Rajasthan, Jaipur 302004, India  
<sup>35</sup>Rice University, Houston, Texas 77251, USA  
<sup>36</sup>Universidade de Sao Paulo, Sao Paulo, Brazil  
<sup>37</sup>University of Science & Technology of China, Hefei 230026, China  
<sup>38</sup>Shanghai Institute of Applied Physics, Shanghai 201800, China  
<sup>39</sup>SUBATECH, Nantes, France  
<sup>40</sup>Texas A&M University, College Station, Texas 77843, USA  
<sup>41</sup>University of Texas, Austin, Texas 78712, USA  
<sup>42</sup>Tsinghua University, Beijing 100084, China  
<sup>43</sup>Valparaiso University, Valparaiso, Indiana 46383, USA  
<sup>44</sup>Variable Energy Cyclotron Centre, Kolkata 700064, India  
<sup>45</sup>Warsaw University of Technology, Warsaw, Poland  
<sup>46</sup>University of Washington, Seattle, Washington 98195, USA  
<sup>47</sup>Wayne State University, Detroit, Michigan 48201, USA  
<sup>48</sup>Institute of Particle Physics, CCNU (HZNU), Wuhan 430079, China  
<sup>49</sup>Yale University, New Haven, Connecticut 06520, USA  
<sup>50</sup>University of Zagreb, Zagreb, HR-10002, Croatia
- (Received 28 April 2006; published 16 October 2006)

The STAR Collaboration at the Relativistic Heavy Ion Collider reports measurements of azimuthal correlations of high transverse momentum ( $p_T$ ) charged hadrons in Au + Au collisions at higher  $p_T$  than reported previously. As  $p_T$  is increased, a narrow, back-to-back peak emerges above the decreasing background, providing a clear dijet signal for all collision centralities studied. Using these correlations, we perform a systematic study of dijet production and suppression in nuclear collisions, providing new constraints on the mechanisms underlying partonic energy loss in dense matter.

Nuclear collisions at high energy may produce conditions sufficient for the formation of a deconfined plasma of quarks and gluons [1]. The high-density QCD matter [1,2] generated in these collisions can be probed via propagation of hard scattered partons, which have been predicted to lose energy in the medium primarily through gluon bremsstrahlung [3–6]. The medium alters the fragmentation of the parent partons, providing experimental observables that are sensitive to the properties of QCD matter at high density.

The study of high transverse momentum ( $p_T$ ) hadron production in heavy ion collisions at the Relativistic Heavy Ion Collider (RHIC) has yielded several novel results [7], including the strong suppression relative to  $p + p$  collisions of both inclusive hadron yields [8–11] and back-to-back azimuthal ( $\phi$ ) correlations [12]. Azimuthal correlations of high  $p_T$  hadrons reflect the fragmentation of outgoing partons produced dominantly in  $2 \rightarrow 2$  hard scattering processes (“dijets” [13]). The back-to-back correlation strength has shown sensitivity to the in-medium path length of the parton [14], while the distribution of low  $p_T$  hadrons recoiling from a high  $p_T$  particle is broadened azimuthally and softened in central collisions [15], qualitatively consistent with dissipation of jet energy to the medium. However, those correlation measurements required large background subtraction, and quantitative study of the properties of the away-side jet has been limited. Previous correlation measurements also were constrained to a  $p_T$  region in which the hadron flavor content and baryon fraction exhibit substantial differences from jet fragmentation in elementary collisions [16–18].

In this Letter, we present measurements of azimuthal correlations of charged hadrons in Au + Au collisions at  $\sqrt{s_{NN}} = 200$  GeV over a much broader transverse momentum range than previously reported. The  $p_T$  range extends to the region where previous studies suggest that particle production is dominated by jet fragmentation [16–18]. Increasing  $p_T$  reduces the combinatoric background and, for all centralities, reveals narrow back-to-back peaks indicative of dijets. A quantitative study of the centrality and  $p_T$  dependence of dijet fragmentation may provide new constraints on partonic energy loss and properties of the dense medium (e.g., [19]).

The measurements were carried out with the STAR experiment [20], which is well-suited for azimuthal correlation studies due to the full azimuthal ( $2\pi$ ) coverage of its time projection chamber. This analysis is based on  $30 \times 10^6$  minimum-bias and  $18 \times 10^6$  central Au + Au collisions at  $\sqrt{s_{NN}} = 200$  GeV, combining the 2001 data set with the high statistics data set collected during the 2004 run.  $10 \times 10^6$   $d + Au$  events collected in 2003 are also included in the analysis. Event and track selection are similar to previous STAR high  $p_T$  studies [10,21]. This

analysis used charged tracks from the primary vertex with pseudorapidity  $|\eta| < 1.0$ .

As in our original studies of high  $p_T$  azimuthal correlations [12], transverse momentum-ordered jetlike correlations are measured by selecting high  $p_T$  trigger particles and studying the azimuthal distribution of associated particles ( $p_T^{\text{assoc}} < p_T^{\text{trig}}$ ) relative to the trigger particle above a threshold  $p_T$ . The trigger-associated technique facilitates jet studies in the high-multiplicity environment of a heavy ion collision, where full jet reconstruction using standard methods is difficult. A particle may contribute to more than one hadron pair in an event, both as trigger and as associated particle, though for the high  $p_T$  ranges considered here, the rate of contribution to multiple pairs is small. The pair yield is corrected for associated particle tracking efficiency, with an uncertainty of 5% that is highly correlated over the momentum range considered here. The effect of momentum resolution on the pair yield is estimated to be less than 1%, and no correction for it was applied. A correction was also applied for nonuniform azimuthal acceptance, but not for the effects of the single-track cut  $|\eta| < 1.0$ . The single-track acceptance is independent of  $p_T$  and uniform on  $\eta$  for  $p_T > 3$  GeV/ $c$  and  $|\eta| < 1$ . The near-side ( $\Delta\phi \sim 0$ ) correlated yield at large  $|\Delta\eta|$  is negligible.

Figure 1 shows dihadron azimuthal distributions normalized per trigger particle for central (0%–5%) Au + Au collisions.  $p_T^{\text{trig}}$  increases from left to right, and two  $p_T^{\text{assoc}}$  ranges are shown. The height of the background away from the near- ( $\Delta\phi \sim 0$ ) and away-side ( $|\Delta\phi| \sim \pi$ ) peaks, which is related to the inclusive yield, is similar

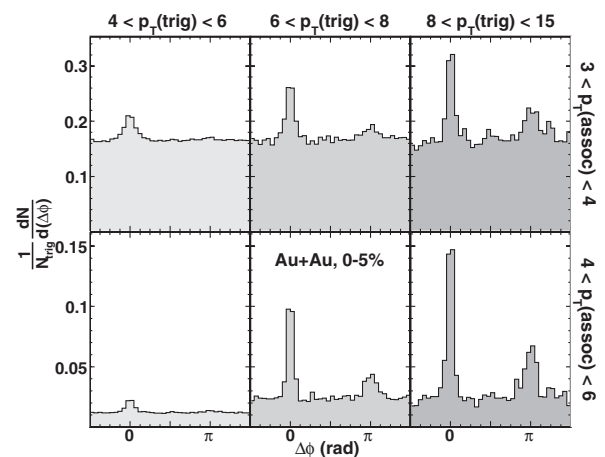


FIG. 1. Azimuthal correlation histograms of high  $p_T$  charged hadron pairs for 0%–5% Au + Au events, for various  $p_T^{\text{trig}}$  and  $p_T^{\text{assoc}}$  ranges. In the lower left panel, the yield is suppressed due to the constraint  $p_T^{\text{assoc}} < p_T^{\text{trig}}$ . All  $p_T$  values in this and succeeding figures have units GeV/ $c$ .

for different  $p_T^{\text{trig}}$  in each  $p_T^{\text{assoc}}$  interval. The background level decreases rapidly as  $p_T^{\text{assoc}}$  is raised, e.g., by an order of magnitude between the two rows in Fig. 1.

Near-side peaks are seen in all panels and indicate larger yields for higher  $p_T^{\text{trig}}$  at fixed  $p_T^{\text{assoc}}$ . Such an increase in the correlated yield is expected if the correlation is dominated by jet fragmentation, with higher  $p_T^{\text{trig}}$  biasing towards higher  $E_T$  jets. An away-side peak is not apparent at the lowest  $p_T^{\text{trig}}$ , consistent with previous studies of  $\Delta\phi$  correlations in central Au + Au collisions in similar  $p_T^{\text{trig}}$  and  $p_T^{\text{assoc}}$  ranges [12]. However, an away-side peak emerges clearly above the background as  $p_T^{\text{trig}}$  is increased. The narrow, back-to-back peaks are indicative of the azimuthally back-to-back nature of dijets observed in elementary collisions.

Figure 2 shows the  $\Delta\phi$  distributions for the highest  $p_T^{\text{trig}}$  range in Fig. 1 ( $8 < p_T^{\text{trig}} < 15$  GeV/c) for midcentral (20%–40%) and central Au + Au collisions, as well as for  $d + \text{Au}$  collisions.  $p_T^{\text{assoc}}$  increases from top to bottom; for the highest  $p_T^{\text{assoc}}$  (lower panels), the combinatorial background is negligible. We observe narrow correlation peaks in all  $p_T^{\text{assoc}}$  ranges. For each  $p_T^{\text{assoc}}$ , the near-side peak shows similar correlation strength above background for the three systems, while the away-side correlation strength decreases from  $d + \text{Au}$  to central Au + Au. For  $8 < p_T^{\text{trig}} < 15$  GeV/c and  $p_T^{\text{assoc}} > 6$  GeV/c, a Gaussian fit to the away-side peak finds a width of  $\sigma_{\Delta\phi} = 0.24 \pm 0.07$  for  $d + \text{Au}$  and  $0.20 \pm 0.02$  and  $0.22 \pm 0.02$  for 20%–40% and 0%–5% Au + Au collisions, respectively.

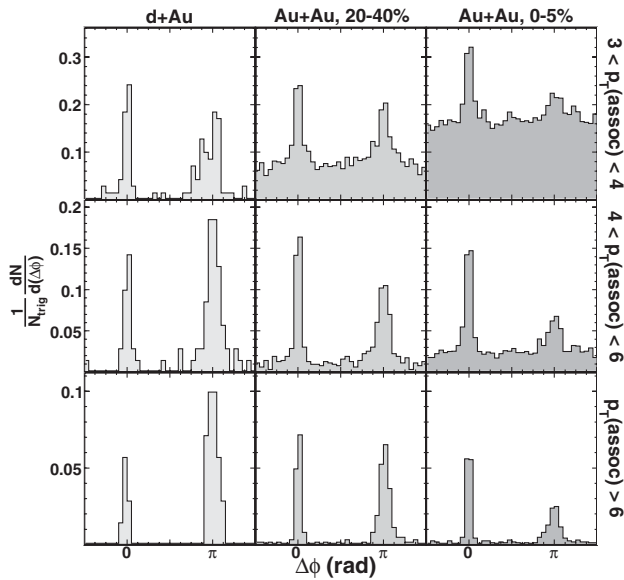


FIG. 2. Azimuthal correlation histograms of high  $p_T$  charged hadrons for  $8 < p_T^{\text{trig}} < 15$  GeV/c, for  $d + \text{Au}$ , 20%–40% Au + Au, and 0%–5% Au + Au events.  $p_T^{\text{assoc}}$  increases from top to bottom.

No significant dependence of the widths on system or centrality is observed.

To quantify the correlated near- and away-side yields, we integrate the area under the peaks (near-side  $|\Delta\phi| < 0.63$ ; away-side  $|\Delta\phi - \pi| < 0.63$ ) and subtract the non-jetlike background. In previous analyses at lower  $p_T$ , anisotropic (“elliptic”) flow contributed significantly to the measured two-particle correlation, leading to large uncertainties in the extraction of jetlike yields [14,15]. In this analysis, the background contribution due to elliptic flow is estimated using a function  $B[1 + v_2\{p_T^{\text{assoc}}\}v_2\{p_T^{\text{trig}}\} \times \cos(2\Delta\phi)]$ , where the  $v_2$  are extracted from standard elliptic flow analysis [14] and  $B$  is fitted to the region between the peaks ( $0.63 < |\Delta\phi| < 2.51$ ), and is appreciable only for the lowest  $p_T^{\text{assoc}}$  range in Fig. 2. The uncertainty in the magnitude of elliptic flow introduces a small systematic uncertainty less than 5% on the extracted associated yields (Fig. 3).

Figure 3 shows the centrality dependence of the near- and away-side yields for the  $p_T^{\text{trig}}$  and  $p_T^{\text{assoc}}$  ranges in Fig. 2. The leftmost points in each panel correspond to  $d + \text{Au}$  collisions, which we assume provide the reference distribution for jet fragmentation in vacuum. The near-side yields (left panel) show little centrality dependence, while the away-side yields (right panel) decrease with increasing centrality. The away-side centrality dependence is similar to our previous studies of dihadron azimuthal correlations for lower  $p_T$  ranges [12]. Note that the yields in different  $p_T^{\text{assoc}}$  bins for a given centrality may exhibit correlations due to their common trigger population.

The effect of the medium on dijet fragmentation can be explored in more detail using the  $p_T$  distributions of near-

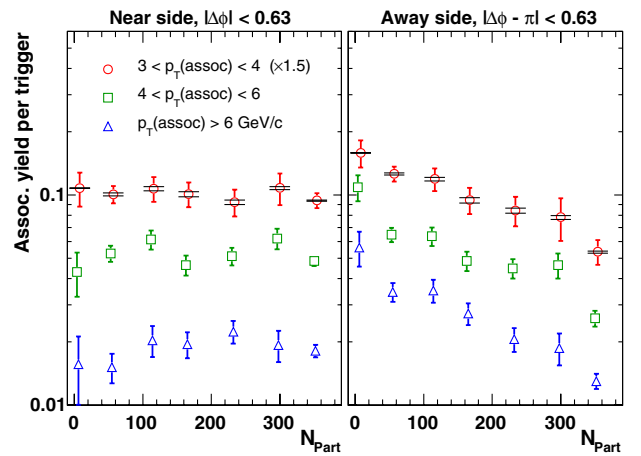


FIG. 3 (color online). Centrality dependence (number of participants  $N_{\text{Part}}$ ) of near- and away-side yields in 200 GeV  $d + \text{Au}$  (leftmost points) and Au + Au collisions, for  $8 < p_T^{\text{trig}} < 15$  GeV/c and various  $p_T^{\text{assoc}}$  ranges. A semilog scale is used and data for  $3 < p_T^{\text{assoc}} < 4$  GeV/c are scaled by 1.5 for clarity. The error bars are statistical. The horizontal bars for  $3 < p_T^{\text{assoc}} < 4$  GeV/c show the systematic uncertainty due to background subtraction; it is negligible for higher  $p_T^{\text{assoc}}$ .

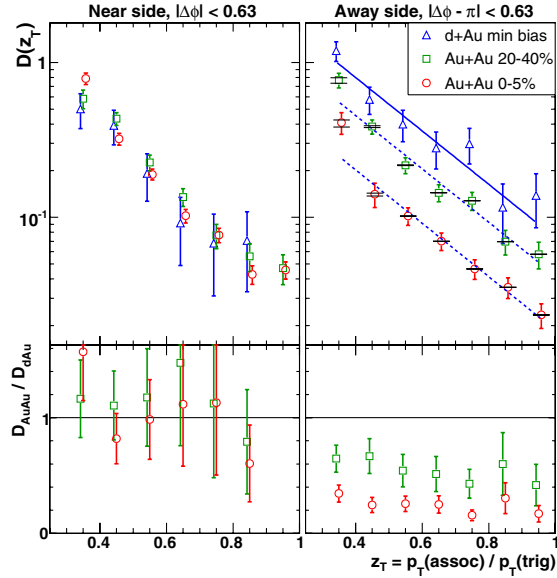


FIG. 4 (color online). Upper panels:  $D(z_T)$  with  $8 < p_T^{\text{trig}} < 15$  GeV/c, for near- (left) and away-side (right) correlations in  $d + \text{Au}$  and  $\text{Au} + \text{Au}$  collisions at  $\sqrt{s_{NN}} = 200$  GeV. The dashed and solid lines are described in text. The horizontal bars on the away side show systematic uncertainty due to background subtraction. Lower panels: Ratio of  $D(z_T)$  for  $\text{Au} + \text{Au}$  relative to  $d + \text{Au}$ . The error bars are statistical in all panels.

and away-side associated hadrons. Figure 4 shows the trigger-normalized fragment distribution  $D(z_T)$ , where  $z_T = p_T^{\text{assoc}}/p_T^{\text{trig}}$  [22].  $D(z_T)$  resembles a fragmentation function, though its shape in  $p + p$  collisions is determined primarily by the partonic spectrum [23]. We investigate here its dependence on partonic energy loss. The  $z_T$  range in Fig. 4 corresponds to the  $p_T^{\text{assoc}}$  range for which dijets are observed above background (see Fig. 2). The near-side distributions (left panels) are similar over a broad range of  $z_T$  for all three systems, consistent with fragmentation in vacuum.

The similarity of the near-side fragmentation patterns could arise from small near-side energy loss due to a geometrical bias toward shorter in-medium path lengths (“surface bias”), as generated in several model calculations [24–27]. However, this similarity could also result from energy-independent energy loss generating a partonic energy distribution that is suppressed in  $\text{Au} + \text{Au}$  but similar in shape to that in  $p + p$  collisions, with the lost energy carried dominantly by low  $p_T$  hadrons. A leading-twist calculation of medium-modified dihadron fragmentation functions in similar  $p_T^{\text{trig}}$  and  $p_T^{\text{assoc}}$  intervals to those studied here [28] predicts a strong increase in the near-side associated yield for more central collisions, though no such increase is observed in Figs. 3 and 4.

The lower right panel in Fig. 4 shows the ratio of away-side  $D(z_T)$  for 0%–5% and 20%–40%  $\text{Au} + \text{Au}$  relative to  $d + \text{Au}$ . The ratio is approximately independent of  $z_T$  for

$z_T > 0.4$ , with the yield suppressed by a factor  $0.25 \pm 0.06$  for 0%–5%  $\text{Au} + \text{Au}$  and  $0.57 \pm 0.06$  for 20%–40%  $\text{Au} + \text{Au}$  collisions. The away-side suppression for central collisions has a similar magnitude to that for inclusive spectra [10], though such a similarity is not expected *a priori* due to the different nature of the observable. A model calculation based on Baier-Dokshitzer-Mueller-Peigne-Schiff energy loss predicts a universal ratio between away-side and inclusive suppressions, with the away-side yield more suppressed [27].

The solid line in Fig. 4, upper right panel, is an exponential function fit to the  $d + \text{Au}$  distribution (slope =  $-4.0 \pm 0.6$ ), with the dashed lines having the same exponential slope but magnitude scaled by factors 0.57 and 0.25. This illustrates the similarity in shape of  $D(z_T)$  for different systems. As discussed for Fig. 2, the width of the away-side azimuthal distribution for high  $p_T$  pairs is also independent of centrality. To summarize our observations: Strong away-side high  $p_T$  hadron suppression is not accompanied by significant angular broadening or modification of the momentum distribution for  $z_T > 0.4$ .

A calculation incorporating partonic energy loss through modification of the fragmentation function [22] predicts the away-side trigger-normalized fragmentation function to be suppressed uniformly for  $z_T > 0.4$  in central  $\text{Au} + \text{Au}$  relative to  $p + p$  collisions, in agreement with our measurement. However, the predicted magnitude of the suppression is  $\sim 0.4$ , weaker than the measured value  $0.25 \pm 0.06$ .

Energy loss in matter could be accompanied by away-side azimuthal broadening, due either to medium-induced acoplanarity of the parent parton [29] or to dominance of the away-side yield by medium-induced gluon radiation at a large angle. An opacity expansion calculation [30] predicts that the away-side yield for large energy loss is dominated by fragments of the induced radiation, with a strongly broadened azimuthal distribution up to  $p_T \sim 10$  GeV/c. No azimuthal broadening of the away-side parent parton is predicted, though its fragments are obscured by the greater hadron yield from induced radiation. In contrast, we observe strong away-side suppression without large azimuthal broadening. However, measurements at  $p_T^{\text{assoc}} < 1$  GeV/c do show an enhancement of the yield and significant azimuthal broadening of the away-side peak [15].

Large energy loss is thought to bias the jet population generating the high  $p_T$  inclusive hadron distribution towards jets produced near the surface and directed outward [24–27], which minimizes the path length in the medium. For back-to-back dihadrons, the total in-medium path length is minimized by a different geometric bias, towards jets produced near the surface but directed tangentially. A model calculation [31] incorporating quenching weights finds dihadron production dominated by such tangential pairs, with yield suppression consistent with our measure-

ments. Another calculation based on quenching weights, which explicitly takes into account the dynamical expansion of the medium [32], also reproduces the measured suppression but finds a significant contribution from non-tangential jet pairs, due to the finite probability to emit *zero* medium-induced gluons in finite path length [22,33] and to the rapid expansion and dilution of the medium. In this model, the relative contribution from the interior of the collision zone is larger for back-to-back dihadrons than for inclusive hadron production.

In summary, we have measured new fragmentation properties of jets and back-to-back dijets via high  $p_T$  hadron correlations in  $\sqrt{s_{NN}} = 200$  GeV  $d + Au$  and  $Au + Au$  collisions. We observe the emergence at a suppressed rate of a narrow back-to-back dijet peak in central  $Au + Au$  collisions, which may enable the first *differential* measurement of partonic energy loss. The observation at high  $p_T$  of strong suppression without modification of the away-side azimuthal and  $p_T^{\text{assoc}}$  distributions is in disagreement with several theoretical calculations. Other calculations reproduce aspects of these measurements but with somewhat different underlying mechanisms. New calculations are required to reconcile these differences and to clarify the physics underlying our observations. We expect that comparison of theory with the measurements reported here will provide new insights into both the nature of partonic energy loss and the properties of the medium generated in high energy nuclear collisions.

We thank the RHIC Operations Group and RCF at BNL and the NERSC Center at LBNL for their support. This work was supported in part by the HENP Divisions of the Office of Science of the U.S. DOE; the U.S. NSF; the BMBF of Germany; IN2P3, RA, RPL, and EMN of France; EPSRC of the United Kingdom; FAPESP of Brazil; the Russian Ministry of Science and Technology; the Ministry of Education and the NNSFC of China; IRP and GA of the Czech Republic; FOM of the Netherlands; DAE, DST, and CSIR of the Government of India; Swiss NSF; the Polish State Committee for Scientific Research; STAA of Slovakia; and the Korea Science and Engineering Foundation.

- 
- [1] For recent theoretical reviews, see *Quark-Gluon Plasma. New Discoveries at RHIC: Case for the Strongly Interacting Quark-Gluon Plasma. Contributions from the RBRC Workshop held May 14–15, 2004*, edited by D. Rischke and G. Levin [Nucl. Phys. **A750**, 1 (2005)].
- [2] I. Arsene *et al.* (BRAHMS Collaboration), Nucl. Phys. **A757**, 1 (2005); K. Adcox *et al.* (PHENIX Collaboration), Nucl. Phys. **A757**, 184 (2005); B. B. Back *et al.* (PHOBOS Collaboration), Nucl. Phys. **A757**, 28 (2005); J. Adams

- et al.* (STAR Collaboration), Nucl. Phys. **A757**, 102 (2005).
- [3] M. Gyulassy and X.N. Wang, Nucl. Phys. **B420**, 583 (1994).
- [4] R. Baier, D. Schiff, and B. G. Zakharov, Annu. Rev. Nucl. Part. Sci. **50**, 37 (2000).
- [5] M. Gyulassy *et al.*, in *Quark Gluon Plasma 3*, edited by R. C. Hwa and X.N. Wang (World Scientific, Singapore, 2004).
- [6] A. Kovner and U. A. Wiedemann, in *Quark Gluon Plasma 3*, edited by R. C. Hwa and X.N. Wang (World Scientific, Singapore, 2004).
- [7] P. Jacobs and X.N. Wang, Prog. Part. Nucl. Phys. **54**, 443 (2005).
- [8] K. Adcox *et al.* (PHENIX Collaboration), Phys. Rev. Lett. **88**, 022301 (2002).
- [9] C. Adler *et al.* (STAR Collaboration), Phys. Rev. Lett. **89**, 202301 (2002).
- [10] J. Adams *et al.* (STAR Collaboration), Phys. Rev. Lett. **91**, 172302 (2003).
- [11] B. B. Back *et al.* (PHOBOS Collaboration), Phys. Lett. B **578**, 297 (2004).
- [12] C. Adler *et al.* (STAR Collaboration), Phys. Rev. Lett. **90**, 082302 (2003).
- [13] L. DiLella, Annu. Rev. Nucl. Part. Sci. **35**, 107 (1985).
- [14] J. Adams *et al.* (STAR Collaboration), Phys. Rev. Lett. **93**, 252301 (2004).
- [15] J. Adams *et al.* (STAR Collaboration), Phys. Rev. Lett. **95**, 152301 (2005).
- [16] S. S. Adler *et al.* (PHENIX Collaboration), Phys. Rev. Lett. **91**, 172301 (2003).
- [17] J. Adams *et al.* (STAR Collaboration), Phys. Rev. Lett. **92**, 052302 (2004).
- [18] J. Adams *et al.* (STAR Collaboration), nucl-ex/0601042.
- [19] B. Müller and K. Rajagopal, Eur. Phys. J. C **43**, 15 (2005).
- [20] K. H. Ackermann *et al.*, Nucl. Instrum. Methods Phys. Res., Sect. A **499**, 624 (2003).
- [21] J. Adams *et al.* (STAR Collaboration), Phys. Rev. Lett. **91**, 072304 (2003).
- [22] X.N. Wang, Phys. Lett. B **595**, 165 (2004).
- [23] K. Adcox *et al.* (PHENIX Collaboration), hep-ex/0605039.
- [24] A. Drees, H. Feng, and J. Jia, Phys. Rev. C **71**, 034909 (2005).
- [25] A. Dainese, C. Loizides, and G. Paic, Eur. Phys. J. C **38**, 461 (2005).
- [26] K. J. Eskola *et al.*, Nucl. Phys. **A747**, 511 (2005).
- [27] B. Müller, Phys. Rev. C **67**, 061901(R) (2003).
- [28] A. Majumder, E. Wang, and X.N. Wang, nucl-th/0412061.
- [29] R. Baier *et al.*, Nucl. Phys. **B484**, 265 (1997).
- [30] I. Vitev, Phys. Lett. B **630**, 78 (2005).
- [31] A. Dainese, C. Loizides, and G. Paic, Acta Phys. Hung. A **27**, 245 (2006).
- [32] T. Renk, hep-ph/0602045.
- [33] C. A. Salgado and U. A. Wiedemann, Phys. Rev. Lett. **89**, 092303 (2002).