

Syracuse University

SURFACE

Libraries' and Librarians' Publications

Libraries


2012

"Tuxedo" Phase Box (3 variants)

David J. Stokoe
Syracuse University

Department of Preservation and Conservation
Syracuse University

Follow this and additional works at: <https://surface.syr.edu/sul>

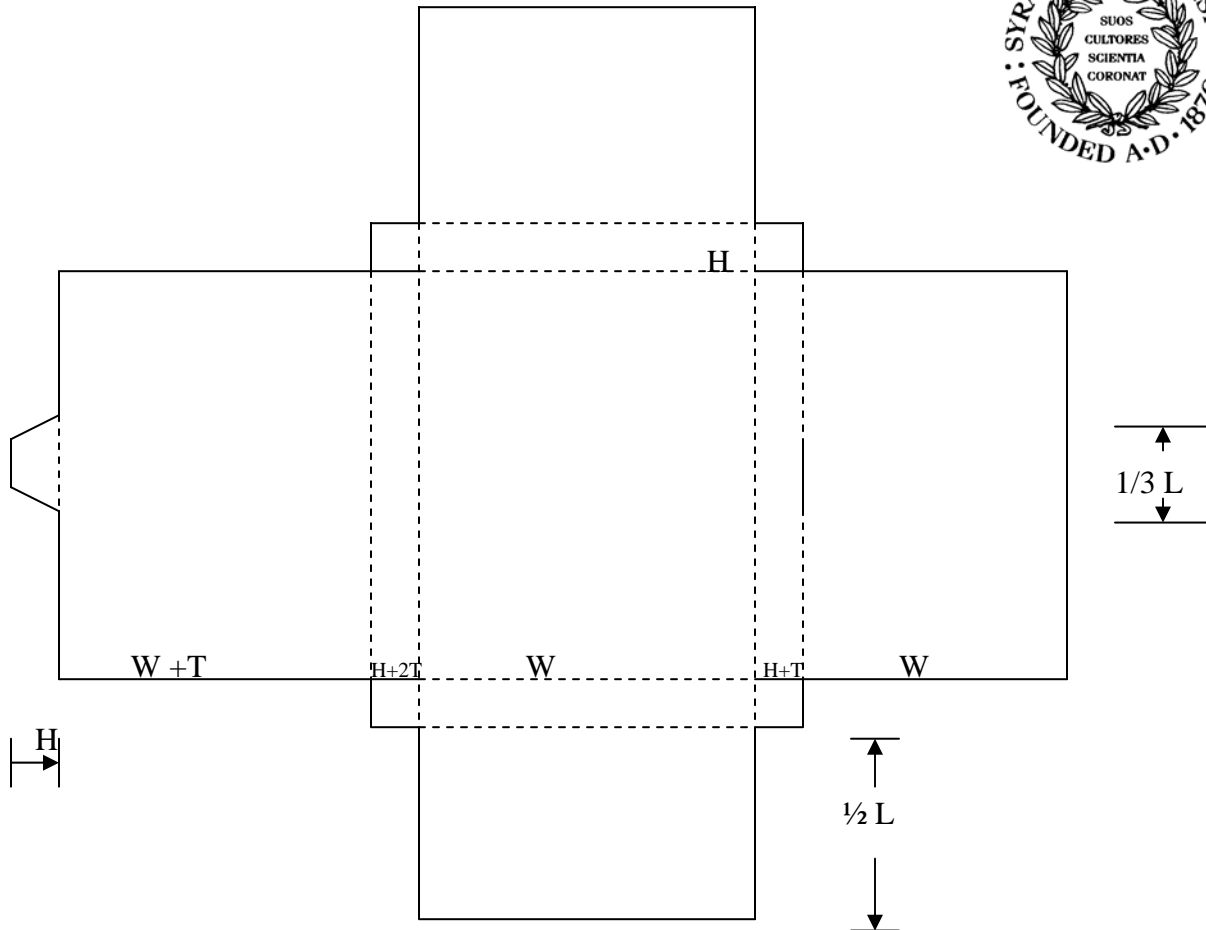
 Part of the [Art and Materials Conservation Commons](#), [Art Practice Commons](#), [Book and Paper Commons](#), and the [Library and Information Science Commons](#)

Recommended Citation

Stokoe, David J. and Department of Preservation and Conservation, ""Tuxedo" Phase Box (3 variants)" (2012). *Libraries' and Librarians' Publications*. 96.
<https://surface.syr.edu/sul/96>

This Other is brought to you for free and open access by the Libraries at SURFACE. It has been accepted for inclusion in Libraries' and Librarians' Publications by an authorized administrator of SURFACE. For more information, please contact surface@syr.edu.

1-Piece Tuxedo Box Template

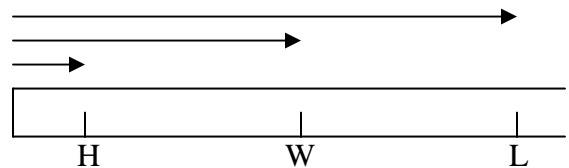


- Cut
- Fold (all folding is with crease on inside)
- L – Length of Book
- W – Width of Book
- H - Thickness of Book
- T – Thickness of Board

Materials & Tools

- .020 calendared lig free board
- Bone folder
- Scissors
- Mat knife
- Set Square & ruler
- Self-healing cutting mat

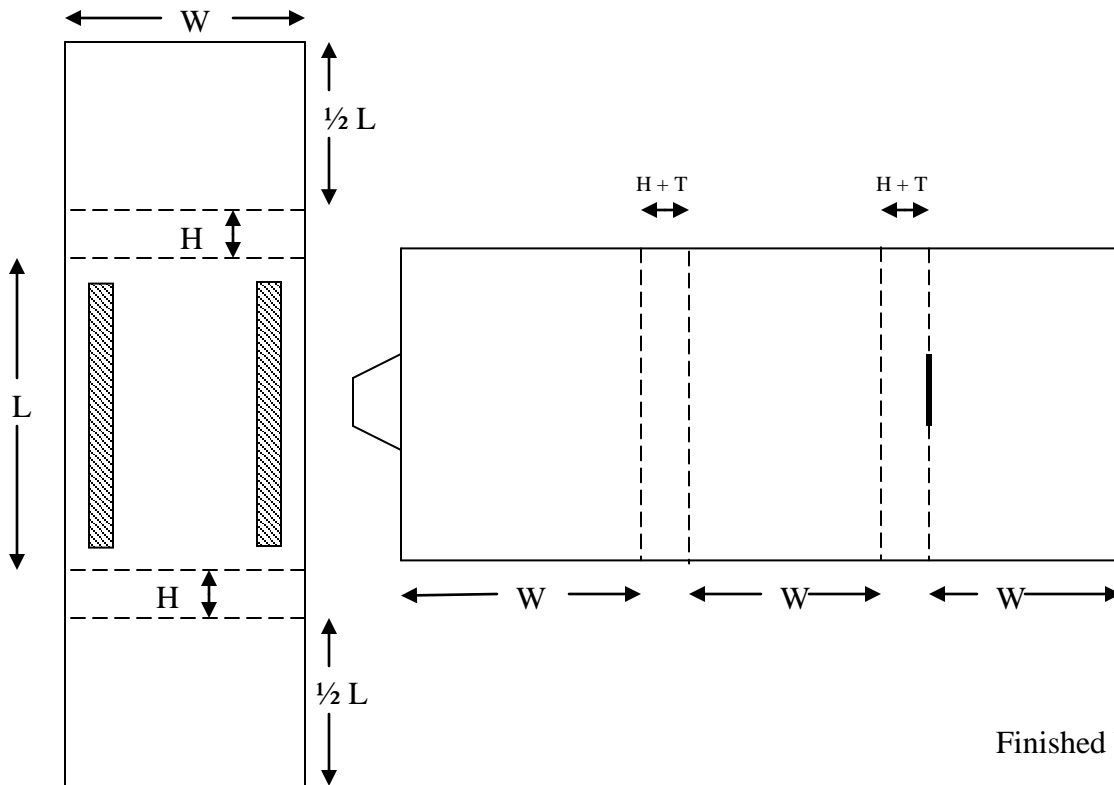
Use offcut of board to measure Length, height etc.



Syracuse University Library

Department of Preservation and Conservation Manuals

2 Piece Phase Box

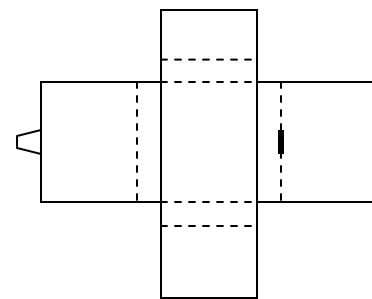


- Cut
- Fold (all folding is with crease on inside)
- L - Length of Book
- W - Width of Book
- H - Thickness of Book
- T - board thickness

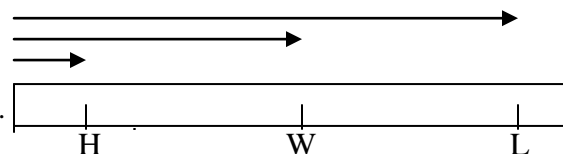
Materials & Tools

- .020 inch calendared lig free board
- Bone folder
- Scissors
- Mat knife & cutting mat
- Set Square & ruler
- Double sided pressure sensitive tape -

Finished box



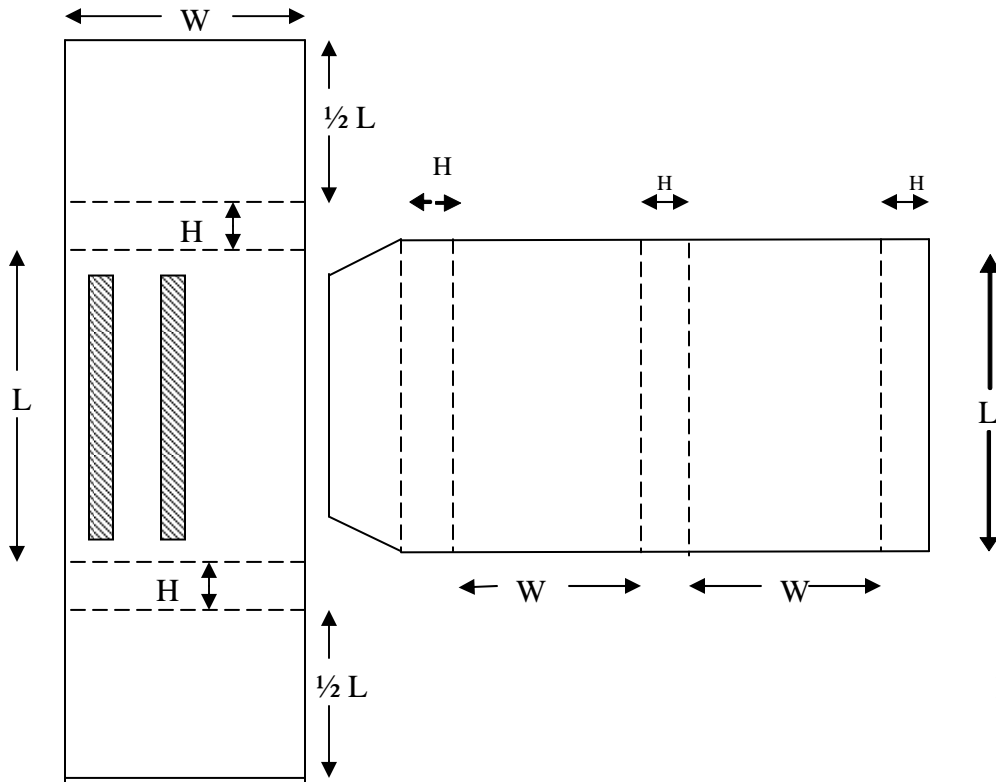
Use board off-cut to measure Length, Width & Height e.g.



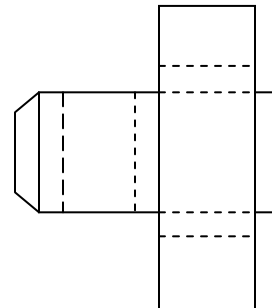
Syracuse University Library

Department of Preservation and Conservation Manuals

2 Piece Phase Box with Flap



Finished box



----- Fold (all folding is with crease on inside)

- L - Length of Book
- W - Width of Book
- H - Thickness of Book
- T - board thickness

Materials & Tools

- .020 inch calendared lig free board
- Bone folder
- Scissors
- Mat knife & cutting mat
- Set Square (or creasing jig) & ruler
- Double sided pressure sensitive tape -

Use board off-cut to measure Length, Width & Height e.g.

