

Syracuse University

SURFACE

Libraries' and Librarians' Publications


Libraries

6-4-2009

Special Formats, Innovative Preservation Storage Solutions

Peter D. Verheyen
Syracuse University

Follow this and additional works at: <https://surface.syr.edu/sul>

 Part of the [Archival Science Commons](#), [Art and Materials Conservation Commons](#), and the [Historic Preservation and Conservation Commons](#)

Recommended Citation

Verheyen, Peter D., "Special Formats, Innovative Preservation Storage Solutions" (2009). *Libraries' and Librarians' Publications*. 12.
<https://surface.syr.edu/sul/12>

This Presentation is brought to you for free and open access by the Libraries at SURFACE. It has been accepted for inclusion in Libraries' and Librarians' Publications by an authorized administrator of SURFACE. For more information, please contact surface@syr.edu.

Special Formats, Innovative Preservation Storage Solutions



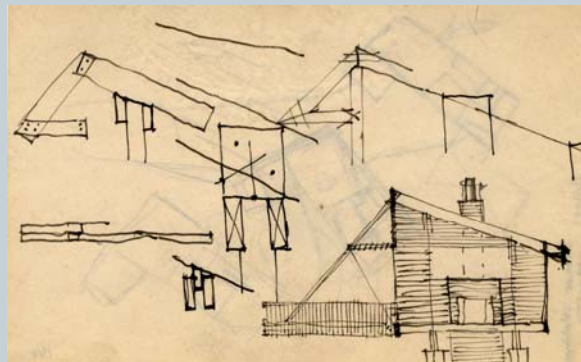
PETER D. VERHEYEN
HEAD OF PRESERVATION AND CONSERVATION
SYRACUSE UNIVERSITY LIBRARY

A PRESENTATION TO THE NEW YORK
ARCHIVES CONFERENCE AT LEMOYNE COLLEGE
4 JUNE, 2009

Architectural Collections at Syracuse



- Syracuse holds the papers of many of the leading architects of the 20th century. Among them.
 - Marcel Breuer
 - ✦ 130.0 linear ft.
 - Pietro Belluschi
 - ✦ 453.0 linear ft.
 - William Lescaze
 - ✦ 65.0 linear ft.



Marcel Breuer, Cape Cod Cottage

Peter D. Verheyen © 4 June 2009

Architectural Collections at Syracuse

- **Collections include:**
 - Correspondence
 - Writings
 - Clippings
 - Photographs
 - Original Drawings
 - Blueprint sets
- **While collections contain works that (c)ould be considered “art,” they are classed as papers and stored provided to patrons accordingly.**

Peter D. Verheyen © 4 June 2009

Architectural Collections at Syracuse

- **The oversized works**
 - Oversized was anything that did not fit in a standard document case or record storage carton.
 - Storage of these most problematic and challenging
- **Constraints**
 - Past practice / the legacy
 - Space
 - Money

Peter D. Verheyen © 4 June 2009

Storage of Architectural Materials

- **Oversized materials stored in:**
 - VERY limited flat files
 - Wrapped rolls
 - Rolls in waste cansBoxes
 - ✦ Nicely folded in folders
 - ✦ Rolls packed in large boxes
 - Wardrobe boxes and just about anything else



Peter D. Verheyen © 4 June 2009

Storage of Architectural Materials

- **Oversized materials stored in:**
 - Planhold cabinets
 - ✦ Received from architects with drawing clamped in cabinets...
 - ✦ Damaging to materials
 - Legacy tubes
 - ✦ VERY tightly rolled
 - ✦ Once out, did not fit back in...



Peter D. Verheyen © 4 June 2009

Storage Options

- **Flat files:**
 - They're works of art on paper and should be matted and stored flat...
 - ✦ Space
 - ✦ Cost
 - ✦ Staffing
- **Larger Tubes:**
 - Items wouldn't be as tightly rolled, but still dangerous to remove and reinsert.
 - ✦ However, if system was changed... An opportunity?

Peter D. Verheyen © 4 June 2009

An Opportunity

- **Acquisition of the Werner Seligman Papers**
 - ✦ Included an extensive slide collection, models, presentation boards, several boxes of photographs, specifications, competition programs, articles, newspaper clippings, reports, studies, and other items. Also included were several thousand drawings in approximately 230 cardboard tubes and bags, or in some cases, rolled with rubber bands. Blueprints, sepias, and original drawings on trace were mixed together.
 - Smaller collection(!)
 - Needed to be properly housed with few legacy issues that needed to be worked around.
 - Some money and lots of administrative support

Peter D. Verheyen © 4 June 2009

Not Options

- **Retaining original housings (or lack thereof)**
- **Flat files**
 - Too costly and inefficient in space use
 - Some items too large even for those
- **Planholds or similar**
 - Damaging to materials
 - Too costly and inefficient in space use
 - Some items too large even for those

Peter D. Verheyen © 4 June 2009

Learning From Others...

- **If we roll the drawings around the outside of a tube, then...**
 - Items easy to get off of tube
 - Not damage reinserting
 - Support items...
- This method is common for the storage of textiles.
 - ✦ Image from Gaylord Catalog



Peter D. Verheyen © 4 June 2009

And Applying To Our Needs

- Next we take that tube with the drawings wrapped around and insert into a larger one...
- Mylar wrapper to secure drawings also protects against abrasion
- Caps at both ends protect against dust...



Peter D. Verheyen © 4 June 2009

Using The Materials



Peter D. Verheyen © 4 June 2009

Comparison to Flat Files

- **Each unit holds 56 tubes in 3 linear feet of floor space**
 - Tubes nested within each other for maximum storage density
 - Easy to remove from upper rows as well supported by inner tube
 - \$2500 for 56 tube unit including construction costs
- **Flat files would require 23 linear feet of floor space for an equivalent number**
 - Files stacked 2 high @ 10 drawers each
 - Not wise to stack higher due to handling issues related to lifting out large items...
 - \$10,800 = \$1800 x 6 (double stacked 5 drawer units)

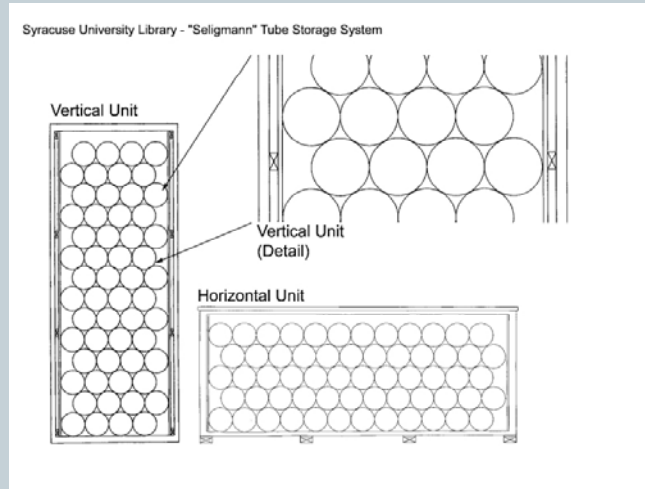
Peter D. Verheyen © 4 June 2009

The Prototype Units



Peter D. Verheyen © 4 June 2009

The Prototype Units



Peter D. Verheyen © 4 June 2009

Construction Details

- **Storage units constructed using:**
 - 3 metal shelving frames
 - 1 x 2's and 1/2" plywood
 - By reusing surplus library shelving frames, we were able to easily ensure a very rigid and stable frame and reduce overall construction costs.
- **Inner tubes cut down by 2"**
 - Ensures that small diameter tubes fit into larger tubes with caps on both ends.
 - Endcaps protect against dust, and are adhered at the far end.
 - ✦ Labeled sequentially on removable end.

Peter D. Verheyen © 4 June 2009

Phase 2

- **Based on success of original 4-unit prototype 15 additional units, 840 tubes, were constructed.**
 - Allowed return of materials stored on tables as they would not fit back into original tubes.
 - Allowed removal of legacy Planhold units
 - ✦ Materials transferred 1:1 (Planhold clamp : tube)
 - Allowed for rehousing of materials in legacy tubes

Peter D. Verheyen © 4 June 2009

Phase 2 – Clearing the Planholds



Peter D. Verheyen © 4 June 2009

Phase 2 – “The Wall”



Peter D. Verheyen © 4 June 2009

Phase 2 – “The Wall” and Beyond

- **396 tubes required to hold materials from Planholds and “piles” in Special Collections.**
- **444 tubes available**
 - Filled with materials being rehouseed from legacy tubes and other accessions stored in boxes...
- **To rehouse all materials at SUL will require an estimated 30 units beyond the 19 already in place.**

Peter D. Verheyen © 4 June 2009

SUL Resources



- Detailed article on tube storage project published in the American Institute for Conservation's *Book and Paper Group Annual, Volume 22, 2003*.
 - Article co-authored with Carolyn Davis and Debra Olson
 - Specifications for construction
 - Materials required sheet...

<http://library.syr.edu/information/preservation/Seligmann/>

Peter D. Verheyen, Head of [Preservation and Conservation](#)
Syracuse University Library
pdverhey@syr.edu | 315.443.9756

Peter D. Verheyen © 4 June 2009

Recommended Reading



Peter D. Verheyen © 4 June 2009