

South Dakota State University
**Open PRAIRIE: Open Public Research Access Institutional
Repository and Information Exchange**

Natural Resource Management Faculty Publications

Department of Natural Resource Management

4-2016

Invasive Grasses Consistently Create Similar Plant-soil Feedback Types in Soils Collected from Geographically Distant Locations

Lora B. Perkins
South Dakota State University

Gary Hatfield
South Dakota State University

Erin K. Espeland
USDA-ARS NPARL

Follow this and additional works at: https://openprairie.sdstate.edu/nrm_pubs

Part of the [Ecology and Evolutionary Biology Commons](#), and the [Plant Sciences Commons](#)

Recommended Citation

Perkins, Lora B.; Hatfield, Gary; and Espeland, Erin K., "Invasive Grasses Consistently Create Similar Plant-soil Feedback Types in Soils Collected from Geographically Distant Locations" (2016). *Natural Resource Management Faculty Publications*. 284.
https://openprairie.sdstate.edu/nrm_pubs/284

This Article is brought to you for free and open access by the Department of Natural Resource Management at Open PRAIRIE: Open Public Research Access Institutional Repository and Information Exchange. It has been accepted for inclusion in Natural Resource Management Faculty Publications by an authorized administrator of Open PRAIRIE: Open Public Research Access Institutional Repository and Information Exchange. For more information, please contact michael.biondo@sdstate.edu.

Invasive grasses consistently create similar plant–soil feedback types in soils collected from geographically distant locations

Lora B. Perkins^{1,*}, Gary Hatfield² and Erin K. Espeland³

¹ Department of Natural Resource Management, South Dakota State University, 1 N. Campus Dr., Brookings, SD 57007, USA

² Department of Mathematics and Statistics, South Dakota State University, 100 Admin Lane, Brookings, SD 57007, USA

³ Pest Management Research Unit, USDA-ARS NPARRL, 1500 North Central Ave, Sidney, MT 59270, USA

*Correspondence address. Department of Natural Resource Management, South Dakota State University, 1 N. Campus Dr., Brookings, SD 57007, USA. Tel: +1-605-688-6970; Fax: +1-605-688-4515; E-mail: perkinslb@gmail.com

Abstract

Aims

Plants of similar life forms and closely related species have been observed to create similar types of plant–soil feedbacks (PSFs). However, investigations of the consistency of PSFs within species have not yielded clear results. For example, it has been reported that species create different types of PSFs in their native and introduced ranges. The aim of this project is to examine if four species create similar PSF types from soils collected from widely distributed areas within their introduced range. The soil for this project was collected from three areas in western North America. With this design, we aim to determine species- and site-specific ability to create PSFs and if the type of PSF created is consistent in all soil from all three collection areas. The species examined are *Agropyron cristatum*, *Centaurea solstitialis*, *Poa pratensis* and *Taeniatherum caput-medusae*.

Methods

We used three-field collected soils (from northern Nevada, western Montana and eastern Montana) in a two-phase greenhouse experiment to quantify the type of PSFs created by four invasive species. The first phase was a conditioning phase wherein each invasive species created species-specific changes to the soil. The second phase of the experiment was the response phase wherein both

the conditioning species and a native phytometer were grown in the conditioned soil and in unconditioned (control) soil. The final aboveground biomass was used to evaluate the effect of conditioning and to determine the type of PSF created by each invasive species.

Important Findings

Our results suggest that three of our four study species did show consistency in relation to PSF. Two species *A. cristatum* and *T. caput-medusae* consistently created PSF types that benefit conspecifics more than heterospecifics (and thus are ‘invasive’ PSF types) and *P. pratensis* consistently exhibited no, or ‘neutral’, feedbacks. The fourth species (*C. solstitialis*) was inconsistent: in one soil, no feedback was created; in other soil, an invasive PSF was created and in the last soil, a feedback that relatively benefited the native phytometer was created. Thus, PSFs appear to uniformly contribute to the success of two species (*A. cristatum* and *T. caput-medusae*) but not *C. solstitialis* nor *P. pratensis*.

Keywords: plant–soil feedback, invasion, niche construction

Received: 6 November 2014, Revised: 20 April 2015, Accepted: 26 April 2015

INTRODUCTION

Plant–soil feedback (PSF) is one form of ecosystem engineering (Jones *et al.* 1994) wherein plants modify their environment in a manner that affects subsequent plant performance. Creating PSF is a two-step process. The first step is alteration of the soil environment by plants (‘soil conditioning’;

Bever *et al.* 1997). During growth, plants actively alter both soil nutrients and the soil microbial community (Bever *et al.* 2013; Johnson *et al.* 2007; Jordan *et al.* 2012; Kourtev *et al.* 2003; Perkins *et al.* 2011; Wardle *et al.* 2004). The second step is the response of the subsequent generation of plants to this soil conditioning (Bever *et al.* 1997). Creating a favorable PSF results in greater invasive potential by increasing individual

performance, population growth and/or competitive ability (Cuddington and Hastings 2004; Kylafis and Loreau 2008; Perkins and Nowak 2012). The PSF Hypothesis of Invasion asserts that a plant species with the ability to modify its soil environment in a manner that increases subsequent conspecific performance more than heterospecific performance is more invasive than species without that ability (Bever et al. 2010; Levine et al. 2006; Suding et al. 2013).

Of the five potential types of PSF (conspecific negative, heterospecific negative, conspecific positive, heterospecific positive and neutral), only two (conspecific positive and heterospecific negative) allow a plant to gain advantage within the recipient community and can be considered ‘invasive PSF types’ (Fig. 1). Theoretical frameworks (Bever et al. 1997) and empirical evidence (Perkins and Nowak 2013) suggest that many plant species exhibit negative feedbacks by altering soil conditions in a manner that decrease subsequent performance (e.g. plants in the next generation are smaller than plants in the conditioning generation). However, the response of subsequent generation may depend on species identity. A conspecific negative feedback occurs when the species that conditioned the soil incur a larger negative response than other species and a heterospecific negative feedback occurs when other species experience a larger negative response

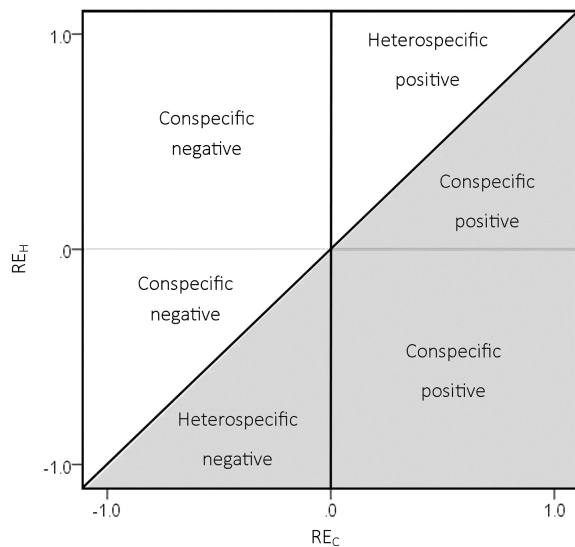


Figure 1: diagram of four potential PSF types from Perkins and Nowak (2013b) in the two-dimensional space of RE values.

$$RE = \frac{(b_c) - (b_u)}{(b_c) + (b_u)}$$

where b the biomass of either the heterospecific (for the RE_H calculation) or the conspecific (for the RE_C calculation) in conditioned (b_c) or unconditioned (b_u) soils. A positive RE value indicates that a species produced more biomass in the conditioned soil compared to unconditioned soil, and a negative value indicates that a species produced less biomass in the conditioned soil compared to the unconditioned soil. The shaded gray area indicates invasive PSF types.

than the species that conditioned the soil. Some species alter soil conditions in a manner that increase subsequent plant growth (Klironomos 2002) creating positive PSF types. This increase in growth of the subsequent community can be species-specific; a heterospecific positive feedback occurs when other species experience a larger positive response compared to the species that conditioned the soil and a conspecific positive feedback occurs when the species that conditioned the soil has the largest positive response (Fig. 1). Some changes in soil conditions result in no growth differences in subsequent communities (i.e. plants create a neutral feedback). For example, *Ranunculus repens* (Harrison and Bardgett 2010) has been observed to significantly affect soil characteristics, but not in a manner that influenced growth of subsequent generations. Thus, despite the altered soil conditions (step 1 occurred), a neutral PSF was created because the changes in the soil did not affect subsequent plant growth (step 2 did not occur).

Accumulating evidence suggests interspecific consistency in PSF creation exists; e.g. plants of similar life forms (e.g. grasses) create similar types of PSF (Meisner et al. 2014) as do closely related species (Anacker et al. 2014). However, intraspecific consistency in PSF creation has not been observed. Both different accessions and different populations of a single species create different types of PSF (Bukowski and Petermann 2014; Felker-Quinn et al. 2011). Plants have been observed to create different PSFs in soils collected from extremely distant locations, generally native and invasive ranges (Gundale et al. 2014; Maron et al. 2014). For example, *Pinus contorta* did not create the same PSF in soils collected in western Canada (native range) and Sweden (invaded range, Gundale et al. 2014), nor did a suite of six invasive species create consistent PSFs in soils collected in Europe (native ranges) and North America (invaded ranges, Maron et al. 2014). The difference in type of PSF created between home ranges and invasive ranges has been interpreted to suggest that PSFs may contribute to biological invasions and habitat invasibility (Maron et al. 2014; Zuppinger-Dingley et al. 2011). Building on this, we question the consistency in PSF created by a single species when soils differ. To further test the species and site specificity of PSF, we suggest that invasive type PSFs may be consistently created within the invaded range. Some evidence is available that supports this suggestion. For example, three of four invasive species created consistent PSF types in two geographically close but distinct soil types within their invaded ranges (Perkins and Nowak 2013). Here, we extend this research to more geographically distant soils.

MATERIALS AND METHODS

In order to test PSF consistency, we grew four species invasive in North America in soils collected from three distinct geographically distant collection areas. We conducted a controlled environment experiment in a glasshouse in Reno, Nevada USA using soil collected from natural rangeland locations in northern Nevada (Area 1), western Montana (Area 2) and

eastern Montana (Area 3). Soils were sieved to remove coarse fragments, homogenized and potted into SC10 Super pots (Stuewe and Sons, Corvallis, OR, USA). A sample of each soil was sent to Midwest Laboratories Inc., Omaha, NE, USA, for nutrient and textural analysis. For the duration of the experiment, glasshouse conditions were set to mimic outdoor conditions with diurnal temperature fluctuation between 7°C and 24°C and ambient light. Distilled water and careful and attentive watering were used to maintain pots near field capacity. Pots were frequently and randomly rearranged in the glasshouse to compensate for any environmental variation. The two-phase factorial experimental design (Fig. 2) included four invasive species (*Agropyron cristatum* (L.) Gaertn., *Centaurea solstitialis* L., *Poa pratensis* L. and *Taeniatherum caput-medusae* (L.) Nevski), soil from three areas either conditioned or unconditioned in the first phase (see below), and planted in the second phase with a ‘response’ species: either the species that conditioned the soil or a heterospecific native phytometer (four invasive species × three soils × two conditioning treatments × two response species). This entire design was replicated six times.

The two-phase experiment proceeded as follows. The first phase was the ‘conditioning’ generation wherein a first generation of invasive species was grown to induce species-specific changes in soil conditions. Several seeds were planted in each pot and seedlings were thinned to one plant per pot. A subset of pots was left unplanted but otherwise treated the same to provide unconditioned control soil. Soils were conditioned with the invasive species *A. cristatum*, *C. solstitialis*, *P. pratensis* or *T. caput-medusae*. After 80 days of the first phase, aboveground biomass of the conditioning plant was removed. Soil conditioned by a single species were then thoroughly mixed (to provide a homogenous treatment) within each replicate (to avoid pseudoreplication) and the soil was repotted. The second phase was immediately planted. These methods are similar to many other PSF experiments (Bever *et al.* 1997; Casper *et al.* 2008; Jordan *et al.* 2008; Kulmatiski *et al.* 2011; Perkins and Nowak 2012; Perkins and Nowak 2013). The second phase was the ‘response’ generation wherein a second generation of plants, either the conspecific conditioning species or a heterospecific

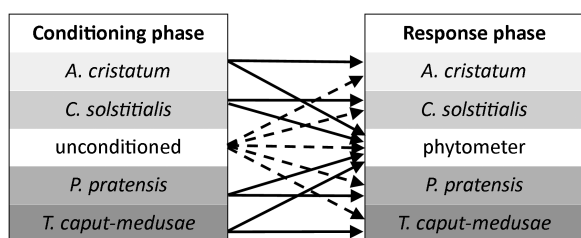


Figure 2: diagram of conditioning and response phase of the experiment. In the conditioning phase of the experiment, four invasive species were used to condition soil and some soil was left unplanted for an unconditioned control. In the response phase, each invasive species was grown in its own soil and in unconditioned soil. The phytometer was grown in every soil from the conditioning phase.

native species common in all soil collection areas (*Koeleria macrantha* (Ledeb.) Schult.) was grown to assess the effects of soil conditions on subsequent plant growth. Hereafter we refer to *K. macrantha* as the phytometer species. Again, for the response generation, several seeds were planted per pot, pots were thinned to one seedling each, and pots with no establishment were reseeded at 7 days as needed. The response generation grew for 80 days after which the aboveground biomass was removed, dried for over 24 h at 70°C and weighed.

A relative effect (RE) index was calculated to examine the effect of PSF on the response generation while controlling for differences in soil fertility and resulting absolute plant size. The RE index is an adaptation of the R_{ij} index which has been used for plant interactions and has strong mathematical and statistical properties (i.e. it is symmetrical around zero, is linear and has no discontinuities in its range Armias *et al.* 2004; Brinkman *et al.* 2010). RE was calculated in each soil type conditioned by each invasive species for each response species separately using the following formula.

$$RE = \frac{(b_c) - (b_u)}{(b_c) + (b_u)}$$

Where b_c is the biomass produced in the conditioned and b_u is the mean biomass produced in unconditioned soil. RE_C (RE conspecific) is the relative response of each invasive species to its own conditioned soil and RE_H (RE heterospecific) is the relative response of the phytometer. A positive RE value indicates that a species produced more biomass in the conditioned soil compared to unconditioned soil, and a negative value indicates that a species produced less biomass in the conditioned soil compared to the unconditioned soil.

Data were analyzed with JMP Pro 10 (JMP Pro, Version 10. SAS Institute Inc., Cary, NC, USA). Preliminary data analyses included boxplots to check for outliers and an assessment of homogeneity of variance. No data were excluded and the null hypothesis of homogeneous variances was not rejected at a 0.01 significance level for all soil and species combinations except for soil = Area 1 and species = *P. pratensis*. Analysis of variance (ANOVA) was used to test the effects of soil, species and their interaction. For ANOVA analysis with unbalanced data and two effects, least squares means are used to estimate population marginal means. Two sample *t* tests assuming unequal population variances were used to compare RE values to each other and to zero.

RESULTS

Soils from all three collection areas had different characteristics (Table 1) and soil collection area significantly impacted conspecific and phytometer biomass as well as RE_H but not RE_C (Table 2). Area 3 soil was relatively unproductive (Fig. 3). Generally, the invaders produced more biomass than the phytometer and cumulatively the most biomass was produced in Area 2 soil.

The identity of the conditioning species significantly affected conspecific biomass and native phytometer biomass as well as RE_H and RE_C (Table 2). In soil from all three collection areas conditioned by *A. cristatum* (Table 2, Fig. 4 triangles) RE_C was greater than RE_H , consistent with invasive types PSF (Table 3). Thus, invasive PSF types were created by *A. cristatum* in all soils collected from its currently invaded range. RE values in soil conditioned by *C. solstitialis* tended to be negative, but there no consistent PSF type was created (Tables 2 and 3; Fig. 4 circles). Soils conditioned by *P. pratensis* never had an RE value significantly different from zero nor were RE_H and RE_C ever significantly different from each other (Table 2) thus *P. pratensis* always created neutral PSFs (Table 3). In soil conditioned by *T. caput-medusae*, RE_H values were less than RE_C values in the Areas 2 and 3 soil (Table 2; Fig. 4 squares). Despite replanting and careful tending, too few phytometer plants grew in Area 1 soil conditioned by *T. caput-medusae* for statistical analysis. Thus in soils from two collection areas, *T. caput-medusae* created invasive PSF types and if we consider failure to grow a decisive example of a negative PSF, invasive PSF types were created by *T. caput-medusae* in soils from all three areas (Table 3).

DISCUSSION

PSFs were consistent for three of the four species included in this study. *A. cristatum* and *T. caput-medusae* consistently created invasive PSF types in soils from three collection areas and *P. pratensis* consistently created neutral PSFs. *C. solstitialis* was the only species that was inconsistent, creating a neutral PSF, a conspecific negative feedback that would not contribute to invasion and a heterospecific negative feedback that is an invasive PSF type. These results suggest that PSF creation may uniformly contribute to the invasive potential of *A. cristatum* and *T. caput-medusae* but not *C. solstitialis* nor *P. pratensis*.

Conspecific negative PSF is the most commonly reported type of PSF (Bever et al. 1997; Kulmatiski et al. 2008).

Table 1: soil properties of soil from each collection area prior to experimental soil conditioning

	Area 1	Area 2	Area 3
Texture	Sandy loam	Sandy loam	Loam
pH	6.5	6.4	8.1
N (ppm NO ₃ -N)	7	14	4
P (ppm)	80	37	7
K (ppm)	216	274	181
Mg (ppm)	180	173	338
Ca (ppm)	1592	1740	2763
S (ppm)	9	9	60
Mn (ppm)	32	12	3
Fe (ppm)	54	39	11
Cu (ppm)	2.3	0.8	0.7

However, many PSF studies do not include heterospecific phytometers and only examine conspecific performance, which increases the probability of finding negative PSF (Kulmatiski et al. 2008). If we had only examined conspecific performance, we would have determined that *C. solstitialis*, *P. pratensis* and *T. caput-medusae* would have exhibited negative PSFs. However, it is the RE of the PSF on both conspecific and heterospecific performance that influences community dynamics and invasive potential. Thus, we included a heterospecific native phytometer species in our experiment. The impact of PSF on the growth of neighboring heterospecifics may have profound effects on plant community composition when vegetation dynamics are driven by competition (Tilman 1994) and ultimately influence population growth of invasive species (Cuddington and Hastings 2004). Phytometer species are often used as a common indicator for treatments in competition (Gaudet and Keddy 1995; Wardle et al. 1998), environmental gradient (e.g. nutrient limitation; Laliberte et al. 2012) and PSF (Bartelt-Ryser et al. 2005) experiments. Often studies use agricultural species as a phytometer. However, we chose *K. macrantha* as our native phytometer for three reasons: (i) because perennial grasses are the dominant life history form in the semiarid western US and are extremely economically important for livestock production; (ii) because *K. macrantha* is one of the few native perennial grass species that is common at all three sites and (iii) because *K. macrantha* is often used in revegetation where interference from invasive species can be strong (D'Antonio and Meyerson 2002). Further tests of the importance of PSF in facilitating invasion should improve upon this method by using multiple phytometer species, focus

Table 2: results from ANOVA on the effects of soil collection area (soil), conditioning species (species) and conditioning and their interactions on native biomass, conspecific biomass, RE_H and RE_C

Factors	Native biomass			Conspecific biomass		
	F	df	P	F	df	P
Soil	10.87	2	<0.001	124.43	2	<0.001
Species	6.08	3	0.003	38.23	3	<0.001
Soil * species	1.01	6	0.37	13.27	6	<0.001
Conditioning	1.14	1	0.29	0.09	1	0.76
Soil * conditioning	0.44	2	0.65	3.23	2	0.04
Species * conditioning	5.98	3	<0.001	16.78	3	<0.001
Soil * species * conditioning	0.83	6	0.55	6.19	6	<0.001
				RE_H		RE_C
Soil	0.26	2	0.78	8.63	2	<0.001
Species	24.91	3	<0.001	37.21	3	<0.001
Soil * species	4.08	6	0.003	15.42	6	<0.001

RE is an index that examines the effect of PSF on the response generation while controlling for differences in soil fertility and resulting absolute plant size. Because conditioning is controlled for in the relative index (RE_H and RE_C) so conditioning is not a factor included in that analysis. Significant *P* values are bolded.

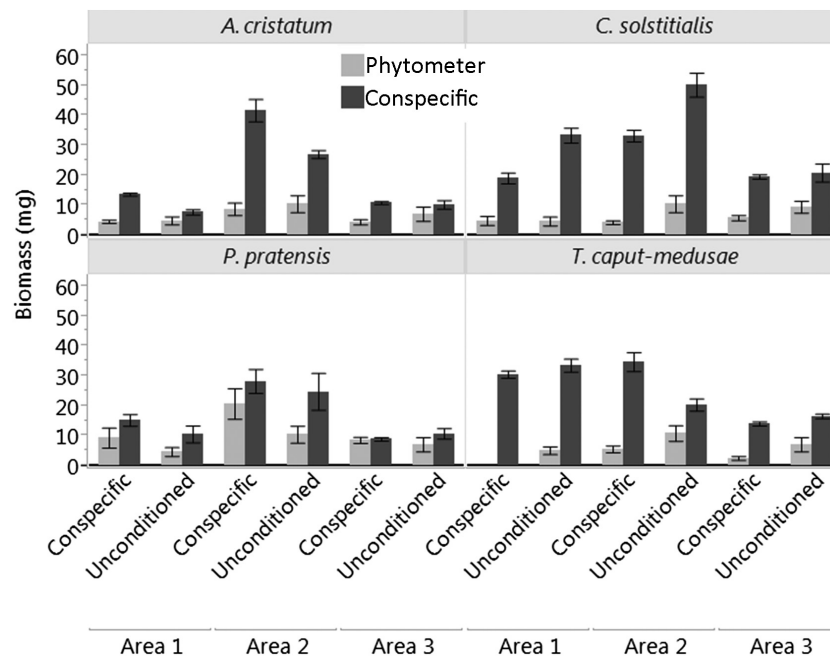


Figure 3: response generation biomass produced by invaders and the heterospecific native phytometer in unconditioned soil (previously unoccupied) and in soil conditioned by each invader in soils from three collection areas (Area 1, Area 2, Area 3). Each invader (*A. cristatum*, *C. solstitialis*, *P. pratensis* and *T. caput-medusae*) was only grown in unconditioned soil and conspecific conditioned soil (not soil conditioned by other invaders). Error bars indicate 1 SE.

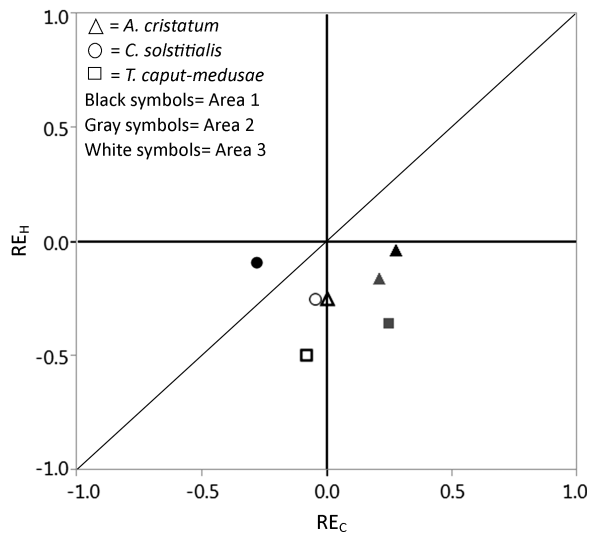


Figure 4: nonneutral PSFs plotted in RE value space (see Fig. 1).

on effects of other species in the community (Kulmatiski *et al.* 2011) and on initial abundance (Suding *et al.* 2013) and density (Levine *et al.* 2006) of invasive species.

Our results are consistent with accumulating evidence suggests that PSF may contribute to the invasive potential of *A. cristatum* (Jordan *et al.* 2008; Perkins *et al.* 2011; Perkins and Nowak 2013). Previous work that found *A. cristatum* produces a self-facilitatory feedback wherein conspecific plant biomass production was more than double in soil conditioned by

A. cristatum compared to soil that was conditioned by native species (Jordan *et al.* 2008). Our results suggest that PSF does not uniformly contribute to the invasive potential of *C. solstitialis* or *P. pratensis*. Thus, PSF is likely unimportant in the invasion dynamics of these species. Cumulatively, this result combined with previous work suggest that the invasion of *C. solstitialis* is not consistently driven by PSFs and may be more related to species interactions and environmental conditions (Andonian *et al.* 2011; Andonian and Hierro 2011; Spencer *et al.* 2011; Young *et al.* 2011). Previous research has investigated allelopathy for a congener (*Centaurea stoebe* or *Centaurea maculosa*) of our study species (Aschehoug *et al.* 2014; Ridenour and Callaway 2001); however, no evidence of allelopathy has been found for *C. solstitialis* (Qin *et al.* 2007) and we did not investigate any aspects of allelopathy in our study. Our study is consistent with others (Jordan *et al.* 2012) who report that *P. pratensis* does not condition soils (specifically, alter soil fungi) differently than other invasive and native species.

Multi-site and multi-species studies, such as this one, have been proposed as one research direction that could overcome inadequacies of past research and improve predictive power and theoretical integration in invasion ecology (Kueffer *et al.* 2013). Although we did not examine PSF in soils collected from uninvaded and invaded areas for all four species and we only used one native phytometer, our study provides a technique for assessing the likelihood of further range expansion in any invasion where soil-mediated ecological interactions contribute to invasion. Many studies of invasive plant species focus on local-scale invasion dynamics due to the complexity

Table 3: mean RE values (SE), type of PSF generated by each species in each area and results from *t* tests

Invasive species	Area	RE _H	RE _C	Type of PSF
<i>A. cristatum</i>	Area 1	−0.04 (0.06) ^a	0.28 (0.02) ^{†b}	<i>Conspecific positive</i>
	Area 2	−0.16 (0.13) ^a	0.21 (0.04) ^{†b}	<i>Conspecific positive</i>
	Area 3	−0.25 (0.09) [*]	0.03 (0.02)	<i>Heterospecific negative</i>
<i>C. solstitialis</i>	Area 1	−0.09 (0.18)	−0.28 (0.04) [*]	Conspecific negative
	Area 2	−0.43 (0.06) [*]	−0.21 (0.03) [*]	Neutral
	Area 3	−0.25 (0.07) ^{†a}	−0.03 (0.02) ^b	<i>Heterospecific negative</i>
<i>P. pratensis</i>	Area 1	0.19 (0.20)	0.16 (0.06)	Neutral
	Area 2	0.22 (0.13)	0.04 (0.08)	Neutral
	Area 3	0.08 (0.06)	−0.10 (0.03)	Neutral
<i>T. caput-medusae</i>	Area 1	**	−0.05 (0.02)	<i>Heterospecific negative</i>
	Area 2	−0.36 (0.09) ^{†a}	0.25 (0.04) ^{†b}	<i>Conspecific positive</i>
	Area 3	−0.49 (0.10) ^{†a}	−0.08 (0.03) ^b	<i>Heterospecific negative</i>

Bold areas indicate that it is within the invasive species currently invaded range. RE_H and RE_C values within a row that are followed by different letters are significantly different from each other. Values indicated with a * are significantly different from zero. ** indicates that too few plants established for analysis. Invasive types of PSF are italicized.

of measuring ecological interactions at multiple field sites. There can be many ecological interactions that promote invasive species. Our study design allowed a unique opportunity to evaluate one specific process (PSF) in four invasive species and thus, to generate information that contributes to our larger knowledge base of the drivers of invasion (Kueffer et al. 2013). Our use of whole soil added ecological realism to our study of invasive potential in the greenhouse. We did not delve into the specific biotic or abiotic mechanisms that create the PSF (i.e. soil microbial community or soil nutrients).

Our results suggest that invasive PSFs are an ecological interaction that depends both on species identity and soil context. Only two of the four invasive species tested in this experiment consistently created invasive PSF types. This result is similar to results of other interactions or traits that contribute to invasive potential such as competitive ability (Vila and Weiner 2004), phenotypic plasticity (Palacio-López and Gianoli 2011) and dispersal ability (Flores-Moreno et al. 2013) to species invasion. Further, it is likely that these interactions or traits may interact with one another such as PSFs impacting competitive ability (Perkins and Nowak 2012) or PSF enabling a less competitive species to coexist with a highly competitive species (Zuppinge-Dingley et al. 2011). Combining process-based experiments with multiple species and a range of habitat types permits the examination of species and ecological dependence of interactions whose outcomes are the dominance of invasive species concomitant with native species suppression. Through these types of experiments, we may be able to begin to predict the dynamics and impacts of further range expansion in species that have already demonstrated invasive capacity.

FUNDING

South Dakota Agricultural Experiment Station; Nevada Agricultural Experiment Station.

ACKNOWLEDGEMENTS

We thank Maureen O'Mara for technical assistance and J. Gaskin, N. Jordan and anonymous reviewers for comments on the manuscript. Beth Redlin provided expert graphical support. Mention of trade names or commercial products in this publication is solely for the purpose of providing specific information and does not imply recommendation or endorsement by the US Department of Agriculture. *Conflict of interest statement.* None declared.

REFERENCES

- Anacker BL, Klironomos JN, Maherali H, et al. (2014) Phylogenetic conservatism in plant-soil feedback and its implications for plant abundance. *Ecol Lett* **17**:1613–21.
- Andonian K, Hierro JL (2011) Species interactions contribute to the success of a global plant invader. *Biol Invas* **13**:2957–65.
- Andonian K, Hierro JL, Khetsuriani L, et al. (2011) Range-expanding populations of a globally introduced weed experience negative plant-soil feedbacks. *PLOS ONE* **6**:e20117.
- Armas C, Ordiales R, Pugnaire FI (2004) Measuring plant interactions: a new comparative index. *Ecology* **85**:2682–6.
- Aschehoug ET, Callaway RM, Newcombe G, et al. (2014) Fungal endophyte increases the allelopathic effects of an invasive forb. *Oecologia* **175**:285–91.
- Bartelt-Ryser J, Joshi J, Schmid B, et al. (2005) Soil feedbacks of plant diversity on soil microbial communities and subsequent plant growth. *Perspect Plant Ecol Evol Syst* **7**:27–49.
- Bever JD, Broadhurst LM, Thrall PH (2013) Microbial phylotype composition and diversity predicts plant productivity and plant-soil feedbacks. *Ecol Lett* **16**:167–74.
- Bever JD, Dickie IA, Facelli E, et al. (2010) Rooting theories of plant community ecology in microbial interactions. *Trends Ecol Evol* **25**:468–78.
- Bever JD, Westover KM, Antonovics J (1997) Incorporating the soil community into plant population dynamics: the utility of the feedback approach. *J Ecol* **85**:561–73.

- Brinkman EP, Van der Putten WH, Bakker EJ, *et al.* (2010) Plant-soil feedback: experimental approaches, statistical analyses and ecological interpretations. *J Ecol* **98**:1063–73.
- Bukowski AR, Petermann JS (2014) Intraspecific plant-soil feedback and intraspecific overyielding in *Arabidopsis thaliana*. *Ecol Evol* **4**:2533–45.
- Casper BB, Bentivenga SP, Ji BM, *et al.* (2008) Plant-soil feedback: testing the generality with the same grasses in serpentine and prairie soils. *Ecology* **89**:2154–64.
- Cuddington K, Hastings A (2004) Invasive engineers. *Ecol Model* **178**:335–47.
- D'Antonio C, Meyerson LA (2002) Exotic plant species as problems and solutions in ecological restoration: a synthesis. *Restor Ecol* **10**:703–13.
- Felker-Quinn E, Bailey JK, Schweitzer JA (2011) Soil biota drive expression of genetic variation and development of population-specific feedbacks in an invasive plant. *Ecology* **92**:1208–14.
- Flores-Moreno H, Thomson FJ, Warton DI, *et al.* (2013) Are introduced species better dispersers than native species? A global comparative study of seed dispersal distance. *PLOS ONE* **8**:e68541.
- Gaudet CL, Keddy PA (1995) Competitive performance and species distribution in shoreline plant communities: a comparative approach. *Ecology* **76**:280–91.
- Gundale MJ, Kardol P, Nilsson M-C, *et al.* (2014) Interactions with soil biota shift from negative to positive when a tree species is moved outside its native range. *New Phytol* **202**:415–21.
- Harrison KA, Bardgett RD (2010) Influence of plant species and soil conditions on plant-soil feedback in mixed grassland communities. *J Ecol* **98**:384–95.
- Johnson DW, Dijkstra FA, Cheng W (2007) The effects of *Glycine max* and *Helianthus annuus* on nutrient availability in two soils. *Soil Biol Biochem* **39**:2160–3.
- Jones CG, Lawton JH, Shachak M (1994) Organisms as ecosystem engineers. *Oikos* **69**:373–86.
- Jordan NR, Aldrich-Wolfe L, Huerd SC, *et al.* (2012) Soil-occupancy effects of invasive and native grassland plant species on composition and diversity of mycorrhizal associations. *Invas Plant Sci Manag* **5**:494–505.
- Jordan NR, Larson DL, Huerd SC (2008) Soil modification by invasive plants: Effects on native and invasive species of mixed-grass prairies. *Biol Invas* **10**:177–90.
- Klironomos JN (2002) Feedback with soil biota contributes to plant rarity and invasiveness in communities. *Nature* **417**:67–70.
- Kourtev PS, Ehrenfeld JG, Haggblom M (2003) Experimental analysis of the effect of exotic and native plant species on the structure and function of soil microbial communities. *Soil Biol Biochem* **35**:895–905.
- Kueffer C, Pyšek P, Richardson DM (2013) Integrative invasion science: model systems, multi-site studies, focused meta-analysis and invasion syndromes. *New Phytol*. **200**:615–33.
- Kulmatiski A, Beard KH, Stevens JR, *et al.* (2008) Plant-soil feedbacks: a meta-analytical review. *Ecol Lett* **11**:980–92.
- Kulmatiski A, Heavilin J, Beard KH (2011) Testing predictions of a three-species plant-soil feedback model. *J Ecol* **99**:542–50.
- Kylafis G, Loreau M (2008) Ecological and evolutionary consequences of niche construction for its agent. *Ecol Lett* **11**:1072–81.
- Laliberte E, Turner BL, Costes T, *et al.* (2012) Experimental assessment of nutrient limitation along a 2-million-year dune chronosequence in the south-western Australia biodiversity hotspot. *J Ecol* **100**:631–42.
- Levine JM, Pачepsky E, Kendall BE, *et al.* (2006) Plant-soil feedbacks and invasive spread. *Ecol Lett* **9**:1005–14.
- Maron JL, Klironomos J, Waller L, *et al.* (2014) Invasive plants escape from suppressive soil biota at regional scales. *J Ecol* **102**:19–27.
- Meisner A, Hol WHG, de Boer W, *et al.* (2014) Plant-soil feedbacks of exotic plant species across life forms: a meta-analysis. *Biol Invas* **16**:2551–61.
- Palacio-López K, Gianoli E (2011) Invasive plants do not display greater phenotypic plasticity than their native or non-invasive counterparts: a meta-analysis. *Oikos* **120**:1393–1401.
- Perkins LB, Johnson DW, Nowak RS (2011) Plant-induced changes in soil nutrient dynamics by native and invasive grass species. *Plant Soil* **345**:365–74.
- Perkins LB, Nowak RS (2012) Soil conditioning and plant-soil feedbacks affect competitive relationships between native and invasive grasses. *Plant Ecol* **213**:1337–44.
- Perkins LB, Nowak RS (2013) Native and non-native grasses generate common types of plant-soil feedbacks by altering soil nutrients and microbial communities. *Oikos* **122**:199–208.
- Qin B, Lau JA, Kopshever J, *et al.* (2007) No evidence for root-mediated allelopathy in *Centaurea solstitialis*, a species in a commonly allelopathic genus. *Biol Invas* **9**:897–907.
- Ridenour WM, Callaway RM (2001) The relative importance of allelopathy in interference: the effects of an invasive weed on a native bunchgrass. *Oecologia* **126**:444–50.
- Spencer D, Enloe S, Liow P-S, *et al.* (2011) Does superior competitive ability explain yellow starthistle's (*Centaurea solstitialis*) successful invasion of annual grasslands in California? *Invas Plant Sci Manag* **4**:284–95.
- Suding KN, Harpole WS, Fukami T, *et al.* (2013) Consequences of plant-soil feedbacks in invasion. *J Ecol* **101**:298–308.
- Tilman D (1994) Competition and biodiversity in spatially structured habitats. *Ecology* **75**:2–16.
- Vila M, Weiner J (2004) Are invasive plant species better competitors than native plant species? Evidence from pair-wise experiments. *Oikos* **105**:229–38.
- Wardle DA, Bardgett RD, Klironomos JN, *et al.* (2004) Ecological linkages between aboveground and belowground biota. *Science* **304**:1629–33.
- Wardle DA, Barker GM, Bonner KI, *et al.* (1998) Can comparative approaches based on plant ecophysiological traits predict the nature of biotic interactions and individual plant species effects in ecosystems? *J Ecol* **86**:405–20.
- Young SL, Kyser GB, Barney JN, *et al.* (2011) The role of light and soil moisture in plant community resistance to invasion by yellow starthistle (*Centaurea solstitialis*). *Restor Ecol* **19**:599–606.
- Zuppinger-Dingley D, Schmid B, Chen Y, *et al.* (2011) In their native range, invasive plants are held in check by negative soil-feedbacks. *Ecosphere* **2**:10.1890/ES11-00061.1.