

8-1-2014

## U.S. Fixed Broadband Access: A Statistical Portrait

Stewart Schley  
*University of New Hampshire*

Rouzbeh Yassini  
*University of New Hampshire, Rouzbeh.Yassini@unh.edu*

Follow this and additional works at: <https://scholars.unh.edu/bcoe>

---

### Recommended Citation

Schley, Stewart and Yassini, Rouzbeh, "U.S. Fixed Broadband Access: A Statistical Portrait" (2014). *Broadband Center of Excellence*. 40.  
<https://scholars.unh.edu/bcoe/40>

This Article is brought to you for free and open access by University of New Hampshire Scholars' Repository. It has been accepted for inclusion in Broadband Center of Excellence by an authorized administrator of University of New Hampshire Scholars' Repository. For more information, please contact [nicole.hentz@unh.edu](mailto:nicole.hentz@unh.edu).

# Fixed broadband access in the U.S.: a statistical portrait

**EDITOR:** Stewart Schley, Content Director, UNH Broadband Center of Excellence  
**SPONSOR:** Dr. Rouzbeh Yassini, Executive Director, UNH Broadband Center of Excellence

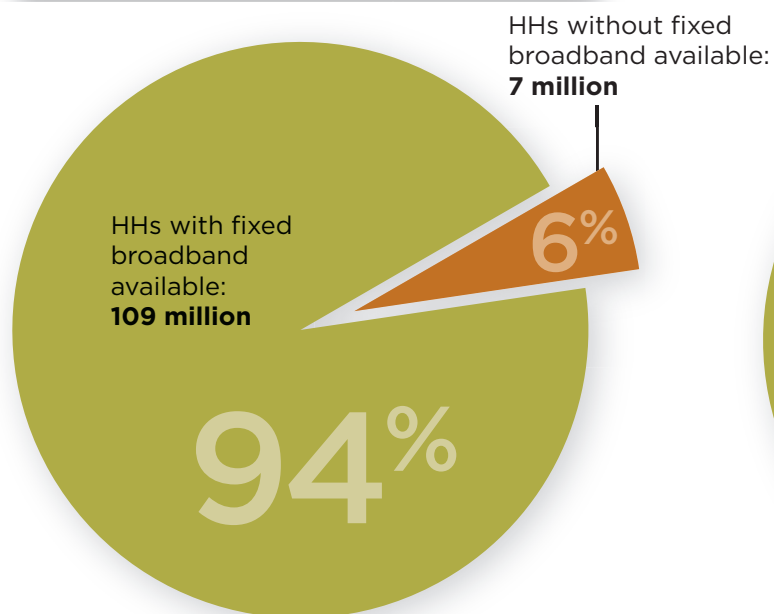
## Key findings:

- We believe roughly 94% of U.S. households (HHs) have access to a fixed (or wired) broadband network capable of delivering downstream data at 3 Mbps or faster, and roughly 74% of U.S. homes actually subscribe to a fixed broadband service as of August 2014.
- 26% of U.S. homes currently do not use a fixed broadband service. (This is not to say this subset does not receive broadband at all; individuals within these homes may use a cellular broadband service or a satellite broadband service.)
- Of the 26% of homes without a fixed broadband service, 20% don't have a choice — these homes represent the 6% of total U.S. homes located outside of the range of a fixed broadband network.

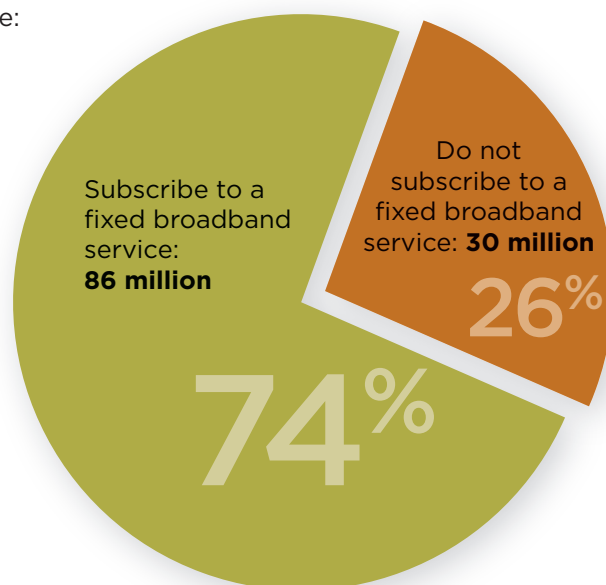
This information will be updated as new findings are published.

**NOTE:** "Fixed" broadband refers to a physical delivery network such as a fiber optic, cable or digital subscriber line (DSL) network. Wireless broadband networks including cellular and/or satellite services are excluded from these statistics.

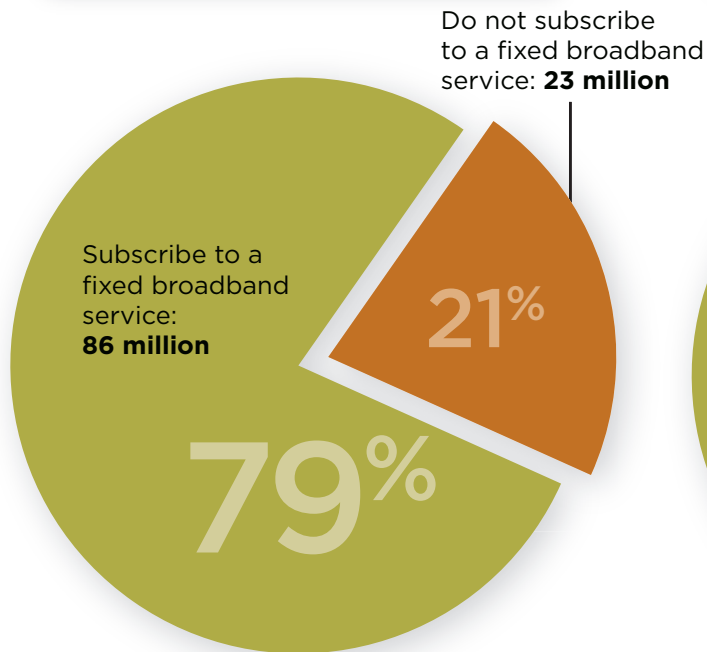
Total U.S. occupied HHs: 116 million



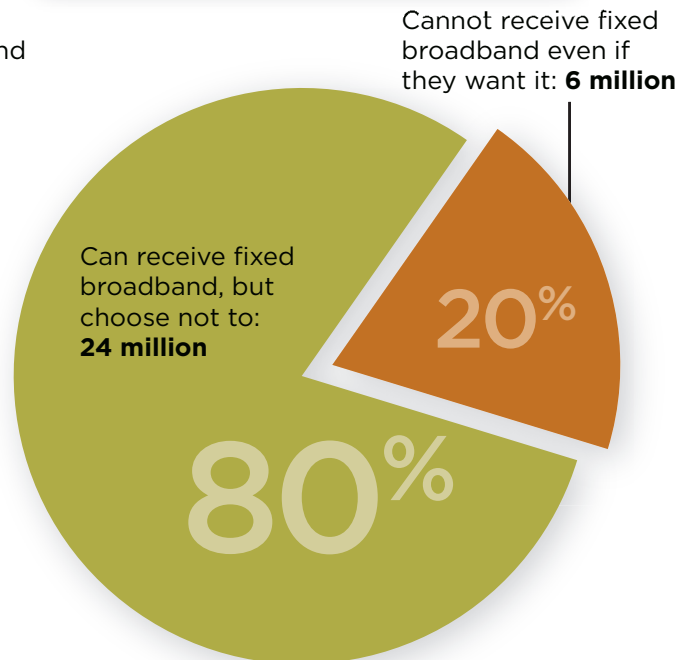
Among total U.S. HHs...



**Among HHs with fixed broadband available...**



**Among HHs that do not subscribe to a fixed broadband service...**



**SOURCES:** U.S. Census Bureau (U.S. occupied housing units, from [Occupancy Status, Universe: Housing Units](#), 2012); Pew Research Internet Project (subscriptions to residential broadband networks, from [Home Broadband 2013](#), published August 2013); U.S. National Telecommunications & Information Administration (fixed broadband access data, from [U.S. Broadband Availability](#), June 2010-June 2012, published May 2013; and [Household Broadband Adoption Climbs to 72.4 Percent](#), published June 2013).

**Research odds, ends and observations:** The data above are a blend of the recent and the older. The Pew Internet data about fixed broadband access comes from an August 2013 survey, for example, whereas the most recent NTIA report on broadband access is based on findings collected in June 2012. As a result, our findings represent a blended “best guess” estimate, but almost certainly do not reflect the current status of fixed broadband availability to an exacting measure. A second research challenge to keep in mind in evaluating broadband access data is the difference between reports based on households versus those based on population (such as the [FCC Broadband Progress Report](#)). In our view, households present the more valuable indicator of broadband’s reach and influence, given that, first, we are attempting to determine residential broadband presence; and second, while many Americans rely on public institutions such as schools, libraries and community centers to attain a broadband connection, in our view it is the presence of an always-available broadband connection in the home that we believe conveys the fuller range of broadband capabilities and influence.

If you’re aware of sources for more recent and/or more accurate data, we’d love to hear from you. Please drop us a note to [research@UNHBCoE.org](mailto:research@UNHBCoE.org), mentioning the title of this report. And thanks for sharing.