

2-2019

# Arkansas Soybean Performance Tests 2018

R. D. Bond

*University of Arkansas, Fayetteville*

J. A. Still

*University of Arkansas, Fayetteville*

J. F. Carlin

*University of Arkansas, Fayetteville*

Follow this and additional works at: <https://scholarworks.uark.edu/aaesser>

 Part of the [Agricultural Science Commons](#), [Agronomy and Crop Sciences Commons](#), [Botany Commons](#), and the [Horticulture Commons](#)

---

## Recommended Citation

Bond, R. D.; Still, J. A.; and Carlin, J. F., "Arkansas Soybean Performance Tests 2018" (2019). *Research Series*. 151.  
<https://scholarworks.uark.edu/aaesser/151>

This Report is brought to you for free and open access by the Arkansas Agricultural Experiment Station at ScholarWorks@UARK. It has been accepted for inclusion in Research Series by an authorized administrator of ScholarWorks@UARK. For more information, please contact [scholar@uark.edu](mailto:scholar@uark.edu), [ccmiddle@uark.edu](mailto:ccmiddle@uark.edu).

# *Arkansas*

# **Soybean Performance Tests 2018**



**R.D. Bond • J.A. Still • J.F. Carlin**

**U of A**  
DIVISION OF AGRICULTURE  
RESEARCH & EXTENSION  
*University of Arkansas System*

---

**ARKANSAS AGRICULTURAL EXPERIMENT STATION**

February 2019

Research Series 656

This publication is available on the internet at: <https://arkansas-ag-news.uark.edu/research-series.aspx> and at <https://arkansas-variety-testing.uark.edu>

Technical editing and cover design by Gail Halleck.  
Photo Credit: ID 21486143 © Lifang1025 | Dreamstime.com

---

Arkansas Agricultural Experiment Station, University of Arkansas System Division of Agriculture, Fayetteville. Mark J. Cochran, Vice President for Agriculture; Jean-François Meullenet, AAES Director and Associate Vice-President for Agriculture–Research. WWW/CC2018.  
The University of Arkansas System Division of Agriculture offers all its Extension and Research programs and services without regard to race, color, sex, gender identity, sexual orientation, national origin, religion, age, disability, marital or veteran status, genetic information, or any other legally protected status, and is an Affirmative Action/Equal Opportunity Employer.

ISSN: 1941-1642 CODEN: AKAMA6

# **Arkansas Soybean Performance Tests**

**2018**

R.D. Bond

J.A. Still

J.F. Carlin

**Arkansas Agricultural Experiment Station  
University of Arkansas System  
Division of Agriculture  
Fayetteville, Arkansas 72704**

## **Acknowledgments**

This research was funded in part by participating companies, the University of Arkansas System Division of Agriculture's Arkansas Agricultural Experiment Station, and generous support from the Arkansas Soybean Promotion Board.

The assistance of the following individuals in conducting these experiments is gratefully acknowledged:

**University of Arkansas, Cooperative Extension Service, Lonoke**

Jeremy Ross, Extension Specialist - Soybeans

**Northeast Research and Extension Center, Keiser**

Chuck Wilson, Center Director

Mike Duren, Resident Director

Matthew Mann, Program Technician I

Debbie Wyss, Program Technician I

**The Lon Mann Cotton Research Station, Marianna**

Claude Kennedy, Resident Director

Clayton Treat, Farm Foreman

**Southeast Research and Extension Center, Monticello**

Larry Earnest, Resident Director

Scott Hayes, Program Associate

Matthew Young, Program Technician I

Linda Martin, Program Technician I

**Rice Research and Extension Center, Stuttgart**

Nathan McKinney/Bob Scott, Center Directors

Jonathan McCoy, Program Technician II

David Hendrix, Research Field Technician

**Vegetable Research Station, Kibler**

Steve Eaton, Resident Director

Alden Hotz, Program Associate

Lesley Smith, Program Associate

Kyle Dickens, Agriculture Lab Technician

**Arkansas Agricultural Experiment Station, Fayetteville**

Nathan Slaton, Assistant Director

# Contents

Introduction.....	5
Methods.....	5
<b>Early Planted Soybean Trials</b>	
Table 1. Yields of Irrigated, Early Planted, Soybean Varieties and Strains at All Locations, 2018.....	6
Table 2. Performance of Irrigated, Early Planted, Soybean Varieties and Strains, Northeast Research and Extension Center, Keiser, Ark., 2018.....	15
Table 3. Performance of Irrigated, Early Planted, Soybean Varieties and Strains, Lon Mann Cotton Research Station, Marianna, Ark., 2018 .....	20
Table 4. Performance of Irrigated, Early Planted, Soybean Varieties and Strains, Poinsett County, Ark., 2018.....	25
Table 5. Performance of Irrigated, Early Planted, Soybean Varieties and Strains, Rohwer Research Station, Rohwer, Ark., 2018 .....	29
<b>Full-Season Soybean Trials</b>	
Table 6. Yields of Maturity Groups III and IV (Relative Maturity 3.5–4.2), Full-Season, Soybean Varieties and Strains at All Locations, 2018.....	32
Table 7. Yields of Maturity Group IV (Relative Maturity 4.3–4.5), Full-Season, Soybean Varieties and Strains at All Locations, 2018.....	34
Table 8. Yields of Maturity Group IV (Relative Maturity 4.6–4.7), Full-Season, Soybean Varieties and Strains at All Locations, 2018.....	36
Table 9. Yields of Maturity Group IV (Relative Maturity 4.8–4.9), Full-Season, Soybean Varieties and Strains at All Locations, 2018.....	38
Table 10. Yields of Maturity Group V (Relative Maturity 5.0–5.4), Full-Season, Soybean Varieties and Strains at All Locations, 2018.....	41
Table 11. Yields of Maturity Group V (Relative Maturity 5.5–5.9), Full-Season, Soybean Varieties and Strains at All Locations, 2018.....	44
Table 12. Performance of Irrigated, Full-Season, Soybean Varieties and Strains, Northeast Research and Extension Center, Keiser, Ark., 2018.....	47
Table 13. Performance of Irrigated, Full-Season, Soybean Varieties and Strains, Lon Mann Cotton Research Station, Marianna, Ark., 2018 .....	54
Table 14. Performance of Irrigated, Full-Season, Soybean Varieties and Strains, Rohwer Research Station, Rohwer, Ark., 2018 .....	61
Table 15. Performance of Irrigated, Full-Season, Late Planted, Soybean Varieties and Strains, Rohwer Research Station, Rohwer, Ark., 2018 .....	67
Table 16. Performance of Irrigated, Full-Season, Soybean Varieties and Strains, Vegetable Research Station, Kibler, Ark., 2018.....	73
Table 17. Soybean Leaf Tissue Chloride Field Ratings and Reaction for Select Varieties and Strains, 2018 .....	78
Participants and Entries in 2018 Soybean Tests.....	83
Location Map.....	(inside back cover)



# Arkansas Soybean Performance Tests<sup>1</sup> 2018

R.D. Bond<sup>2</sup>, J.A. Still<sup>3</sup>, and J.F. Carlin<sup>4</sup>

## Introduction

Soybean variety and strain performance tests are conducted each year in Arkansas by the University of Arkansas System Division of Agriculture's Arkansas Crop Variety Improvement Program. The tests provide information to companies developing varieties and/or marketing seed within the State, and aid the Arkansas Cooperative Extension Service in formulating variety recommendations for soybean producers.

## Methods

Varieties and strains containing any herbicide tolerance trait(s) were eligible for entry into two types of tests: Early Planted Tests (EPTs) and Full-Season Tests (FSTs). Entries in the FSTs were also tested in individual Late Planted and Non-irrigated tests. To facilitate field operations and to allow for fairer comparisons between varieties and strains in both types of tests, entries were divided into maturity classes based on information provided by the originating company or institution. Entries in the EPTs were divided into five maturity classes. Entries in the FSTs were divided into six maturity classes. Full-Season Test entries were tested together in the following relative maturity groups: 3.5–4.2, 4.3–4.5, 4.6–4.7, 4.8–4.9, 5.0–5.4, 5.5–5.9. Early Planted Test entries were divided into the same groups but were capped at relative maturity 5.3. The 2018 Soybean Performance Tests contained 116 EPT entries and 195 FST entries.

The 2018 soybean FSTs were conducted at the Northeast Research and Extension Center (NEREC) at Keiser, the Lon Mann Cotton Research Station (LMCRS) near Marianna, the Rice Research and Extension Center (RREC) near Stuttgart, the Rohwer Research Station (RRS) near Rohwer and the Vegetable Research Station (VRS) near Kibler. The EPTs were established at the NEREC, the RRS, the

LMCRS, and in Poinsett County, near Weiner, Arkansas. A test location map can be found inside the back cover.

Within each test, entries were arranged as a randomized complete block design with three or four replications. Plots in all tests were 4 or 5 rows wide depending on between-row spacing and 20–25 feet in length. Seeds were packaged for recommended planting rates and were planted with a cone planter. Specific location and cultural practice information accompany each table.

All rows of each plot were harvested for yield determination, except in the NEREC trial, RREC trial, and VRS trial where only the interior rows were harvested. Percent moisture was recorded for all harvested seed, and plot weights were adjusted to 13% moisture. Plot weights of all tests were converted to yield in bushels per acre (bu./ac).

Plots were visually rated for shattering and lodging. Shattering ratings were carried out on border rows according to the following scale:

- |                   |                          |
|-------------------|--------------------------|
| 1. No shattering  | 4. 9–19% shattered       |
| 2. 1–3% shattered | 5. 20% or more shattered |
| 3. 4–8% shattered |                          |

Lodging ratings were recorded on a scale from 1 to 5 based on the following criteria:

1. Almost all plants erect
2. Either all plants leaning slightly, or a few plants down
3. Either all plants leaning moderately, or 25-50% of the plants down
4. Either all plants leaning considerably, or 50-80% of the plants down
5. All plants down badly

Average plant height was recorded in inches for each plot in the first replication of each test.

## Variety Testing Website

This report and other information about variety testing for corn, cotton, grain sorghum, rice, wheat and soybean can be found at <https://arkansas-variety-testing.uark.edu>

Disease ratings that do not appear in this or other reports may also be found on this website.

<sup>1</sup>Use of products and trade names in this report does not constitute a guarantee or warranty of the products named and does not signify that those products are approved to the exclusion of comparable products.

<sup>2</sup>Program Associate, Arkansas Agricultural Experiment Station, University of Arkansas, Fayetteville, Ark. 72704.

<sup>3</sup>Program Technician III, Arkansas Agricultural Experiment Station, University of Arkansas, Fayetteville, Ark. 72704.

<sup>4</sup>Program Director, Arkansas Agricultural Experiment Station, University of Arkansas, Fayetteville, Ark. 72704.



**Table 1-A. Yields of Irrigated, Early Planted, Soybean Varieties and Strains at Keiser and Marianna, 2018<sup>a,b</sup>.**

<b>Variety/Experimental Line</b>	<b>Herbicide Technology</b>	<b>Keiser</b>	<b>Marianna</b>
		.....(bu./ac).....	
<b><u>Relative Maturity 3.5–4.2</u></b>			
<b><u>Xtend Only</u></b>			
Armor 39-D39	Xtend	75.8	59.3
Armor 42-D27	Xtend	69.4	58.4
Armor X40D	Xtend	78.7	58.7
Armor X41D	Xtend	72.1	66.2
Asgrow AG 42X9	Xtend	83.5	72.5
Dyna-Gro S41XS98	Xtend/STS	90.7	68.0
NK S39-R9X	Xtend	83.3	66.7
Progeny P4255RX	Xtend	83.4	72.1
GRAND MEAN		79.6	65.2
LSD (5%)		16.2	6.7
C.V.		16.4	8.4
<b><u>Non-Xtend</u></b>			
Credenz CZ 4222 LL	LL	86.3	73.7
Progeny P4247LL	LL	88.8	85.0
GRAND MEAN		87.5	79.4
LSD (5%)		19.6	7.6
C.V.		13.5	5.7

**Table 1-A. Yields of Irrigated, Early Planted, Soybean Varieties and Strains at Keiser and Marianna, 2018<sup>a,b</sup>, Continued.**

Variety/Experimental Line	Herbicide Technology	Keiser .....(bu./ac).....	Marianna
<b>Relative Maturity 4.3–4.5</b>			
<b>Xtend Only</b>			
AgriGold G4440RX	Xtend	89.1	67.7
AgriGold G4579RX	Xtend	91.9	78.5
Armor 45-D43	Xtend	98.2	75.4
Armor X44D36	Xtend	86.8	69.7
Armor 45-D50	Xtend	93.1	83.5
Asgrow AG 43X8	Xtend	83.5	64.2
Asgrow AG 45X8	Xtend	97.3	66.2
Delta Grow DG44X50	Xtend	88.9	73.6
Delta Grow DG44X25	Xtend	99.2	65.3
Dyna-Gro S43XS27	Xtend/STS	83.9	63.8
Dyna-Gro S45XS37	Xtend/STS	95.4	66.3
Dyna-Gro SX18845XT	Xtend	90.5	76.0
Delta Grow DG45X35	Xtend	83.7	73.3
Local Seed LS4487XS	Xtend	84.7	66.9
Local Seed LS4565XS	Xtend/STS	89.1	71.6
Local Seed LS4583X	Xtend	90.1	82.8
Mission A4447NSXR2	Xtend	92.9	72.6
NK S43-V3X	Xtend	96.0	70.0
NK S45-J3X	Xtend	85.4	65.3
NK S45-K5X	Xtend	88.3	71.9
NK S45-Z5XS	Xtend/STS	96.3	70.1
Progeny P4318RX	Xtend	78.7	67.1
Progeny P4444RXS	Xtend/STS	94.9	73.5
Progeny P4570RXS	Xtend/STS	92.9	74.9
GRAND MEAN		90.4	71.2
LSD (5%)		8.5	5.9
C.V.		8.0	7.0
<b>Non-Xtend</b>			
Credenz CZ 4308 LL	LL	95.8	69.7
Credenz CZ 4540 LL	LL	83.2	69.5
Credenz CZ 4548 LL	LL	84.6	75.1
Delta Grow DG4587LL/STS	LL/STS	86.2	66.7
Go Soy 43C17S	Conv./STS	83.5	60.3
Go Soy E4510S	Conv./STS	78.8	61.1
GRAND MEAN		85.3	67.0
LSD (5%)		7.8	4.5
C.V.		7.3	5.4

**Table 1-A. Yields of Irrigated, Early Planted, Soybean Varieties and Strains at Keiser and Marianna, 2018<sup>a,b</sup>, Continued.**

Variety/Experimental Line	Herbicide Technology	Keiser	Marianna
		.....(bu./ac).....	
<b>Relative Maturity 4.6–4.7</b>			
<b>Xtend Only</b>			
AgriGold G4605RX	Xtend	93.8	77.3
AGS GS46X17	Xtend	94.9	70.4
Armor X46D63	Xtend	91.1	75.6
Armor 47-D22	Xtend	102.9	77.3
Asgrow AG 46X6	Xtend	104.9	79.7
Asgrow AG 47X9	Xtend	96.9	83.1
Local Seed LS4677X	Xtend	99.7	76.0
Delta Grow DG46X25	Xtend	100.9	77.8
Local Seed AV47W2X	Xtend	93.6	64.5
Local Seed LS4689X	Xtend	98.2	67.3
Mission A4637NSXR2	Xtend	89.5	64.8
Mission MEX4608	Xtend	96.4	68.7
Mission MEX4619X	Xtend	94.5	75.1
Progeny P4620RXS	Xtend/STS	98.3	72.0
Progeny P4799RXS	Xtend/STS	100.9	75.3
REV 4679X	Xtend	102.5	68.7
GRAND MEAN		97.4	73.3
LSD (5%)		6.0	6.9
C.V.		5.2	7.9
<b>Non-Xtend</b>			
Credenz CZ 4649 LL	LL	92.7	93.4
Delta Grow DG4670RR2	RR2	98.7	72.2
Delta Grow DG4790RR2	RR2	97.1	70.5
Petrus Seed 479 GTS	RR1/STS	79.3	62.4
REV 46L99	LL	80.6	70.8
REV 47L38	LL	92.1	65.3
GRAND MEAN		90.1	72.4
LSD (5%)		11.1	4.5
C.V.		9.9	5.0

Table 1-A. Yields of Irrigated, Early Planted, Soybean Varieties and Strains at Keiser and Marianna, 2018<sup>a,b</sup>, Continued.

Variety/Experimental Line	Herbicide Technology	Keiser .....(bu./ac).....	Marianna
<b>Relative Maturity 4.8–4.9</b>			
<b>Xtend Only</b>			
AgriGold G4995RX	Xtend	102.0	84.7
Armor X48D02	Xtend	102.5	75.7
Armor 49-D31	Xtend	97.0	81.2
Asgrow AG 48X9	Xtend/SR	103.2	80.3
Asgrow AG 49X9	Xtend/SR	101.4	71.1
Croplan RX4825	Xtend	98.4	81.6
Croplan RX4927	Xtend	97.3	73.1
Croplan RX4928	Xtend	106.7	91.8
Delta Grow DG48X45	Xtend	99.4	78.7
Dyna-Gro S48XT56	Xtend	108.0	77.4
Dyna-Gro S49XS76	Xtend/STS	99.2	68.1
Local Seed AV49W3X	Xtend	94.8	77.0
Local Seed LS4889XS	Xtend/STS	109.1	83.3
Local Seed LS4966X	Xtend	108.4	74.7
Local Seed LS4968XS	Xtend/STS	103.4	73.8
Local Seed LS4988X	Xtend	99.1	69.6
Mission MEX4808	Xtend	102.1	80.8
Mission MEX4908	Xtend	102.5	85.9
Progeny P4816RX	Xtend	102.9	78.6
Progeny P4851RX	Xtend	98.9	72.4
Progeny P4955RX	Xtend	102.4	82.1
Progeny P4994RX	Xtend	93.8	70.6
REV 4857X	Xtend	92.7	63.5
REV 4927X	Xtend	98.6	77.3
USG 7487XTS	Xtend/STS	92.7	83.7
USG 7489XT	Xtend	104.1	81.1
USG 7496XTS	Xtend/STS	104.3	72.7
GRAND MEAN		100.9	77.4
LSD (5%)		7.1	8.3
C.V.		6.0	9.1
<b>Non-Xtend</b>			
Credenz CZ 4918 LL	LL	101.5	74.5
Credenz CZ 4938 LL	LL	87.9	63.9
Delta Grow DG4970RR	RR1	87.8	64.6
Delta Grow DG4880RR	RR1	93.4	68.2
Delta Grow DG4967LL	LL	77.6	73.7
Delta Grow DG4977LL/STS	LL/STS	82.5	73.4
Go Soy 49G16	RR1	87.2	75.8
Petrus Seed 4916 GTS	RR1	88.8	61.2
Progeny P4930LL	LL	97.0	88.4
REV 49L88	LL	97.0	73.3
GRAND MEAN		90.1	71.7
LSD (5%)		7.3	8.2
C.V.		6.7	9.5

**Table 1-A. Yields of Irrigated, Early Planted, Soybean Varieties and Strains at Keiser and Marianna, 2018<sup>a,b</sup>, Continued.**

Variety/Experimental Line	Herbicide Technology	Keiser	Marianna
		.....(bu./ac).....	
<b>Relative Maturity 5.0 to 5.3</b>			
<b>Xtend Only</b>			
AgriGold G5000RX	Xtend	101.1	71.8
AgriGold G5288RX	Xtend	104.3	73.8
Armor 49-D13	Xtend	101.5	69.1
Armor X51D77	Xtend	89.5	74.1
Armor 52-D71	Xtend	97.7	74.5
Asgrow AG 52X9	Xtend/SR	97.2	67.7
Local Seed LS5087X	Xtend	92.8	70.7
NK S50-G9X	Xtend	87.2	61.8
Progeny P5016RXS	Xtend/STS	105.0	67.6
Progeny P5018RX	Xtend	96.3	72.8
Progeny P5252RX	Xtend	86.3	73.0
Progeny P5279RXS	Xtend/STS	85.9	68.5
GRAND MEAN		95.4	70.5
LSD (5%)		7.0	4.7
C.V.		6.2	5.6
<b>Non-Xtend</b>			
Credenz CZ 5150 LL	LL	82.2	65.1
Credenz CZ 5225 LL	LL	87.8	56.1
Delta Grow DG5170RR2	RR2	95.9	82.0
NSGA DrewSoy 5.0	Conv.	92.6	73.8
Go Soy Leland	Conv.	81.7	55.7
GRAND MEAN		88.0	66.5
LSD (5%)		5.1	4.4
C.V.		4.5	5.2

<sup>a</sup> Keiser = Northeast Research and Extension Center, Keiser, Arkansas.

Marianna = Lon Mann Cotton Research Station, Marianna, Arkansas.

<sup>b</sup> At both Keiser and Marianna, non-Xtend soybean varieties showed symptoms consistent with injury attributed to off-target movement of dicamba.

Table 1-B. Yields of Irrigated, Early Planted, Soybean Varieties and Strains at Poinsett County and Rohwer, 2018<sup>a</sup>.

Variety/Experimental Line	Herbicide Technology	Poinsett County		Rohwer
		.....(bu./ac).....		
<b>Relative Maturity 3.5–4.2</b>				
Armor 39-D39	Xtend	63.1		68.9
Armor 42-D27	Xtend	65.9		70.1
Armor X40D	Xtend	53.7		49.4
Armor X41D	Xtend	67.0		65.4
Asgrow AG 42X9	Xtend	72.7		55.6
Credenz CZ 4222 LL	LL	61.3		66.2
Dyna-Gro S41XS98	Xtend/STS	59.7		75.8
NK S39-R9X	Xtend	73.4		63.2
Progeny P4247LL	LL	73.3		66.2
Progeny P4255RX	Xtend	73.0		72.1
GRAND MEAN		66.3		65.3
LSD (5%)		6.4		6.2
C.V.		8.0		7.9
<b>Relative Maturity 4.3–4.5</b>				
AgriGold G4440RX	Xtend	85.5		62.7
AgriGold G4579RX	Xtend	84.2		66.5
Armor 45-D43	Xtend	87.3		58.4
Armor X44D36	Xtend	70.4		45.7
Armor 45-D50	Xtend	89.2		64.2
Asgrow AG 43X8	Xtend	83.9		73.1
Asgrow AG 45X8	Xtend	78.4		77.2
Credenz CZ 4308 LL	LL	70.7		67.7
Credenz CZ 4540 LL	LL	64.5		62.0
Credenz CZ 4548 LL	LL	77.4		71.6
Delta Grow DG4587LL/STS	LL/STS	74.1		65.4
Delta Grow DG44X50	Xtend	86.1		51.5
Delta Grow DG44X25	Xtend	81.2		72.1
Dyna-Gro S43XS27	Xtend/STS	79.9		69.1
Dyna-Gro S45XS37	Xtend/STS	83.5		72.2
Dyna-Gro SX18845XT	Xtend	90.6		63.3
Delta Grow DG45X35	Xtend	76.9		70.4
Go Soy 43C17S	Conv./STS	64.4		64.8
Go Soy E4510S	Conv./STS	62.4		65.2
Local Seed LS4487XS	Xtend	75.1		72.7
Local Seed LS4565XS	Xtend/STS	81.1		69.9
Local Seed LS4583X	Xtend	83.3		53.4
Mission A4447NSXR2	Xtend	79.3		71.9
NK S43-V3X	Xtend	71.6		69.2
NK S45-J3X	Xtend	76.6		69.3
NK S45-K5X	Xtend	77.4		76.2
NK S45-Z5XS	Xtend/STS	76.2		80.8
Progeny P4318RX	Xtend	74.4		63.9
Progeny P4444RXS	Xtend/STS	84.2		63.0
Progeny P4570RXS	Xtend/STS	80.9		75.4
GRAND MEAN		78.3		67.0
LSD (5%)		8.3		7.9
C.V.		9.0		10.0

**Table 1-B. Yields of Irrigated, Early Planted, Soybean Varieties and Strains at Poinsett County and Rohwer, 2018<sup>a</sup>, Continued.**

Variety/Experimental Line	Herbicide Technology	Poinsett County	Rohwer
		.....(bu./ac).....	
<b>Relative Maturity 4.6–4.7</b>			
AgriGold G4605RX	Xtend	82.6	66.5
AGS GS46X17	Xtend	81.9	79.5
Armor X46D63	Xtend	87.9	66.9
Armor 47-D22	Xtend	87.2	59.9
Asgrow AG 46X6	Xtend	83.8	81.7
Asgrow AG 47X9	Xtend	79.2	76.9
Credenz CZ 4649 LL	LL	79.5	58.4
Local Seed LS4677X	Xtend	81.0	68.0
Delta Grow DG4670RR2	RR2	84.9	67.4
Delta Grow DG46X25	Xtend	92.8	51.6
Delta Grow DG4790RR2	RR2	80.7	72.2
Local Seed AV47W2X	Xtend	81.7	70.6
Local Seed LS4689X	Xtend	76.4	66.1
Mission A4637NSXR2	Xtend	81.4	69.1
Mission MEX4608	Xtend	79.9	65.5
Mission MEX4619X	Xtend	81.0	76.2
Petrus Seed 479 GTS	RR1/STS	72.9	73.9
Progeny P4620RXS	Xtend/STS	83.0	71.4
Progeny P4799RXS	Xtend/STS	83.9	71.4
REV 4679X	Xtend	73.9	65.6
REV 46L99	LL	79.8	74.6
REV 47L38	LL	79.2	71.0
GRAND MEAN		81.6	69.3
LSD (5%)		7.1	9.7
C.V.		7.4	11.8
<b>Relative Maturity 4.8–4.9</b>			
AgriGold G4995RX	Xtend	90.2	67.9
Armor X48D02	Xtend	92.8	62.4
Armor 49-D31	Xtend	86.9	58.6
Asgrow AG 48X9	Xtend/SR	95.7	79.3
Asgrow AG 49X9	Xtend/SR	91.9	67.0
Credenz CZ 4918 LL	LL	88.9	68.4
Credenz CZ 4938 LL	LL	90.5	53.7
Croplan RX4825	Xtend	100.0	76.7
Croplan RX4927	Xtend	88.3	61.9
Croplan RX4928	Xtend	102.1	70.5
Delta Grow DG4880RR	RR1	86.3	58.8
Delta Grow DG48X45	Xtend	87.4	73.2
Delta Grow DG4967LL	LL	81.2	57.3
Delta Grow DG4970RR	RR1	81.2	52.2
Delta Grow DG4977LL/STS	LL/STS	85.9	55.0
Dyna-Gro S48XT56	Xtend	90.9	68.2
Dyna-Gro S49XS76	Xtend/STS	86.6	69.1
Go Soy 49G16	RR1	88.6	61.1
Local Seed AV49W3X	Xtend	88.3	74.5
Local Seed LS4889XS	Xtend/STS	93.4	61.5

**Table 1-B. Yields of Irrigated, Early Planted, Soybean Varieties and Strains at Poinsett County and Rohwer, 2018<sup>a</sup>, Continued.**

Variety/Experimental Line	Herbicide Technology	Poinsett County .....(bu./ac).....	Rohwer
<b><u>Relative Maturity 4.8–4.9, Continued</u></b>			
Local Seed LS4966X	Xtend	91.0	69.8
Local Seed LS4968XS	Xtend/STS	90.0	66.1
Local Seed LS4988X	Xtend	77.2	62.3
Mission MEX4808	Xtend	93.8	59.6
Mission MEX4908	Xtend	91.3	65.7
Petrus Seed 4916 GTS	RR1	94.2	66.4
Progeny P4816RX	Xtend	92.5	74.5
Progeny P4851RX	Xtend	88.5	59.9
Progeny P4930LL	LL	87.3	64.9
Progeny P4955RX	Xtend	87.0	61.2
Progeny P4994RX	Xtend	83.4	65.8
REV 4857X	Xtend	77.9	68.9
REV 4927X	Xtend	92.1	63.7
REV 49L88	LL	84.1	72.4
USG 7487XTS	Xtend/STS	95.8	52.9
USG 7489XT	Xtend	93.8	78.5
USG 7496XTS	Xtend/STS	88.2	74.3
GRAND MEAN		89.3	65.5
LSD (5%)		6.6	8.8
C.V.		6.3	11.4
<b><u>Relative Maturity 5.0 to 5.3</u></b>			
AgriGold G5000RX	Xtend	91.5	69.1
AgriGold G5288RX	Xtend	92.1	70.2
Armor 49-D13	Xtend	93.4	62.7
Armor X51D77	Xtend	79.6	55.9
Armor 52-D71	Xtend	97.0	65.9
Asgrow AG 52X9	Xtend/SR	87.8	73.1
Credenz CZ 5150 LL	LL	85.1	60.5
Credenz CZ 5225 LL	LL	64.2	62.8
Delta Grow DG5170RR2	RR2	98.3	68.1
Go Soy Leland	Conv.	79.0	63.5
Local Seed LS5087X	Xtend	93.7	66.8
NK S50-G9X	Xtend	87.4	61.6
NSGA DrewSoy 5.0	Conv.	92.6	58.1
Progeny P5016RXS	Xtend/STS	92.1	66.6
Progeny P5018RX	Xtend	88.0	62.9
Progeny P5252RX	Xtend	81.5	58.3
Progeny P5279RXS	Xtend/STS	89.8	52.4
GRAND MEAN		87.8	63.4
LSD (5%)		7.8	8.3
C.V.		7.4	11.0

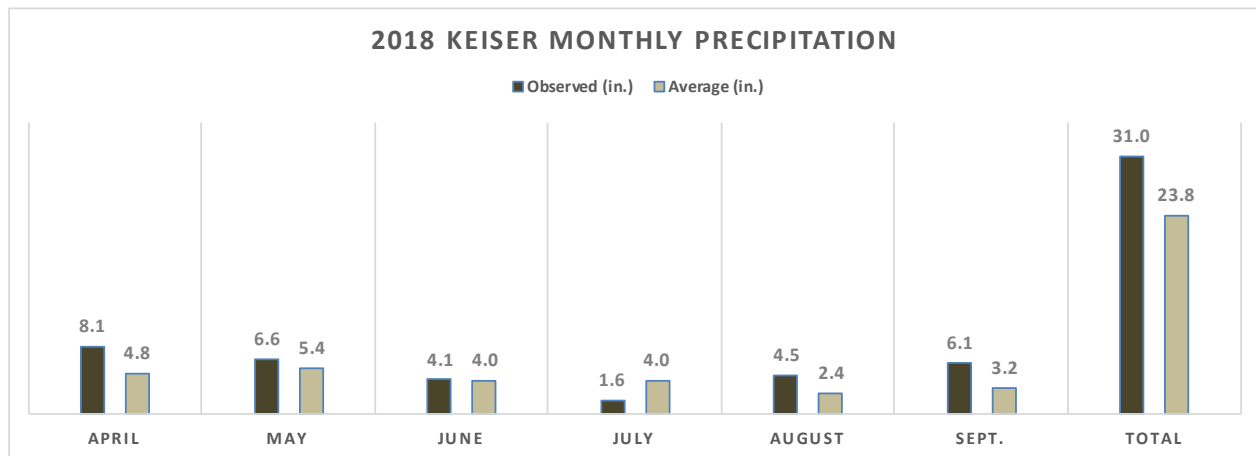
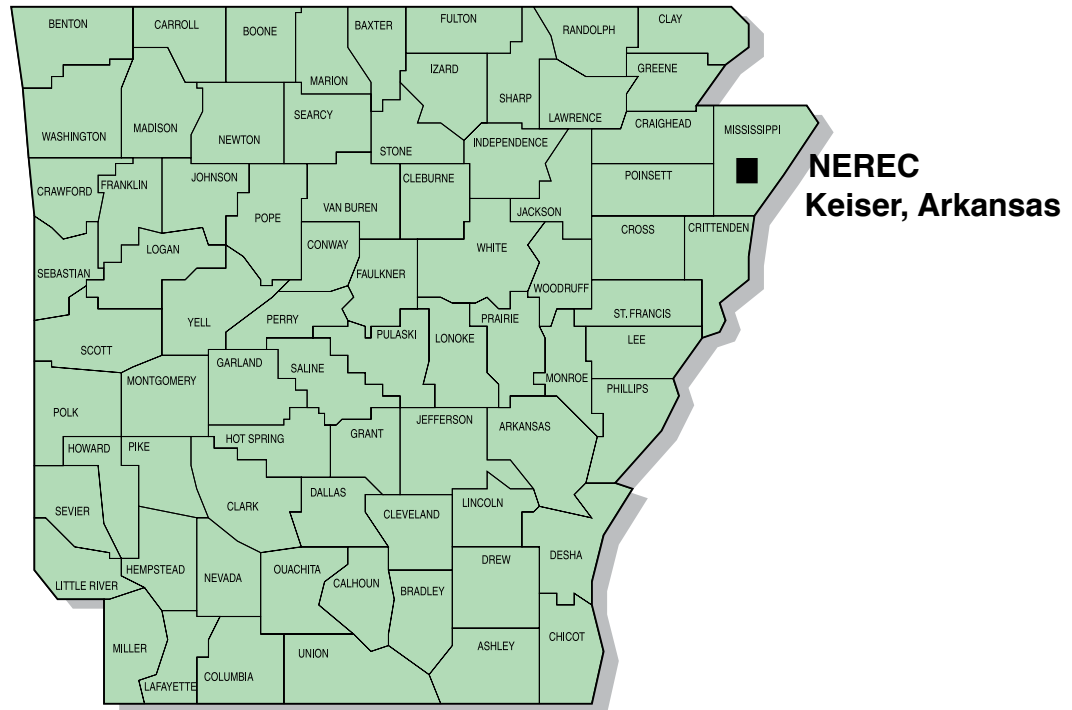
<sup>a</sup>Poinsett Co. = Berger Farm, Weiner, Arkansas.

Rohwer = Rohwer Research Station, Rohwer, Arkansas.



# Keiser: Northeast Research and Extension Center (NEREC)

## Irrigated, Early Planted, Soybean Varieties and Strains, 2018



**Soil Series:** Sharkey clay  
**Previous Crop:** Cotton  
**Row Spacing:** 38-inch twin row  
**Planting Date:** May 2  
**Irrigation Dates:** June 13  
 July 10, 29

**Herbicide Application(s):** Valor + Dual Magnum + Roundup May 3  
**Harvest Date(s):** Relative Maturity (RM)  
 (3.5–4.2) September 19  
 (4.3–4.5) September 20  
 (4.6–4.7) October 4  
 (4.8–4.9) October 4  
 (5.0–5.3) October 5

**Table 2. Performance of Irrigated, Early Planted, Soybean Varieties and Strains, Northeast Research and Extension Center, Keiser, Arkansas, 2018\*.**

Variety/Experimental Line	2018 (bu./ac)	2-Year <sup>a</sup> Average (bu./ac)	3-Year <sup>b</sup> Average (bu./ac)	Maturity Date	Lodging <sup>c</sup> Score	Shatter <sup>d</sup> Score	Plant Height (in.)
<b>Relative Maturity 3.5–4.2</b>							
<b>Xtend Only</b>							
Dyna-Gro S41XS98	90.7	•	•	Sep-06	2.0	1.0	37
Asgrow AG 42X9	83.5	•	•	Sep-12	2.5	1.0	40
Progeny P4255RX	83.4	•	•	Sep-07	1.8	1.0	38
NK S39-R9X	83.3	•	•	Sep-06	1.8	1.0	34
Armor X40D	78.7	•	•	Aug-28	1.3	1.0	31
Armor 39-D39	75.8	•	•	Sep-06	1.5	1.0	38
Armor X41D	72.1	•	•	Sep-11	2.0	1.0	35
Armor 42-D27	69.4	•	•	Sep-06	1.5	1.0	40
GRAND MEAN	79.6	•	•	Sep-06	1.8	1.0	37
LSD (5%)	16.2	•	•	•	0.7	•	•
C.V.	16.4	•	•	•	30.4	•	•
<b>Non-Xtend</b>							
Progeny P4247LL	88.8	82.7	•	Sep-11	1.8	1.0	36
Credeuz CZ 4222 LL	86.3	•	•	Sep-07	1.5	1.0	33
GRAND MEAN	87.5	•	•	Sep-09	1.6	1.0	35
LSD (5%)	19.6	•	•	•	0.6	•	•
C.V.	13.5	•	•	•	21.8	•	•
<b>Relative Maturity 4.3–4.5</b>							
<b>Xtend Only</b>							
Delta Grow DG44X25	99.2	•	•	Sep-13	1.3	1.0	38
Armor 45-D43	98.2	•	•	Sep-08	2.0	1.0	40
Asgrow AG 45X8	97.3	•	•	Sep-15	1.0	1.0	35
NK S45-Z5XS	96.3	•	•	Sep-11	1.0	1.0	31
NK S43-V3X	96.0	•	•	Sep-08	1.3	1.0	34
Dyna-Gro S45XS37	95.4	84.2	•	Sep-15	1.5	1.0	35
Progeny P4444RXS	94.9	•	•	Sep-08	1.5	1.0	31
Armor 45-D50	93.1	•	•	Sep-07	1.5	1.0	30
Progeny P4570RXS	92.9	•	•	Sep-11	1.3	1.0	33
Mission A4447NSXR2	92.9	•	•	Sep-16	1.3	1.0	44
AgriGold G4579RX	91.9	•	•	Sep-13	1.0	1.0	36
Dyna-Gro SX18845XT	90.5	•	•	Sep-13	1.8	1.0	37
Local Seed LS4583X	90.1	•	•	Sep-16	1.3	1.0	33
Local Seed LS4565XS	89.1	•	•	Sep-12	2.3	1.0	38
AgriGold G4440RX	89.1	•	•	Sep-09	2.3	1.0	41
Delta Grow DG44X50	88.9	•	•	Sep-11	3.3	1.0	52
NK S45-K5X	88.3	•	•	Sep-09	1.0	1.0	31
Armor X44D36	86.8	•	•	Sep-07	1.5	1.0	35
NK S45-J3X	85.4	•	•	Sep-16	1.3	1.0	29
Local Seed LS4487XS	84.7	•	•	Sep-13	2.3	1.0	43
Dyna-Gro S43XS27	83.9	•	•	Sep-11	1.8	1.0	37
Delta Grow DG45X35	83.7	•	•	Sep-11	2.3	1.0	39
Asgrow AG 43X8	83.5	•	•	Sep-08	1.0	1.0	42
Progeny P4318RX	78.7	•	•	Sep-09	2.5	1.0	41
GRAND MEAN	90.4	•	•	Sep-12	1.6	1.0	37
LSD (5%)	8.5	•	•	•	0.6	•	•
C.V.	8.0	•	•	•	31.5	•	•

**Table 2. Performance of Irrigated, Early Planted, Soybean Varieties and Strains, Northeast Research and Extension Center, Keiser, Arkansas, 2018\*, Continued.**

Variety/Experimental Line	2018 (bu./ac)	2-Year <sup>a</sup> Average (bu./ac)	3-Year <sup>b</sup> Average (bu./ac)	Maturity Date	Lodging <sup>c</sup> Score	Shatter <sup>d</sup> Score	Plant Height (in.)
<b>Non-Xtend</b>							
Credenz CZ 4308 LL	95.8	•	•	Sep-16	1.3	1.0	36
Delta Grow DG4587LL/STS	86.2	89.4	89.9	Sep-11	1.8	1.0	41
Credenz CZ 4548 LL	84.6	•	•	Sep-12	1.8	1.0	43
Go Soy 43C17S	83.5	•	•	Sep-08	1.0	1.0	27
Credenz CZ 4540 LL	83.2	•	•	Sep-16	2.0	1.0	38
Go Soy E4510S	78.8	•	•	Sep-16	1.5	1.0	32
GRAND MEAN	85.3	•	•	Sep-13	1.5	1.0	36
LSD (5%)	7.8	•	•	•	0.7	•	•
C.V.	7.3	•	•	•	37.9	•	•
<b>Relative Maturity 4.6–4.7</b>							
<b>Xtend Only</b>							
Asgrow AG 46X6	104.9	97.9	•	Sep-17	1.3	1.0	34
Armor 47-D22	102.9	•	•	Sep-17	1.3	1.5	32
REV 4679X	102.5	•	•	Sep-18	1.0	1.0	35
Delta Grow DG46X25	100.9	•	•	Sep-17	1.0	1.0	40
Progeny P4799RXS	100.9	•	•	Sep-17	1.3	1.0	45
Local Seed LS4677X	99.7	•	•	Sep-18	2.3	1.0	38
Progeny P4620RXS	98.3	•	•	Sep-18	1.3	1.0	34
Local Seed LS4689X	98.2	•	•	Sep-16	1.5	1.0	34
Asgrow AG 47X9	96.9	•	•	Sep-18	1.3	1.3	38
Mission MEX4608	96.4	•	•	Sep-16	1.8	1.0	43
AGS GS46X17	94.9	•	•	Sep-18	1.3	1.0	34
Mission MEX4619X	94.5	•	•	Sep-18	1.3	1.0	40
AgriGold G4605RX	93.8	•	•	Sep-16	2.0	1.5	41
Local Seed AV47W2X	93.6	•	•	Sep-17	1.8	1.0	36
Armor X46D63	91.1	•	•	Sep-18	1.3	1.0	36
Mission A4637NSXR2	89.5	•	•	Sep-17	1.8	1.5	33
GRAND MEAN	97.4	•	•	Sep-17	1.4	1.1	37
LSD (5%)	6.0	•	•	•	0.6	0.5	•
C.V.	5.2	•	•	•	32.6	41.3	•
<b>Non-Xtend</b>							
Delta Grow DG4670RR2	98.7	93.0	82.1	Sep-18	1.0	1.0	35
Delta Grow DG4790RR2	97.1	88.5	78.4	Sep-17	1.8	1.0	34
Credenz CZ 4649 LL	92.7	•	•	Sep-24	1.3	1.0	47
REV 47L38	92.1	•	•	Sep-19	1.0	1.0	31
REV 46L99	80.6	•	•	Sep-01	1.0	1.0	27
Petrus Seed 479 GTS	79.3	•	•	Sep-13	1.8	1.0	34
GRAND MEAN	90.1	•	•	Sep-15	1.3	1.0	35
LSD (5%)	11.1	•	•	•	0.4	•	•
C.V.	9.9	•	•	•	24.1	•	•

**Table 2. Performance of Irrigated, Early Planted, Soybean Varieties and Strains, Northeast Research and Extension Center, Keiser, Arkansas, 2018\*, Continued.**

Variety/Experimental Line	2018 (bu./ac)	2-Year <sup>a</sup> Average (bu./ac)	3-Year <sup>b</sup> Average (bu./ac)	Maturity Date	Lodging <sup>c</sup> Score	Shatter <sup>d</sup> Score	Plant Height (in.)
<b>Relative Maturity 4.8–4.9</b>							
<b>Xtend Only</b>							
Local Seed LS4889XS	109.1	•	•	Sep-24	1.8	1.0	43
Local Seed LS4966X	108.4	•	•	Sep-22	1.0	1.0	35
Dyna-Gro S48XT56	108.0	•	•	Sep-23	1.0	1.0	34
Croplan RX4928	106.7	•	•	Sep-24	1.8	1.0	38
USG 7496XTS	104.3	•	•	Sep-25	1.0	1.0	39
USG 7489XT	104.1	•	•	Sep-22	1.0	1.0	36
Local Seed LS4968XS	103.4	•	•	Sep-22	1.0	1.0	37
Asgrow AG 48X9	103.2	•	•	Sep-21	1.3	1.5	38
Progeny P4816RX	102.9	•	•	Sep-20	1.0	1.0	40
Armor X48D02	102.5	•	•	Sep-24	2.3	1.0	39
Mission MEX4908	102.5	•	•	Sep-23	2.0	1.0	38
Progeny P4955RX	102.4	•	•	Sep-22	2.3	1.0	39
Mission MEX4808	102.1	•	•	Sep-24	2.0	1.0	40
AgriGold G4995RX	102.0	•	•	Sep-24	2.0	1.0	40
Asgrow AG 49X9	101.4	•	•	Sep-23	1.3	1.0	36
Delta Grow DG48X45	99.4	•	•	Sep-24	1.3	1.0	35
Dyna-Gro S49XS76	99.2	89.5	•	Sep-23	1.0	1.0	36
Local Seed LS4988X	99.1	•	•	Sep-20	1.5	1.0	35
Progeny P4851RX	98.9	•	•	Sep-25	2.3	1.0	29
REV 4927X	98.6	•	•	Sep-18	2.0	1.0	40
Croplan RX4825	98.4	•	•	Sep-22	1.0	1.0	34
Croplan RX4927	97.3	•	•	Sep-24	2.0	1.0	37
Armor 49-D31	97.0	•	•	Sep-26	2.0	1.0	38
Local Seed AV49W3X	94.8	•	•	Sep-21	1.8	1.0	37
Progeny P4994RX	93.8	•	•	Sep-20	1.0	1.0	30
USG 7487XTS	92.7	87.3	•	Sep-22	1.0	1.0	42
REV 4857X	92.7	•	•	Sep-17	2.0	1.0	37
GRAND MEAN	100.9	•	•	Sep-22	1.5	1.0	37
LSD (5%)	7.1	•	•	•	0.5	0.2	•
C.V.	6.0	•	•	•	27.1	18.9	•
<b>Non-Xtend</b>							
Credenz CZ 4918 LL	101.5	•	•	Sep-24	1.0	1.0	35
Progeny P4930LL	97.0	93.5	86.1	Sep-23	2.5	1.0	45
REV 49L88	97.0	•	•	Sep-24	1.0	1.0	34
Delta Grow DG4880RR	93.4	89.4	85.2	Sep-22	2.3	1.0	35
Petrus Seed 4916 GTS	88.8	•	•	Sep-24	1.0	1.0	29
Credenz CZ 4938 LL	87.9	•	•	Sep-30	1.8	1.0	45
Delta Grow DG4970RR	87.8	88.2	85.8	Sep-22	2.8	1.0	34
Go Soy 49G16	87.2	•	•	Sep-24	1.0	1.0	36
Delta Grow DG4977LL/STS	82.5	76.8	71.7	Sep-21	2.8	1.0	41
Delta Grow DG4967LL	77.6	82.8	78.0	Sep-23	2.3	1.0	46
GRAND MEAN	90.1	•	•	Sep-24	1.8	1.0	38
LSD (5%)	7.3	•	•	•	0.8	•	•
C.V.	6.7	•	•	•	34.5	•	•

**Table 2. Performance of Irrigated, Early Planted, Soybean Varieties and Strains, Northeast Research and Extension Center, Keiser, Arkansas, 2018\*, Continued.**

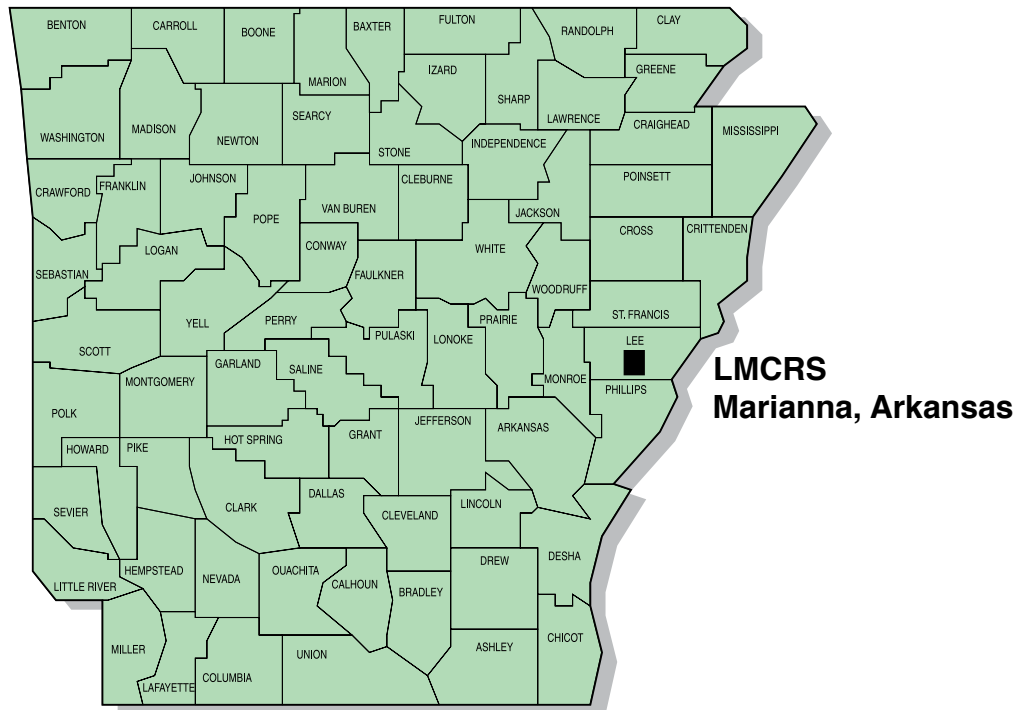
Variety/Experimental Line	2018 (bu./ac)	2-Year <sup>a</sup> Average (bu./ac)	3-Year <sup>b</sup> Average (bu./ac)	Maturity Date	Lodging <sup>c</sup> Score	Shatter <sup>d</sup> Score	Plant Height (in.)
<b>Relative Maturity 5.0–5.3</b>							
<b>Xtend Only</b>							
Progeny P5016RXS	105.0	•	•	Sep-21	37.0	1.0	37
AgriGold G5288RX	104.3	•	•	Oct-02	41.0	1.0	41
Armor 49-D13	101.5	•	•	Sep-26	35.0	1.0	35
AgriGold G5000RX	101.1	•	•	Oct-01	40.0	1.0	40
Armor 52-D71	97.7	•	•	Oct-02	35.0	1.0	35
Asgrow AG 52X9	97.2	•	•	Sep-27	40.0	1.0	40
Progeny P5018RX	96.3	•	•	Oct-03	39.0	1.0	39
Local Seed LS5087X	92.8	•	•	Sep-26	36.0	1.0	36
Armor X51D77	89.5	•	•	Oct-03	45.0	1.0	45
NK S50-G9X	87.2	•	•	Oct-03	38.0	1.0	38
Progeny P5252RX	86.3	•	•	Oct-02	49.0	1.0	49
Progeny P5279RXS	85.9	•	•	Oct-02	50.0	1.0	50
GRAND MEAN	95.4	•	•	Sep-30	40.4	1.0	40
LSD (5%)	7.0	•	•	•	0.0	•	•
C.V.	6.2	•	•	•	12.1	•	•
<b>Non-Xtend</b>							
Delta Grow DG5170RR2	95.9	•	•	Oct-03	2.3	1.5	34
NSGA DrewSoy 5.0	92.6	•	•	Oct-02	1.0	1.0	26
Credenz CZ 5225 LL	87.8	•	•	Sep-28	1.0	1.0	31
Credenz CZ 5150 LL	82.2	•	•	Sep-21	2.8	1.0	40
Go Soy Leland	81.7	•	•	Oct-03	1.3	1.0	35
GRAND MEAN	88.0	•	•	Sep-29	1.7	1.1	33
LSD (5%)	5.1	•	•	•	0.5	0.6	•
C.V.	4.5	•	•	•	22.8	•	•

<sup>a</sup> Average yield from 2016 and 2018.<sup>b</sup> Average yield from 2015, 2016, and 2018.<sup>c</sup> 1 = Almost all plants erect; 2 = either all plants leaning slightly, or a few plants down; 3 = either all plants leaning moderately, or 25–50% of plants down; 4 = either all plants leaning considerably, or 50–80% of plants down; 5 = all plants down badly.<sup>d</sup> 1 = No shattering; 2 = 1–3% shattered; 3 = 4–8% shattered; 4 = 9–19% shattered; 5 = 20% or more shattered.

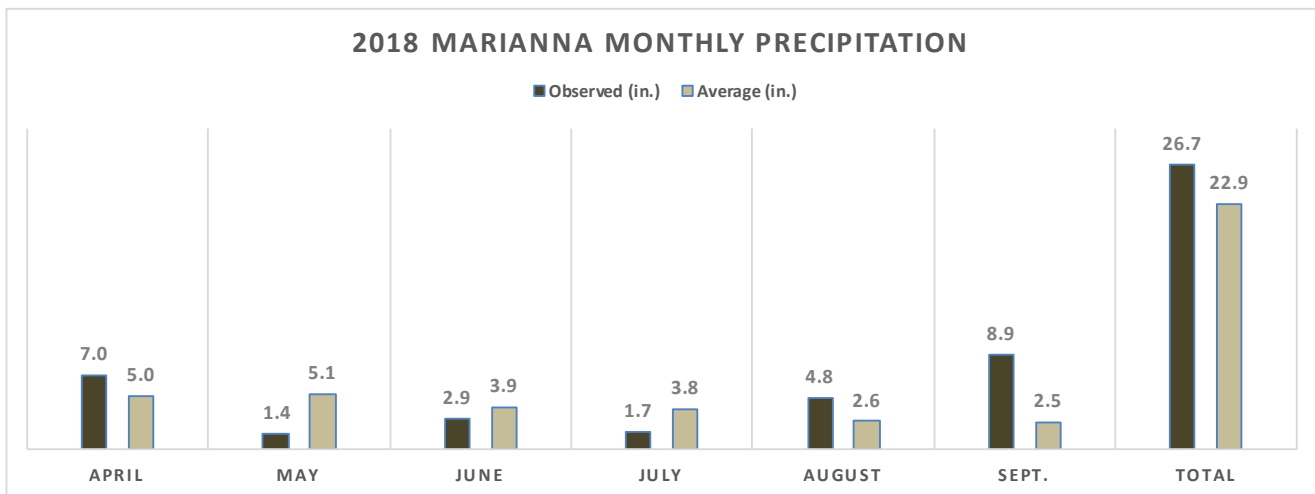
\*At Keiser, non-Xtend soybean varieties showed symptoms consistent with injury attributed to off-target movement of dicamba.

## Marianna: Lon Mann Cotton Research Center (LMCRS)

### Irrigated, Early Planted Soybean Varieties and Strains, 2018



Marianna  
Irrigated EPT



**Soil Series:** Calloway silt loam  
**Previous Crop:** Cotton  
**Row Spacing:** 38-inch  
**Planting Date:** April 20  
**Irrigation Dates:** May 17  
 June 9, 21  
 July 7, 13, 23  
 August 4, 31

**Herbicide Application(s):** Valor + Dual Magnum  
 Storm  
 Storm  
 Storm

**Harvest Date(s):** Relative Maturity (RM)  
 (3.5–4.2)  
 (4.3–4.5)  
 (4.6–4.7)  
 (4.8–4.9)  
 (5.0–5.3)

April 21  
 May 17  
 June 5  
 June 14

September 20  
 September 20  
 September 20  
 October 5  
 October 5

**Table 3. Performance of Irrigated, Early Planted, Soybean Varieties and Strains, Lon Mann Cotton Research Station, Marianna, Arkansas, 2018\*.**

Variety/Experimental Line	2018 (bu./ac)	2-Year <sup>a</sup> Average (bu./ac)	3-Year <sup>b</sup> Average (bu./ac)	Lodging <sup>c</sup> Score	Shatter <sup>d</sup> Score	Plant Height (in.)
<b>Relative Maturity 3.5–4.2</b>						
<b>Xtend Only</b>						
Asgrow AG 42X9	72.5	•	•	1.0	1.3	37
Progeny P4255RX	72.1	•	•	1.3	1.0	30
Dyna-Gro S41XS98	68.0	•	•	1.3	1.0	26
NK S39-R9X	66.7	•	•	1.0	1.0	27
Armor X41D	66.2	•	•	2.3	1.3	35
Armor 39-D39	59.3	•	•	1.3	1.0	30
Armor X40D	58.7	•	•	1.0	1.3	22
Armor 42-D27	58.4	•	•	1.0	1.0	24
GRAND MEAN	65.2	•	•	1.3	1.1	29
LSD (5%)	6.7	•	•	0.5	0.4	•
C.V.	8.4	•	•	36.0	27.5	•
<b>Non-Xtend</b>						
Progeny P4247LL	85.0	77.0	•	1.0	1.3	32
Credenz CZ 4222 LL	73.7	•	•	1.0	1.0	28
GRAND MEAN	79.4	•	•	1.0	1.1	30
LSD (5%)	7.6	•	•	•	0.6	•
C.V.	5.7	•	•	•	31.4	•
<b>Relative Maturity 4.3–4.5</b>						
<b>Xtend Only</b>						
Armor 45-D50	83.5	•	•	1.0	1.0	33
Local Seed LS4583X	82.8	•	•	1.0	1.3	31
AgriGold G4579RX	78.5	•	•	1.3	1.0	32
Dyna-Gro SX18845XT	76.0	•	•	1.0	1.3	29
Armor 45-D43	75.4	•	•	1.0	1.0	27
Progeny P4570RXS	74.9	•	•	1.3	1.0	33
Delta Grow DG44X50	73.6	•	•	2.3	1.3	38
Progeny P4444RXS	73.5	•	•	1.0	1.0	27
Delta Grow DG45X35	73.3	•	•	1.5	1.0	34
Mission A4447NSXR2	72.6	•	•	1.0	1.3	35
NK S45-K5X	71.9	•	•	1.0	1.0	26
Local Seed LS4565XS	71.6	•	•	1.0	1.3	32
NK S45-Z5XS	70.1	•	•	1.0	1.0	25
NK S43-V3X	70.0	•	•	1.0	1.0	31
Armor X44D36	69.7	•	•	1.0	1.3	30
AgriGold G4440RX	67.7	•	•	2.0	1.5	32
Progeny P4318RX	67.1	•	•	1.8	1.3	31
Local Seed LS4487XS	66.9	•	•	3.0	1.5	31
Dyna-Gro S45XS37	66.3	69.3	•	1.0	1.0	29
Asgrow AG 45X8	66.2	•	•	1.0	1.0	30
NK S45-J3X	65.3	•	•	1.0	1.0	26
Delta Grow DG44X25	65.3	•	•	1.0	1.3	35
Asgrow AG 43X8	64.2	•	•	1.3	1.3	34
Dyna-Gro S43XS27	63.8	•	•	1.5	1.0	31
GRAND MEAN	71.2	•	•	1.3	1.1	31
LSD (5%)	5.9	•	•	0.3	0.4	•
C.V.	7.0	•	•	22.3	33.3	•

**Table 3. Performance of Irrigated, Early Planted, Soybean Varieties and Strains, Lon Mann Cotton Research Station, Marianna, Arkansas, 2018\*, Continued.**

Variety/Experimental Line	2018 (bu./ac)	2-Year <sup>a</sup> Average (bu./ac)	3-Year <sup>b</sup> Average (bu./ac)	Lodging <sup>c</sup> Score	Shatter <sup>d</sup> Score	Plant Height (in.)
<b>Non-Xtend</b>						
Credenz CZ 4548 LL	75.1	•	•	1.3	1.5	33
Credenz CZ 4308 LL	69.7	•	•	1.3	1.0	32
Credenz CZ 4540 LL	69.5	•	•	1.0	1.0	34
Delta Grow DG4587LL/STS	66.7	67.4	70.0	1.8	1.3	32
Go Soy E4510S	61.1	•	•	1.0	1.0	28
Go Soy 43C17S	60.3	•	•	1.0	1.0	23
GRAND MEAN	67.0	•	•	1.2	1.1	30
LSD (5%)	4.5	•	•	0.4	0.4	•
C.V.	5.4	•	•	28.6	29.3	•
<b>Relative Maturity 4.6–4.7</b>						
<b>Xtend Only</b>						
Asgrow AG 47X9	83.1	•	•	1.0	1.0	32
Asgrow AG 46X6	79.7	72.3	•	1.3	1.0	28
Delta Grow DG46X25	77.8	•	•	1.0	1.0	30
Armor 47-D22	77.3	•	•	1.3	1.0	31
AgriGold G4605RX	77.3	•	•	1.0	1.0	37
Local Seed LS4677X	76.0	•	•	1.0	1.3	32
Armor X46D63	75.6	•	•	1.0	1.0	35
Progeny P4799RXS	75.3	•	•	1.3	1.5	35
Mission MEX4619X	75.1	•	•	1.0	1.0	31
Progeny P4620RXS	72.0	•	•	1.3	1.0	31
AGS GS46X17	70.4	•	•	1.0	1.0	23
REV 4679X	68.7	•	•	1.0	1.0	26
Mission MEX4608	68.7	•	•	1.3	1.5	35
Local Seed LS4689X	67.3	•	•	1.5	1.3	36
Mission A4637NSXR2	64.8	•	•	1.8	1.0	32
Local Seed AV47W2X	64.5	•	•	1.3	1.3	33
GRAND MEAN	73.3	•	•	1.2	1.1	32
LSD (5%)	6.9	•	•	0.4	0.4	•
C.V.	7.9	•	•	31.4	27.5	•
<b>Non-Xtend</b>						
Credenz CZ 4649 LL	93.4	•	•	1.3	1.0	45
Delta Grow DG4670RR2	72.2	72.4	68.3	1.0	1.0	28
REV 46L99	70.8	•	•	1.0	1.0	27
Delta Grow DG4790RR2	70.5	62.3	60.9	1.0	1.0	30
REV 47L38	65.3	•	•	1.0	1.0	26
Petrus Seed 479 GTS	62.4	•	•	2.0	1.3	32
GRAND MEAN	72.4	•	•	1.2	1.0	31
LSD (5%)	4.5	•	•	0.3	0.3	•
C.V.	5.0	•	•	16.9	19.6	•



**Table 3. Performance of Irrigated, Early Planted, Soybean Varieties and Strains, Lon Mann Cotton Research Station, Marianna, Arkansas, 2018\*, Continued.**

Variety/Experimental Line	2018 (bu./ac)	2-Year <sup>a</sup> Average (bu./ac)	3-Year <sup>b</sup> Average (bu./ac)	Lodging <sup>c</sup> Score	Shatter <sup>d</sup> Score	Plant Height (in.)
<b>Relative Maturity 4.8–4.9</b>						
<b>Xtend Only</b>						
Croplan RX4928	91.8	•	•	1.5	1.0	36
Mission MEX4908	85.9	•	•	1.3	1.0	34
AgriGold G4995RX	84.7	•	•	1.5	1.0	36
USG 7487XTS	83.7	76.9	•	1.0	1.0	34
Local Seed LS4889XS	83.3	•	•	1.5	1.0	32
Progeny P4955RX	82.1	•	•	1.5	1.0	33
Croplan RX4825	81.6	•	•	1.5	1.0	32
Armor 49-D31	81.2	•	•	2.0	1.0	33
USG 7489XT	81.1	•	•	1.0	1.0	29
Mission MEX4808	80.8	•	•	2.0	1.0	31
Asgrow AG 48X9	80.3	•	•	1.0	1.0	32
Delta Grow DG48X45	78.7	•	•	1.0	1.0	32
Progeny P4816RX	78.6	•	•	1.3	1.0	29
Dyna-Gro S48XT56	77.4	•	•	1.0	1.0	29
REV 4927X	77.3	•	•	1.0	1.0	31
Local Seed AV49W3X	77.0	•	•	1.0	1.0	32
Armor X48D02	75.7	•	•	2.0	1.0	34
Local Seed LS4966X	74.7	•	•	1.0	1.0	28
Local Seed LS4968XS	73.8	•	•	1.0	1.0	30
Croplan RX4927	73.1	•	•	1.3	1.0	33
USG 7496XTS	72.7	•	•	1.0	1.0	27
Progeny P4851RX	72.4	•	•	1.3	1.0	34
Asgrow AG 49X9	71.1	•	•	1.0	1.0	29
Progeny P4994RX	70.6	•	•	1.0	1.0	29
Local Seed LS4988X	69.6	•	•	1.0	1.0	28
Dyna-Gro S49XS76	68.1	65.0	•	1.0	1.0	31
REV 4857X	63.5	•	•	1.0	1.0	30
GRAND MEAN	77.4	•	•	1.2	1.0	31
LSD (5%)	8.3	•	•	0.5	•	•
C.V.	9.1	•	•	32.8	•	•
<b>Non-Xtend</b>						
Progeny P4930LL	88.4	81.0	77.8	2.0	1.0	42
Go Soy 49G16	75.8	•	•	1.0	1.0	24
Credenz CZ 4918 LL	74.5	•	•	1.0	1.0	30
Delta Grow DG4967LL	73.7	66.7	67.2	2.5	1.0	38
Delta Grow DG4977LL/STS	73.4	71.3	68.0	3.3	1.0	39
REV 49L88	73.3	•	•	1.0	1.3	30
Delta Grow DG4880RR	68.2	72.9	74.2	1.0	1.0	30
Delta Grow DG4970RR	64.6	67.9	72.3	2.3	1.0	33
Credenz CZ 4938 LL	63.9	•	•	2.5	1.0	41
Petrus Seed 4916 GTS	61.2	•	•	1.0	1.0	25
GRAND MEAN	71.7	•	•	1.8	1.0	33
LSD (5%)	8.2	•	•	0.5	0.2	•
C.V.	9.5	•	•	25.6	15.4	•

**Table 3. Performance of Irrigated, Early Planted, Soybean Varieties and Strains, Lon Mann Cotton Research Station, Marianna, Arkansas, 2018\*, Continued.**

Variety/Experimental Line	2018 (bu./ac)	2-Year <sup>a</sup> Average (bu./ac)	3-Year <sup>b</sup> Average (bu./ac)	Lodging <sup>c</sup> Score	Shatter <sup>d</sup> Score	Plant Height (in.)
<b>Relative Maturity 5.0 to 5.3</b>						
<b>Xtend Only</b>						
Armor 52-D71	74.5	•	•	1.0	1.0	36
Armor X51D77	74.1	•	•	1.0	1.0	39
AgriGold G5288RX	73.8	•	•	1.0	1.0	33
Progeny P5252RX	73.0	•	•	1.0	1.0	38
Progeny P5018RX	72.8	•	•	1.0	1.0	36
AgriGold G5000RX	71.8	•	•	1.0	1.0	35
Local Seed LS5087X	70.7	•	•	1.0	1.0	35
Armor 49-D13	69.1	•	•	1.0	1.0	37
Progeny P5279RXS	68.5	•	•	1.0	1.0	42
Asgrow AG 52X9	67.7	•	•	1.0	1.0	37
Progeny P5016RXS	67.6	•	•	1.0	1.0	33
NK S50-G9X	61.8	•	•	1.0	1.0	34
GRAND MEAN	70.5	•	•	1.0	1.0	36
LSD (5%)	4.7	•	•	•	•	•
C.V.	5.6	•	•	•	•	•
<b>Non-Xtend</b>						
Delta Grow DG5170RR2	82.0	•	•	1.5	1.0	38
NSGA DrewSoy 5.0	73.8	•	•	1.0	1.0	24
Credenz CZ 5150 LL	65.1	•	•	2.0	1.0	39
Credenz CZ 5225 LL	56.1	•	•	1.0	1.0	23
Go Soy Leland	55.7	•	•	1.0	1.0	20
GRAND MEAN	66.5	•	•	1.3	1.0	29
LSD (5%)	4.4	•	•	0.8	•	•
C.V.	5.2	•	•	48.7	•	•

<sup>a</sup> Average yield from 2016 and 2018.<sup>b</sup> Average yield from 2015, 2016, and 2018.<sup>c</sup> 1 = Almost all plants erect; 2 = either all plants leaning slightly, or a few plants down; 3 = either all plants leaning moderately, or 25–50% of plants down;

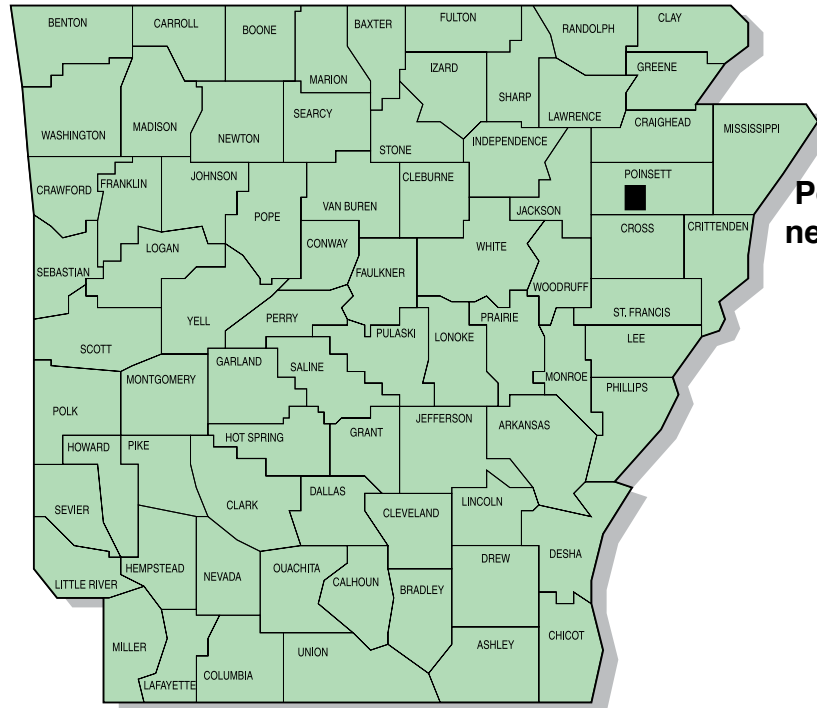
4 = either all plants leaning considerably, or 50–80% of plants down; 5 = all plants down badly.

<sup>d</sup> 1 = No shattering; 2 = 1–3% shattered; 3 = 4–8% shattered; 4 = 9–19% shattered; 5 = 20% or more shattered.

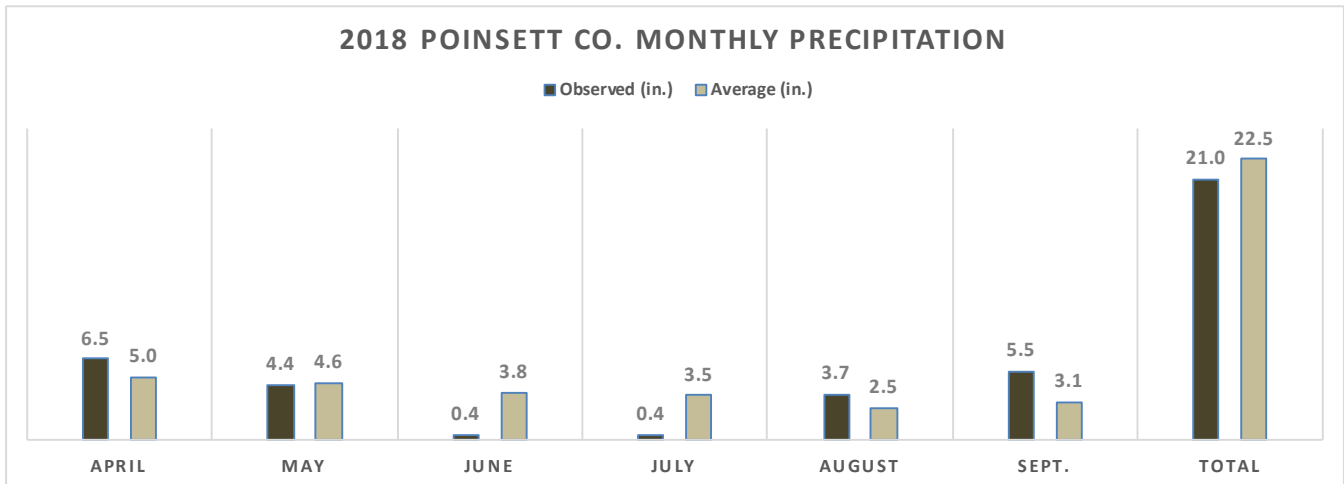
\*At Marianna, non-Xtend soybean varieties showed symptoms consistent with injury attributed to off-target movement of dicamba.

# Poinsett County: near Weiner Arkansas

## Irrigated, Early Planted, Soybean Varieties and Strains, 2018



**Poinsett County,  
near Weiner, Arkansas**



**Soil Series:** Hilleman silt loam  
**Previous Crop:** Soybean  
**Row Spacing:** Eight 7.5-inch rows  
**Planting Date:** May 2  
**Irrigation Dates:** Irrigated 4 times  
**Fungicide Application(s):** Priaxor  
**Insecticide Application(s):** Beseige

**Fertilizer Application(s):** 0-60-90-1 (boron)  
**Herbicide Application(s):** Authority MTZ PRE  
 Stealth PRE  
 Basagran POST  
 Flexstar POST  
 Avatar (2 applications) POST  
**Harvest Date(s):** Relative Maturity (RM)  
 (3.5–4.2) October 2  
 (4.3–4.5) October 2  
 (4.6–4.7) October 2  
 (4.8–4.9) October 3  
 (5.0–5.3) October 3

**Table 4. Performance of Irrigated, Early Planted, Soybean Varieties and Strains, Poinsett County, Arkansas, 2018.**

Variety/Experimental Line	2018 (bu./ac)	2-Year <sup>a</sup> Average (bu./ac)	3-Year <sup>b</sup> Average (bu./ac)	Lodging <sup>c</sup> Score	Shatter <sup>d</sup> Score	Plant Height (in.)
<b>Relative Maturity 3.5–4.2</b>						
NK S39-R9X	73.4	•	•	1.0	1.0	30
Progeny P4247LL	73.3	76.3	73.7	1.0	1.0	32
Progeny P4255RX	73.0	76.3	•	1.5	1.0	28
Asgrow AG 42X9	72.7	•	•	1.0	1.0	35
Armor X41D	67.0	•	•	2.8	1.0	33
Armor 42-D27	65.9	•	•	1.0	1.0	29
Armor 39-D39	63.1	•	•	2.0	1.0	28
Credenz CZ 4222 LL	61.3	•	•	1.0	1.0	28
Dyna-Gro S41XS98	59.7	•	•	1.0	1.0	22
Armor X40D	53.7	•	•	1.0	1.0	24
GRAND MEAN	66.3	•	•	1.3	1.0	29
LSD (5%)	6.4	•	•	0.4	•	•
C.V.	8.0	•	•	26.3	•	•
<b>Relative Maturity 4.3–4.5</b>						
Dyna-Gro SX18845XT	90.6	•	•	1.0	1.0	31
Armor 45-D50	89.2	•	•	1.0	1.0	34
Armor 45-D43	87.3	•	•	1.3	1.0	30
Delta Grow DG44X50	86.1	•	•	2.0	1.0	36
AgriGold G4440RX	85.5	83.6	•	1.8	1.0	36
AgriGold G4579RX	84.2	•	•	1.3	1.0	35
Progeny P4444RXS	84.2	81.6	•	1.3	1.0	29
Asgrow AG 43X8	83.9	81.1	•	3.0	1.0	33
Dyna-Gro S45XS37	83.5	85.4	84.0	1.3	1.0	32
Local Seed LS4583X	83.3	•	•	1.3	1.0	35
Delta Grow DG44X25	81.2	•	•	1.8	1.3	33
Local Seed LS4565XS	81.1	•	•	1.0	1.0	34
Progeny P4570RXS	80.9	•	•	1.0	1.0	34
Dyna-Gro S43XS27	79.9	•	•	1.8	1.0	33
Mission A4447NSXR2	79.3	•	•	1.5	1.0	33
Asgrow AG 45X8	78.4	83.1	•	1.0	1.0	30
Credenz CZ 4548 LL	77.4	•	•	1.3	1.3	31
NK S45-K5X	77.4	•	•	1.3	1.0	30
Delta Grow DG45X35	76.9	•	•	2.0	1.0	37
NK S45-J3X	76.6	•	•	1.0	1.0	29
NK S45-Z5XS	76.2	•	•	1.0	1.0	28
Local Seed LS4487XS	75.1	•	•	2.8	1.0	33
Progeny P4318RX	74.4	•	•	2.8	1.8	33
Delta Grow DG4587LL/STS	74.1	75.8	78.7	2.0	1.0	30
NK S43-V3X	71.6	•	•	1.0	2.0	33
Credenz CZ 4308 LL	70.7	•	•	1.3	1.8	33
Armor X44D36	70.4	•	•	1.0	1.0	32
Credenz CZ 4540 LL	64.5	•	•	1.5	1.0	33
Go Soy 43C17S	64.4	•	•	1.0	1.0	25
Go Soy E4510S	62.4	•	•	1.0	1.0	26
GRAND MEAN	78.3	•	•	1.5	1.1	32
LSD (5%)	8.3	•	•	0.6	0.2	•
C.V.	9.0	•	•	35.4	16.1	•

**Table 4. Performance of Irrigated, Early Planted, Soybean Varieties and Strains, Poinsett County, Arkansas, 2018, Continued.**

Variety/Experimental Line	2018 (bu./ac)	2-Year <sup>a</sup> Average (bu./ac)	3-Year <sup>b</sup> Average (bu./ac)	Lodging <sup>c</sup> Score	Shatter <sup>d</sup> Score	Plant Height (in.)
<b>Relative Maturity 4.6–4.7</b>						
Delta Grow DG46X25	92.8	•	•	1.5	1.5	38
Armor X46D63	87.9	•	•	1.0	1.0	37
Armor 47-D22	87.2	•	•	1.5	1.0	34
Delta Grow DG4670RR2	84.9	82.3	81.3	1.3	1.0	32
Progeny P4799RXS	83.9	85.6	•	1.5	1.0	42
Asgrow AG 46X6	83.8	86.1	80.8	2.0	1.0	34
Progeny P4620RXS	83.0	84.9	•	1.8	1.5	34
AgriGold G4605RX	82.6	•	•	2.0	1.0	38
AGS GS46X17	81.9	79.0	•	1.3	1.0	31
Local Seed AV47W2X	81.7	•	•	2.5	1.0	34
Mission A4637NSXR2	81.4	•	•	2.3	1.0	34
Local Seed LS4677X	81.0	•	•	1.0	1.3	34
Mission MEX4619X	81.0	•	•	1.3	1.0	32
Delta Grow DG4790RR2	80.7	84.1	80.1	1.3	1.0	33
Mission MEX4608	79.9	•	•	2.0	1.5	40
REV 46L99	79.8	•	•	1.0	1.0	34
Credenz CZ 4649 LL	79.5	•	•	1.0	1.3	42
REV 47L38	79.2	•	•	1.3	1.0	31
Asgrow AG 47X9	79.2	•	•	1.5	1.0	33
Local Seed LS4689X	76.4	•	•	2.3	1.5	40
REV 4679X	73.9	•	•	2.0	1.5	33
Petrus Seed 479 GTS	72.9	75.7	•	1.3	1.0	35
GRAND MEAN	81.6	•	•	1.6	1.1	35
LSD (5%)	7.1	•	•	0.8	0.5	•
C.V.	7.4	•	•	44.9	39.8	•
<b>Relative Maturity 4.8–4.9</b>						
Croplan RX4928	102.1	•	•	1.3	1.0	37
Croplan RX4825	100.0	•	•	1.0	1.0	32
USG 7487XTS	95.8	82.5	81.4	1.0	1.0	41
Asgrow AG 48X9	95.7	•	•	1.3	1.0	33
Petrus Seed 4916 GTS	94.2	•	•	1.0	1.0	30
Mission MEX4808	93.8	•	•	2.8	1.0	36
USG 7489XT	93.8	•	•	1.0	1.0	34
Local Seed LS4889XS	93.4	•	•	3.3	1.0	38
Armor X48D02	92.8	•	•	3.0	1.0	36
Progeny P4816RX	92.5	87.5	•	1.0	1.0	34
REV 4927X	92.1	84.7	•	1.8	1.0	35
Asgrow AG 49X9	91.9	•	•	2.3	1.0	35
Mission MEX4908	91.3	•	•	1.5	1.0	34
Local Seed LS4966X	91.0	•	•	1.0	1.0	35
Dyna-Gro S48XT56	90.9	87.2	•	1.0	1.0	32
Credenz CZ 4938 LL	90.5	•	•	1.3	1.0	50
AgriGold G4995RX	90.2	•	•	1.8	1.0	35
Local Seed LS4968XS	90.0	•	•	1.0	1.0	35
Credenz CZ 4918 LL	88.9	•	•	1.3	1.0	35
Go Soy 49G16	88.6	78.7	•	1.0	1.0	30
Progeny P4851RX	88.5	81.4	•	3.5	1.0	36
Croplan RX4927	88.3	•	•	2.8	1.0	37
Local Seed AV49W3X	88.3	•	•	2.3	1.0	37
USG 7496XTS	88.2	83.4	•	1.3	1.0	33
Delta Grow DG48X45	87.4	•	•	1.0	1.0	32
Progeny P4930LL	87.3	81.6	76.8	1.0	1.0	40
Progeny P4955RX	87.0	•	•	1.8	1.0	40
Armor 49-D31	86.9	•	•	1.8	1.0	35
Dyna-Gro S49XS76	86.6	84.3	71.1	1.0	1.0	32
Delta Grow DG4880RR	86.3	79.9	75.8	2.5	1.0	33

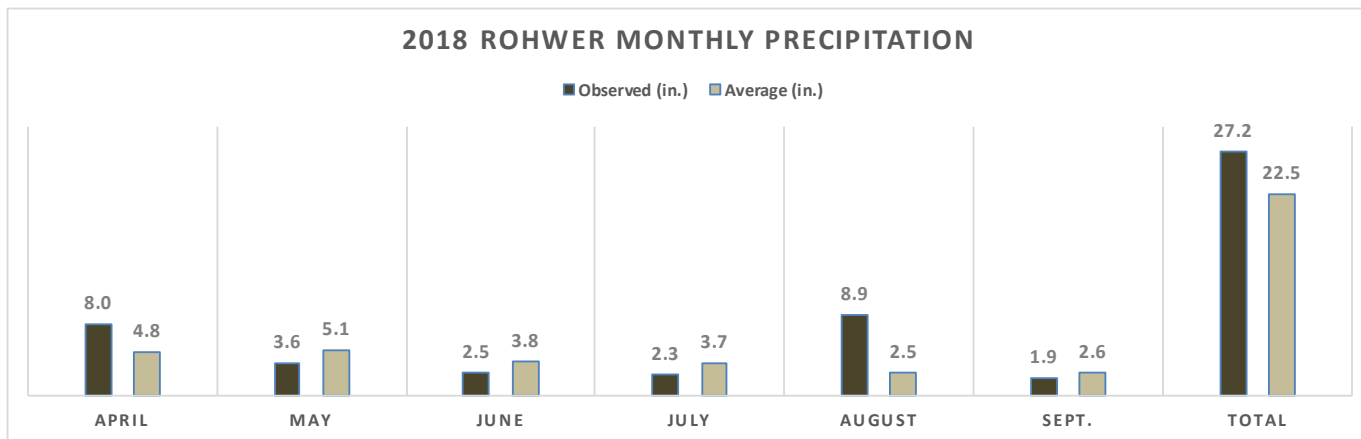
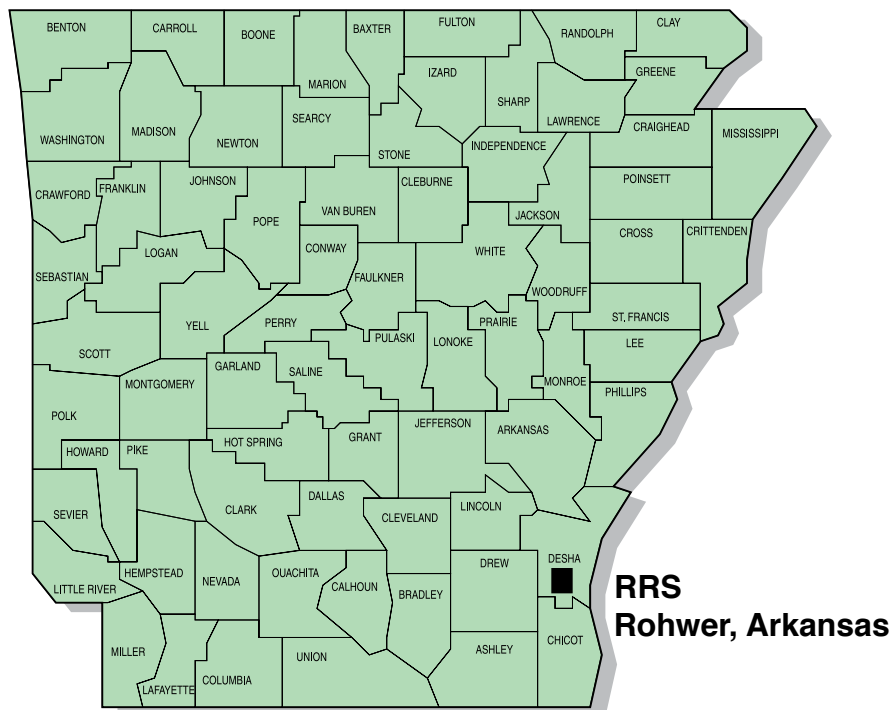
Table 4. Performance of Irrigated, Early Planted, Soybean Varieties and Strains, Poinsett County, Arkansas, 2018, Continued.

Variety/Experimental Line	2018	2-Year <sup>a</sup>	3-Year <sup>b</sup>	Lodging <sup>c</sup>	Shatter <sup>d</sup>	Plant Height
	(bu./ac)	Average	Average	Score	Score	(in.)
		(bu./ac)	(bu./ac)			
<b>Relative Maturity 4.8–4.9, Continued</b>						
Delta Grow DG4977LL/STS	85.9	80.9	79.7	2.0	1.0	41
REV 49L88	84.1	80.8	•	1.0	1.0	31
Progeny P4994RX	83.4	•	•	1.0	1.0	29
Delta Grow DG4970RR	81.2	76.0	74.6	3.8	1.0	37
Delta Grow DG4967LL	81.2	77.8	75.7	1.3	1.0	45
REV 4857X	77.9	80.1	•	2.3	1.0	31
Local Seed LS4988X	77.2	•	•	1.0	1.0	30
GRAND MEAN	89.3	•	•	1.7	1.0	35
LSD (5%)	6.6	•	•	0.5	•	•
C.V.	6.3	•	•	26.7	•	•
<b>Relative Maturity 5.0–5.3</b>						
Delta Grow DG5170RR2	98.3	•	•	2.0	1.0	42.0
Armor 52-D71	97.0	•	•	1.0	1.0	40
Local Seed LS5087X	93.7	•	•	2.0	1.0	38
Armor 49-D13	93.4	•	•	1.8	1.0	37
NSGA DrewSoy 5.0	92.6	•	•	1.0	1.0	27
AgriGold G5288RX	92.1	•	•	1.0	1.0	37
Progeny P5016RXS	92.1	89.2	•	1.0	1.0	37
AgriGold G5000RX	91.5	86.8	•	1.0	1.0	35
Progeny P5279RXS	89.8	83.8	•	1.5	1.0	46
Progeny P5018RX	88.0	•	•	2.0	1.0	40
Asgrow AG 52X9	87.8	•	•	1.0	1.0	34
NK S50-G9X	87.4	•	•	3.5	1.0	33
Credenz CZ 5150 LL	85.1	•	•	1.3	1.0	40
Progeny P5252RX	81.5	•	•	2.5	1.0	41
Armor X51D77	79.6	•	•	2.5	1.0	41
Go Soy Leland	79.0	77.3	•	1.0	1.0	26
Credenz CZ 5225 LL	64.2	•	•	1.0	1.0	24.0
GRAND MEAN	87.8	•	•	1.6	1.0	36
LSD (5%)	7.8	•	•	0.5	•	•
C.V.	7.4	•	•	28.4	•	•

<sup>a</sup> Average yield from 2017 and 2018.<sup>b</sup> Average yield from 2016, 2017, and 2018.<sup>c</sup> 1 = Almost all plants erect; 2 = either all plants leaning slightly, or a few plants down; 3 = either all plants leaning moderately, or 25–50% of plants down; 4 = either all plants leaning considerably, or 50–80% of plants down; 5 = all plants down badly.<sup>d</sup> 1 = No shattering; 2 = 1–3% shattered; 3 = 4–8% shattered; 4 = 9–19% shattered; 5 = 20% or more shattered.

# Rohwer: Rohwer Research Station (RRS)

## Irrigated, Early Planted, Soybean Varieties and Strains, 2018



<b>Soil Series:</b>	Desha silt loam	<b>Fertilizer Application(s):</b>	100 lb/ac 0-0-60 100 lb/ac 0-46-0	March 20 March 21
<b>Previous Crop:</b>	Corn	<b>Herbicide Application(s):</b>	Glyphosate + 2,4-D Fierce Prefix Clethodim Zidua	March 15 May 2 May 23 June 6 June 8
<b>Row Width:</b>	38-inch twin row	<b>Harvest Date(s):</b>	Relative Maturity (RM) (3.5–4.2) (4.3–4.5) (4.6–4.7) (4.8–4.9) (5.0–5.3)	September 11 September 18 September 18 September 20 September 21
<b>Planting Date:</b>	May 2			
<b>Irrigation Dates:</b>	June 9, 28 July 9, 18 August 6			

Table 5. Performance of Irrigated, Early Planted, Soybean Varieties and Strains, Rohwer Research Station, Rohwer, Arkansas, 2018.

Variety/Experimental Line	2018 (bu./ac)	2-Year <sup>a</sup> Average (bu./ac)	3-Year <sup>b</sup> Average (bu./ac)	Maturity Date	Lodging <sup>c</sup> Score	Shatter <sup>d</sup> Score	Plant Height (in.)
<b>Relative Maturity 3.5–4.2</b>							
Dyna-Gro S41XS98	75.8	•	•	Aug-26	2.3	1.0	43
Progeny P4255RX	72.1	73.3	•	Aug-30	3.0	1.0	45
Armor 42-D27	70.1	•	•	Aug-24	2.5	1.0	45
Armor 39-D39	68.9	•	•	Sep-01	2.3	1.0	47
Progeny P4247LL	66.2	69.0	64.6	Sep-01	2.0	1.0	49
Credenz CZ 4222 LL	66.2	•	•	Sep-01	3.5	1.0	51
Armor X41D	65.4	•	•	Sep-02	4.0	1.0	49
NK S39-R9X	63.2	•	•	Aug-30	3.8	1.0	44
Asgrow AG 42X9	55.6	•	•	Sep-01	2.5	1.0	55
Armor X40D	49.4	•	•	Aug-15	2.5	1.0	41
GRAND MEAN	65.3	•	•	Aug-29	2.8	1.0	47
LSD (5%)	6.2	•	•	•	0.6	•	•
C.V.	7.9	•	•	•	17.7	•	•
<b>Relative Maturity 4.3–4.5</b>							
NK S45-Z5XS	80.8	•	•	Sep-04	1.5	1.0	44
Asgrow AG 45X8	77.2	78.2	•	Sep-10	3.3	1.0	42
NK S45-K5X	76.2	•	•	Sep-02	2.5	1.0	43
Progeny P4570RXS	75.4	•	•	Sep-08	2.0	1.0	52
Asgrow AG 43X8	73.1	78.5	•	Sep-10	3.5	1.0	46
Local Seed LS4487XS	72.7	•	•	Sep-05	4.0	1.0	53
Dyna-Gro S45XS37	72.2	75.9	67.4	Sep-16	2.5	1.0	47
Delta Grow DG44X25	72.1	•	•	Sep-06	2.0	1.0	52
Mission A4447NSXR2	71.9	•	•	Sep-09	2.5	1.0	50
Credenz CZ 4548 LL	71.6	•	•	Sep-10	3.3	1.0	52
Delta Grow DG45X35	70.4	•	•	Sep-10	3.3	1.0	54
Local Seed LS4565XS	69.9	•	•	Sep-16	2.8	1.0	50
NK S45-J3X	69.3	•	•	Aug-30	1.5	1.0	44
NK S43-V3X	69.2	•	•	Sep-05	3.5	1.0	47
Dyna-Gro S43XS27	69.1	•	•	Sep-05	2.5	1.0	51
Credenz CZ 4308 LL	67.7	•	•	Sep-02	3.5	1.0	51
AgriGold G4579RX	66.5	•	•	Sep-12	1.5	1.0	51
Delta Grow DG4587LL/STS	65.4	68.8	66.6	Sep-08	3.5	1.0	53
Go Soy E4510S	65.2	•	•	Aug-26	1.0	1.0	42
Go Soy 43C17S	64.8	•	•	Aug-28	2.0	1.0	38
Armor 45-D50	64.2	•	•	Sep-04	2.8	1.0	52
Progeny P4318RX	63.9	•	•	Sep-06	4.0	1.0	51
Dyna-Gro SX18845XT	63.3	•	•	Sep-04	2.5	1.0	43
Progeny P4444RXS	63.0	67.6	•	Sep-03	3.0	1.0	43
AgriGold G4440RX	62.7	71.1	•	Sep-08	3.0	1.0	51
Credenz CZ 4540 LL	62.0	•	•	Sep-16	2.8	1.0	51
Armor 45-D43	58.4	•	•	Aug-30	3.3	1.0	47
Local Seed LS4583X	53.4	•	•	Sep-05	2.3	1.0	49
Delta Grow DG44X50	51.5	•	•	Aug-22	2.5	1.0	54
Armor X44D36	45.7	•	•	Aug-24	2.8	1.0	55
GRAND MEAN	67.0	•	•	Sep-05	2.7	1.0	49
LSD (5%)	7.9	•	•	•	0.7	•	•
C.V.	10.0	•	•	•	22.1	•	•



**Table 5. Performance of Irrigated, Early Planted, Soybean Varieties and Strains, Rohwer Research Station, Rohwer, Arkansas, 2018, Continued.**

Variety/Experimental Line	2018 (bu./ac)	2-Year <sup>a</sup> Average (bu./ac)	3-Year <sup>b</sup> Average (bu./ac)	Maturity Date	Lodging <sup>c</sup> Score	Shatter <sup>d</sup> Score	Plant Height (in.)
<b><u>Relative Maturity 4.6–4.7</u></b>							
Asgrow AG 46X6	81.7	83.5	71.6	Sep-14	3.0	1.0	47
AGS GS46X17	79.5	79.2	•	Sep-05	1.3	1.0	40
Asgrow AG 47X9	76.9	•	•	Sep-12	2.3	1.0	48
Mission MEX4619X	76.2	•	•	Sep-14	2.8	1.0	48
REV 46L99	74.6	•	•	Sep-12	3.0	1.0	51
Petrus Seed 479 GTS	73.9	75.2	•	Sep-04	3.0	1.0	51
Delta Grow DG4790RR2	72.2	76.6	64.6	Sep-10	3.3	1.0	50
Progeny P4620RXS	71.4	75.2	•	Sep-15	3.3	1.0	49
Progeny P4799RXS	71.4	77.4	•	Sep-15	2.3	1.0	54
REV 47L38	71.0	•	•	Sep-12	3.3	1.0	47
Local Seed AV47W2X	70.6	•	•	Sep-16	3.0	1.0	50
Mission A4637NSXR2	69.1	•	•	Sep-12	2.8	1.0	47
Local Seed LS4677X	68.0	•	•	Sep-12	3.0	1.0	47
Delta Grow DG4670RR2	67.4	73.7	64.1	Sep-04	3.5	1.0	47
Armor X46D63	66.9	•	•	Sep-12	1.3	1.0	50
AgriGold G4605RX	66.5	•	•	Sep-11	3.0	1.0	56
Local Seed LS4689X	66.1	•	•	Sep-11	3.0	1.0	56
REV 4679X	65.6	•	•	Sep-15	3.8	1.0	49
Mission MEX4608	65.5	•	•	Sep-11	2.8	1.0	58
Armor 47-D22	59.9	•	•	Sep-03	3.5	1.0	43
Credenz CZ 4649 LL	58.4	•	•	Sep-15	3.0	1.0	52
Delta Grow DG46X25	51.6	•	•	Sep-04	2.8	1.0	46
GRAND MEAN	69.3	•	•	Sep-10	2.8	1.0	49
LSD (5%)	9.7	•	•	•	0.6	•	•
C.V.	11.8	•	•	•	19.3	•	•
<b><u>Relative Maturity 4.8–4.9</u></b>							
Asgrow AG 48X9	79.3	•	•	Sep-13	2.0	1.0	52
USG 7489XT	78.5	•	•	Sep-19	2.5	1.0	44
Croplan RX4825	76.7	•	•	Sep-19	2.3	1.0	50
Progeny P4816RX	74.5	75.7	•	Sep-19	2.3	1.0	49
Local Seed AV49W3X	74.5	•	•	Sep-09	3.3	1.0	47
USG 7496XTS	74.3	74.3	•	Sep-16	2.0	1.0	54
Delta Grow DG48X45	73.2	•	•	Sep-18	2.5	1.0	45
REV 49L88	72.4	71.8	•	Sep-18	3.5	1.0	44
Croplan RX4928	70.5	•	•	Sep-19	3.0	1.0	51
Local Seed LS4966X	69.8	•	•	Sep-19	2.0	1.0	46
Dyna-Gro S49XS76	69.1	70.9	66.2	Sep-14	2.3	1.0	46
REV 4857X	68.9	74.5	•	Sep-18	3.3	1.0	51
Credenz CZ 4918 LL	68.4	•	•	Sep-15	2.0	1.0	49
Dyna-Gro S48XT56	68.2	73.4	•	Sep-18	2.0	1.0	44
AgriGold G4995RX	67.9	•	•	Sep-17	2.3	1.0	55
Asgrow AG 49X9	67.0	•	•	Sep-14	2.5	1.0	49
Petrus Seed 4916 GTS	66.4	•	•	Sep-19	1.8	1.0	42
Local Seed LS4968XS	66.1	•	•	Sep-17	2.5	1.0	52
Progeny P4994RX	65.8	•	•	Sep-14	3.5	1.0	48
Mission MEX4908	65.7	•	•	Sep-17	2.5	1.0	55
Progeny P4930LL	64.9	69.1	65.6	Sep-17	2.8	1.0	49
REV 4927X	63.7	73.2	•	Sep-09	3.5	1.0	49
Armor X48D02	62.4	•	•	Sep-12	2.8	1.0	48
Local Seed LS4988X	62.3	•	•	Sep-12	3.0	1.0	47
Croplan RX4927	61.9	•	•	Sep-11	4.0	1.0	54
Local Seed LS4889XS	61.5	•	•	Sep-10	2.3	1.0	51
Progeny P4955RX	61.2	•	•	Sep-18	2.5	1.0	51
Go Soy 49G16	61.1	63.5	•	Sep-19	2.0	1.0	44
Progeny P4851RX	59.9	70.1	•	Sep-11	4.0	1.0	52
Mission MEX4808	59.6	•	•	Sep-10	3.0	1.0	49

Table 5. Performance of Irrigated, Early Planted, Soybean Varieties and Strains, Rohwer Research Station, Rohwer, Arkansas, 2018, Continued.

Variety/Experimental Line	2018 (bu./ac)	2-Year <sup>a</sup> Average (bu./ac)	3-Year <sup>b</sup> Average (bu./ac)	Maturity Date	Lodging <sup>c</sup> Score	Shatter <sup>d</sup> Score	Plant Height (in.)
<b>Relative Maturity 4.8–4.9, Continued</b>							
Delta Grow DG4880RR	58.8	74.3	64.9	Sep-15	3.8	1.0	49
Armor 49-D31	58.6	•	•	Sep-12	2.5	1.0	50
Delta Grow DG4967LL	57.3	60.3	59.7	Sep-17	2.8	1.0	55
Delta Grow DG4977LL/STS	55.0	59.1	57.9	Sep-12	3.5	1.0	50
Credenz CZ 4938 LL	53.7	•	•	Sep-17	3.0	1.0	54
USG 7487XTS	52.9	58.6	56.3	Sep-10	2.0	1.0	51
Delta Grow DG4970RR	52.2	63.9	57.0	Sep-12	4.0	1.0	49
GRAND MEAN	65.5	•	•	Sep-15	2.7	1.0	49
LSD (5%)	8.8	•	•	•	0.6	•	•
C.V.	11.4	•	•	•	19.2	•	•
<b>Relative Maturity 5.0–5.3</b>							
Asgrow AG 52X9	73.1	•	•	Sep-16	1.8	1.0	52
AgriGold G5288RX	70.2	•	•	Sep-19	2.0	1.0	54
AgriGold G5000RX	69.1	71.2	•	Sep-17	1.5	1.0	47
Delta Grow DG5170RR2	68.1	•	•	Sep-19	3.0	1.0	54
Local Seed LS5087X	66.8	•	•	Sep-18	2.5	1.0	51
Progeny P5016RXS	66.6	71.4	•	Sep-16	2.3	1.0	47
Armor 52-D71	65.9	•	•	Sep-18	1.8	1.0	54
Go Soy Leland	63.5	64.5	•	Sep-19	1.0	1.0	35
Progeny P5018RX	62.9	•	•	Sep-18	3.0	1.0	53
Credenz CZ 5225 LL	62.8	•	•	Sep-17	1.5	1.0	39
Armor 49-D13	62.7	•	•	Sep-18	2.8	1.0	54
NK S50-G9X	61.6	•	•	Sep-17	3.5	1.0	48
Credenz CZ 5150 LL	60.5	•	•	Sep-16	2.3	1.0	54
Progeny P5252RX	58.3	•	•	Sep-20	2.3	1.0	54
NSGA DrewSoy 5.0	58.1	•	•	Sep-18	2.3	1.0	40
Armor X51D77	55.9	•	•	Sep-19	2.3	1.0	56
Progeny P5279RXS	52.4	62.7	•	Sep-08	2.8	1.0	53
GRAND MEAN	63.4	•	•	Sep-17	2.3	1.0	50
LSD (5%)	8.3	•	•	•	0.7	•	•
C.V.	11.0	•	•	•	25.4	•	•

<sup>a</sup> Average yield from 2017 and 2018.<sup>b</sup> Average yield from 2016, 2017, and 2018.<sup>c</sup> 1 = Almost all plants erect; 2 = either all plants leaning slightly, or a few plants down; 3 = either all plants leaning moderately, or 25–50% of plants down; 4 = either all plants leaning considerably, or 50–80% of plants down; 5 = all plants down badly.<sup>d</sup> 1 = No shattering; 2 = 1–3% shattered; 3 = 4–8% shattered; 4 = 9–19% shattered; 5 = 20% or more shattered.

**Table 6-A. Yields of Maturity Groups III and IV (Relative Maturity 3.5–4.2), Full-Season, Soybean Varieties and Strains at Kibler and Rohwer, 2018<sup>a</sup>.**

Variety/Experimental Line	Herbicide Technology	Kibler	Rohwer	Rohwer
		.....(bu./ac).....		
<b>Relative Maturity 3.5–4.2</b>				
Armor 42-D27	Xtend	69.2	80.5	75.2
Asgrow AG 42X9	Xtend	52.7	69.1	60.3
Credenz CZ 3601 LL	LL	67.9	69.5	76.5
Credenz CZ 3738 LL	LL	66.5	76.5	72.6
Credenz CZ 3841 LL	LL	59.8	72.9	69.1
Credenz CZ 4044 LL	LL	58.8	65.1	60.0
Credenz CZ 4222 LL	LL	61.2	83.5	72.5
Eagle Seed ES4060RYX	Xtend	60.1	79.0	60.2
Eagle Seed ES4211RYX	Xtend	66.4	75.4	71.5
EXP1X18	Xtend	54.4	65.6	66.2
Progeny P4247LL	LL	64.8	72.0	70.0
Progeny P4255RX	Xtend	67.9	67.4	72.7
S13-2743C	Conv.	62.0	77.5	51.7
GRAND MEAN		62.4	73.4	67.6
LSD (5%)		8.3	12.4	9.2
C.V.		9.5	12.1	9.7

<sup>a</sup> Kibler = Vegetable Research Station, Kibler, Arkansas. Soil series = Roxanna silt loam.

Rohwer = Rohwer Research Station, Rohwer, Arkansas. Soil series = Desha silt loam.

**Table 6-B. Yields of Maturity Groups III and IV (Relative Maturity 3.5–4.2), Full-Season, Soybean Varieties and Strains at Keiser and Marianna, 2018<sup>a</sup>.**

Variety/Experimental Line	Herbicide Technology	Keiser	Marianna
		.....(bu./ac).....	
<b>Relative Maturity 3.5–4.2</b>			
<b>Xtend Only</b>			
Armor 42-D27	Xtend	75.4	77.4
Asgrow AG 42X9	Xtend	70.7	73.8
Eagle Seed ES4060RYX	Xtend	76.5	72.0
Eagle Seed ES4211RYX	Xtend	76.3	71.2
EXP1X18	Xtend	63.2	68.4
Progeny P4255RX	Xtend	68.7	79.6
GRAND MEAN		71.8	73.7
LSD (5%)		7.6	7.8
C.V.		7.0	7.1
<b>Non-Xtend</b>			
Credenz CZ 3601 LL	LL	66.2	68.9
Credenz CZ 3738 LL	LL	58.9	69.4
Credenz CZ 3841 LL	LL	57.3	67.5
Credenz CZ 4044 LL	LL	68.6	67.0
Credenz CZ 4222 LL	LL	67.2	74.5
Progeny P4247LL	LL	65.3	75.1
S13-2743C	Conv.	73.7	68.0
GRAND MEAN		65.3	70.1
LSD (5%)		6.2	9.4
C.V.		6.5	9.3

<sup>a</sup> Keiser = Northeast Research and Extension Center, Keiser, Arkansas. Soil series = Sharkey clay.

Marianna = Lon Mann Cotton Research Station, Marianna, Arkansas. Soil series = Calloway silt loam.

\*At both sites, non-Xtend soybean varieties showed symptoms consistent with injury attributed to off-target movement of dicamba.

Table 7-A. Yields of Maturity Group IV (Relative Maturity 4.3–4.5), Full-Season, Soybean Varieties and Strains at Kibler and Rohwer, 2018<sup>a</sup>.

Variety/Experimental Line	Herbicide Technology	Kibler	Rohwer	
				Late Planted
			(bu./ac)	
<b>Relative Maturity 4.3–4.5</b>				
AgriGold G4440RX	Xtend	71.6	67.5	64.4
AgriGold G4579RX	Xtend	67.1	68.8	65.7
Armor 45-D43	Xtend	66.7	64.5	65.0
Armor X44D36	Xtend	52.0	48.7	50.9
Armor 45-D50	Xtend	71.2	67.2	58.3
Asgrow AG 43X8	Xtend	62.1	64.9	59.4
Asgrow AG 45X8	Xtend	63.1	70.9	63.7
Credenz CZ 4308 LL	LL	63.0	65.8	65.5
Credenz CZ 4540 LL	LL	59.0	53.3	54.4
Credenz CZ 4548 LL	LL	69.6	66.1	63.8
Delta Grow DG44X25	Xtend	65.2	72.3	58.7
Delta Grow DG44X50	Xtend	62.1	56.1	58.9
Delta Grow DG4587LL/STS	LL/STS	55.1	64.2	60.8
Delta Grow DG45X35	Xtend	72.3	66.6	66.4
Dyna-Gro S43XS27	Xtend/STS	68.4	62.4	69.3
Dyna-Gro S45XS37	Xtend/STS	64.7	65.0	60.6
Dyna-Gro S45XS66	Xtend/STS	72.2	65.4	65.8
Eagle Seed ES4460RYX	Xtend	64.8	57.0	67.0
Go Soy E4510S	Conv./STS	60.1	61.8	58.0
Hefty H43x8	Xtend	62.7	44.0	55.4
Hefty H45x8s	Xtend/STS	72.5	58.0	73.0
LG LGS4597RX	Xtend	72.8	64.0	67.9
Local Seed AV44U4LL	LL	64.3	73.6	66.8
Local Seed LS4388X	Xtend	61.6	61.7	52.2
Local Seed LS4565XS	Xtend/STS	64.4	71.3	71.3
Local Seed LS4583X	Xtend	66.4	57.2	62.6
Pioneer P44A08L	LL	69.0	72.1	59.9
Pioneer P45A19X	Xtend	66.9	70.4	65.2
Progeny P4318RX	Xtend	54.1	58.2	55.9
Progeny P4444RXS	Xtend/STS	64.4	58.9	66.2
Progeny P4570RXS	Xtend/STS	77.5	67.9	65.0
S13-10590C	Conv.	64.7	56.4	51.2
VIRTUE EX206	Conv.	67.6	57.4	63.7
GRAND MEAN		65.4	63.0	62.2
LSD (5%)		8.5	8.7	7.7
C.V.		9.5	10.1	9.0

<sup>a</sup> Kibler = Vegetable Research Station, Kibler, Arkansas. Soil series = Roxanna silt loam.

Rohwer = Rohwer Research Station, Rohwer, Arkansas. Soil series = Desha silt loam.

Table 7-B. Yields of Maturity Group IV (Relative Maturity 4.3–4.5), Full-Season, Soybean Varieties and Strains at Keiser and Marianna, 2018<sup>a,\*</sup>.

Variety/Experimental Line	Herbicide Technology	Keiser	Marianna
		.....(bu./ac).....	
<b>Relative Maturity 4.3–4.5</b>			
<b>Xtend Only</b>			
AgriGold G4440RX	Xtend	65.7	75.2
AgriGold G4579RX	Xtend	60.1	73.1
Armor 45-D43	Xtend	67.9	67.5
Armor X44D36	Xtend	58.8	68.3
Armor 45-D50	Xtend	62.3	73.2
Asgrow AG 43X8	Xtend	59.9	62.9
Asgrow AG 45X8	Xtend	63.1	71.3
Delta Grow DG44X25	Xtend	70.0	66.0
Delta Grow DG44X50	Xtend	62.3	60.7
Delta Grow DG45X35	Xtend	68.8	63.7
Dyna-Gro S43XS27	Xtend/STS	66.0	66.3
Dyna-Gro S45XS37	Xtend/STS	68.0	68.5
Dyna-Gro S45XS66	Xtend/STS	69.3	77.8
Eagle Seed ES4460RYX	Xtend	67.8	70.5
Hefty H43x8	Xtend	63.2	62.0
Hefty H45x8	Xtend	70.3	76.8
LG LGS4597RX	Xtend	66.8	80.8
Local Seed LS4388X	Xtend	67.5	67.1
Local Seed LS4565XS	Xtend/STS	73.7	68.3
Local Seed LS4583X	Xtend	68.6	77.9
Pioneer P45A19X	Xtend	66.0	70.4
Progeny P4318RX	Xtend	61.9	61.2
Progeny P4444RXS	Xtend/STS	66.9	73.6
Progeny P4570RXS	Xtend/STS	61.4	76.3
GRAND MEAN		65.7	70.0
LSD (5%)		8.9	8.5
C.V.		9.9	8.9
<b>Non-Xtend</b>			
Credenz CZ 4308 LL	LL	69.9	73.0
Credenz CZ 4540 LL	LL	61.1	64.3
Credenz CZ 4548 LL	LL	60.6	73.0
Delta Grow DG4587LL/STS	LL/STS	64.6	67.3
Go Soy E4510S	Conv./STS	58.8	67.9
Local Seed AV44U4LL	LL	65.2	68.6
Pioneer P44A08L	LL	67.7	72.0
S13-10590C	Conv.	62.4	75.1
VIRTUE EX206	Conv.	63.3	75.1
GRAND MEAN		63.7	70.7
LSD (5%)		7.7	9.8
C.V.		8.5	9.8

<sup>a</sup> Keiser = Northeast Research and Extension Center, Keiser, Arkansas. Soil series = Sharkey clay.

Marianna = Lon Mann Cotton Research Station, Marianna, Arkansas. Soil series = Calloway silt loam.

\*At both sites, non-Xtend soybean varieties showed symptoms consistent with injury attributed to off-target movement of dicamba.

**Table 8-A. Yields of Maturity Group IV (Relative Maturity 4.6–4.7), Full-Season, Soybean Varieties and Strains at Kibler and Rohwer, 2018<sup>a</sup>.**

Variety/Experimental Line	Herbicide Technology	Kibler	Rohwer	
				Late-Planted
			.....(bu./ac).....	
<b>Relative Maturity 4.6–4.7</b>				
AgriGold G4605RX	Xtend	61.6	62.1	61.5
AGS GS46X17	Xtend	67.3	67.5	65.4
Armor X46D63	Xtend	66.1	70.2	61.5
Armor 47-D22	Xtend	69.3	62.4	63.4
Asgrow AG 46X6	Xtend	71.1	77.6	71.0
Asgrow AG 47X9	Xtend	68.5	73.7	67.4
Credez CZ 4649 LL	LL	60.0	64.2	62.2
Credez CZ 4748 LL	LL	60.3	66.5	64.2
Delta Grow DG4670RR2	RR2	63.1	66.1	60.4
Delta Grow DG46X25	Xtend	70.7	62.2	63.2
Delta Grow DG4790RR2	RR2	56.1	66.6	66.0
Eagle Seed ES4680RYX	Xtend	60.0	65.5	62.2
Eagle Seed ES4777RR	RR1	66.6	54.2	60.6
Hefty H46x6s	Xtend/STS	61.0	60.0	66.3
LG C4710RX	Xtend	49.0	50.0	48.9
LG LGS4624RX	Xtend	63.5	62.3	63.8
Local Seed AV47W2X	Xtend	65.8	66.2	60.9
Local Seed AV47W3LL	LL	63.9	73.4	68.7
Local Seed LS4677X	Xtend	61.3	72.3	77.5
Local Seed LS4689X	Xtend	58.9	67.7	66.9
Petrus Seed 479 GTS	RR1/STS	58.4	66.4	68.8
Pioneer P46A16R	RR1	66.9	82.0	70.7
Pioneer P46A57BX	Xtend	62.6	76.5	63.5
Pioneer P47A76L	LL	69.4	71.5	66.0
Progeny P4620RXS	Xtend/STS	59.7	72.7	63.5
Progeny P4799RXS	Xtend/STS	57.8	69.3	57.9
R15-1150	Conv.	61.6	64.8	52.5
R15-2422	Conv.	62.6	54.6	44.6
R15-818	Conv.	67.2	58.2	58.7
REV 4679X	Xtend	71.8	61.2	69.5
REV 46L99	LL	67.2	78.0	72.1
REV 47L38	LL	66.2	70.0	73.8
S14-9051R	RR1	68.7	71.4	65.2
VIRTUE EX203	Conv.	61.5	60.9	50.8
VIRTUE EX202	Conv.	60.7	55.1	54.5
GRAND MEAN		63.6	66.4	63.2
LSD (5%)		8.3	7.8	5.9
C.V.		9.5	8.6	6.8

<sup>a</sup> Kibler = Vegetable Research Station, Kibler, Arkansas. Soil series = Roxanna silt loam.

Rohwer = Rohwer Research Station, Rohwer, Arkansas. Soil series = Desha silt loam.

Table 8-B. Yields of Maturity Group IV (Relative Maturity 4.6–4.7), Full-Season, Soybean Varieties and Strains at Keiser and Marianna, 2018<sup>a,\*</sup>.

Variety/Experimental Line	Herbicide Technology	Yield (bu./ac)	
		Keiser	Marianna
<b>Relative Maturity 4.6–4.7</b>			
<b>Xtend Only</b>			
AgriGold G4605RX	Xtend	66.6	67.9
AGS GS46X17	Xtend	71.3	59.2
Armor X46D63	Xtend	58.7	65.4
Armor 47-D22	Xtend	57.1	60.6
Asgrow AG 46X6	Xtend	64.2	71.0
Asgrow AG 47X9	Xtend	64.8	68.4
Delta Grow DG46X25	Xtend	70.4	67.8
Eagle Seed ES4680RYX	Xtend	72.7	67.8
Hefty H46x6	Xtend	74.6	65.6
LG C4710RX	Xtend	68.8	67.8
LG LGS4624RX	Xtend	66.7	67.2
Local Seed AV47W2X	Xtend	60.6	59.2
Local Seed LS4677X	Xtend	66.1	63.7
Local Seed LS4689X	Xtend	65.6	63.8
Pioneer P46A57BX	Xtend	61.5	65.8
Progeny P4620RXS	Xtend/STS	70.7	71.8
Progeny P4799RXS	Xtend/STS	60.8	68.2
REV 4679X	Xtend	64.2	75.8
GRAND MEAN		65.8	66.5
LSD (5%)		13.2	6.2
C.V.		14.5	6.7
<b>Non-Xtend</b>			
Credenz CZ 4649 LL	LL	64.6	71.6
Credenz CZ 4748 LL	LL	58.9	66.8
Delta Grow DG4670RR2	RR2	58.3	61.0
Delta Grow DG4790RR2	RR2	69.2	71.6
Eagle Seed ES4777RR	RR1	67.8	67.9
Local Seed AV47W3LL	LL	67.4	60.5
Petrus Seed 479 GTS	RR1/STS	54.7	55.5
Pioneer P46A16R	RR1	65.6	69.6
Pioneer P47A76L	LL	62.9	65.5
R15-1150	Conv.	70.9	58.3
R15-2422	Conv.	60.3	57.6
R15-818	Conv.	63.6	57.8
REV 46L99	LL	64.4	69.0
REV 47L38	LL	66.7	60.9
S14-9051R	RR1	65.6	70.4
VIRTUE EX203	Conv.	63.5	61.6
VIRTUE EX202	Conv.	69.2	53.2
GRAND MEAN		64.3	63.4
LSD (5%)		7.9	7.5
C.V.		8.8	8.5

<sup>a</sup> Keiser = Northeast Research and Extension Center, Keiser, Arkansas. Soil series = Sharkey clay.

Marianna = Lon Mann Cotton Research Station, Marianna, Arkansas. Soil series = Calloway silt loam.

\*At both sites, non-Xtend soybean varieties showed symptoms consistent with injury attributed to off-target movement of dicamba.



**Table 9-A. Yields of Maturity Group IV (Relative Maturity 4.8–4.9), Full-Season, Soybean Varieties and Strains at Kibler and Rohwer, 2018<sup>a</sup>.**

Variety/Experimental Line	Herbicide Technology	Kibler	Rohwer	
				Late-Planted
			(bu./ac)	
<b>Relative Maturity 4.8–4.9</b>				
AgriGold G4995RX	Xtend	76.1	70.2	72.6
AGS GS48X18	Xtend	73.0	67.2	61.0
Armor X48D02	Xtend	71.3	58.6	55.1
Armor 49-D31	Xtend	64.6	59.7	65.0
Asgrow AG 48X9	Xtend/SR	77.6	65.8	74.8
Asgrow AG 49X9	Xtend/SR	78.9	76.4	73.9
Credenz CZ 4820 LL	LL	71.4	64.2	69.7
Credenz CZ 4918 LL	LL	73.7	59.8	62.9
Credenz CZ 4938 LL	LL	71.6	54.7	65.0
Delta Grow DG4880RR	RR1	69.8	57.8	62.0
Delta Grow DG48X45	Xtend	83.3	69.3	69.8
Delta Grow DG4967LL	LL	72.0	61.5	65.0
Delta Grow DG4970RR	RR1	66.7	56.9	48.5
Delta Grow DG4977LL/STS	LL/STS	67.8	56.9	54.4
Dyna-Gro S49LL34	LL	71.8	61.4	63.6
Dyna-Gro S48XS78	Xtend/STS	71.6	61.6	67.5
Dyna-Gro S48XT56	Xtend	81.9	72.0	66.5
Dyna-Gro S49XS76	Xtend/STS	73.3	66.8	57.9
Dyna-Gro S49XT39	Xtend	80.1	61.3	56.1
Eagle Seed ES4840RYX	Xtend	62.3	54.3	64.9
Eagle Seed ES4870RYX	Xtend	66.4	66.1	69.7
Eagle Seed ES4998RR	RR1	63.7	38.3	56.6
EXP2X18	Xtend	73.2	60.7	67.2
EXP3X18	Xtend	77.4	56.4	61.6
Go Soy 49G16	RR1	70.1	63.1	53.3
Go Soy Ireane	Conv.	73.0	63.3	61.8
Hefty H48X7	Xtend	80.8	66.7	72.0
Hefty H49X7s	Xtend/STS	76.1	67.8	63.8
LG C4845RX	Xtend	83.2	73.1	76.7
LG LGS4989RX	Xtend	75.3	66.5	74.3
Local Seed AV49W3X	Xtend	72.6	70.6	68.6
Local Seed LS4889XS	Xtend/STS	67.8	66.1	60.9
Local Seed LS4966X	Xtend	79.0	72.1	75.5
Local Seed LS4968XS	Xtend/STS	71.5	67.2	64.8
Local Seed LS4988X	Xtend	74.4	54.7	58.5
Petrus Seed 4916 GTS	RR1	67.5	57.4	51.9
Pioneer P48A60X	Xtend	75.1	79.1	71.3
Progeny P4816RX	Xtend	79.9	70.8	69.9
Progeny P4851RX	Xtend	75.4	66.6	57.7
Progeny P4930LL	LL	73.0	51.5	67.8
Progeny P4955RX	Xtend	63.7	54.4	56.5
Progeny P4994RX	Xtend	73.8	66.6	70.5
REV 4857X	Xtend	70.2	60.4	66.1
REV 4927X	Xtend	76.5	59.3	55.3
REV 49L88	LL	73.4	59.6	66.0
TN16-520R1	RR1	71.5	63.6	66.8
USG 7487XTS	Xtend/STS	68.4	63.4	67.9
USG 7489XTS	Xtend/STS	84.5	77.3	72.0
USG 7496XTS	Xtend/STS	74.5	68.7	69.6
GRAND MEAN		73.3	63.4	64.7
LSD (5%)		6.8	9.6	7.2
C.V.		6.8	11.1	8.1

<sup>a</sup> Kibler = Vegetable Research Station, Kibler, Arkansas. Soil series = Roxanna silt loam.

Rohwer = Rohwer Research Station, Rohwer, Arkansas. Soil series = Desha silt loam.

Table 9-B. Yields of Maturity Group IV (Relative Maturity 4.8–4.9), Full-Season, Soybean Varieties and Strains at Keiser and Marianna, 2018<sup>3,\*</sup>.

Variety/Experimental Line	Herbicide Technology	Yield (bu./ac)	
		Keiser	Marianna
<b>Relative Maturity 4.8–4.9</b>			
<b>Xtend Only</b>			
AgriGold G4995RX	Xtend	72.5	73.7
AGS GS48X18	Xtend	73.0	69.1
Armor X48D02	Xtend	73.0	76.6
Armor 49-D31	Xtend	67.5	67.6
Asgrow AG 48X9	Xtend/SR	70.7	69.0
Asgrow AG 49X9	Xtend/SR	78.6	67.8
Delta Grow DG48X45	Xtend	71.9	70.4
Dyna-Gro S48XS78	Xtend/STS	81.7	66.7
Dyna-Gro S48XT56	Xtend	75.2	70.6
Dyna-Gro S49XS76	Xtend/STS	74.0	73.3
Dyna-Gro S49XT39	Xtend	72.2	68.0
Eagle Seed ES4840RYX	Xtend	76.9	70.5
Eagle Seed ES4870RYX	Xtend	70.7	70.5
EXP2X18	Xtend	78.6	65.9
EXP3X18	Xtend	67.6	69.1
Hefty H48X7	Xtend	71.8	67.0
Hefty H49X7s	Xtend/STS	73.7	71.7
LG C4845RX	Xtend	69.1	68.8
LG LGS4989RX	Xtend	70.5	66.6
Local Seed AV49W3X	Xtend	68.0	68.0
Local Seed LS4889XS	Xtend/STS	67.9	70.4
Local Seed LS4966X	Xtend	72.8	74.5
Local Seed LS4968XS	Xtend/STS	72.5	77.3
Local Seed LS4988X	Xtend	67.3	59.5
Pioneer P48A60X	Xtend	73.1	68.7
Progeny P4816RX	Xtend	73.4	73.5
Progeny P4851RX	Xtend	75.4	66.3
Progeny P4955RX	Xtend	67.8	63.6
Progeny P4994RX	Xtend	68.4	61.5
REV 4857X	Xtend	73.3	67.3
REV 4927X	Xtend	73.9	70.6
USG 7487XTS	Xtend/STS	68.4	68.8
USG 7489XTS	Xtend/STS	76.5	66.8
USG 7496XTS	Xtend/STS	70.8	72.0
GRAND MEAN		72.3	69.2
LSD (5%)		6.7	7.4
C.V.		6.8	7.8

**Table 9-B. Yields of Maturity Group IV (Relative Maturity 4.8–4.9), Full-Season, Soybean Varieties and Strains at Keiser and Marianna, 2018<sup>a,\*</sup>, Continued.**

Variety/Experimental Line	Herbicide Technology	Keiser	Marianna
		.....(bu./ac).....	
<b>Relative Maturity 4.8–4.9, Continued</b>			
<b>Non-Xtend</b>			
Credenz CZ 4820 LL	LL	70.6	63.5
Credenz CZ 4918 LL	LL	68.6	70.5
Credenz CZ 4938 LL	LL	64.2	63.1
Delta Grow DG4880	RR1	68.2	63.6
Delta Grow DG4967LL	LL	71.1	65.6
Delta Grow DG4970	RR1	73.7	58.3
Delta Grow DG4977LL/STS	LL/STS	62.7	56.0
Dyna-Gro S49LL34	LL	72.8	70.5
Eagle Seed ES4998RR	RR1	68.6	60.2
Go Soy 49G16	RR1	69.9	72.0
Go Soy Ireane	Conv.	76.1	59.6
Petrus Seed 4916 GTS	RR1	71.7	74.2
Progeny P4930LL	LL	71.5	70.6
REV 49L88	LL	67.0	69.3
TN16-520R1	RR1	65.7	59.5
GRAND MEAN		69.5	65.1
LSD (5%)		5.8	6.4
C.V.		6.0	7.1

<sup>a</sup> Keiser = Northeast Research and Extension Center, Keiser, Arkansas. Soil series = Sharkey clay.

Marianna = Lon Mann Cotton Research Station, Marianna, Arkansas. Soil series = Calloway silt loam.

\* At both sites, non-Xtend soybean varieties showed symptoms consistent with injury attributed to off-target movement of dicamba.

**Table 10-A. Yields of Maturity Group V (Relative Maturity 5.0–5.4), Full-Season, Soybean Varieties and Strains at Kibler and Rohwer, 2018<sup>a</sup>.**

Variety/Experimental Line	Herbicide Technology	Kibler	Rohwer	
				Late-Planted
			.....(bu./ac).....	
<b>Relative Maturity 5.0–5.4</b>				
AgriGold G5000RX	Xtend	65.6	57.4	57.5
AgriGold G5288RX	Xtend	71.2	58.6	72.3
AGS GS51X18	Xtend/STS	60.6	60.5	60.1
Armor 49-D13	Xtend	75.3	64.9	71.7
Armor X51D77	Xtend	62.9	52.2	65.8
Armor 52-D71	Xtend	67.1	70.6	75.8
Asgrow AG 52X9	Xtend/SR	67.3	64.5	76.1
Asgrow AG 53X9	Xtend	72.3	66.0	74.5
Asgrow AG 54X9	Xtend	60.6	61.4	63.2
Credenz CZ 5147 LL	LL	67.7	59.7	66.2
Credenz CZ 5150 LL	LL	62.0	60.7	71.0
Credenz CZ 5225 LL	LL	66.3	51.6	62.0
Credenz CZ 5328 LL	LL	66.0	63.5	61.7
Credenz CZ 5445 LL	LL	64.1	56.3	58.6
Delta Grow DG5170RR2	RR2	64.8	60.0	59.3
Delta Grow DG52X15	Xtend	69.4	63.8	68.1
Dyna-Gro S52XT08	Xtend	63.1	63.4	64.9
Dyna-Gro SX1865XS	Xtend/STS	69.4	65.5	69.8
Dyna-Gro SX18854XT	Xtend	64.0	62.9	61.7
Eagle Seed ES5220RYX	Xtend	72.9	71.3	65.8
Eagle Seed ES5420RYX	Xtend	66.8	73.2	58.3
EXP4X18	Xtend	65.3	59.4	75.4
Go Soy 50G17	RR1	65.6	54.2	51.0
Go Soy 51C17	Conv.	65.5	59.6	48.9
Local Seed AV51W1LL	LL	62.2	77.0	65.6
Local Seed LS5087X	Xtend	70.6	72.1	65.3
Pioneer P50A78L	LL	66.9	74.2	61.7
Progeny P5016RXS	Xtend/STS	68.3	66.0	65.9
Progeny P5018RX	Xtend	75.6	63.9	66.7
Progeny P5252RX	Xtend	66.7	64.8	61.1
Progeny P5279RXS	Xtend/STS	67.3	54.5	57.7
Progeny P5414LLS	LL/STS	61.4	47.9	59.1
Progeny P5554RX	Xtend	60.0	68.3	67.5
R12-6751RR	RR1	60.0	67.0	49.1
R13-13997	Conv.	67.0	54.2	61.8
R13-1409	Conv.	58.0	63.4	68.8
R13-818	Conv.	66.7	49.7	52.5
R14-10150	Conv.	60.8	46.5	45.8
R14-1422	Conv.	67.3	53.6	53.7
R14-14797RR	RR1	58.7	54.3	56.1
R14-15079	Conv.	66.6	53.7	53.5
R14-356	Conv.	64.1	57.0	67.2
R14-898	Conv.	62.1	54.1	55.5
R15-1194	Conv.	67.1	62.6	56.5
R15-1587	Conv.	64.1	62.0	57.5
R15-1687	Conv.	67.1	49.0	51.8
R15-2465RR	RR1	58.5	54.2	45.5
R15-489	Conv.	62.9	62.2	52.6
REV 54L18	LL	62.8	70.9	63.2
GRAND MEAN		65.5	60.9	61.7
LSD (5%)		5.9	9.9	7.7
C.V.		6.7	12.0	9.2

<sup>a</sup> Kibler = Vegetable Research Station, Kibler, Arkansas. Soil series = Roxanna silt loam.  
Rohwer = Rohwer Research Station, Rohwer, Arkansas. Soil series = Desha silt loam.

MG V  
Full-Season

**Table 10-B. Yields of Maturity Group V (Relative Maturity 5.0–5.4), Full-Season, Soybean Varieties and Strains at Keiser and Marianna, 2018<sup>3,\*</sup>.**

Variety/Experimental Line	Herbicide Technology	Yield (bu./ac)	
		Keiser	Marianna
<b>Relative Maturity 5.0–5.4</b>			
<b>Xtend Only</b>			
AgriGold G5000RX	Xtend	62.2	72.8
AgriGold G5288RX	Xtend	63.3	70.1
AGS GS51X18	Xtend/STS	71.8	67.1
Armor 49-D13	Xtend	72.0	69.4
Armor X51D77	Xtend	68.8	67.7
Armor 52-D71	Xtend	73.0	71.8
Asgrow AG 52X9	Xtend/SR	72.1	66.2
Asgrow AG 53X9	Xtend	80.5	72.5
Asgrow AG 54X9	Xtend	73.8	69.1
Delta Grow DG52X15	Xtend	69.2	69.9
Dyna-Gro S52XT08	Xtend	73.4	67.8
Dyna-Gro SX18652XS	Xtend/STS	71.7	66.3
Dyna-Gro SX18854XT	Xtend	69.0	63.4
Eagle Seed ES5220RYX	Xtend	75.1	72.4
Eagle Seed ES5420RYX	Xtend	75.9	67.5
EXP4X18	Xtend	70.5	65.1
Local Seed LS5087X	Xtend	64.9	72.8
Progeny P5016RXS	Xtend/STS	68.1	71.1
Progeny P5018RX	Xtend	70.2	71.6
Progeny P5252RX	Xtend	69.6	61.7
Progeny P5279RXS	Xtend/STS	68.0	66.3
Progeny P5554RX	Xtend	73.5	77.0
GRAND MEAN		70.8	69.1
LSD (5%)		9.2	6.2
C.V.		9.5	6.5

**Table 10-B. Yields of Maturity Group V (Relative Maturity 5.0–5.4), Full-Season, Soybean Varieties and Strains at Keiser and Marianna, 2018<sup>a,\*</sup>, Continued.**

Variety/Experimental Line	Herbicide Technology	Keiser	Marianna
		.....(bu./ac).....	
<b>Relative Maturity 5.0–5.4, Continued</b>			
<b>Non-Xtend</b>			
Credenz CZ 5147 LL	LL	67.4	70.1
Credenz CZ 5150 LL	LL	70.0	64.1
Credenz CZ 5225 LL	LL	72.2	57.3
Credenz CZ 5328 LL	LL	62.9	70.0
Credenz CZ 5445 LL	LL	69.8	64.3
Delta Grow DG5170RR2	RR2	71.5	72.9
Go Soy 50G17	RR1	73.9	79.0
Go Soy 51C17	Conv.	67.2	62.5
Local Seed AV51W1LL	LL	74.7	68.6
Pioneer P50A78L	LL	67.2	66.4
Progeny P5414LLS	LL/STS	62.9	61.4
R12-6751RR	RR1	61.4	59.0
R13-13997	Conv.	69.2	67.6
R13-1409	Conv.	67.8	68.8
R13-818	Conv.	71.8	67.5
R14-10150	Conv.	59.5	65.9
R14-1422	Conv.	77.4	62.2
R14-14797RR	RR1	67.8	62.6
R14-15079	Conv.	68.9	66.0
R14-356	Conv.	67.6	63.6
R14-898	Conv.	67.8	67.4
R15-1194	Conv.	68.4	64.0
R15-1587	Conv.	76.7	65.6
R15-1687	Conv.	64.8	63.0
R15-2465RR	RR1	58.2	58.2
R15-489	Conv.	73.5	62.2
REV 54L18	LL	71.0	63.0
GRAND MEAN		68.6	65.3
LSD (5%)		8.9	5.4
C.V.		9.5	6.1

<sup>a</sup> Keiser = Northeast Research and Extension Center, Keiser, Arkansas. Soil series = Sharkey clay.

Marianna = Lon Mann Cotton Research Station, Marianna, Arkansas. Soil series = Calloway silt loam.

\* At both sites, non-Xtend soybean varieties showed symptoms consistent with injury attributed to off-target movement of dicamba.

**Table 11-A. Yields of Maturity Group V (Relative Maturity 5.5–5.9), Full-Season, Soybean Varieties and Strains at Kibler and Rohwer, 2018<sup>a</sup>.**

Variety/Experimental Line	Herbicide Technology	Kibler	Rohwer	
			Rohwer	Rohwer Late-Planted
		.....(bu./ac).....		
<b>Relative Maturity 5.5–5.9</b>				
16UARK-52	RR1	64.9	61.6	54.7
Armor 55-D57	Xtend	60.8	78.1	67.9
Asgrow AG 55X7	Xtend	66.1	72.4	67.9
Delta Grow DG5580RR2	RR2	70.2	43.6	52.7
Delta Grow DG5585RR2	RR2	63.2	69.2	58.6
Dyna-Gro S56XT99	Xtend	63.9	77.4	66.9
Eagle Seed ES5519RR	RR1	58.5	41.2	51.8
Eagle Seed ES5660RYX	Xtend	63.9	67.7	66.2
Eagle Seed ES5930RYX	Xtend	60.0	56.2	43.3
Go Soy 56C16	Conv.	60.6	58.7	49.5
Progeny P5688RX	Xtend	66.1	65.9	66.3
R14-14648	Conv.	60.2	53.8	53.6
R15-5695	Conv.	56.5	52.3	54.7
S15-10434C	Conv.	71.0	53.5	56.0
USG 7568XT	Xtend	62.5	66.1	64.2
USG 75B75R	RR2	63.1	68.2	62.0
GRAND MEAN		63.2	61.6	58.5
LSD (5%)		5.0	10.7	8.5
C.V.		5.7	12.5	10.4

<sup>a</sup> Kibler = Vegetable Research Station, Kibler, Arkansas. Soil series = Roxanna silt loam.

Rohwer = Rohwer Research Station, Rohwer, Arkansas. Soil series = Desha silt loam.

**Table 11-B. Yields of Maturity Group V (Relative Maturity 5.5–5.9), Full-Season, Soybean Varieties and Strains at Keiser and Marianna, 2018<sup>a</sup>\***

Variety/Experimental Line	Herbicide Technology	Keiser	Marianna
		.....(bu./ac).....	
<b>Relative Maturity 5.5–5.9</b>			
<b>Xtend Only</b>			
Armor 55-D57	Xtend	71.0	75.6
Asgrow AG 55X7	Xtend	77.6	68.5
Dyna-Gro S56XT99	Xtend	72.8	71.9
Eagle Seed ES5660RYX	Xtend	69.9	68.7
Eagle Seed ES5930RYX	Xtend	64.3	73.1
Progeny P5688RX	Xtend	74.5	78.7
USG 7568XT	Xtend	62.9	77.5
GRAND MEAN		70.4	73.4
LSD (5%)		6.5	5.2
C.V.		6.4	4.7
<b>Non-Xtend</b>			
16UARK-52	RR1	64.8	64.2
Delta Grow DG5580RR2	RR2	71.7	78.2
Delta Grow DG5585RR2	RR2	71.3	77.3
Eagle Seed ES5519RR	RR1	63.7	71.0
Go Soy 56C16	Conv.	70.1	72.8
R14-14648	Conv.	70.7	61.5
R15-5695	Conv.	70.9	69.8
S15-10434C	Conv.	72.3	80.5
USG 75B75R	RR2	74.0	69.0
GRAND MEAN		69.9	71.6
LSD (5%)		6.8	9.3
C.V.		6.8	9.0

<sup>a</sup> Keiser = Northeast Research and Extension Center, Keiser, Arkansas. Soil series = Sharkey clay.

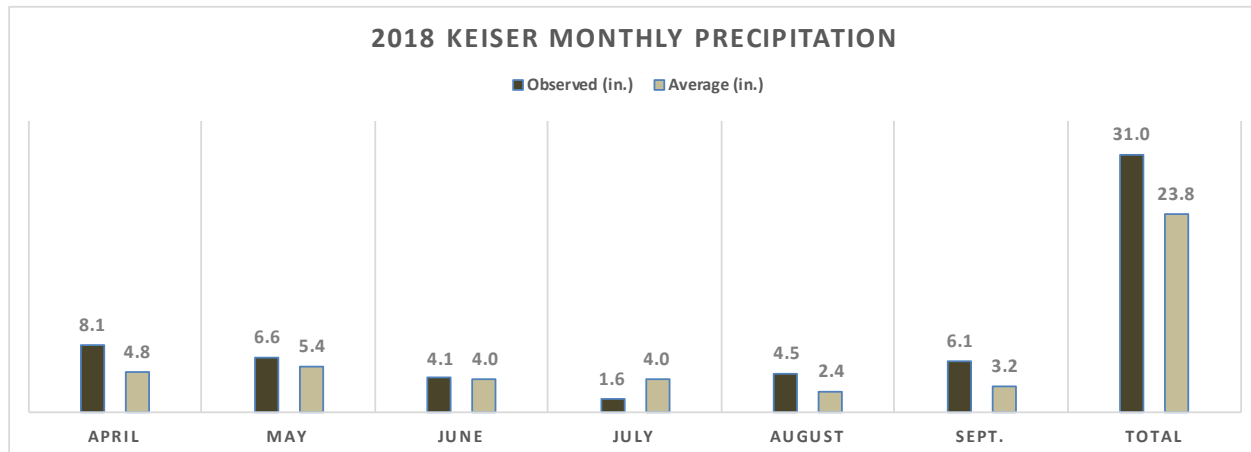
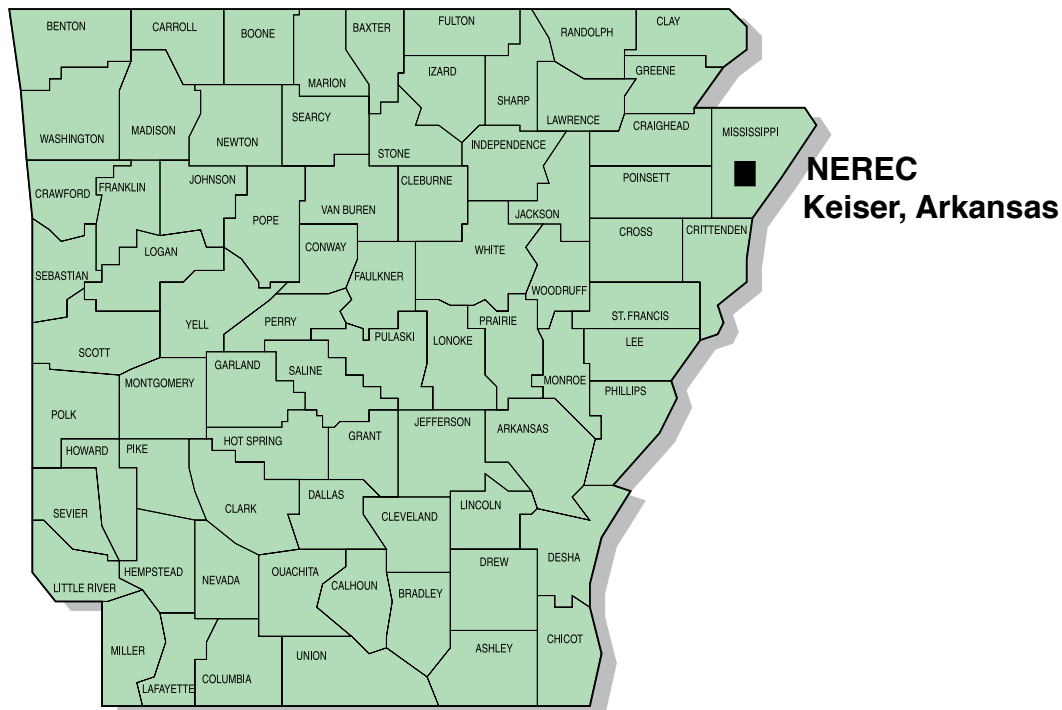
Marianna = Lon Mann Cotton Research Station, Marianna, Arkansas. Soil series = Calloway silt loam.

\*At both sites, non-Xtend soybean varieties showed symptoms consistent with injury attributed to off-target movement of dicamba.



# Keiser: Northeast Research and Extension Center (NEREC)

## Irrigated, Full-Season, Soybean Varieties and Strains, 2018



**Soil Series:** Sharkey clay

**Previous Crop:** Corn

**Row Spacing:** 38-inch

**Planting Date:** June 5

**Irrigation Dates:** July 13  
August 1

**Herbicide Application(s):** Valor + Gramoxone +Zidua  
Prefix + Section

**Harvest Date(s):** Relative Maturity (RM)  
(3.5–4.2)  
(4.3–4.5)  
(4.6–4.7)  
(4.8–4.9)  
(5.0–5.4)  
(5.5–5.9)

June 5  
July 5

October 5  
October 5  
October 8  
October 8  
October 24  
October 24

**Table 12. Performance of Irrigated, Full-Season, Soybean Varieties and Strains, Northeast Research and Extension Center, Keiser, Arkansas, 2018\*.**

Variety/Experimental Line	2018 (bu./ac)	2-Year <sup>a</sup> Average (bu./ac)	3-Year <sup>b</sup> Average (bu./ac)	Maturity Date	Lodging <sup>c</sup> Score	Shatter <sup>d</sup> Score	Plant Height (in.)
<b>Relative Maturity 3.5–4.2</b>							
<b>Xtend Only</b>							
Eagle Seed ES4060RYX	76.5	•	•	Sep-24	1.0	1.0	35
Eagle Seed ES4211RYX	76.3	•	•	Sep-26	1.3	1.0	32
Armor 42-D27	75.4	•	•	Sep-25	1.0	1.0	38
Asgrow AG 42X9	70.7	•	•	Sep-28	1.7	1.0	40
Progeny P4255RX	68.7	•	•	Sep-28	1.7	1.0	36
EXP1X18	63.2	•	•	Sep-24	1.3	1.0	37
GRAND MEAN	71.8	•	•	Sep-25	1.3	1.0	36
LSD (5%)	7.6	•	•	•	0.7	•	•
C.V.	7.0	•	•	•	36.2	•	•
<b>Non-Xtend</b>							
S13-2743C	73.7	•	•	Sep-25	1.0	1.0	34
Credenz CZ 4044 LL	68.6	63.6	65.9	Sep-26	1.0	1.0	35
Credenz CZ 4222 LL	67.2	65.5	•	Sep-28	1.7	1.0	42
Credenz CZ 3601 LL	66.2	•	•	Sep-22	1.0	1.0	40
Progeny P4247LL	65.3	63.4	•	Sep-25	1.0	1.0	33
Credenz CZ 3738 LL	58.9	•	•	Sep-23	1.0	1.0	39
Credenz CZ 3841 LL	57.3	•	•	Sep-23	1.7	1.0	37
GRAND MEAN	65.3	•	•	Sep-24	1.2	1.0	37
LSD (5%)	6.2	•	•	•	0.4	•	•
C.V.	6.5	•	•	•	23.7	•	•
<b>Relative Maturity 4.3–4.5</b>							
<b>Xtend Only</b>							
Local Seed LS4565XS	73.7	•	•	Oct-04	2.0	1.0	42
Hefty H45x8ss	70.3	•	•	Oct-03	1.7	1.0	40
Delta Grow DG44X25	70.0	•	•	Oct-03	1.3	1.0	41
Dyna-Gro S45XS66	69.3	65.6	•	Oct-02	2.0	1.0	42
Delta Grow DG45X35	68.8	•	•	Oct-03	2.0	1.0	42
Local Seed LS4583X	68.6	•	•	Oct-03	1.0	1.0	37
Dyna-Gro S45XS37	68.0	•	•	Oct-03	1.7	1.0	43
Armor 45-D43	67.9	•	•	Sep-29	1.0	1.0	38
Eagle Seed ES4460RYX	67.8	62.8	•	Sep-29	1.3	1.0	40
Local Seed LS4388X	67.5	•	•	Oct-01	2.0	1.0	44
Progeny P4444RXS	66.9	•	•	Sep-29	1.0	1.0	41
LG LGS4597RX	66.8	•	•	Oct-02	1.0	1.0	38
Pioneer P45A19X	66.0	•	•	Oct-02	1.0	1.0	42
Dyna-Gro S43XS27	66.0	•	•	Oct-03	1.7	1.0	43
AgriGold G4440RX	65.7	•	•	Oct-03	1.7	1.0	39
Hefty H43x8	63.2	•	•	Sep-29	1.3	1.0	39
Asgrow AG 45X8	63.1	•	•	Oct-02	1.3	1.0	37
Delta Grow DG44X50	62.3	•	•	Oct-03	2.0	1.0	49
Armor 45-D50	62.3	•	•	Oct-02	1.0	1.0	41
Progeny P4318RX	61.9	•	•	Sep-29	1.3	1.0	38
Progeny P4570RXS	61.4	•	•	Oct-02	1.3	1.0	39
AgriGold G4579RX	60.1	•	•	Oct-03	1.7	1.0	46
Asgrow AG 43X8	59.9	•	•	Oct-02	1.3	1.0	36
Armor X44D36	58.8	•	•	Sep-29	1.0	1.0	33
GRAND MEAN	65.7	•	•	Oct-01	1.4	1.0	40
LSD (5%)	8.9	•	•	•	0.5	•	•
C.V.	9.9	•	•	•	27.6	•	•

**Table 12. Performance of Irrigated, Full-Season, Soybean Varieties and Strains, Northeast Research and Extension Center, Keiser, Arkansas, 2018\*, Continued.**

Variety/Experimental Line	2018 (bu./ac)	2-Year <sup>a</sup> Average (bu./ac)	3-Year <sup>b</sup> Average (bu./ac)	Maturity Date	Lodging <sup>c</sup> Score	Shatter <sup>d</sup> Score	Plant Height (in.)
<b>Relative Maturity 4.3–4.5, Continued</b>							
<b>Non-Xtend</b>							
Credenz CZ 4308 LL	69.9	•	•	Sep-29	1.0	1.0	35
Pioneer P44A08L	67.7	•	•	Oct-03	1.0	1.0	44
Local Seed AV44U4LL	65.2	•	•	Oct-02	1.3	1.0	39
Delta Grow DG4587LL/STS	64.6	61.5	65.0	Oct-03	1.0	1.0	36
VIRTUE EX206	63.3	•	•	Sep-30	1.0	1.0	37
S13-10590C	62.4	•	•	Sep-30	1.7	1.0	37
Credenz CZ 4540 LL	61.1	58.8	61.0	Oct-02	1.0	1.0	42
Credenz CZ 4548 LL	60.6	•	•	Oct-03	1.0	1.0	33
Go Soy E4510S	58.8	•	•	Sep-29	1.0	1.0	34
GRAND MEAN	63.7	•	•	Oct-01	1.1	1.0	37
LSD (5%)	7.7	•	•	•	0.4	•	•
C.V.	8.5	•	•	•	23.7	•	•
<b>Relative Maturity 4.6–4.7</b>							
<b>Xtend Only</b>							
Hefty H46x6ss	74.6	•	•	Oct-04	2.0	1.0	44
Eagle Seed ES4680RYX	72.7	68.8	•	Oct-03	1.3	1.0	41
AGS GS46X17	71.3	•	•	Oct-03	1.0	1.0	32
Progeny P4620RXS	70.7	69.7	•	Oct-03	1.7	1.0	42
Delta Grow DG46X25	70.4	•	•	Oct-03	1.0	1.0	39
LG C4710RX	68.8	•	•	Oct-03	2.0	1.0	47
LG LGS4624RX	66.7	•	•	Oct-04	1.3	1.0	41
AgriGold G4605RX	66.6	•	•	Oct-04	1.3	1.0	44
Local Seed LS4677X	66.1	•	•	Oct-02	1.7	1.0	37
Local Seed LS4689X	65.6	•	•	Oct-04	1.7	1.0	47
Asgrow AG 47X9	64.8	•	•	Oct-03	1.0	1.0	38
REV 4679X	64.2	•	•	Oct-03	1.0	1.0	37
Asgrow AG 46X6	64.2	64.5	•	Oct-04	1.3	1.0	41
Pioneer P46A57BX	61.5	•	•	Oct-02	1.0	1.0	40
Progeny P4799RXS	60.8	60.2	•	Oct-04	1.0	1.0	38
Local Seed AV47W2X	60.6	•	•	Oct-04	1.0	1.0	39
Armor X46D63	58.7	•	•	Oct-03	1.0	1.0	38
Armor 47-D22	57.1	•	•	Oct-05	1.0	1.0	38
GRAND MEAN	65.8	•	•	Oct-03	1.3	1.0	40
LSD (5%)	13.2	•	•	•	0.5	•	•
C.V.	14.5	•	•	•	28.5	•	•
<b>Non-Xtend</b>							
R15-1150	70.9	•	•	Oct-02	2.0	1.0	36
VIRTUE EX202	69.2	•	•	Oct-02	2.0	1.0	35
Delta Grow DG4790RR2	69.2	68.2	69.8	Oct-03	1.7	1.0	42
Eagle Seed ES4777RR	67.8	•	•	Oct-03	1.0	1.0	39
Local Seed AV47W3LL	67.4	•	•	Oct-03	1.0	1.0	41
REV 47L38	66.7	•	•	Oct-03	1.0	1.0	37
S14-9051R	65.6	•	•	Oct-02	1.0	1.0	37
Pioneer P46A16R	65.6	•	•	Oct-03	1.0	1.0	43
Credenz CZ 4649 LL	64.6	•	•	Oct-05	1.0	1.0	36
REV 46L99	64.4	•	•	Oct-04	1.0	1.0	36

**Table 12. Performance of Irrigated, Full-Season, Soybean Varieties and Strains, Northeast Research and Extension Center, Keiser, Arkansas, 2018\*, Continued.**

Variety/Experimental Line	2018 (bu./ac)	2-Year <sup>a</sup> Average (bu./ac)	3-Year <sup>b</sup> Average (bu./ac)	Maturity Date	Lodging <sup>c</sup> Score	Shatter <sup>d</sup> Score	Plant Height (in.)
<b>Relative Maturity 4.6–4.7, Continued</b>							
<b>Non-Xtend</b>							
R15-818	63.6	•	•	Oct-02	1.7	1.0	36
VIRTUE EX203	63.5	•	•	Oct-03	1.0	1.0	40
Pioneer P47A76L	62.9	•	•	Oct-01	1.0	1.0	37
R15-2422	60.3	•	•	Oct-03	2.0	1.0	35
Credenz CZ 4748 LL	58.9	56.4	60.6	Oct-03	1.3	1.0	35
Delta Grow DG4670RR2	58.3	57.4	60.8	Oct-03	1.0	1.0	39
Petrus Seed 479 GTS	54.7	•	•	Oct-03	1.0	1.0	39
GRAND MEAN	64.3	•	•	Oct-02	1.3	1.0	38
LSD (5%)	7.9	•	•	•	0.4	•	•
C.V.	8.8	•	•	•	25.5	•	•
<b>Relative Maturity 4.8–4.9</b>							
<b>Xtend Only</b>							
Dyna-Gro S48XS78	81.7	•	•	Oct-04	1.0	1.0	41
Asgrow AG 49X9	78.6	•	•	Oct-04	1.3	1.0	38
EXP2X18	78.6	•	•	Oct-03	2.0	1.0	40
Eagle Seed ES4840RYX	76.9	•	•	Oct-04	2.3	1.0	53
USG 7489XTS	76.5	•	•	Oct-05	1.0	1.0	36
Progeny P4851RX	75.4	•	•	Oct-04	2.3	1.0	41
Dyna-Gro S48XT56	75.2	69.4	•	Oct-05	1.0	1.0	35
Dyna-Gro S49XS76	74.0	63.6	•	Oct-04	1.0	1.0	39
REV 4927X	73.9	•	•	Oct-04	2.3	1.0	43
Hefty H49X7s	73.7	•	•	Oct-05	1.3	1.0	42
Progeny P4816RX	73.4	69.1	•	Oct-05	1.0	1.0	35
REV 4857X	73.3	•	•	Oct-03	1.3	1.0	41
Pioneer P48A60X	73.1	•	•	Oct-03	1.7	1.0	35
Armor X48D02	73.0	•	•	Oct-04	2.0	1.0	52
AGS GS48X18	73.0	•	•	Oct-03	2.0	1.0	40
Local Seed LS4966X	72.8	•	•	Oct-05	1.0	1.0	34
Local Seed LS4968XS	72.5	•	•	Oct-05	1.3	1.0	45
AgriGold G4995RX	72.5	•	•	Oct-04	1.7	1.0	41
Dyna-Gro S49XT39	72.2	•	•	Oct-02	2.0	1.0	39
Delta Grow DG48X45	71.9	•	•	Oct-05	1.0	1.0	36
Hefty H48X7	71.8	•	•	Oct-05	1.0	1.0	37
USG 7496XTS	70.8	65.2	•	Oct-05	1.0	1.0	41
Eagle Seed ES4870RYX	70.7	56.9	•	Oct-03	2.0	1.0	43
Asgrow AG 48X9	70.7	•	•	Oct-03	1.3	1.0	39
LG LGS4989RX	70.5	•	•	Oct-03	2.0	1.0	41
LG C4845RX	69.1	•	•	Oct-04	1.0	1.0	37
Progeny P4994RX	68.4	•	•	Oct-02	1.0	1.0	36
USG 7487XTS	68.4	•	•	Oct-03	2.0	1.0	48
Local Seed AV49W3X	68.0	•	•	Oct-03	2.0	1.0	44
Local Seed LS4889XS	67.9	•	•	Oct-05	2.3	1.0	45
Progeny P4955RX	67.8	•	•	Oct-05	2.0	1.0	36
EXP3X18	67.6	•	•	Oct-05	1.7	1.0	30
Armor 49-D31	67.5	•	•	Oct-03	2.0	1.0	41
Local Seed LS4988X	67.3	•	•	Oct-03	1.0	1.0	38
GRAND MEAN	72.3	•	•	Oct-03	1.6	1.0	40
LSD (5%)	6.7	•	•	•	0.5	•	•
C.V.	6.8	•	•	•	21.6	•	•

**Table 12. Performance of Irrigated, Full-Season, Soybean Varieties and Strains, Northeast Research and Extension Center, Keiser, Arkansas, 2018\*, Continued.**

Variety/Experimental Line	2018 (bu./ac)	2-Year <sup>a</sup> Average (bu./ac)	3-Year <sup>b</sup> Average (bu./ac)	Maturity Date	Lodging <sup>c</sup> Score	Shatter <sup>d</sup> Score	Plant Height (in.)
<b>Relative Maturity 4.8–4.9, Continued</b>							
<b>Non-Xtend</b>							
Go Soy Ireane	76.1	67.0	67.3	Oct-04	1.3	1.0	33
Delta Grow DG4970RR	73.7	61.2	65.5	Oct-05	2.0	1.0	42
Dyna-Gro S49LL34	72.8	64.8	65.6	Oct-03	1.7	1.0	41
Petrus Seed 4916 GTS	71.7	•	•	Oct-05	2.0	1.0	38
Progeny P4930LL	71.5	63.0	63.8	Oct-05	1.7	1.0	38
Delta Grow DG4967LL	71.1	61.8	63.7	Oct-05	1.7	1.0	46
Credenz CZ 4820 LL	70.6	•	•	Oct-01	1.0	1.0	39
Go Soy 49G16	69.9	•	•	Oct-04	2.7	1.0	44
Credenz CZ 4918 LL	68.6	•	•	Oct-03	1.0	1.0	32
Eagle Seed ES4998RR	68.6	59.0	•	Oct-01	1.0	1.0	40
Delta Grow DG4880RR	68.2	63.7	64.8	Oct-03	1.3	1.0	39
REV 49L88	67.0	•	•	Oct-05	1.7	1.0	38
TN16-520R1	65.7	•	•	Oct-02	1.0	1.0	38
Credenz CZ 4938 LL	64.2	•	•	Oct-04	1.0	1.0	38
Delta Grow DG4977LL/STS	62.7	57.7	57.9	Oct-05	1.0	1.0	38
GRAND MEAN	69.5	•	•	Oct-03	1.5	1.0	39
LSD (5%)	5.8	•	•	•	0.5	•	•
C.V.	6.0	•	•	•	26.2	•	•
<b>Relative Maturity 5.0–5.4</b>							
<b>Xtend Only</b>							
Asgrow AG 53X9	80.5	•	•	Oct-04	1.0	1.0	37
Eagle Seed ES5420RYX	75.9	65.8	•	Oct-08	1.3	1.0	42
Eagle Seed ES5220RYX	75.1	•	•	Oct-05	1.0	1.0	38
Asgrow AG 54X9	73.8	•	•	Oct-05	1.0	1.0	40
Progeny P5554RX	73.5	•	•	Oct-10	1.0	1.0	39
Dyna-Gro S52XT08	73.4	•	•	Oct-05	1.3	1.0	35
Armor 52-D71	73.0	•	•	Oct-08	1.0	1.0	43
Asgrow AG 52X9	72.1	•	•	Oct-05	1.0	1.0	40
Armor 49-D13	72.0	•	•	Oct-04	1.0	1.0	39
AGS GS51X18	71.8	•	•	Oct-04	1.0	1.0	38
Dyna-Gro SX18652XS	71.7	•	•	Oct-05	1.0	1.0	41
EXP4X18	70.5	•	•	Oct-05	1.0	1.0	39
Progeny P5018RX	70.2	•	•	Oct-05	1.0	1.0	36
Progeny P5252RX	69.6	•	•	Oct-08	1.0	1.0	37
Delta Grow DG52X15	69.2	•	•	Oct-08	1.0	1.0	35
Dyna-Gro SX18854XT	69.0	•	•	Oct-04	1.0	1.0	35
Armor X51D77	68.8	•	•	Oct-05	1.0	1.0	40
Progeny P5016RXS	68.1	63.3	•	Oct-05	1.0	1.0	41
Progeny P5279RXS	68.0	•	•	Oct-05	1.0	1.0	35
Local Seed LS5087X	64.9	•	•	Oct-08	1.0	1.0	36
AgriGold G5288RX	63.3	•	•	Oct-08	1.0	1.0	39
AgriGold G5000RX	62.2	•	•	Oct-08	1.0	1.0	41
GRAND MEAN	70.8	•	•	Oct-06	1.0	1.0	38
LSD (5%)	9.2	•	•	•	0.2	•	•
C.V.	9.5	•	•	•	16.5	•	•

**Table 12. Performance of Irrigated, Full-Season, Soybean Varieties and Strains, Northeast Research and Extension Center, Keiser, Arkansas, 2018\*, Continued.**

Variety/Experimental Line	2018 (bu./ac)	2-Year <sup>a</sup> Average (bu./ac)	3-Year <sup>b</sup> Average (bu./ac)	Maturity Date	Lodging <sup>c</sup> Score	Shatter <sup>d</sup> Score	Plant Height (in.)
<b>Relative Maturity 5.0–5.4, Continued</b>							
<b>Non-Xtend</b>							
R14-1422	77.4	•	•	Oct-09	2.0	1.0	37
R15-1587	76.7	•	•	Oct-05	1.7	1.0	32
Local Seed AV51W1LL	74.7	•	•	Oct-05	1.0	1.0	34
Go Soy 50G17	73.9	•	•	Oct-05	2.7	1.0	38
R15-489	73.5	•	•	Oct-10	2.0	1.0	42
Credenz CZ 5225 LL	72.2	•	•	Oct-04	2.0	1.0	37
R13-818	71.8	•	•	Oct-09	2.0	1.0	35
Delta Grow DG5170RR2	71.5	•	•	Oct-08	1.7	1.0	43
REV 54L18	71.0	•	•	Oct-05	1.0	1.0	34
Credenz CZ 5150 LL	70.0	64.6	65.4	Oct-05	1.0	1.0	36
Credenz CZ 5445 LL	69.8	•	•	Oct-09	1.7	1.0	37
R13-13997	69.2	•	•	Oct-09	1.0	1.0	30
R14-15079	68.9	•	•	Oct-08	2.3	1.0	37
R15-1194	68.4	•	•	Oct-05	1.0	1.0	37
R13-1409	67.8	•	•	Oct-08	2.0	1.0	40
R14-14797RR	67.8	•	•	Oct-10	1.7	1.0	38
R14-898	67.8	•	•	Oct-08	2.3	1.0	35
R14-356	67.6	•	•	Oct-05	2.3	1.0	34
Credenz CZ 5147 LL	67.4	64.9	62.6	Oct-08	1.0	1.0	27
Pioneer P50A78L	67.2	•	•	Oct-05	1.3	1.0	28
Go Soy 51C17	67.2	•	•	Oct-04	1.7	1.0	35
R15-1687	64.8	•	•	Oct-10	1.7	1.0	34
Credenz CZ 5328 LL	62.9	•	•	Oct-05	2.0	1.0	37
Progeny P5414LLS	62.9	59.2	•	Oct-09	1.3	1.0	41
R12-6751RR	61.4	•	•	Oct-09	1.0	1.0	32
R14-10150	59.5	•	•	Oct-05	2.0	1.0	39
R15-2465RR	58.2	•	•	Oct-05	1.7	1.0	39
GRAND MEAN	68.6	•	•	Oct-06	1.7	1.0	36
LSD (5%)	8.9	•	•	•	0.6	•	•
C.V.	9.5	•	•	•	26.9	•	•

**Table 12. Performance of Irrigated, Full-Season, Soybean Varieties and Strains, Northeast Research and Extension Center, Keiser, Arkansas, 2018\*, Continued.**

Variety/Experimental Line	2018 (bu./ac)	2-Year <sup>a</sup> Average (bu./ac)	3-Year <sup>b</sup> Average (bu./ac)	Maturity Date	Lodging <sup>c</sup> Score	Shatter <sup>d</sup> Score	Plant Height (in.)
<b>Relative Maturity 5.5–5.9</b>							
<b>Xtend Only</b>							
Asgrow AG 55X7	77.6	65.9	•	Oct-09	1.0	1.0	36
Progeny P5688RX	74.5	•	•	Oct-11	1.0	1.0	39
Dyna-Gro S56XT99	72.8	•	•	Oct-12	1.0	1.0	35
Armor 55-D57	71.0	•	•	Oct-10	1.7	1.0	37
Eagle Seed ES5660RYX	69.9	•	•	Oct-09	1.0	1.0	32
Eagle Seed ES5930RYX	64.3	•	•	Oct-12	2.0	1.0	41
USG 7568XT	62.9	•	•	Oct-10	2.0	1.0	39
GRAND MEAN	70.4	•	•	Oct-10	1.4	1.0	37
LSD (5%)	6.5	•	•	•	0.3	•	•
C.V.	6.4	•	•	•	15.8	•	•
<b>Non-Xtend</b>							
USG 75B75R	74.0	59.0	64.0	Oct-10	1.0	1.0	38
S15-10434C	72.3	•	•	Oct-11	2.7	1.0	35
Delta Grow DG5580RR2	71.7	57.1	•	Oct-12	2.0	1.0	33
Delta Grow DG5585RR2	71.3	•	•	Oct-10	1.0	1.0	43
R15-5695	70.9	•	•	Oct-12	1.3	1.0	37
R14-14648	70.7	•	•	Oct-12	2.0	1.0	32
Go Soy 56C16	70.1	60.9	•	Oct-12	2.3	1.0	35
16UARK-52	64.8	•	•	Oct-12	2.0	1.0	37
Eagle Seed ES5519RR	63.7	•	•	Oct-12	2.0	1.0	45
GRAND MEAN	69.9	•	•	Oct-11	1.8	1.0	37
LSD (5%)	6.8	•	•	•	0.5	•	•
C.V.	6.8	•	•	•	19.1	•	•

<sup>a</sup> Average yield from 2016 and 2018.

<sup>b</sup> Average yield from 2015, 2016, and 2018.

<sup>c</sup> 1 = Almost all plants erect; 2 = either all plants leaning slightly, or a few plants down; 3 = either all plants leaning moderately, or 25–50% of plants down; 4 = either all plants leaning considerably, or 50–80% of plants down; 5 = all plants down badly.

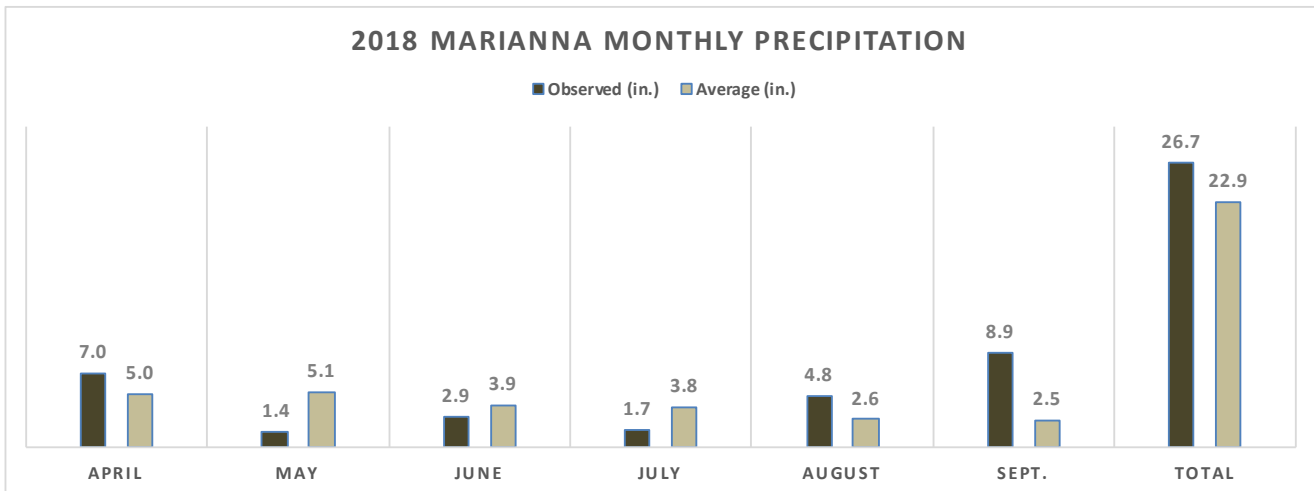
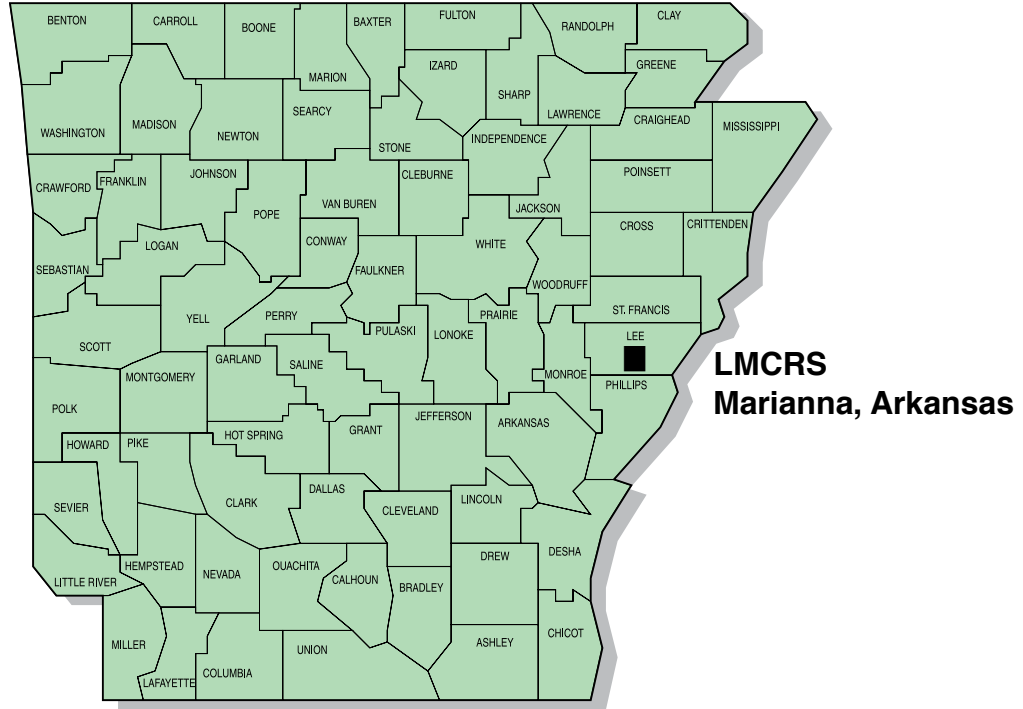
<sup>d</sup> 1 = No shattering; 2 = 1–3% shattered; 3 = 4–8% shattered; 4 = 9–19% shattered; 5 = 20% or more shattered.

\* At Keiser, non-Xtend soybean varieties showed symptoms consistent with injury attributed to off-target movement of dicamba.

# Marianna: Lon Mann Cotton Research Center (LMCRS)

## Irrigated, Full-Season, Soybean Varieties and Strains, 2018

Marianna Irrigated Full-Season



**Soil Series:** Calloway silt loam

**Previous Crop:** Cotton

**Row Spacing:** 38-inch

**Planting Date:** May 9

**Irrigation Dates:** May 17  
June 9, 21  
July 7, 13, 23  
August 4, 31

**Herbicide Application(s):** Dual Magnum  
Storm  
Storm  
Storm

**Harvest Date(s):** Relative Maturity (RM)  
(3.5–4.2)  
(4.3–4.5)  
(4.6–4.7)  
(4.8–4.9)  
(5.0–5.4)  
(5.5–5.9)

May 11  
May 17  
June 5  
June 14

September 20  
October 5  
October 5  
October 5  
October 5  
October 5



**Table 13. Performance of Irrigated, Full-Season, Soybean Varieties and Strains, Lon Mann Cotton Research Station, Marianna, Arkansas, 2018\*.**

Variety/Experimental Line	2018 (bu./ac)	2-Year <sup>a</sup> Average (bu./ac)	3-Year <sup>b</sup> Average (bu./ac)	Lodging <sup>c</sup> Score	Shatter <sup>d</sup> Score	Plant Height (in.)
<b><u>Relative Maturity 3.5–4.2</u></b>						
<b><u>Xtend Only</u></b>						
Progeny P4255RX	79.6	•	•	2.0	1.3	36
Armor 42-D27	77.4	•	•	1.0	1.0	34
Asgrow AG 42X9	73.8	•	•	2.0	1.3	42
Eagle Seed ES4060RYX	72.0	•	•	2.0	1.0	34
Eagle Seed ES4211RYX	71.2	•	•	1.3	1.0	37
EXP1X18	68.4	•	•	3.0	1.3	40
GRAND MEAN	73.7	•	•	1.9	1.2	37
LSD (5%)	7.8	•	•	0.8	0.6	•
C.V.	7.1	•	•	28.5	35.0	•
<b><u>Non-Xtend</u></b>						
Progeny P4247LL	75.1	66.0	•	1.7	1.0	38
Credenz CZ 4222 LL	74.5	67.7	•	2.3	1.0	33
Credenz CZ 3738 LL	69.4	•	•	1.3	1.3	27
Credenz CZ 3601 LL	68.9	•	•	2.0	1.3	30
S13-2743C	68.0	•	•	1.3	1.0	36
Credenz CZ 3841 LL	67.5	•	•	3.3	1.3	31
Credenz CZ 4044 LL	67.0	62.0	56.3	2.7	1.0	33
GRAND MEAN	70.1	•	•	2.1	1.1	33
LSD (5%)	9.4	•	•	0.6	0.6	•
C.V.	9.3	•	•	20.4	33.1	•
<b><u>Relative Maturity 4.3–4.5</u></b>						
<b><u>Xtend Only</u></b>						
LG LGS4597RX	80.8	•	•	1.3	1.0	35
Local Seed LS4583X	77.9	•	•	1.7	1.0	38
Dyna-Gro S45XS66	77.8	70.8	•	3.0	1.0	39
Hefty H45x8ss	76.8	•	•	1.3	1.0	40
Progeny P4570RXS	76.3	•	•	1.7	1.3	42
AgriGold G4440RX	75.2	•	•	1.3	1.0	38
Progeny P4444RXS	73.6	•	•	1.3	1.0	31
Armor 45-D50	73.2	•	•	1.7	2.0	38
AgriGold G4579RX	73.1	•	•	1.0	2.0	43
Asgrow AG 45X8	71.3	•	•	1.7	1.0	36
Eagle Seed ES4460RYX	70.5	64.5	•	1.0	1.0	42
Pioneer P45A19X	70.4	•	•	1.3	1.3	38
Dyna-Gro S45XS37	68.5	•	•	2.0	1.7	36
Armor X44D36	68.3	•	•	1.3	1.0	39
Local Seed LS4565XS	68.3	•	•	1.7	1.0	36
Armor 45-D43	67.5	•	•	2.7	1.0	35
Local Seed LS4388X	67.1	•	•	3.0	1.0	43
Dyna-Gro S43XS27	66.3	•	•	1.3	1.0	39
Delta Grow DG44X25	66.0	•	•	2.3	1.0	44
Delta Grow DG45X35	63.7	•	•	2.0	2.0	35

**Table 13. Performance of Irrigated, Full-Season, Soybean Varieties and Strains, Lon Mann Cotton Research Station, Marianna, Arkansas, 2018\*, Continued.**

Variety/Experimental Line	2018 (bu./ac)	2-Year <sup>a</sup> Average (bu./ac)	3-Year <sup>b</sup> Average (bu./ac)	Lodging <sup>c</sup> Score	Shatter <sup>d</sup> Score	Plant Height (in.)
<b>Relative Maturity 4.3–4.5, Continued</b>						
<b>Xtend Only</b>						
Asgrow AG 43X8	62.9	•	•	1.3	1.7	40
Hefty H43x8	62.0	•	•	1.7	1.7	39
Progeny P4318RX	61.2	•	•	3.0	1.3	37
Delta Grow DG44X50	60.7	•	•	2.7	2.0	45
GRAND MEAN	70.0	•	•	1.8	1.3	39
LSD (5%)	8.5	•	•	0.9	0.8	•
C.V.	8.9	•	•	34.9	43.7	•
<b>Non-Xtend</b>						
VIRTUE EX206	75.1	•	•	1.3	1.0	34
S13-10590C	75.1	•	•	1.3	1.0	36
Credenz CZ 4308 LL	73.0	•	•	2.7	1.0	36
Credenz CZ 4548 LL	73.0	•	•	2.7	1.3	37
Pioneer P44A08L	72.0	•	•	1.7	1.0	38
Local Seed AV44U4LL	68.6	•	•	2.0	1.0	38
Go Soy E4510S	67.9	•	•	1.0	1.0	33
Delta Grow DG4587LL/STS	67.3	64.8	58.8	2.0	1.7	36
Credenz CZ 4540 LL	64.3	58.4	52.8	1.3	1.0	39
GRAND MEAN	70.7	•	•	1.8	1.1	36
LSD (5%)	9.8	•	•	1.2	0.6	•
C.V.	9.8	•	•	46.9	36.7	•
<b>Relative Maturity 4.6–4.7</b>						
<b>Xtend Only</b>						
REV 4679X	75.8	•	•	1.3	1.0	38
Progeny P4620RXS	71.8	62.0	•	1.7	1.0	38
Asgrow AG 46X6	71.0	61.8	•	2.3	1.0	35
Asgrow AG 47X9	68.4	•	•	1.0	1.0	38
Progeny P4799RXS	68.2	66.4	•	1.3	1.0	43
AgriGold G4605RX	67.9	•	•	2.0	1.0	42
Delta Grow DG46X25	67.8	•	•	1.3	1.0	38
Eagle Seed ES4680RYX	67.8	65.8	•	1.3	1.0	39
LG C4710RX	67.8	•	•	3.0	1.0	40
LG LGS4624RX	67.2	•	•	1.7	1.0	41
Pioneer P46A57BX	65.8	•	•	1.0	1.0	38
Hefty H46x6ss	65.6	•	•	2.0	1.0	37
Armor X46D63	65.4	•	•	1.3	1.0	42
Local Seed LS4689X	63.8	•	•	2.0	1.0	43
Local Seed LS4677X	63.7	•	•	1.0	1.0	38
Armor 47-D22	60.6	•	•	2.7	1.0	35
AGS GS46X17	59.2	•	•	1.3	1.3	32
Local Seed AV47W2X	59.2	•	•	2.0	1.0	38
GRAND MEAN	66.5	•	•	1.7	1.0	39
LSD (5%)	6.2	•	•	0.8	0.2	•
C.V.	6.7	•	•	32.8	13.4	•

**Table 13. Performance of Irrigated, Full-Season, Soybean Varieties and Strains, Lon Mann Cotton Research Station, Marianna, Arkansas, 2018\*, Continued.**

Variety/Experimental Line	2018 (bu./ac)	2-Year <sup>a</sup> Average (bu./ac)	3-Year <sup>b</sup> Average (bu./ac)	Lodging <sup>c</sup> Score	Shatter <sup>d</sup> Score	Plant Height (in.)
<b>Relative Maturity 4.6–4.7, Continued</b>						
<b>Non-Xtend</b>						
Credenz CZ 4649 LL	71.6	•	•	1.0	1.0	40
Delta Grow DG4790RR2	71.6	62.7	58.1	1.3	1.0	39
S14-9051R	70.4	•	•	1.0	1.0	32
Pioneer P46A16R	69.6	•	•	1.3	1.0	36
REV 46L99	69.0	•	•	1.7	1.0	36
Eagle Seed ES4777RR	67.9	•	•	1.3	1.3	36
Credenz CZ 4748 LL	66.8	61.8	57.5	1.0	1.0	37
Pioneer P47A76L	65.5	•	•	1.0	1.0	35
VIRTUE EX203	61.6	•	•	3.0	1.0	35
Delta Grow DG4670RR2	61.0	64.0	58.0	1.3	1.0	36
REV 47L38	60.9	•	•	1.0	1.0	35
Local Seed AV47W3LL	60.5	•	•	1.7	1.0	34
R15-1150	58.3	•	•	1.0	1.0	30
R15-818	57.8	•	•	1.0	1.0	27
R15-2422	57.6	•	•	3.0	1.0	39
Petrus Seed 479 GTS	55.5	•	•	1.3	1.0	37
VIRTUE EX202	53.2	•	•	2.7	1.0	31
GRAND MEAN	63.4	•	•	1.5	1.0	35
LSD (5%)	7.5	•	•	0.5	0.2	•
C.V.	8.5	•	•	23.8	13.7	•
<b>Relative Maturity 4.8–4.9</b>						
<b>Xtend Only</b>						
Local Seed LS4968XS	77.3	•	•	1.3	1.0	42
Armor X48D02	76.6	•	•	3.3	1.0	38
Local Seed LS4966X	74.5	•	•	1.0	1.0	40
AgriGold G4995RX	73.7	•	•	1.7	1.0	40
Progeny P4816RX	73.5	66.6	•	1.0	1.0	32
Dyna-Gro S49XS76	73.3	68.3	•	1.7	1.0	37
USG 7496XTS	72.0	65.6	•	1.7	1.0	40
Hefty H49X7s	71.7	•	•	2.0	1.0	39
REV 4927X	70.6	•	•	3.3	1.0	41
Dyna-Gro S48XT56	70.6	63.5	•	1.3	1.0	35
Eagle Seed ES4840RYX	70.5	•	•	3.7	1.0	40
Eagle Seed ES4870RYX	70.5	64.9	•	1.3	1.0	38
Local Seed LS4889XS	70.4	•	•	4.0	1.0	39
Delta Grow DG48X45	70.4	•	•	1.0	1.0	39
AGS GS48X18	69.1	•	•	3.0	1.0	42
EXP3X18	69.1	•	•	3.0	1.0	38
Asgrow AG 48X9	69.0	•	•	2.0	1.0	41
USG 7487XTS	68.8	•	•	1.3	1.0	44
LG C4845RX	68.8	•	•	1.3	1.0	36
Pioneer P48A60X	68.7	•	•	1.3	1.0	35

**Table 13. Performance of Irrigated, Full-Season, Soybean Varieties and Strains, Lon Mann Cotton Research Station, Marianna, Arkansas, 2018\*, Continued.**

Variety/Experimental Line	2018 (bu./ac)	2-Year <sup>a</sup> Average (bu./ac)	3-Year <sup>b</sup> Average (bu./ac)	Lodging <sup>c</sup> Score	Shatter <sup>d</sup> Score	Plant Height (in.)
<b>Relative Maturity 4.8–4.9, Continued</b>						
<b>Xtend Only</b>						
Local Seed AV49W3X	68.0	•	•	3.3	1.0	40
Dyna-Gro S49XT39	68.0	•	•	3.0	1.0	40
Asgrow AG 49X9	67.8	•	•	2.7	1.0	40
Armor 49-D31	67.6	•	•	3.0	1.0	39
REV 4857X	67.3	•	•	2.0	1.0	35
Hefty H48X7	67.0	•	•	1.3	1.0	35
USG 7489XTS	66.8	•	•	1.0	1.0	36
Dyna-Gro S48XS78	66.7	•	•	2.3	1.0	40
LG LGS4989RX	66.6	•	•	2.7	1.0	42
Progeny P4851RX	66.3	•	•	2.7	1.0	36
EXP2X18	65.9	•	•	2.7	1.0	39
Progeny P4955RX	63.6	•	•	3.0	1.0	37
Progeny P4994RX	61.5	•	•	2.0	1.0	39
Local Seed LS4988X	59.5	•	•	3.0	1.0	33
GRAND MEAN	69.2	•	•	2.2	1.0	38
LSD (5%)	7.4	•	•	0.7	•	•
C.V.	7.8	•	•	23.5	•	•
<b>Non-Xtend</b>						
Petrus Seed 4916 GTS	74.2	•	•	1.3	1.0	31
Go Soy 49G16	72.0	•	•	1.0	1.0	33
Progeny P4930LL	70.6	62.3	•	2.7	1.0	42
Credenz CZ 4918 LL	70.5	•	•	2.0	1.0	35
Dyna-Gro S49LL34	70.5	62.5	•	2.7	1.0	40
REV 49L88	69.3	•	•	2.7	1.0	37
Delta Grow DG4967LL	65.6	60.5	•	2.7	1.0	43
Delta Grow DG4880RR	63.6	60.5	•	3.0	1.0	39
Credenz CZ 4820 LL	63.5	•	•	2.7	1.0	41
Credenz CZ 4938 LL	63.1	•	•	3.0	1.0	46
Eagle Seed ES4998RR	60.2	60.6	•	3.7	1.0	37
Go Soy Ireane	59.6	53.3	•	1.0	1.0	27
TN16-520R1	59.5	•	•	1.0	1.0	25
Delta Grow DG4970RR	58.3	56.3	•	4.0	1.0	38
Delta Grow DG4977LL/STS	56.0	56.6	•	3.7	1.0	44
GRAND MEAN	65.1	•	•	2.5	1.0	37
LSD (5%)	6.4	•	•	0.6	•	•
C.V.	7.1	•	•	18.1	•	•

**Table 13. Performance of Irrigated, Full-Season, Soybean Varieties and Strains, Lon Mann Cotton Research Station, Marianna, Arkansas, 2018\*, Continued.**

Variety/Experimental Line	2018 (bu./ac)	2-Year <sup>a</sup> Average (bu./ac)	3-Year <sup>b</sup> Average (bu./ac)	Lodging <sup>c</sup> Score	Shatter <sup>d</sup> Score	Plant Height (in.)
<b>Relative Maturity 5.0–5.4</b>						
<b>Xtend Only</b>						
Progeny P5554RX	77.0	•	•	1.0	1.0	32
Local Seed LS5087X	72.8	•	•	1.7	1.0	40
AgriGold G5000RX	72.8	•	•	1.3	1.0	37
Asgrow AG 53X9	72.5	•	•	1.0	1.0	35
Eagle Seed ES5220RYX	72.4	•	•	1.3	1.0	39
Armor 52-D71	71.8	•	•	1.3	1.0	40
Progeny P5018RX	71.6	•	•	1.3	1.0	40
Progeny P5016RXS	71.1	63.3	•	1.7	1.0	42
AgriGold G5288RX	70.1	•	•	1.0	1.0	41
Delta Grow DG52X15	69.9	•	•	1.7	1.0	42
Armor 49-D13	69.4	•	•	1.0	1.0	35
Asgrow AG 54X9	69.1	•	•	1.0	1.0	32
Dyna-Gro S52XT08	67.8	•	•	1.0	1.0	28
Armor X51D77	67.7	•	•	2.0	1.0	35
Eagle Seed ES5420RYX	67.5	58.1	•	1.0	1.0	43
AGS GS51X18	67.1	•	•	1.0	1.0	39
Progeny P5279RXS	66.3	•	•	1.7	1.0	44
Dyna-Gro SX18652XS	66.3	•	•	1.7	1.0	40
Asgrow AG 52X9	66.2	•	•	1.0	1.0	41
EXP4X18	65.1	•	•	1.7	1.0	41
Dyna-Gro SX18854XT	63.4	•	•	1.0	1.0	23
Progeny P5252RX	61.7	•	•	2.3	1.0	38
GRAND MEAN	69.1	•	•	1.3	1.0	38
LSD (5%)	6.2	•	•	0.6	•	•
C.V.	6.5	•	•	34.2	•	•
<b>Non-Xtend</b>						
Go Soy 50G17	79.0	•	•	2.0	1.0	29
Delta Grow DG5170RR2	72.9	•	•	2.7	1.0	44
Credenz CZ 5147 LL	70.1	59.6	55.7	1.0	1.0	27
Credenz CZ 5328 LL	70.0	•	•	1.0	1.0	35
R13-1409	68.8	•	•	1.3	1.0	32
Local Seed AV51W1LL	68.6	•	•	1.0	1.0	26
R13-13997	67.6	•	•	1.0	1.0	26
R13-818	67.5	•	•	1.3	1.0	34
R14-898	67.4	•	•	1.0	1.0	30
Pioneer P50A78L	66.4	•	•	2.7	1.0	35
R14-15079	66.0	•	•	1.0	1.0	28
R14-10150	65.9	•	•	1.3	1.0	28
R15-1587	65.6	•	•	1.0	1.0	26
Credenz CZ 5445 LL	64.3	•	•	1.0	1.0	32
Credenz CZ 5150 LL	64.1	57.4	54.0	2.0	1.0	36
R15-1194	64.0	•	•	1.0	1.0	26
R14-356	63.6	•	•	1.3	1.0	27
REV 54L18	63.0	•	•	1.0	1.0	25
R15-1687	63.0	•	•	1.0	1.0	25
R14-14797RR	62.6	•	•	1.3	1.0	32

**Table 13. Performance of Irrigated, Full-Season, Soybean Varieties and Strains, Lon Mann Cotton Research Station, Marianna, Arkansas, 2018\*, Continued.**

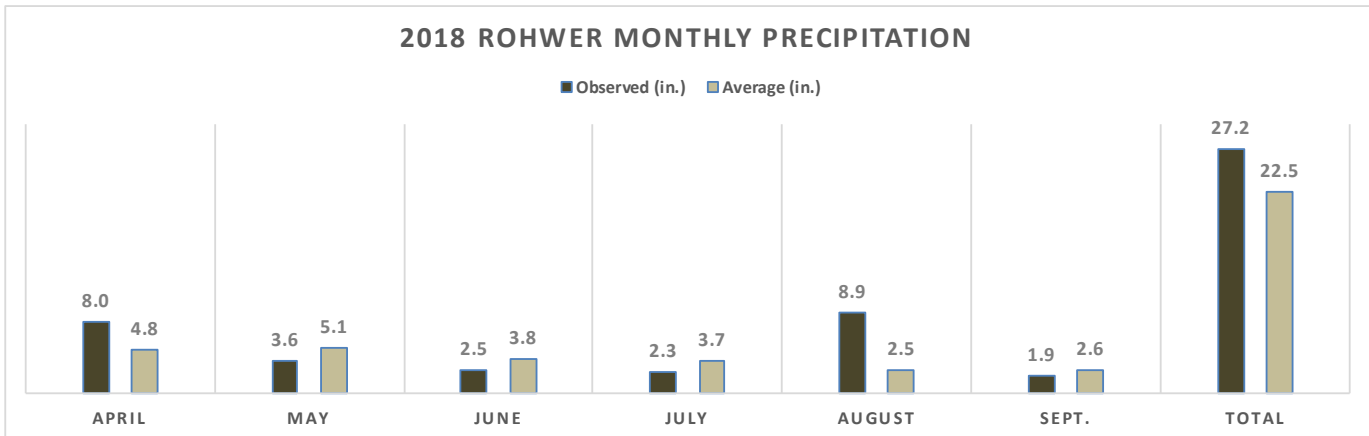
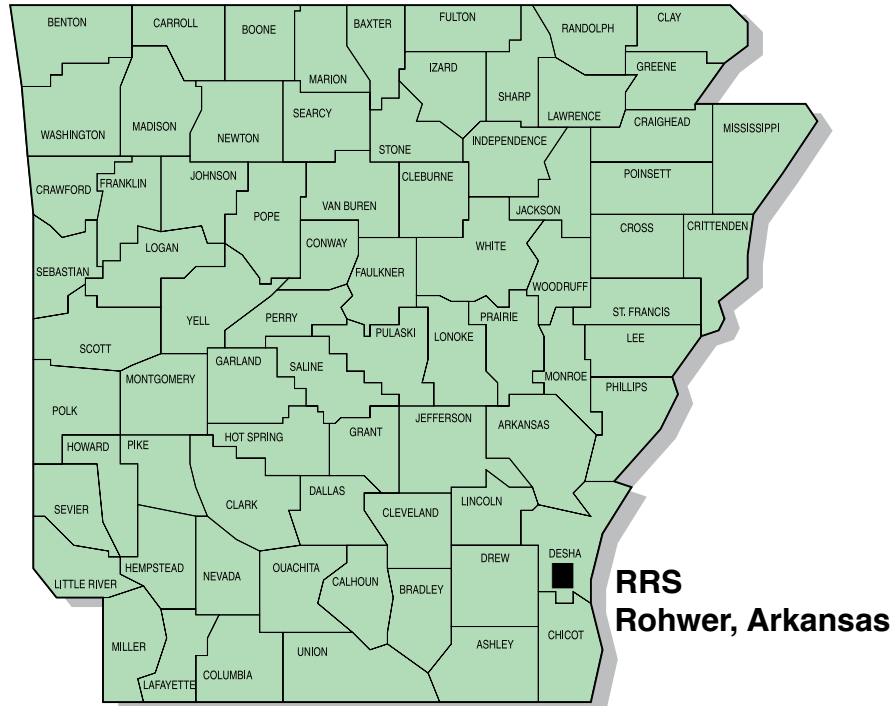
Variety/Experimental Line	2018 (bu./ac)	2-Year <sup>a</sup> Average (bu./ac)	3-Year <sup>b</sup> Average (bu./ac)	Lodging <sup>c</sup> Score	Shatter <sup>d</sup> Score	Plant Height (in.)
<b>Relative Maturity 5.0–5.4, Continued</b>						
<b>Non-Xtend</b>						
Go Soy 51C17	62.5	•	•	1.0	1.0	26
R15-489	62.2	•	•	1.0	1.0	28
R14-1422	62.2	•	•	1.3	1.0	29
Progeny P5414LLS	61.4	56.0	•	1.0	1.0	31
R12-6751RR	59.0	•	•	1.0	1.0	29
R15-2465RR	58.2	•	•	1.0	1.0	28
Credez CZ 5225 LL	57.3	•	•	1.3	1.0	26
GRAND MEAN	65.3	•	•	1.3	1.0	30
LSD (5%)	5.4	•	•	0.5	•	•
C.V.	6.1	•	•	26.4	•	•
<b>Relative Maturity 5.5–5.9</b>						
<b>Xtend Only</b>						
Progeny P5688RX	78.7	•	•	1.3	1.0	33
USG 7568XT	77.5	•	•	1.0	1.0	33
Armor 55-D57	75.6	•	•	1.0	1.0	32
Eagle Seed ES5930RYX	73.1	•	•	1.0	1.0	37
Dyna-Gro S56XT99	71.9	•	•	1.0	1.0	34
Eagle Seed ES5660RYX	68.7	•	•	1.0	1.0	28
Asgrow AG 55X7	68.5	56.1	•	1.0	1.0	25
GRAND MEAN	73.4	•	•	1.0	1.0	32
LSD (5%)	5.2	•	•	0.3	•	•
C.V.	4.7	•	•	20.8	•	•
<b>Non-Xtend</b>						
S15-10434C	80.5	•	•	1.7	1.0	27
Delta Grow DG5580RR2	78.2	66.9	•	1.3	1.0	31
Delta Grow DG5585RR2	77.3	•	•	1.0	1.0	35
Go Soy 56C16	72.8	60.3	•	2.0	1.0	35
Eagle Seed ES5519RR	71.0	•	•	1.7	1.0	34
R15-5695	69.8	•	•	1.0	1.0	29
USG 75B75R	69.0	59.4	•	1.0	1.0	33
16UARK-52	64.2	•	•	1.0	1.0	33
R14-14648	61.5	•	•	2.3	1.0	33
GRAND MEAN	71.6	•	•	1.4	1.0	32
LSD (5%)	9.3	•	•	0.9	•	•
C.V.	9.0	•	•	42.4	•	•

<sup>a</sup> Average yield from 2016 and 2018.<sup>b</sup> Average yield from 2015, 2016, and 2018.<sup>c</sup> 1 = Almost all plants erect; 2 = either all plants leaning slightly, or a few plants down; 3 = either all plants leaning moderately, or 25–50% of plants down; 4 = either all plants leaning considerably, or 50–80% of plants down; 5 = all plants down badly.<sup>d</sup> 1 = No shattering; 2 = 1–3% shattered; 3 = 4–8% shattered; 4 = 9–19% shattered; 5 = 20% or more shattered.

\*At Marianna, non-Xtend soybean varieties showed symptoms consistent with injury attributed to off-target movement of dicamba.

# Rohwer: Rohwer Research Station (RRS)

## Irrigated, Full-Season, Soybean Varieties and Strains, 2018



<b>Soil Series:</b>	Desha silt loam	<b>Fertilizer</b>	100 lb/ac 0-0-60	May 15
<b>Previous Crop:</b>	Corn	<b>Application(s):</b>	100 lb/ac 0-46-0	May 25
<b>Row Width:</b>	38-inch twin row	<b>Herbicide</b>	Glyphosate + 2,4-D	March 15
<b>Planting Date:</b>	May 15	<b>Application(s):</b>	Fierce + glufosinate	May 15
<b>Irrigation Dates:</b>	June 9, 28 July 9, 18 August 6		Clethodim	June 6
			Prefix	June 7
			Zidua	June 19
		<b>Harvest</b>	Relative Maturity (RM)	
		<b>Date(s):</b>	(3.5–4.2)	September 20
			(4.3–4.5)	September 20
			(4.6–4.7)	September 21
			(4.8–4.9)	October 3
			(5.0–5.4)	October 3
			(5.5–5.9)	October 8

Table 14. Performance of Irrigated, Full-Season, Soybean Varieties and Strains, Rohwer Research Station, Rohwer, Arkansas, 2018.

Variety/Experimental Line	2018	2-Year <sup>a</sup>	3-Year <sup>b</sup>	Maturity	Lodging <sup>c</sup>	Shatter <sup>d</sup>	Plant
	(bu./ac)	Average	Average	Date	Score	Score	Height
		(bu./ac)	(bu./ac)				(in.)
<b>Relative Maturity 3.5–4.2</b>							
Credenz CZ 4222 LL	83.5	69.8	65.5	Sep-14	2.3	1.0	41
Armor 42-D27	80.5	•	•	Sep-12	2.0	1.0	42
Eagle Seed ES4060RYX	79.0	•	•	Sep-12	2.7	1.0	43
S13-2743C	77.5	69.4	•	Sep-12	1.7	1.0	45
Credenz CZ 3738 LL	76.5	•	•	Sep-04	2.7	1.0	39
Eagle Seed ES4211RYX	75.4	•	•	Sep-14	2.7	1.0	40
Credenz CZ 3841 LL	72.9	•	•	Sep-12	3.3	1.0	41
Progeny P4247LL	72.0	67.3	64.7	Sep-12	2.0	1.0	42
Credenz CZ 3601 LL	69.5	•	•	Sep-08	3.0	1.0	41
Asgrow AG 42X9	69.1	•	•	Sep-16	2.3	1.0	53
Progeny P4255RX	67.4	62.5	•	Sep-14	2.7	1.0	42
EXP1X18	65.6	•	•	Sep-14	3.3	1.0	48
Credenz CZ 4044 LL	65.1	63.0	60.6	Sep-03	3.7	1.0	39
GRAND MEAN	73.4	•	•	Sep-11	2.6	1.0	43
LSD (5%)	12.4	•	•	•	0.6	•	•
C.V.	12.1	•	•	•	16.3	•	•
<b>Relative Maturity 4.3–4.5</b>							
Local Seed AV44U4LL	73.6	•	•	Sep-20	2.0	1.0	46
Delta Grow DG44X25	72.3	•	•	Sep-17	2.0	1.0	52
Pioneer P44A08L	72.1	•	•	Sep-19	3.0	1.0	45
Local Seed LS4565XS	71.3	•	•	Sep-19	2.3	1.0	44
Asgrow AG 45X8	70.9	•	•	Sep-18	2.0	1.0	42
Pioneer P45A19X	70.4	•	•	Sep-16	2.3	1.0	43
AgriGold G4579RX	68.8	•	•	Sep-18	1.7	1.0	51
Progeny P4570RXS	67.9	•	•	Sep-19	2.0	1.0	53
AgriGold G4440RX	67.5	66.5	•	Sep-18	2.3	1.0	50
Armor 45-D50	67.2	•	•	Sep-18	2.0	1.0	45
Delta Grow DG45X35	66.6	•	•	Sep-17	2.7	1.0	47
Credenz CZ 4548 LL	66.1	•	•	Sep-16	2.7	1.0	47
Credenz CZ 4308 LL	65.8	•	•	Sep-14	2.7	1.0	42
Dyna-Gro S45XS66	65.4	67.5	61.8	Sep-19	3.3	1.0	52
Dyna-Gro S45XS37	65.0	70.4	•	Sep-18	3.0	1.0	52
Asgrow AG 43X8	64.9	•	•	Sep-19	2.3	1.0	46
Armor 45-D43	64.5	•	•	Sep-16	3.0	1.0	42
Delta Grow DG4587LL/STS	64.2	67.1	64.6	Sep-15	2.7	1.0	43
LG LGS4597RX	64.0	•	•	Sep-16	2.3	1.0	44
Dyna-Gro S43XS27	62.4	•	•	Sep-18	2.7	1.0	50
Go Soy E4510S	61.8	•	•	Sep-06	1.0	1.0	37
Local Seed LS4388X	61.7	•	•	Sep-18	3.0	1.0	49
Progeny P4444RXS	58.9	63.4	•	Sep-16	3.3	1.0	44
Progeny P4318RX	58.2	•	•	Sep-16	3.0	1.0	42
Hefty H45x8ss	58.0	61.1	•	Sep-18	2.3	1.0	47
VIRTUE EX206	57.4	•	•	Sep-15	2.0	1.0	49
Local Seed LS4583X	57.2	•	•	Sep-15	2.3	1.0	52
Eagle Seed ES4460RYX	57.0	65.8	63.2	Sep-13	2.3	1.0	46
S13-10590C	56.4	57.4	•	Sep-16	2.3	1.0	45
Delta Grow DG44X50	56.1	•	•	Sep-11	2.7	1.0	52
Credenz CZ 4540 LL	53.3	57.5	57.6	Sep-19	3.0	1.0	46
Armor X44D36	48.7	•	•	Sep-08	2.3	1.0	45
Hefty H43x8	44.0	50.4	•	Sep-10	2.0	1.0	50
GRAND MEAN	63.0	•	•	Sep-16	2.4	1.0	47
LSD (5%)	8.7	•	•	•	0.8	•	•
C.V.	10.1	•	•	•	24.3	•	•

Rohwer Irrigated  
Full-Season



**Table 14. Performance of Irrigated, Full-Season, Soybean Varieties and Strains, Rohwer Research Station, Rohwer, Arkansas, 2018, Continued.**

Variety/Experimental Line	2018 (bu./ac)	2-Year <sup>a</sup> Average (bu./ac)	3-Year <sup>b</sup> Average (bu./ac)	Maturity Date	Lodging <sup>c</sup> Score	Shatter <sup>d</sup> Score	Plant Height (in.)
<b>Relative Maturity 4.6–4.7</b>							
Pioneer P46A16R	82.0	81.4	•	Sep-18	2.3	1.0	52
REV 46L99	78.0	•	•	Sep-18	2.7	1.0	47
Asgrow AG 46X6	77.6	74.5	71.9	Sep-19	2.7	1.0	50
Pioneer P46A57BX	76.5	•	•	Sep-19	3.0	1.0	49
Asgrow AG 47X9	73.7	•	•	Sep-19	2.3	1.0	50
Local Seed AV47W3LL	73.4	•	•	Sep-19	2.3	1.0	49
Progeny P4620RXS	72.7	72.4	67.2	Sep-20	2.7	1.0	48
Local Seed LS4677X	72.3	•	•	Sep-18	1.7	1.0	50
Pioneer P47A76L	71.5	•	•	Sep-19	1.7	1.0	46
S14-9051R	71.4	68.8	•	Sep-20	2.7	1.0	43
Armor X46D63	70.2	•	•	Sep-17	2.3	1.0	54
REV 47L38	70.0	•	•	Sep-18	2.3	1.0	46
Progeny P4799RXS	69.3	69.3	65.4	Sep-15	2.3	1.0	51
Local Seed LS4689X	67.7	•	•	Sep-19	2.3	1.0	54
AGS GS46X17	67.5	•	•	Sep-15	1.7	1.0	44
Delta Grow DG4790RR2	66.6	70.4	67.9	Sep-16	3.0	1.0	50
Credenz CZ 4748 LL	66.5	66.3	61.9	Sep-15	2.7	1.0	44
Petrus Seed 479 GTS	66.4	65.6	•	Sep-17	2.3	1.0	50
Local Seed AV47W2X	66.2	•	•	Sep-19	2.3	1.0	50
Delta Grow DG4670RR2	66.1	69.6	66.5	Sep-19	2.3	1.0	48
Eagle Seed ES4680RYX	65.5	70.8	68.6	Sep-17	3.0	1.0	49
R15-1150	64.8	•	•	Sep-16	2.3	1.0	41
Credenz CZ 4649 LL	64.2	•	•	Sep-20	2.3	1.0	50
Armor 47-D22	62.4	•	•	Sep-14	3.3	1.0	49
LG LGS4624RX	62.3	•	•	Sep-16	2.7	1.0	52
Delta Grow DG46X25	62.2	•	•	Sep-16	1.7	1.0	48
AgriGold G4605RX	62.1	•	•	Sep-19	2.7	1.0	56
REV 4679X	61.2	•	•	Sep-19	2.0	1.0	44
VIRTUE EX203	60.9	•	•	Sep-20	2.7	1.0	51
Hefty H46x6ss	60.0	64.7	•	Sep-19	3.7	1.0	52
R15-818	58.2	•	•	Sep-17	1.0	1.0	40
VIRTUE EX202	55.1	•	•	Sep-20	3.7	1.0	49
R15-2422	54.6	•	•	Sep-20	4.0	1.0	47
Eagle Seed ES4777RR	54.2	•	•	Sep-21	2.7	1.0	50
LG C4710RX	50.0	•	•	Sep-15	2.7	1.0	51
GRAND MEAN	66.4	•	•	Sep-17	2.5	1.0	49
LSD (5%)	7.8	•	•	•	0.8	•	•
C.V.	8.6	•	•	•	22.6	•	•

**Table 14. Performance of Irrigated, Full-Season, Soybean Varieties and Strains, Rohwer Research Station, Rohwer, Arkansas, 2018, Continued.**

Variety/Experimental Line	2018 (bu./ac)	2-Year <sup>a</sup> Average (bu./ac)	3-Year <sup>b</sup> Average (bu./ac)	Maturity Date	Lodging <sup>c</sup> Score	Shatter <sup>d</sup> Score	Plant Height (in.)
<b>Relative Maturity 4.8–4.9</b>							
Pioneer P48A60X	79.1	73.2	•	Sep-17	1.3	1.0	42
USG 7489XTS	77.3	•	•	Sep-24	1.7	1.0	45
Asgrow AG 49X9	76.4	•	•	Sep-21	2.0	1.0	45
LG C4845RX	73.1	•	•	Sep-22	1.3	1.0	44
Local Seed LS4966X	72.1	•	•	Sep-20	1.0	1.0	44
Dyna-Gro S48XT56	72.0	70.1	64.0	Sep-19	1.3	1.0	46
Progeny P4816RX	70.8	71.1	65.9	Sep-21	1.7	1.0	43
Local Seed AV49W3X	70.6	•	•	Sep-18	3.3	1.0	48
AgriGold G4995RX	70.2	•	•	Sep-20	2.3	1.0	48
Delta Grow DG48X45	69.3	•	•	Sep-22	1.3	1.0	44
USG 7496XTS	68.7	67.0	62.9	Sep-20	2.3	1.0	54
Hefty H49X7s	67.8	64.0	•	Sep-21	2.0	1.0	52
Local Seed LS4968XS	67.2	•	•	Sep-19	2.0	1.0	51
AGS GS48X18	67.2	•	•	Sep-19	2.7	1.0	50
Dyna-Gro S49XS76	66.8	64.9	55.4	Sep-21	1.7	1.0	51
Hefty H48X7	66.7	•	•	Sep-22	1.3	1.0	48
Progeny P4851RX	66.6	65.5	•	Sep-20	4.0	1.0	53
Progeny P4994RX	66.6	•	•	Sep-20	3.0	1.0	43
LG LGS4989RX	66.5	•	•	Sep-18	2.7	1.0	52
Eagle Seed ES4870RYX	66.1	56.3	54.0	Sep-15	2.3	1.0	53
Local Seed LS4889XS	66.1	•	•	Sep-17	2.7	1.0	56
Asgrow AG 48X9	65.8	•	•	Sep-18	2.0	1.0	50
Credenz CZ 4820 LL	64.2	•	•	Sep-16	1.7	1.0	45
TN16-520R1	63.6	•	•	Sep-21	1.0	1.0	37
USG 7487XTS	63.4	•	•	Sep-18	2.3	1.0	50
Go Soy Ireane	63.3	65.5	59.5	Sep-18	1.3	1.0	36
Go Soy 49G16	63.1	•	•	Sep-19	2.3	1.0	43
Dyna-Gro S48XS78	61.6	•	•	Sep-19	2.3	1.0	51
Delta Grow DG4967LL	61.5	61.2	58.9	Sep-19	2.3	1.0	47
Dyna-Gro S49LL34	61.4	63.2	59.0	Sep-21	2.3	1.0	48
Dyna-Gro S49XT39	61.3	•	•	Sep-22	2.7	1.0	53
EXP2X18	60.7	•	•	Sep-17	2.7	1.0	50
REV 4857X	60.4	63.6	•	Sep-19	2.3	1.0	48
Credenz CZ 4918 LL	59.8	•	•	Sep-20	2.0	1.0	39
Armor 49-D31	59.7	•	•	Sep-20	2.7	1.0	52
REV 49L88	59.6	62.1	•	Sep-22	3.0	1.0	50
REV 4927X	59.3	61.7	•	Sep-18	4.0	1.0	53
Armor X48D02	58.6	•	•	Sep-18	3.0	1.0	53
Delta Grow DG4880RR	57.8	57.8	58.3	Sep-19	3.7	1.0	49
Petrus Seed 4916 GTS	57.4	•	•	Sep-20	2.0	1.0	40
Delta Grow DG4970RR	56.9	55.4	57.4	Sep-19	4.0	1.0	48
Delta Grow DG4977LL/STS	56.9	55.6	54.4	Sep-18	2.3	1.0	45
EXP3X18	56.4	•	•	Sep-24	3.0	1.0	54

Rohwer Irrigated  
Full-Season

**Table 14. Performance of Irrigated, Full-Season, Soybean Varieties and Strains, Rohwer Research Station, Rohwer, Arkansas, 2018, Continued.**

Variety/Experimental Line	2018 (bu./ac)	2-Year <sup>a</sup> Average (bu./ac)	3-Year <sup>b</sup> Average (bu./ac)	Maturity Date	Lodging <sup>c</sup> Score	Shatter <sup>d</sup> Score	Plant Height (in.)
<b>Relative Maturity 4.8–4.9, Continued</b>							
Local Seed LS4988X	54.7	•	•	Sep-16	3.3	1.0	45
Credenz CZ 4938 LL	54.7	•	•	Sep-20	2.0	1.0	52
Progeny P4955RX	54.4	•	•	Sep-22	3.0	1.0	53
Eagle Seed ES4840RYX	54.3	•	•	Sep-18	2.7	1.0	56
Progeny P4930LL	51.5	56.5	56.7	Sep-21	2.3	1.0	48
Eagle Seed ES4998RR	38.3	46.7	48.7	Sep-16	3.7	1.0	43
GRAND MEAN	63.4	•	•	Sep-19	2.4	1.0	48
LSD (5%)	9.6	•	•	•	0.8	•	•
C.V.	11.1	•	•	•	26.1	•	•
<b>Relative Maturity 5.0–5.4</b>							
Local Seed AV51W1LL	77.0	•	•	Sep-19	1.3	1.0	36
Pioneer P50A78L	74.2	•	•	Sep-24	3.0	1.0	51
Eagle Seed ES5420RYX	73.2	69.0	63.7	Sep-21	2.0	1.0	52
Local Seed LS5087X	72.1	•	•	Sep-20	3.0	1.0	54
Eagle Seed ES5220RYX	71.3	•	•	Sep-24	2.3	1.0	54
REV 54L18	70.9	•	•	Sep-19	1.7	1.0	39
Armor 52-D71	70.6	•	•	Sep-23	2.3	1.0	56
Progeny P5554RX	68.3	•	•	Sep-23	2.0	1.0	43
R12-6751RR	67.0	•	•	Sep-22	1.7	1.0	43
Progeny P5016RXS	66.0	69.5	64.9	Sep-22	2.0	1.0	53
Asgrow AG 53X9	66.0	•	•	Sep-20	2.0	1.0	48
Dyna-Gro SX18652XS	65.5	•	•	Sep-20	2.3	1.0	54
Armor 49-D13	64.9	•	•	Sep-20	3.3	1.0	52
Progeny P5252RX	64.8	•	•	Sep-24	2.0	1.0	48
Asgrow AG 52X9	64.5	•	•	Sep-21	2.0	1.0	55
Progeny P5018RX	63.9	•	•	Sep-21	3.0	1.0	53
Delta Grow DG52X15	63.8	•	•	Sep-19	2.7	1.0	55
Credenz CZ 5328 LL	63.5	•	•	Sep-24	1.7	1.0	40
R13-1409	63.4	•	•	Sep-22	2.0	1.0	49
Dyna-Gro S52XT08	63.4	•	•	Sep-21	2.0	1.0	42
Dyna-Gro SX18854XT	62.9	•	•	Sep-22	1.3	1.0	42
R15-1194	62.6	•	•	Sep-18	1.7	1.0	40
R15-489	62.2	•	•	Sep-22	3.0	1.0	44
R15-1587	62.0	•	•	Sep-22	1.7	1.0	39
Asgrow AG 54X9	61.4	•	•	Sep-22	2.0	1.0	40
Credenz CZ 5150 LL	60.7	62.1	59.5	Sep-19	2.3	1.0	55
AGS G551X18	60.5	•	•	Sep-22	2.7	1.0	53
Delta Grow DG5170RR2	60.0	•	•	Sep-24	3.0	1.0	55
Credenz CZ 5147 LL	59.7	58.9	54.7	Sep-20	1.3	1.0	43
Go Soy 51C17	59.6	•	•	Sep-20	2.3	1.0	42
EXP4X18	59.4	•	•	Sep-22	2.3	1.0	50
AgriGold G5288RX	58.6	•	•	Sep-22	2.7	1.0	58
AgriGold G5000RX	57.4	60.7	•	Sep-20	2.7	1.0	50
R14-356	57.0	•	•	Sep-22	3.0	1.0	40
Credenz CZ 5445 LL	56.3	•	•	Sep-21	1.3	1.0	42
Progeny P5279RXS	54.5	57.6	•	Sep-15	3.0	1.0	53
R14-14797RR	54.3	56.0	•	Sep-20	1.7	1.0	42
R15-2465RR	54.2	•	•	Sep-19	2.7	1.0	44
R13-13997	54.2	57.2	•	Sep-24	2.3	1.0	45
Go Soy 50G17	54.2	•	•	Sep-18	3.7	1.0	42
R14-898	54.1	•	•	Sep-21	3.0	1.0	47
R14-15079	53.7	•	•	Sep-23	3.0	1.0	46
R14-1422	53.6	•	•	Sep-26	3.0	1.0	43
Armor X51D77	52.2	•	•	Sep-22	2.3	1.0	53

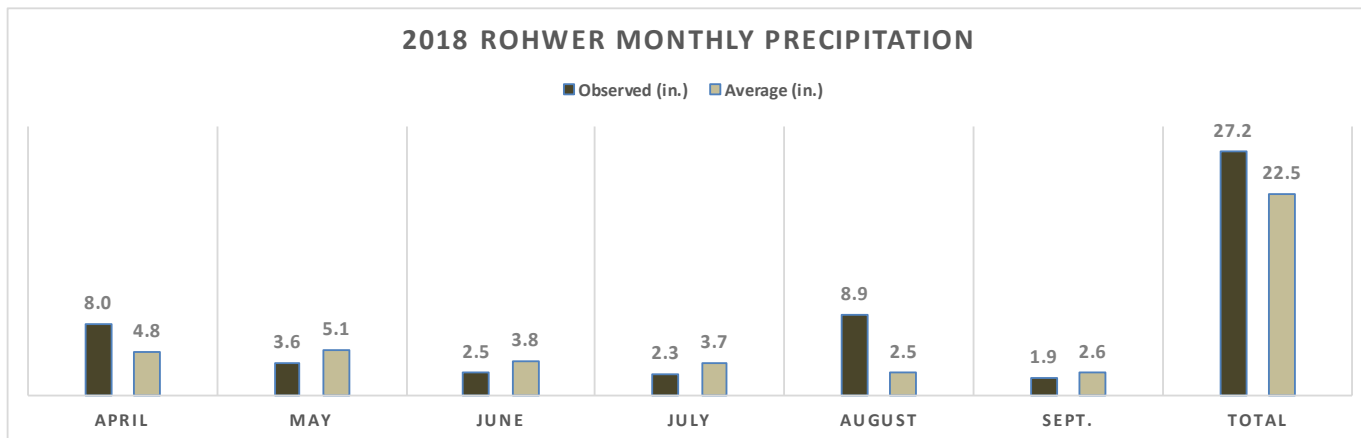
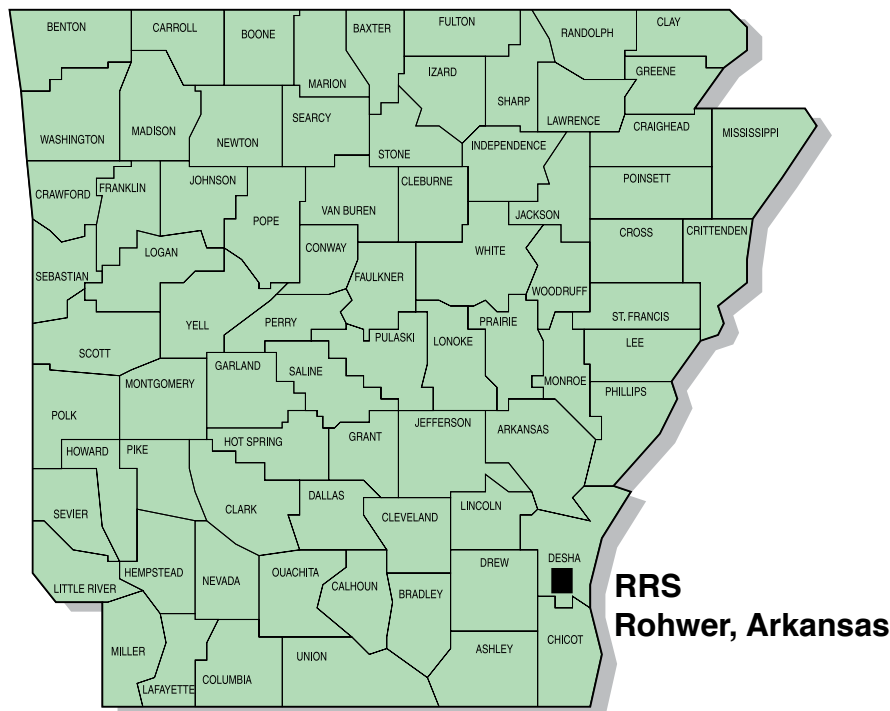
**Table 14. Performance of Irrigated, Full-Season, Soybean Varieties and Strains, Rohwer Research Station, Rohwer, Arkansas, 2018, Continued.**

Variety/Experimental Line	2018 (bu./ac)	2-Year <sup>a</sup> Average (bu./ac)	3-Year <sup>b</sup> Average (bu./ac)	Maturity Date	Lodging <sup>c</sup> Score	Shatter <sup>d</sup> Score	Plant Height (in.)
<b>Relative Maturity 5.0–5.4, Continued</b>							
Credenz CZ 5225 LL	51.6	•	•	Sep-19	1.7	1.0	46
R13-818	49.7	•	•	Sep-20	3.3	1.0	49
R15-1687	49.0	•	•	Sep-24	2.3	1.0	43
Progeny P5414LLS	47.9	53.1	55.1	Sep-21	2.0	1.0	40
R14-10150	46.5	•	•	Sep-20	2.0	1.0	45
GRAND MEAN	60.9	•	•	Sep-21	2.3	1.0	47
LSD (5%)	9.9	•	•	•	0.6	•	•
C.V.	12.0	•	•	•	19.7	•	•
<b>Relative Maturity 5.5–5.9</b>							
Armor 55-D57	78.1	•	•	Sep-26	2.0	1.0	45
Dyna-Gro S56XT99	77.4	•	•	Sep-24	2.3	1.0	40
Asgrow AG 55X7	72.4	64.2	62.6	Sep-24	1.3	1.0	37
Delta Grow DG5585RR2	69.2	•	•	Sep-24	1.7	1.0	39
USG 75B75R	68.2	63.9	59.9	Sep-23	1.7	1.0	42
Eagle Seed ES5660RYX	67.7	60.5	•	Sep-20	2.0	1.0	42
USG 7568XT	66.1	57.7	•	Sep-26	3.0	1.0	48
Progeny P5688RX	65.9	62.4	•	Sep-24	2.3	1.0	38
16UARK-52	61.6	•	•	Sep-30	2.0	1.0	42
Go Soy 56C16	58.7	55.3	55.9	Sep-26	2.3	1.0	46
Eagle Seed ES5930RYX	56.2	•	•	Oct-02	1.7	1.0	50
R14-14648	53.8	•	•	Sep-23	3.0	1.0	44
S15-10434C	53.5	•	•	Sep-24	3.0	1.0	42
R15-5695	52.3	•	•	Sep-24	1.3	1.0	47
Delta Grow DG5580RR2	43.6	52.7	55.8	Sep-24	2.3	1.0	42
Eagle Seed ES5519RR	41.2	•	•	Sep-22	3.0	1.0	42
GRAND MEAN	61.6	•	•	Sep-25	2.2	1.0	43
LSD (5%)	10.7	•	•	•	0.9	•	•
C.V.	12.5	•	•	•	28.3	•	•

<sup>a</sup> Average yield from 2017 and 2018.<sup>b</sup> Average yield from 2016, 2017, and 2018.<sup>c</sup> 1 = Almost all plants erect; 2 = either all plants leaning slightly, or a few plants down; 3 = either all plants leaning moderately, or 25–50% of plants down; 4 = either all plants leaning considerably, or 50–80% of plants down; 5 = all plants down badly.<sup>d</sup> 1 = No shattering; 2 = 1–3% shattered; 3 = 4–8% shattered; 4 = 9–19% shattered; 5 = 20% or more shattered.Rohwer Irrigated  
Full-Season

# Rohwer: Rohwer Research Station (RRS)

## Irrigated, Late Planted, Full-Season, Soybean Varieties and Strains, 2018



<p><b>Soil Series:</b> Desha silt loam</p> <p><b>Previous Crop:</b> Corn</p> <p><b>Row Width:</b> 38-inch twin row</p> <p><b>Planting Date:</b> June 5</p> <p><b>Irrigation Dates:</b> June 9, 28 July 9, 18 August 6, 29</p>	<p><b>Fertilizer</b> 100 lb/ac 0-0-60</p> <p><b>Application(s):</b> 100 lb/ac 0-46-0</p> <p><b>Herbicide</b> Glyphosate + 2,4-D</p> <p><b>Application(s):</b> Paraquat + metolachlor Prefix Metolachlor Zidua + flexstar</p> <p><b>Harvest Date(s):</b> Relative Maturity (RM) (3.5–4.2) (4.3–4.5) (4.6–4.7) (4.8–4.9) (5.0–5.4) (5.5–5.9)</p>	<p>May 15</p> <p>May 25</p> <p>March 15</p> <p>June 7</p> <p>June 18</p> <p>June 27</p> <p>July 6</p> <p>September 21</p> <p>October 8</p> <p>October 8</p> <p>October 8</p> <p>October 11</p> <p>October 11</p>
---	--	--

**Table 15. Performance of Irrigated, Late Planted, Full-Season, Soybean Varieties and Strains, Rohwer Research Station, Rohwer, Arkansas, 2018.**

Variety/Experimental Line	2018 (bu./ac)	2-Year <sup>a</sup> Average (bu./ac)	3-Year <sup>a</sup> Average (bu./ac)	Maturity Date	Lodging <sup>b</sup> Score	Shatter <sup>c</sup> Score	Plant Height (in.)
<b>Relative Maturity 3.5–4.2</b>							
Credenz CZ 3601 LL	76.5	•	•	Sep-17	1.7	1.0	39
Armor 42-D27	75.2	•	•	Sep-18	2.0	1.0	45
Progeny P4255RX	72.7	•	•	Sep-19	1.7	1.0	44
Credenz CZ 3738 LL	72.6	•	•	Sep-16	1.3	1.0	37
Credenz CZ 4222 LL	72.5	•	•	Sep-18	1.7	1.0	40
Eagle Seed ES4211RYX	71.5	•	•	Sep-18	2.0	1.0	44
Progeny P4247LL	70.0	•	•	Sep-18	1.3	1.0	44
Credenz CZ 3841 LL	69.1	•	•	Sep-18	2.7	1.0	41
EXP1X18	66.2	•	•	Sep-19	2.7	1.0	47
Asgrow AG 42X9	60.3	•	•	Sep-20	2.3	1.0	49
Eagle Seed ES4060RYX	60.2	•	•	Sep-18	1.7	1.0	43
Credenz CZ 4044 LL	60.0	•	•	Sep-16	2.3	1.0	42
S13-2743C	51.7	•	•	Sep-18	1.3	1.0	44
GRAND MEAN	67.6	•	•	Sep-18	1.9	1.0	43
LSD (5%)	9.2	•	•	•	0.9	•	•
C.V.	9.7	•	•	•	35.4	•	•
<b>Relative Maturity 4.3–4.5</b>							
Hefty H45x8s	73.0	•	•	Sep-28	1.3	1.0	47
Local Seed LS4565XS	71.3	•	•	Sep-28	2.0	1.0	50
Dyna-Gro S43XS27	69.3	•	•	Oct-01	1.0	1.0	45
LG LGS4597RX	67.9	•	•	Sep-23	1.3	1.0	47
Eagle Seed ES4460RYX	67.0	•	•	Sep-20	1.3	1.0	46
Local Seed AV44U4LL	66.8	•	•	Sep-23	1.0	1.0	42
Delta Grow DG45X35	66.4	•	•	Oct-01	2.3	1.0	50
Progeny P4444RXS	66.2	•	•	Sep-21	2.0	1.0	41
Dyna-Gro S45XS66	65.8	•	•	Oct-02	2.3	1.0	49
AgriGold G4579RX	65.7	•	•	Oct-01	1.0	1.0	50
Credenz CZ 4308 LL	65.5	•	•	Sep-24	2.0	1.0	47
Pioneer P45A19X	65.2	•	•	Sep-27	1.3	1.0	45
Armor 45-D43	65.0	•	•	Sep-23	3.0	1.0	43
Progeny P4570RXS	65.0	•	•	Sep-28	1.0	1.0	44
AgriGold G4440RX	64.4	•	•	Sep-30	1.0	1.0	46
Credenz CZ 4548 LL	63.8	•	•	Sep-21	1.7	1.0	37
Asgrow AG 45X8	63.7	•	•	Oct-01	1.7	1.0	44
VIRTUE EX206	63.7	•	•	Sep-28	1.0	1.0	35
Local Seed LS4583X	62.6	•	•	Sep-24	1.3	1.0	50
Delta Grow DG4587LL/STS	60.8	•	•	Sep-24	2.3	1.0	46
Dyna-Gro S45XS37	60.6	•	•	Sep-27	2.3	1.0	46
Pioneer P44A08L	59.9	•	•	Sep-22	3.0	1.0	40
Asgrow AG 43X8	59.4	•	•	Sep-26	1.7	1.0	48
Delta Grow DG44X50	58.9	•	•	Sep-22	1.7	1.0	53
Delta Grow DG44X25	58.7	•	•	Sep-22	1.3	1.0	45
Armor 45-D50	58.3	•	•	Sep-25	1.0	1.0	45
Go Soy E4510S	58.0	•	•	Sep-18	1.0	1.0	39
Progeny P4318RX	55.9	•	•	Sep-28	2.3	1.0	47
Hefty H43x8	55.4	•	•	Sep-18	1.3	1.0	47
Credenz CZ 4540 LL	54.4	•	•	Sep-28	2.3	1.0	49
Local Seed LS4388X	52.2	•	•	Sep-26	2.3	1.0	46
S13-10590C	51.2	•	•	Sep-26	1.7	1.0	37
Armor X44D36	50.9	•	•	Sep-18	1.0	1.0	41
GRAND MEAN	62.2	•	•	Sep-25	1.7	1.0	45
LSD (5%)	7.7	•	•	•	0.6	•	•
C.V.	9.0	•	•	•	27.9	•	•

Rohwer Irrigated  
Full-Season

**Table 15. Performance of Irrigated, Late Planted, Full-Season, Soybean Varieties and Strains, Rohwer Research Station, Rohwer, Arkansas, 2018, Continued.**

Variety/Experimental Line	2018 (bu./ac)	2-Year <sup>a</sup> Average (bu./ac)	3-Year <sup>a</sup> Average (bu./ac)	Maturity Date	Lodging <sup>b</sup> Score	Shatter <sup>c</sup> Score	Plant Height (in.)
<b>Relative Maturity 4.6–4.7</b>							
Local Seed LS4677X	77.5	•	•	Sep-28	2.0	1.0	50
REV 47L38	73.8	•	•	Sep-26	1.7	1.0	49
REV 46L99	72.1	•	•	Sep-29	1.3	1.0	43
Asgrow AG 46X6	71.0	•	•	Oct-03	2.3	1.0	46
Pioneer P46A16R	70.7	•	•	Oct-02	1.7	1.0	48
REV 4679X	69.5	•	•	Sep-27	1.0	1.0	43
Petrus Seed 479 GTS	68.8	•	•	Sep-21	1.0	1.0	45
Local Seed AV47W3LL	68.7	•	•	Sep-24	1.0	1.0	46
Asgrow AG 47X9	67.4	•	•	Sep-25	1.7	1.0	50
Local Seed LS4689X	66.9	•	•	Sep-22	2.0	1.0	56
Hefty H46x6ss	66.3	•	•	Sep-30	3.0	1.0	48
Pioneer P47A76L	66.0	•	•	Sep-24	2.0	1.0	46
Delta Grow DG4790RR2	66.0	•	•	Sep-24	2.3	1.0	51
AGS GS46X17	65.4	•	•	Sep-23	1.0	1.0	39
S14-9051R	65.2	•	•	Oct-03	1.7	1.0	43
Credenz CZ 4748 LL	64.2	•	•	Sep-23	1.0	1.0	42
LG LGS4624RX	63.8	•	•	Sep-27	2.3	1.0	55
Progeny P4620RXS	63.5	•	•	Sep-28	2.7	1.0	49
Pioneer P46A57BX	63.5	•	•	Sep-23	2.3	1.0	49
Armor 47-D22	63.4	•	•	Sep-24	2.3	1.0	46
Delta Grow DG46X25	63.2	•	•	Sep-22	2.0	1.0	49
Credenz CZ 4649 LL	62.2	•	•	Oct-02	1.7	1.0	46
Eagle Seed ES4680RYX	62.2	•	•	Oct-02	2.0	1.0	46
AgriGold G4605RX	61.5	•	•	Sep-23	2.0	1.0	54
Armor X46D63	61.5	•	•	Oct-02	1.0	1.0	49
Local Seed AV47W2X	60.9	•	•	Oct-01	2.0	1.0	47
Eagle Seed ES4777RR	60.6	•	•	Oct-01	2.7	1.0	45
Delta Grow DG4670RR2	60.4	•	•	Sep-28	3.3	1.0	46
R15-818	58.7	•	•	Sep-24	2.0	1.0	40
Progeny P4799RXS	57.9	•	•	Oct-03	1.7	1.0	49
VIRTUE EX202	54.5	•	•	Oct-01	3.7	1.0	41
R15-1150	52.5	•	•	Sep-23	2.3	1.0	42
VIRTUE EX203	50.8	•	•	Oct-02	3.3	1.0	46
LG C4710RX	48.9	•	•	Sep-20	2.7	1.0	55
R15-2422	44.6	•	•	Oct-01	3.7	1.0	42
GRAND MEAN	63.2	•	•	Sep-27	2.1	1.0	47
LSD (5%)	5.9	•	•	•	0.7	•	•
C.V.	6.8	•	•	•	23.8	•	•

Table 15. Performance of Irrigated, Late Planted, Full-Season, Soybean Varieties and Strains, Rohwer Research Station, Rohwer, Arkansas, 2018, Continued.

Variety/Experimental Line	2018 (bu./ac)	2-Year <sup>a</sup> Average (bu./ac)	3-Year <sup>a</sup> Average (bu./ac)	Maturity Date	Lodging <sup>b</sup> Score	Shatter <sup>c</sup> Score	Plant Height (in.)
<b>Relative Maturity 4.8–4.9</b>							
LG C4845RX	76.7	•	•	Oct-03	1.0	1.0	46
Local Seed LS4966X	75.5	•	•	Oct-02	1.0	1.0	40
Asgrow AG 48X9	74.8	•	•	Sep-24	1.0	1.0	48
LG LGS4989RX	74.3	•	•	Sep-27	2.0	1.0	44
Asgrow AG 49X9	73.9	•	•	Oct-02	1.0	1.0	46
AgriGold G4995RX	72.6	•	•	Oct-03	2.0	1.0	50
Hefty H48X7	72.0	•	•	Oct-03	1.0	1.0	43
USG 7489XTS	72.0	•	•	Oct-03	1.0	1.0	40
Pioneer P48A60X	71.3	•	•	Sep-22	1.7	1.0	41
Progeny P4994RX	70.5	•	•	Sep-24	1.7	1.0	44
Progeny P4816RX	69.9	•	•	Oct-02	1.3	1.0	42
Delta Grow DG48X45	69.8	•	•	Oct-03	1.0	1.0	41
Eagle Seed ES4870RYX	69.7	•	•	Sep-25	1.3	1.0	51
Credenz CZ 4820 LL	69.7	•	•	Sep-21	1.3	1.0	44
USG 7496XTS	69.6	•	•	Oct-01	1.7	1.0	48
Local Seed AV49W3X	68.6	•	•	Sep-25	3.0	1.0	49
USG 7487XTS	67.9	•	•	Sep-24	1.3	1.0	53
Progeny P4930LL	67.8	•	•	Oct-02	1.7	1.0	46
Dyna-Gro S48XS78	67.5	•	•	Sep-30	2.0	1.0	46
EXP2X18	67.2	•	•	Sep-26	1.7	1.0	46
TN16-520R1	66.8	•	•	Oct-01	2.0	1.0	40
Dyna-Gro S48XT56	66.5	•	•	Oct-02	1.0	1.0	44
REV 4857X	66.1	•	•	Oct-02	1.7	1.0	47
REV 49L88	66.0	•	•	Oct-04	2.7	1.0	41
Armor 49-D31	65.0	•	•	Oct-03	1.7	1.0	45
Delta Grow DG4967LL	65.0	•	•	Oct-01	1.7	1.0	48
Credenz CZ 4938 LL	65.0	•	•	Oct-03	1.3	1.0	43
Eagle Seed ES4840RYX	64.9	•	•	Sep-28	3.0	1.0	51
Local Seed LS4968XS	64.8	•	•	Oct-01	1.7	1.0	49
Hefty H49X7s	63.8	•	•	Oct-02	2.0	1.0	47
Dyna-Gro S49LL34	63.6	•	•	Oct-01	1.7	1.0	47
Credenz CZ 4918 LL	62.9	•	•	Sep-29	1.3	1.0	43
Delta Grow DG4880RR	62.0	•	•	Sep-27	2.3	1.0	46
Go Soy Ireane	61.8	•	•	Sep-28	1.7	1.0	37
EXP3X18	61.6	•	•	Oct-03	1.7	1.0	46
AGS G548X18	61.0	•	•	Sep-26	1.3	1.0	45
Local Seed LS4889XS	60.9	•	•	Sep-28	3.0	1.0	56
Local Seed LS4988X	58.5	•	•	Sep-28	1.3	1.0	41
Dyna-Gro S49XS76	57.9	•	•	Oct-01	1.3	1.0	48
Progeny P4851RX	57.7	•	•	Oct-02	2.3	1.0	48
Eagle Seed ES4998RR	56.6	•	•	Sep-20	2.0	1.0	44
Progeny P4955RX	56.5	•	•	Oct-02	2.3	1.0	46
Dyna-Gro S49XT39	56.1	•	•	Oct-03	2.0	1.0	44
REV 4927X	55.3	•	•	Sep-23	2.7	1.0	47
Armor X48D02	55.1	•	•	Sep-28	3.0	1.0	56
Delta Grow DG4977LL/STS	54.4	•	•	Sep-28	2.0	1.0	51
Go Soy 49G16	53.3	•	•	Oct-03	2.3	1.0	38
Petrus Seed 4916 GTS	51.9	•	•	Oct-02	3.0	1.0	40
Delta Grow DG4970RR	48.5	•	•	Oct-01	4.0	1.0	37
GRAND MEAN	64.7	•	•	Sep-29	1.8	1.0	45
LSD (5%)	7.2	•	•	•	0.7	•	•
C.V.	8.1	•	•	•	29.8	•	•

Rohwer Irrigated  
Full-Season



Table 15. Performance of Irrigated, Late Planted, Full-Season, Soybean Varieties and Strains, Rohwer Research Station, Rohwer, Arkansas, 2018, Continued.

Variety/Experimental Line	2018 (bu./ac)	2-Year <sup>a</sup> Average (bu./ac)	3-Year <sup>a</sup> Average (bu./ac)	Maturity Date	Lodging <sup>b</sup> Score	Shatter <sup>c</sup> Score	Plant Height (in.)
<b>Relative Maturity 5.0–5.4</b>							
Asgrow AG 52X9	76.1	•	•	Oct-03	1.0	1.0	49
Armor 52-D71	75.8	•	•	Oct-04	1.7	1.0	39
EXP4X18	75.4	•	•	Oct-04	1.3	1.0	47
Asgrow AG 53X9	74.5	•	•	Oct-03	1.3	1.0	45
AgriGold G5288RX	72.3	•	•	Oct-04	1.0	1.0	49
Armor 49-D13	71.7	•	•	Oct-02	1.7	1.0	44
Credenz CZ 5150 LL	71.0	•	•	Oct-03	1.3	1.0	43
Dyna-Gro SX18652XS	69.8	•	•	Oct-05	1.3	1.0	47
R13-1409	68.8	•	•	Oct-03	2.0	1.0	36
Delta Grow DG52X15	68.1	•	•	Oct-03	2.3	1.0	49
Progeny P5554RX	67.5	•	•	Oct-07	2.0	1.0	35
R14-356	67.2	•	•	Oct-05	2.7	1.0	32
Progeny P5018RX	66.7	•	•	Oct-04	2.7	1.0	50
Credenz CZ 5147 LL	66.2	•	•	Sep-30	1.7	1.0	35
Progeny P5016RXS	65.9	•	•	Oct-02	1.7	1.0	42
Armor X51D77	65.8	•	•	Oct-04	2.0	1.0	40
Eagle Seed ES5220RYX	65.8	•	•	Oct-07	1.7	1.0	47
Local Seed AV51W1LL	65.6	•	•	Oct-04	2.0	1.0	35
Local Seed LS5087X	65.3	•	•	Oct-01	2.3	1.0	43
Dyna-Gro S52XT08	64.9	•	•	Oct-03	1.7	1.0	30
REV 54L18	63.2	•	•	Oct-04	1.7	1.0	34
Asgrow AG 54X9	63.2	•	•	Oct-04	1.7	1.0	42
Credenz CZ 5225 LL	62.0	•	•	Oct-02	2.0	1.0	36
R13-13997	61.8	•	•	Oct-07	2.0	1.0	40
Credenz CZ 5328 LL	61.7	•	•	Oct-03	1.7	1.0	36
Pioneer P50A78L	61.7	•	•	Sep-27	2.3	1.0	41
Dyna-Gro SX18854XT	61.7	•	•	Oct-02	1.3	1.0	35
Progeny P5252RX	61.1	•	•	Oct-05	1.7	1.0	44
AGS GS51X18	60.1	•	•	Oct-02	1.0	1.0	42
Delta Grow DG5170RR2	59.3	•	•	Oct-05	3.0	1.0	42
Progeny P5414LLS	59.1	•	•	Oct-04	1.3	1.0	40
Credenz CZ 5445 LL	58.6	•	•	Oct-04	1.7	1.0	35
Eagle Seed ES5420RYX	58.3	•	•	Oct-04	1.3	1.0	56
Progeny P5279RXS	57.7	•	•	Sep-28	1.3	1.0	48
R15-1587	57.5	•	•	Oct-03	2.3	1.0	34
AgriGold G5000RX	57.5	•	•	Oct-02	1.7	1.0	47
R15-1194	56.5	•	•	Sep-29	1.7	1.0	35
R14-14797RR	56.1	•	•	Oct-02	2.7	1.0	37
R14-898	55.5	•	•	Oct-05	2.3	1.0	40
R14-1422	53.7	•	•	Oct-04	3.0	1.0	37
R14-15079	53.5	•	•	Oct-05	3.0	1.0	35
R15-489	52.6	•	•	Oct-02	2.7	1.0	42
R13-818	52.5	•	•	Oct-03	2.7	1.0	37
R15-1687	51.8	•	•	Oct-03	2.3	1.0	34

Table 15. Performance of Irrigated, Late Planted, Full-Season, Soybean Varieties and Strains, Rohwer Research Station, Rohwer, Arkansas, 2018, Continued.

Variety/Experimental Line	2018 (bu./ac)	2-Year <sup>a</sup> Average (bu./ac)	3-Year <sup>a</sup> Average (bu./ac)	Maturity Date	Lodging <sup>b</sup> Score	Shatter <sup>c</sup> Score	Plant Height (in.)
<b>Relative Maturity 5.0–5.4, Continued</b>							
Go Soy 50G17	51.0	•	•	Oct-04	3.0	1.0	38
R12-6751RR	49.1	•	•	Oct-03	2.3	1.0	37
Go Soy 51C17	48.9	•	•	Sep-29	2.7	1.0	35
R14-10150	45.8	•	•	Sep-30	2.3	1.0	30
R15-2465RR	45.5	•	•	Oct-01	3.3	1.0	41
GRAND MEAN	61.7	•	•	Oct-03	2.0	1.0	40
LSD (5%)	7.7	•	•	•	0.8	•	•
C.V.	9.2	•	•	•	28.3	•	•
<b>Relative Maturity 5.5–5.9</b>							
Asgrow AG 55X7	67.9	•	•	Oct-04	1.7	1.0	37
Armor 55-D57	67.9	•	•	Oct-07	2.0	1.0	36
Dyna-Gro S56XT99	66.9	•	•	Oct-06	2.0	1.0	42
Progeny P5688RX	66.3	•	•	Oct-06	2.3	1.0	33
Eagle Seed ES5660RYX	66.2	•	•	Oct-04	1.7	1.0	40
USG 7568XT	64.2	•	•	Oct-06	2.3	1.0	41
USG 75B75R	62.0	•	•	Oct-06	2.0	1.0	42
Delta Grow DG5585RR2	58.6	•	•	Oct-04	2.3	1.0	37
S15-10434C	56.0	•	•	Oct-05	3.0	1.0	35
16UARK-52	54.7	•	•	Oct-05	2.7	1.0	32
R15-5695	54.7	•	•	Oct-04	2.0	1.0	36
R14-14648	53.6	•	•	Oct-03	2.7	1.0	39
Delta Grow DG5580RR2	52.7	•	•	Oct-03	2.3	1.0	34
Eagle Seed ES5519RR	51.8	•	•	Oct-04	2.7	1.0	50
Go Soy 56C16	49.5	•	•	Oct-03	3.0	1.0	36
Eagle Seed ES5930RYX	43.3	•	•	Oct-10	2.0	1.0	45
GRAND MEAN	58.5	•	•	Oct-05	2.3	1.0	38
LSD (5%)	8.5	•	•	•	0.7	•	•
C.V.	10.4	•	•	•	22.1	•	•

<sup>a</sup> 2018 was the first year this trial was conducted at Rohwer; therefore, there are no multi-year averages.

<sup>b</sup> 1 = Almost all plants erect; 2 = either all plants leaning slightly, or a few plants down; 3 = either all plants leaning moderately, or 25–50% of plants down; 4 = either all plants leaning considerably, or 50–80% of plants down; 5 = all plants down badly.

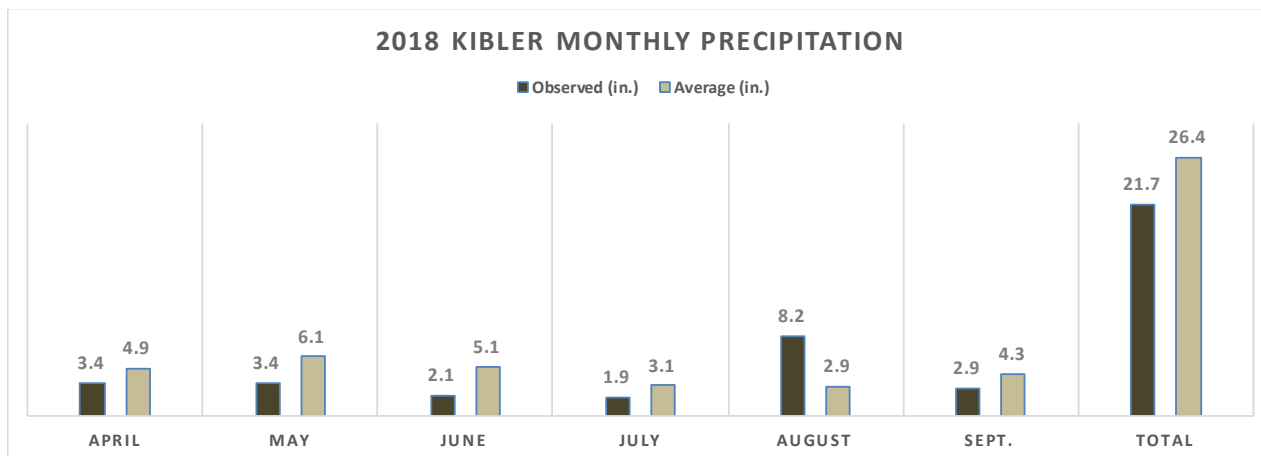
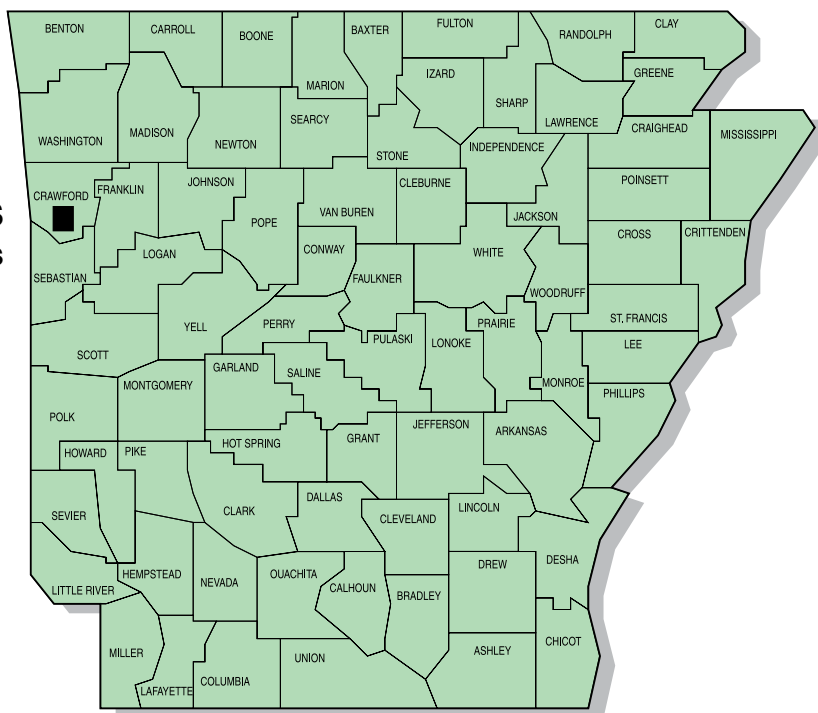
<sup>c</sup> 1 = No shattering; 2 = 1–3% shattered; 3 = 4–8% shattered; 4 = 9–19% shattered; 5 = 20% or more shattered.

Rohwer Irrigated  
Full-Season

# Kibler: Vegetable Research Station (VRS)

## Irrigated, Full-Season, Soybean Varieties and Strains, 2018

**VRS**  
Kibler, Arkansas



<b>Soil Series:</b>	Roxanna silt loam	<b>Herbicide Application(s):</b>	Dual Magnum + Pursuit	June 1
<b>Previous Crop:</b>	Soybean	<b>Harvest Date(s):</b>	Relative Maturity (RM)	
<b>Row Spacing:</b>	36-inch		(3.5–4.2)	October 29
<b>Planting Date:</b>	June 1		(4.3–4.5)	October 29
<b>Irrigation Dates:</b>	June 5, 11, 19		(4.6–4.7)	October 29
	July 3, 17, 24		(4.8–4.9)	October 30
	September 5, 11		(5.0–5.4)	November 15
			(5.5–5.9)	November 15

Table 16. Performance of Irrigated, Full-Season, Soybean Varieties and Strains, Vegetable Research Station, Kibler, Arkansas, 2018.

Variety/Experimental Line	2018	2-Year <sup>a</sup>	3-Year <sup>b</sup>	Maturity	Lodging <sup>c</sup>	Shatter <sup>d</sup>	Plant
	(bu./ac)	Average	Average	Date	Score	Score	Height
		(bu./ac)	(bu./ac)				(in.)
<b>Relative Maturity 3.5–4.2</b>							
Armor 42-D27	69.2	•	•	Oct-06	1.0	1.0	44
Progeny P4255RX	67.9	69.9	•	Oct-17	1.0	1.0	43
Credenz CZ 3601 LL	67.9	•	•	Oct-01	1.0	1.0	41
Credenz CZ 3738 LL	66.5	•	•	Oct-01	1.0	1.0	42
Eagle Seed ES4211RYX	66.4	•	•	Oct-04	1.0	1.0	45
Progeny P4247LL	64.8	67.2	67.6	Oct-04	1.0	1.0	43
S13-2743C	62.0	67.2	•	Oct-03	1.0	1.0	45
Credenz CZ 4222 LL	61.2	67.8	67.6	Oct-03	1.0	1.0	42
Eagle Seed ES4060RYX	60.1	•	•	Oct-07	1.0	1.0	42
Credenz CZ 3841 LL	59.8	•	•	Oct-02	1.0	1.0	44
Credenz CZ 4044 LL	58.8	64.6	65.7	Oct-02	1.0	1.0	43
EXP1X18	54.4	•	•	Oct-04	1.7	1.0	48
Asgrow AG 42X9	52.7	•	•	Oct-14	1.0	1.0	51
GRAND MEAN	62.4	•	•	Oct-05	1.1	1.0	44
LSD (5%)	8.3	•	•	4	0.2	•	•
C.V.	9.5	•	•	27	15.2	•	•
<b>Relative Maturity 4.3–4.5</b>							
Progeny P4570RXS	77.5	•	•	Oct-09	1.0	1.0	52
LG LGS4597RX	72.8	•	•	Oct-06	1.0	1.0	51
Hefty H45x8ss	72.5	72.1	•	Oct-24	1.0	1.0	48
Delta Grow DG45X35	72.3	•	•	Oct-21	2.0	1.0	56
Dyna-Gro S45XS66	72.2	67.6	65.2	Oct-22	2.3	1.0	51
AgriGold G4440RX	71.6	72.6	•	Oct-25	1.0	1.0	48
Armor 45-D50	71.2	•	•	Oct-10	1.0	1.0	50
Credenz CZ 4548 LL	69.6	•	•	Oct-17	1.0	1.0	44
Pioneer P44A08L	69.0	•	•	Oct-25	1.3	1.0	45
Dyna-Gro S43XS27	68.4	•	•	Oct-23	1.0	1.0	49
VIRTUE EX206	67.6	•	•	Oct-18	1.0	1.0	44
AgriGold G4579RX	67.1	•	•	Oct-12	1.0	1.0	53
Pioneer P45A19X	66.9	•	•	Oct-21	1.0	1.0	47
Armor 45-D43	66.7	•	•	Oct-16	1.3	1.0	47
Local Seed LS4583X	66.4	•	•	Oct-05	1.0	1.0	49
Delta Grow DG44X25	65.2	•	•	Oct-23	1.0	1.0	52
Eagle Seed ES4460RYX	64.8	70.0	69.6	Oct-21	1.0	1.0	48
Dyna-Gro S45XS37	64.7	69.4	•	Oct-24	2.0	1.0	51
S13-10590C	64.7	67.6	•	Oct-26	1.0	1.0	45
Progeny P4444RXS	64.4	68.8	•	Oct-11	1.0	1.0	48
Local Seed LS4565XS	64.4	•	•	Oct-23	1.0	1.0	52
Local Seed AV44U4LL	64.3	•	•	Oct-23	1.0	1.0	50
Asgrow AG 45X8	63.1	•	•	Oct-21	2.0	1.0	47
Credenz CZ 4308 LL	63.0	•	•	Oct-12	1.0	1.0	46
Hefty H43x8	62.7	69.4	•	Oct-05	1.0	1.0	46
Delta Grow DG44X50	62.1	•	•	Oct-05	2.0	1.0	50
Asgrow AG 43X8	62.1	•	•	Oct-19	1.0	1.0	50
Local Seed LS4388X	61.6	•	•	Oct-23	1.0	1.0	45
Go Soy E4510S	60.1	•	•	Oct-05	1.0	1.0	40
Credenz CZ 4540 LL	59.0	64.2	61.4	Oct-19	1.0	1.0	50
Delta Grow DG4587LL/STS	55.1	60.8	62.0	Oct-13	1.0	1.0	43
Progeny P4318RX	54.1	•	•	Oct-15	3.0	1.0	48
Armor X44D36	52.0	•	•	Oct-05	1.0	1.0	54
GRAND MEAN	65.4	•	•	Oct-16	1.2	1.0	48
LSD (5%)	8.5	•	•	6	0.5	•	•
C.V.	9.5	•	•	28	31.7	•	•

Kibler Irrigated  
Full-Season

Table 16. Performance of Irrigated, Full-Season, Soybean Varieties and Strains, Vegetable Research Station, Kibler, Arkansas, 2018, Continued.

Variety/Experimental Line	2018 (bu./ac)	2-Year <sup>a</sup> Average (bu./ac)	3-Year <sup>b</sup> Average (bu./ac)	Maturity Date	Lodging <sup>c</sup> Score	Shatter <sup>d</sup> Score	Plant Height (in.)
<b>Relative Maturity 4.6–4.7</b>							
REV 4679X	71.8	•	•	Oct-24	1.0	1.0	46
Asgrow AG 46X6	71.1	79.3	74.4	Oct-25	1.0	1.0	52
Delta Grow DG46X25	70.7	•	•	Oct-07	1.0	1.0	49
Pioneer P47A76L	69.4	•	•	Oct-25	1.0	1.0	50
Armor 47-D22	69.3	•	•	Oct-15	2.0	1.0	46
S14-9051R	68.7	72.2	•	Oct-24	1.0	1.0	43
Asgrow AG 47X9	68.5	•	•	Oct-19	1.0	1.0	50
AGS GS46X17	67.3	•	•	Oct-08	1.0	1.0	49
REV 46L99	67.2	•	•	Oct-17	1.0	1.0	51
R15-818	67.2	•	•	Oct-07	1.0	1.0	35
Pioneer P46A16R	66.9	73.9	•	Oct-14	1.0	1.0	49
Eagle Seed ES4777RR	66.6	•	•	Oct-21	1.7	1.0	44
REV 47L38	66.2	•	•	Oct-23	1.0	1.0	52
Armor X46D63	66.1	•	•	Oct-09	1.0	1.0	56
Local Seed AV47W2X	65.8	•	•	Oct-17	1.0	1.0	46
Local Seed AV47W3LL	63.9	•	•	Oct-24	1.0	1.0	50
LG LGS4624RX	63.5	•	•	Oct-20	1.3	1.0	54
Delta Grow DG4670RR2	63.1	70.1	68.5	Oct-21	3.0	1.0	48
R15-2422	62.6	•	•	Oct-18	3.7	1.0	48
Pioneer P46A57BX	62.6	•	•	Oct-11	1.3	1.0	45
R15-1150	61.6	•	•	Oct-06	1.3	1.0	40
AgriGold G4605RX	61.6	•	•	Oct-16	1.7	1.0	56
VIRTUE EX203	61.5	•	•	Oct-26	1.0	1.0	46
Local Seed LS4677X	61.3	•	•	Oct-14	1.0	1.0	47
Hefty H46x6ss	61.0	65.8	•	Oct-21	3.0	1.0	51
VIRTUE EX202	60.7	•	•	Oct-25	3.0	1.0	43
Credenz CZ 4748 LL	60.3	68.4	65.7	Oct-06	1.0	1.0	52
Eagle Seed ES4680RYX	60.0	67.3	68.2	Oct-23	1.0	1.0	49
Credenz CZ 4649 LL	60.0	•	•	Oct-23	1.3	1.0	51
Progeny P4620RXS	59.7	70.7	68.8	Oct-22	2.0	1.0	53
Local Seed LS4689X	58.9	•	•	Oct-14	1.3	1.0	51
Petrus Seed 479 GTS	58.4	64.3	•	Oct-24	1.0	1.0	54
Progeny P4799RXS	57.8	64.9	64.1	Oct-29	1.0	1.0	52
Delta Grow DG4790RR2	56.1	66.3	66.8	Oct-22	2.0	1.0	50
LG C4710RX	49.0	•	•	Oct-11	2.0	1.0	50
GRAND MEAN	63.6	•	•	Oct-18	1.4	1.0	49
LSD (5%)	8.3	•	•	6	0.8	•	•
C.V.	9.5	•	•	25	41.4	•	•

Table 16. Performance of Irrigated, Full-Season, Soybean Varieties and Strains, Vegetable Research Station, Kibler, Arkansas, 2018, Continued.

Variety/Experimental Line	2018 (bu./ac)	2-Year <sup>a</sup> Average (bu./ac)	3-Year <sup>b</sup> Average (bu./ac)	Maturity Date	Lodging <sup>c</sup> Score	Shatter <sup>d</sup> Score	Plant Height (in.)
<b>Relative Maturity 4.8–4.9</b>							
USG 7489XTS	84.5	•	•	Oct-27	1.0	1.0	44
Delta Grow DG48X45	83.3	•	•	Oct-26	1.0	1.0	45
LG C4845RX	83.2	•	•	Oct-27	1.0	1.0	47
Dyna-Gro S48XT56	81.9	79.8	73.5	Oct-29	1.0	1.0	47
Hefty H48X7	80.8	•	•	Oct-25	1.0	1.0	49
Dyna-Gro S49XT39	80.1	•	•	Oct-25	1.0	1.0	49
Progeny P4816RX	79.9	78.8	74.8	Oct-27	1.0	1.0	46
Local Seed LS4966X	79.0	•	•	Oct-27	1.0	1.0	49
Asgrow AG 49X9	78.9	•	•	Oct-25	1.0	1.0	48
Asgrow AG 48X9	77.6	•	•	Oct-22	1.0	1.0	49
EXP3X18	77.4	•	•	Oct-21	1.0	1.0	51
REV 4927X	76.5	73.3	•	Oct-22	3.3	1.0	52
AgriGold G4995RX	76.1	•	•	Oct-23	1.7	1.0	49
Hefty H49X7s	76.1	73.4	•	Oct-23	1.0	1.0	53
Progeny P4851RX	75.4	73.3	•	Oct-29	3.3	1.0	44
LG LGS4989RX	75.3	•	•	Oct-23	1.0	1.0	46
Pioneer P48A60X	75.1	75.3	•	Oct-25	1.0	1.0	50
USG 7496XTS	74.5	71.7	66.8	Oct-24	1.0	1.0	54
Local Seed LS4988X	74.4	•	•	Oct-20	1.3	1.0	47
Progeny P4994RX	73.8	•	•	Oct-23	1.0	1.0	45
Credenz CZ 4918 LL	73.7	•	•	Oct-27	1.0	1.0	43
REV 49L88	73.4	70.3	•	Oct-29	1.0	1.0	46
Dyna-Gro S49XS76	73.3	73.4	69.4	Oct-25	1.0	1.0	51
EXP2X18	73.2	•	•	Oct-22	1.0	1.0	47
Go Soy Ireane	73.0	72.9	69.7	Oct-29	1.0	1.0	41
Progeny P4930LL	73.0	72.0	67.7	Oct-21	1.0	1.0	50
AGS GS48X18	73.0	•	•	Oct-21	1.0	1.0	50
Local Seed AV49W3X	72.6	•	•	Oct-20	3.0	1.0	49
Delta Grow DG4967LL	72.0	71.0	67.4	Oct-21	1.0	1.0	54
Dyna-Gro S49LL34	71.8	71.6	67.4	Oct-21	1.0	1.0	50
Dyna-Gro S48XS78	71.6	•	•	Oct-10	1.0	1.0	46
Credenz CZ 4938 LL	71.6	•	•	Oct-21	1.3	1.0	51
Local Seed LS4968XS	71.5	•	•	Oct-24	1.0	1.0	52
TN16-520R1	71.5	•	•	Oct-25	1.0	1.0	42
Credenz CZ 4820 LL	71.4	•	•	Oct-10	1.0	1.0	49
Armor X48D02	71.3	•	•	Oct-21	2.3	1.0	55
REV 4857X	70.2	71.0	•	Oct-23	1.0	1.0	47
Go Soy 49G16	70.1	•	•	Oct-25	2.3	1.0	44
Delta Grow DG4880RR	69.8	71.7	67.2	Oct-25	1.0	1.0	49
USG 7487XTS	68.4	•	•	Oct-09	1.0	1.0	55
Delta Grow DG4977LL/STS	67.8	65.6	63.3	Oct-11	1.3	1.0	53
Local Seed LS4889XS	67.8	•	•	Oct-19	2.0	1.0	56
Petrus Seed 4916 GTS	67.5	•	•	Oct-24	2.3	1.0	40
Delta Grow DG4970RR	66.7	68.0	63.9	Oct-23	4.0	1.0	53
Eagle Seed ES4870RYX	66.4	67.8	66.4	Oct-10	1.0	1.0	54
Armor 49-D31	64.6	•	•	Oct-18	1.3	1.0	51
Progeny P4955RX	63.7	•	•	Oct-21	1.7	1.0	51
Eagle Seed ES4998RR	63.7	67.7	66.3	Oct-10	2.7	1.0	47
Eagle Seed ES4840RYX	62.3	•	•	Oct-20	2.3	1.0	54
GRAND MEAN	73.3	•	•	Oct-21	1.4	1.0	49
LSD (5%)	6.8	•	•	3	0.5	•	•
C.V.	6.8	•	•	11	27.4	•	•

Kibler Irrigated  
Full-Season

**Table 16. Performance of Irrigated, Full-Season, Soybean Varieties and Strains, Vegetable Research Station, Kibler, Arkansas, 2018, Continued.**

Variety/Experimental Line	2018 (bu./ac)	2-Year <sup>a</sup> Average (bu./ac)	3-Year <sup>b</sup> Average (bu./ac)	Maturity Date	Lodging <sup>c</sup> Score	Shatter <sup>d</sup> Score	Plant Height (in.)
<b>Relative Maturity 5.0–5.4</b>							
Progeny P5018RX	75.6	•	•	Oct-24	1.7	1.0	47
Armor 49-D13	75.3	•	•	Oct-23	1.3	1.0	49
Eagle Seed ES5220RYX	72.9	•	•	Oct-29	1.0	1.0	50
Asgrow AG 53X9	72.3	•	•	Oct-30	1.0	1.0	48
AgriGold G5288RX	71.2	•	•	Oct-26	1.0	1.0	52
Local Seed LS5087X	70.6	•	•	Oct-23	1.0	1.0	48
Delta Grow DG52X15	69.4	•	•	Oct-24	1.7	1.0	48
Dyna-Gro SX18652XS	69.4	•	•	Oct-21	1.0	1.0	47
Progeny P5016RXS	68.3	71.0	67.0	Oct-25	1.0	1.0	48
Credenz CZ 5147 LL	67.7	69.9	64.0	Oct-17	1.0	1.0	36
Asgrow AG 52X9	67.3	•	•	Oct-27	1.0	1.0	50
Progeny P5279RXS	67.3	67.8	•	Oct-29	1.0	1.0	50
R14-1422	67.3	•	•	Oct-22	1.0	1.0	41
Armor 52-D71	67.1	•	•	Oct-29	1.0	1.0	52
R15-1687	67.1	•	•	Oct-23	1.0	1.0	42
R15-1194	67.1	•	•	Oct-23	1.0	1.0	41
R13-13997	67.0	68.5	•	Oct-23	1.0	1.0	44
Pioneer P50A78L	66.9	•	•	Oct-29	1.0	1.0	46
Eagle Seed ES5420RYX	66.8	69.8	66.6	Oct-29	1.0	1.0	53
Progeny P5252RX	66.7	•	•	Oct-21	1.0	1.0	48
R13-818	66.7	•	•	Oct-21	1.0	1.0	45
R14-15079	66.6	•	•	Oct-26	1.0	1.0	44
Credenz CZ 5225 LL	66.3	•	•	Oct-24	1.7	1.0	39
Credenz CZ 5328 LL	66.0	•	•	Oct-21	1.0	1.0	44
AgriGold G5000RX	65.6	69.8	•	Oct-26	1.0	1.0	51
Go Soy 50G17	65.6	•	•	Oct-15	4.0	1.0	45
Go Soy 51C17	65.5	•	•	Oct-23	1.0	1.0	41
EXP4X18	65.3	•	•	Oct-22	1.0	1.0	46
Delta Grow DG5170RR2	64.8	•	•	Oct-28	1.0	1.0	53
R14-356	64.1	•	•	Oct-12	4.0	1.0	37
Credenz CZ 5445 LL	64.1	•	•	Oct-28	1.3	1.0	41
R15-1587	64.1	•	•	Oct-25	1.0	1.0	39
Dyna-Gro SX18854XT	64.0	•	•	Oct-23	1.0	1.0	41
Dyna-Gro S52XT08	63.1	•	•	Oct-22	1.0	1.0	41
R15-489	62.9	•	•	Oct-21	1.0	1.0	43
Armor X51D77	62.9	•	•	Oct-22	1.0	1.0	49
REV 54L18	62.8	•	•	Oct-26	1.0	1.0	38
Local Seed AV51W1LL	62.2	•	•	Oct-19	1.7	1.0	40
R14-898	62.1	•	•	Oct-21	1.7	1.0	37
Credenz CZ 5150 LL	62.0	67.5	64.1	Oct-17	1.0	1.0	50
Progeny P5414LLS	61.4	63.4	58.9	Oct-21	1.0	1.0	41
R14-10150	60.8	•	•	Oct-15	3.7	1.0	41
AGS GS51X18	60.6	•	•	Oct-28	1.0	1.0	49
Asgrow AG 54X9	60.6	•	•	Oct-19	1.0	1.0	42

**Table 16. Performance of Irrigated, Full-Season, Soybean Varieties and Strains, Vegetable Research Station, Kibler, Arkansas, 2018, Continued.**

Variety/Experimental Line	2018 (bu./ac)	2-Year <sup>a</sup> Average (bu./ac)	3-Year <sup>b</sup> Average (bu./ac)	Maturity Date	Lodging <sup>c</sup> Score	Shatter <sup>d</sup> Score	Plant Height (in.)
<b>Relative Maturity 5.0–5.4, Continued</b>							
R12-6751RR	60.0	•	•	Oct-22	1.3	1.0	47
Progeny P5554RX	60.0	•	•	Oct-27	1.0	1.0	41
R14-14797RR	58.7	62.4	•	Oct-18	1.0	1.0	41
R15-2465RR	58.5	•	•	Oct-14	3.3	1.0	36
R13-1409	58.0	•	•	Oct-22	1.0	1.0	44
GRAND MEAN	65.5	•	•	Oct-22	1.3	1.0	45
LSD (5%)	5.9	•	•	4	0.5	•	•
C.V.	6.7	•	•	12	30.8	•	•
<b>Relative Maturity 5.5–5.9</b>							
S15-10434C	71.0	•	•	Oct-27	3.7	1.0	43
Delta Grow DG5580RR2	70.2	71.7	72.2	Oct-22	2.3	1.0	39
Asgrow AG 55X7	66.1	73.6	72.2	Oct-27	1.0	1.0	42
Progeny P5688RX	66.1	70.9	•	Oct-30	1.0	1.0	44
16UARK-52	64.9	•	•	Oct-25	1.0	1.0	41
Eagle Seed ES5660RYX	63.9	69.5	•	Oct-23	1.0	1.0	41
Dyna-Gro S56XT99	63.9	•	•	Oct-30	1.0	1.0	41
Delta Grow DG5585RR2	63.2	•	•	Oct-24	1.0	1.0	44
USG 75B75R	63.1	68.9	66.8	Oct-28	1.0	1.0	41
USG 7568XT	62.5	71.1	•	Oct-30	1.0	1.0	42
Armor 55-D57	60.8	•	•	Oct-30	1.0	1.0	44
Go Soy 56C16	60.6	66.9	66.4	Oct-26	2.3	1.0	46
R14-14648	60.2	•	•	Oct-23	1.0	1.0	40
Eagle Seed ES5930RYX	60.0	•	•	Oct-28	1.0	1.0	49
Eagle Seed ES5519RR	58.5	•	•	Oct-23	1.0	1.0	43
R15-5695	56.5	•	•	Oct-23	1.0	1.0	39
GRAND MEAN	63.2	•	•	Oct-26	1.3	1.0	42
LSD (5%)	5.0	•	•	3	0.6	•	•
C.V.	5.7	•	•	8	33.4	•	•

<sup>a</sup> Average yield from 2017 and 2018.<sup>b</sup> Average yield from 2016, 2017, and 2018.<sup>c</sup> 1 = Almost all plants erect; 2 = either all plants leaning slightly, or a few plants down; 3 = either all plants leaning moderately, or 25–50% of plants down; 4 = either all plants leaning considerably, or 50–80% of plants down; 5 = all plants down badly.<sup>d</sup> 1 = No shattering; 2 = 1–3% shattered; 3 = 4–8% shattered; 4 = 9–19% shattered; 5 = 20% or more shattered.



**Table 17. Soybean Leaf Tissue Chloride Field Ratings and Reaction for Select Varieties and Strains, 2018.**

Variety/Experimental Line	Herbicide		Field Rating	Reaction
	Technology	Relative Maturity		
16UARK-52	RR1	5.7	•	•
AgriGold G4440RX	Xtend	4.4	•	•
AgriGold G4579RX	Xtend	4.5	•	•
AgriGold G4605RX	Xtend	4.6	4	Includer
AgriGold G4995RX	Xtend	4.9	4	Includer
AgriGold G5000RX	Xtend	5.0	2	Excluder
AgriGold G5288RX	Xtend	5.2	3	Mixed
AGS GS46X17	Xtend	4.6	1	Strong Excluder
AGS GS48X18	Xtend	4.8	3	Mixed
AGS GS51X18	Xtend/STS	5.1	1	Excluder
Armor 39-D39	Xtend	3.9	•	•
Armor 42-D27	Xtend	4.2	•	•
Armor 45-D43	Xtend	4.3	•	•
Armor 45-D50	Xtend	4.5	•	•
Armor 47-D22	Xtend	4.7	5	Strong Includer
Armor 49-D13	Xtend	5.0	3	Mixed
Armor 49-D31	Xtend	4.9	4	Includer
Armor 52-D71	Xtend	5.2	3	Mixed
Armor 55-D57	Xtend	5.5	•	•
Armor X40D	Xtend	4.0	•	•
Armor X41D	Xtend	4.1	•	•
Armor X44D36	Xtend	4.4	•	•
Armor X46D63	Xtend	4.6	1	Strong Excluder
Armor X48D02	Xtend	4.8	3	Mixed
Armor X51D77	Xtend	5.1	5	Strong Includer
Asgrow AG 42X9	Xtend	4.2	•	•
Asgrow AG 43X8	Xtend	4.3	•	•
Asgrow AG 45X8	Xtend	4.5	•	•
Asgrow AG 46X6	Xtend	4.6	1	Strong Excluder
Asgrow AG 47X9	Xtend	4.7	4	Includer
Asgrow AG 48X9	Xtend/SR	4.8	1	Strong Excluder
Asgrow AG 49X9	Xtend/SR	4.9	3	Mixed
Asgrow AG 52X9	Xtend/SR	5.2	3	Mixed
Asgrow AG 53X9	Xtend	5.3	3	Mixed
Asgrow AG 54X9	Xtend	5.4	1	Strong Excluder
Asgrow AG 55X7	Xtend	5.5	•	•
Credenz CZ 3601 LL	LL	3.6	•	•
Credenz CZ 3738 LL	LL	3.7	•	•
Credenz CZ 3841 LL	LL	3.8	•	•
Credenz CZ 4044 LL	LL	4.0	•	•
Credenz CZ 4222 LL	LL	4.2	•	•
Credenz CZ 4308 LL	LL	4.3	•	•
Credenz CZ 4540 LL	LL	4.5	•	•
Credenz CZ 4548 LL	LL	4.5	•	•

**Table 17. Soybean Leaf Tissue Chloride Field Ratings and Reaction for Select Varieties and Strains, 2018, Continued.**

Variety/Experimental Line	Herbicide		Field Rating	Reaction
	Technology	Relative Maturity		
Credenz CZ 4649 LL	LL	4.6	1	Strong Excluder
Credenz CZ 4748 LL	LL	4.7	4	Includer
Credenz CZ 4820 LL	LL	4.8	4	Includer
Credenz CZ 4918 LL	LL	4.9	5	Strong Includer
Credenz CZ 4938 LL	LL	4.9	3	Mixed
Credenz CZ 5147 LL	LL	5.1	1	Strong Excluder
Credenz CZ 5150 LL	LL	5.1	4	Includer
Credenz CZ 5225 LL	LL	5.2	1	Strong Excluder
Credenz CZ 5328 LL	LL	5.3	1	Strong Excluder
Credenz CZ 5445 LL	LL	5.4	1	Strong Excluder
Croplan RX4825	Xtend	4.8	•	•
Croplan RX4927	Xtend	4.9	•	•
Croplan RX4928	Xtend	4.9	•	•
Delta Grow DG44X25	Xtend	4.4	•	•
Delta Grow DG44X50	Xtend	4.4	•	•
Delta Grow DG4587LL/STS	LL/STS	4.5	•	•
Delta Grow DG45X35	Xtend	4.3	•	•
Delta Grow DG4670RR2	RR2	4.6	4	Includer
Delta Grow DG46X25	Xtend	4.6	5	Strong Includer
Delta Grow DG4790RR2	RR2	4.7	5	Strong Includer
Delta Grow DG4880	RR1	4.8	1	Strong Excluder
Delta Grow DG48X45	Xtend	4.8	1	Strong Excluder
Delta Grow DG4967LL	LL	4.9	4	Includer
Delta Grow DG4970	RR1	4.8	4	Includer
Delta Grow DG4977LL/STS	LL/STS	4.9	2	Excluder
Delta Grow DG5170RR2	RR2	5.1	1	Strong Excluder
Delta Grow DG52X15	Xtend	5.0	3	Mixed
Delta Grow DG5580RR2	RR2	5.5	•	•
Delta Grow DG5585RR2	RR2	5.5	•	•
Dyna-Gro 49LL34	LL	4.9	4	Includer
Dyna-Gro S41XS98	Xtend/STS	4.1	•	•
Dyna-Gro S43XS27	Xtend/STS	4.3	•	•
Dyna-Gro S45XS37	Xtend/STS	4.5	•	•
Dyna-Gro S45XS66	Xtend/STS	4.5	•	•
Dyna-Gro S48XS78	Xtend/STS	4.8	1	Strong Excluder
Dyna-Gro S48XT56	Xtend	4.8	1	Strong Excluder
Dyna-Gro S49XS76	Xtend/STS	4.9	4	Includer
Dyna-Gro S49XT39	Xtend	4.9	5	Strong Includer
Dyna-Gro S52XT08	Xtend	5.2	5	Strong Includer
Dyna-Gro S56XT99	Xtend	5.6	•	•
Dyna-Gro SX18652XS	Xtend/STS	5.2	4	Includer
Dyna-Gro SX18845XT	Xtend	4.5	•	•
Dyna-Gro SX18854XT	Xtend	5.4	2	Excluder
Eagle Seed ES4060RYX	Xtend	4.0	•	•

**Table 17. Soybean Leaf Tissue Chloride Field Ratings and Reaction for Select Varieties and Strains, 2018, Continued.**

Variety/Experimental Line	Herbicide		Field Rating	Reaction
	Technology	Relative Maturity		
Eagle Seed ES4211RYX	Xtend	4.2	•	•
Eagle Seed ES4460RYX	Xtend	4.4	•	•
Eagle Seed ES4680RYX	Xtend	4.6	4	Includer
Eagle Seed ES4777RR	RR1	4.7	1	Strong Excluder
Eagle Seed ES4840RYX	Xtend	4.8	3	Mixed
Eagle Seed ES4870RYX	Xtend	4.8	1	Strong Excluder
Eagle Seed ES4998RR	RR1	4.9	5	Strong Includer
Eagle Seed ES5220RYX	Xtend	5.2	4	Includer
Eagle Seed ES5420RYX	Xtend	5.4	4	Includer
Eagle Seed ES5519RR	RR1	5.5	•	•
Eagle Seed ES5660RYX	Xtend	5.6	•	•
Eagle Seed ES5930RYX	Xtend	5.9	•	•
EXP1X18	Xtend	4.1	•	•
EXP2X18	Xtend	4.8	4	Includer
EXP3X18	Xtend	4.9	4	Includer
EXP4X18	Xtend	5.2	4	Includer
Go Soy 43C17S	Conv./STS	4.3	•	•
Go Soy 49G16	RR1	4.9	1	Strong Excluder
Go Soy 50G17	RR1	5.0	1	Strong Excluder
Go Soy 51C17	Conv.	5.1	2	Excluder
Go Soy 56C16	Conv.	5.6	•	•
Go Soy E4510S	Conv./STS	4.5	•	•
Go Soy Ireane	Conv.	4.9	1	Strong Excluder
Go Soy Leland	Conv.	5.0	•	•
Hefty H43x8	Xtend	4.3	•	•
Hefty H45x8s	Xtend/STS	4.5	•	•
Hefty H46x6s	Xtend/STS	4.6	4	Includer
Hefty H48x7	Xtend	4.8	1	Strong Excluder
Hefty H49x7s	Xtend/STS	4.9	3	Mixed
LG C4710RX	Xtend	4.7	5	Strong Includer
LG C4845RX	Xtend	4.8	2	Excluder
LG LGS4597RX	Xtend	4.5	•	•
LG LGS4624RX	Xtend	4.6	5	Strong Includer
LG LGS4989RX	Xtend	4.9	4	Includer
Local Seed AV44U4LL	LL	4.4	•	•
Local Seed AV47W2X	Xtend	4.7	1	Strong Excluder
Local Seed AV47W3LL	LL	4.7	1	Strong Excluder
Local Seed AV49W3X	Xtend	4.9	3	Mixed
Local Seed AV51W1LL	LL	5.1	1	Strong Excluder
Local Seed LS4388X	Xtend/STS	4.3	•	•
Local Seed LS4565XS	Xtend/STS	4.5	•	•
Local Seed LS4583X	Xtend	4.5	•	•
Local Seed LS4677X	Xtend	4.6	5	Strong Includer
Local Seed LS4689X	Xtend	4.6	4	Includer

**Table 17. Soybean Leaf Tissue Chloride Field Ratings and Reaction for Select Varieties and Strains, 2018, Continued.**

Variety/Experimental Line	Herbicide		Field Rating	Reaction
	Technology	Relative Maturity		
Local Seed LS4889XS	Xtend/STS	4.8	3	Mixed
Local Seed LS4966X	Xtend	4.9	1	Strong Excluder
Local Seed LS4968XS	Xtend/STS	4.9	4	Includer
Local Seed LS4988X	Xtend	4.9	1	Strong Excluder
Local Seed LS5087X	Xtend	5.0	4	Includer
Mission A4447NSXR2	Xtend	4.4	•	•
Mission A4637NSXR2	Xtend	4.6	•	•
Mission MEX4608	Xtend	4.6	•	•
Mission MEX4619X	Xtend	4.6	•	•
Mission MEX4808	Xtend	4.8	•	•
Mission MEX4908	Xtend	4.9	•	•
NK S39-R9X	Xtend	3.9	•	•
NK S43-V3X	Xtend	4.3	•	•
NK S45-J3X	Xtend	4.5	•	•
NK S45-K5X	Xtend	4.5	•	•
NK S45-Z5XS	Xtend/STS	4.5	•	•
NK S50-G9X	Xtend	5.0	•	•
NSGA DS5018	Conv.	5.0	•	•
Petrus Seed 479 GTS	RR1/STS	4.7	2	Excluder
Petrus Seed 4916 GTS	RR1	4.9	1	Strong Excluder
Pioneer P44A08L	LL	4.4	•	•
Pioneer P45A19X	Xtend	4.5	•	•
Pioneer P46A16R	RR1	4.6	1	Strong Excluder
Pioneer P46A57BX	Xtend	4.6	1	Strong Excluder
Pioneer P47A76L	LL	4.7	1	Strong Excluder
Pioneer P48A60X	Xtend	4.8	1	Strong Excluder
Pioneer P50A78L	LL	5.0	1	Strong Excluder
Progeny P4247LL	LL	4.2	•	•
Progeny P4255RX	Xtend	4.2	•	•
Progeny P4318RX	Xtend	4.3	•	•
Progeny P4444RXS	Xtend/STS	4.4	•	•
Progeny P4570RXS	Xtend/STS	4.5	•	•
Progeny P4620RXS	Xtend/STS	4.6	1	Strong Excluder
Progeny P4799RXS	Xtend/STS	4.7	3	Mixed
Progeny P4816RX	Xtend	4.9	1	Strong Excluder
Progeny P4851RX	Xtend	4.8	5	Strong Includer
Progeny P4930LL	LL	4.9	5	Strong Includer
Progeny P4955RX	Xtend	4.9	5	Strong Includer
Progeny P4994RX	Xtend	4.9	1	Strong Excluder
Progeny P5016RXS	Xtend/STS	5.0	4	Includer
Progeny P5018RX	Xtend	5.0	4	Includer
Progeny P5252RX	Xtend	5.2	4	Includer
Progeny P5279RXS	Xtend/STS	5.2	3	Mixed
Progeny P5414LLS	LL/STS	5.4	1	Strong Excluder

**Table 17. Soybean Leaf Tissue Chloride Field Ratings and Reaction for Select Varieties and Strains, 2018, Continued.**

Variety/Experimental Line	Herbicide		Field Rating	Reaction
	Technology	Relative Maturity		
Progeny P5554RX	Xtend	5.4	1	Strong Excluder
Progeny P5688RX	Xtend	5.6	•	•
R12-6751RR	RR1	5.2	1	Strong Excluder
R13-13997	Conv.	5.1	1	Strong Excluder
R13-1409	Conv.	5.2	1	Strong Excluder
R13-818	Conv.	5.3	1	Strong Excluder
R14-10150	Conv.	5.3	3	Mixed
R14-1422	Conv.	5.4	1	Strong Excluder
R14-14648	Conv.	6.2	•	•
R14-14797RR	RR1	5.2	1	Strong Excluder
R14-15079	Conv.	5.3	4	Includer
R14-356	Conv.	5.2	5	Strong Includer
R14-898	Conv.	5.3	1	Strong Excluder
R15-1150	Conv.	4.7	4	Includer
R15-1194	Conv.	5.2	2	Excluder
R15-1587	Conv.	5.1	1	Strong Excluder
R15-1687	Conv.	5.3	3	Mixed
R15-2422	Conv.	4.7	4	Includer
R15-2465RR	RR1	5.1	1	Strong Excluder
R15-489	Conv.	5.4	4	Includer
R15-5695	Conv.	5.5	•	•
R15-818	Conv.	4.6	1	Strong Excluder
REV 4679X	Xtend	4.6	5	Strong Includer
REV 46L99	LL	4.6	2	Excluder
REV 47L38	LL	4.7	1	Strong Excluder
REV 4857X	Xtend	4.8	1	Strong Excluder
REV 4927X	Xtend	4.9	1	Strong Excluder
REV 49L88	LL	4.9	1	Strong Excluder
REV 54L18	LL	5.4	1	Strong Excluder
S13-10590C	Conv.	4.3	•	•
S13-2743C	Conv.	4.1	•	•
S14-9051R	RR1	4.7	2	Excluder
S15-10434C	Conv.	5.5	•	•
TN16-520R1	RR1	4.9	•	•
USG 7487XTS	Xtend/STS	4.8	2	Excluder
USG 7489XTS	Xtend/STS	4.8	1	Strong Excluder
USG 7496XTS	Xtend/STS	4.9	4	Includer
USG 7568XT	Xtend	5.6	•	•
USG 75B75R	RR2	5.7	•	•
VIRTUE EX202	Conv.	4.6	5	Strong Includer
VIRTUE EX203	Conv.	4.7	5	Strong Includer
VIRTUE EX206	Conv.	4.5	•	•

**Participants and Entries**  
**2018 Early Planted Soybean Tests**

Company/ Institute	Variety	Relative		Herbicide		Seed Treatment
		Maturity	Technology	Technology	Seed Treatment	
AgriGold Hybrids 5381 Akin Rd. St. Francisville, IL 62460	AgriGold G4440RX	4.4	Xtend		AgriShield FI	
	AgriGold G4579RX	4.5	Xtend		AgriShield FI	
	AgriGold G4605RX	4.6	Xtend		AgriShield FI	
	AgriGold G4995RX	4.9	Xtend		AgriShield FI	
	AgriGold G5000RX	5.0	Xtend		AgriShield FI	
	AgriGold G5288RX	5.2	Xtend		AgriShield FI	
<b>Armor Seed</b> P.O. Box 9 Hwy 49 Waldenburg, AR 72475	Armor 39-D39	3.9	Xtend		Defend Extra	
	Armor 42-D27	4.2	Xtend		Defend Extra	
	Armor X40D	4.0	Xtend		Defend Extra	
	Armor X41D	4.1	Xtend		Defend Extra	
	Armor 45-D43	4.3	Xtend		Defend Extra	
	Armor X44D36	4.4	Xtend		Defend Extra	
	Armor 45-D50	4.5	Xtend		Defend Extra	
	Armor X46D63	4.6	Xtend		Defend Extra	
	Armor 47-D22	4.7	Xtend		Defend Extra	
	Armor X48D02	4.8	Xtend		Defend Extra	
	Armor 49-D31	4.9	Xtend		Defend Extra	
	Armor 49-D13	5.0	Xtend		Defend Extra	
	Armor X51D77	5.1	Xtend		Defend Extra	
	Armor 52-D71	5.2	Xtend		Defend Extra	

**Participants and Entries**  
**2018 Early Planted Soybean Tests, Continued**

Company/ Institute	Variety	Relative		Herbicide		Seed Treatment
		Maturity	Technology	Technology	Treatment	
BASF Corporation 100 Park Ave. Florham, NJ 07932	Credenz CZ 4222 LL	4.2	LL	LL	Poncho/Votivo/Trilex/Ilevo	
	Credenz CZ 4308 LL	4.3	LL	LL	Poncho/Votivo/Trilex/Ilevo	
	Credenz CZ 4540 LL	4.5	LL	LL	Poncho/Votivo/Trilex/Ilevo	
	Credenz CZ 4548 LL	4.5	LL	LL	Poncho/Votivo/Trilex/Ilevo	
	Credenz CZ 4649 LL	4.6	LL	LL	Poncho/Votivo/Trilex/Ilevo	
	Credenz CZ 4918 LL	4.9	LL	LL	Poncho/Votivo/Trilex/Ilevo	
	Credenz CZ 4938 LL	4.9	LL	LL	Poncho/Votivo/Trilex/Ilevo	
	Credenz CZ 5150 LL	5.1	LL	LL	Poncho/Votivo/Trilex/Ilevo	
	Credenz CZ 5225 LL	5.2	LL	LL	Poncho/Votivo/Trilex/Ilevo	
	Bayer CropScience 2 TW Alexander Dr. Research Triangle Park, NC 27709	Asgrow AG 42X9	4.2	Xtend	Xtend	Acceleron + PonchoVotivo
Asgrow AG 43X8		4.3	Xtend	Xtend	Acceleron + PonchoVotivo	
Asgrow AG 45X8		4.5	Xtend	Xtend	Acceleron + PonchoVotivo	
Asgrow AG 46X6		4.6	Xtend	Xtend	Acceleron + PonchoVotivo	
Asgrow AG 47X9		4.7	Xtend	Xtend	Acceleron + PonchoVotivo	
Asgrow AG 48X9		4.8	Xtend/SR	Xtend/SR	Acceleron + PonchoVotivo	
Asgrow AG 49X9		4.9	Xtend/SR	Xtend/SR	Acceleron + PonchoVotivo	
Asgrow AG 52X9		5.2	Xtend/SR	Xtend/SR	Acceleron + PonchoVotivo	
Crop Production Services P.O. Box 348 Portageville, MO 63873		Dyna-Gro S41XS98	4.1	Xtend/STS	Xtend/STS	Equity VIP
	Dyna-Gro S43XS27	4.3	Xtend/STS	Xtend/STS	Equity VIP	
	Dyna-Gro S45XS37	4.5	Xtend/STS	Xtend/STS	Equity VIP	
	Dyna-Gro S48XT56	4.8	Xtend	Xtend	Equity VIP	
	Dyna-Gro S49XS76	4.9	Xtend/STS	Xtend/STS	Equity VIP	
	Dyna-Gro SX18845XT	4.5	Xtend	Xtend	Equity VIP	

**Participants and Entries**  
**2018 Early Planted Soybean Tests, Continued**

<b>Company/ Institute</b>	<b>Variety</b>	<b>Relative Maturity</b>	<b>Herbicide Technology</b>	<b>Seed Treatment</b>
<b>Delta Grow Seed</b> 220 NW 2nd England, AR 72046	Delta Grow DG44X25	4.4	Xtend	CruiserMaxx
	Delta Grow DG44X50	4.4	Xtend	CruiserMaxx
	Delta Grow DG4587LL/STS	4.5	LL/STS	CruiserMaxx
	Delta Grow DG45X35	4.3	Xtend	CruiserMaxx
	Delta Grow DG4670RR2	4.6	RR2	CruiserMaxx
	Delta Grow DG46X25	4.6	Xtend	CruiserMaxx
	Delta Grow DG4790RR2	4.7	RR2	CruiserMaxx
	Delta Grow DG4880RR	4.8	RR1	CruiserMaxx
	Delta Grow DG48X45	4.8	Xtend	CruiserMaxx
	Delta Grow DG4967LL	4.9	LL	CruiserMaxx
	Delta Grow DG4970RR	4.8	RR1	CruiserMaxx
	Delta Grow DG4977LL/STS	4.9	LL/STS	CruiserMaxx
	Delta Grow DG5170RR2	5.1	RR2	CruiserMaxx
	<b>Local Seed Co.</b> 802 Rozelle St. Memphis, TN 38104	Local Seed AV47W2X	4.7	Xtend
Local Seed AV49W3X		4.9	Xtend	TriusElite
Local Seed LS4388XS		4.3	Xtend	TriusElite
Local Seed LS4565XS		4.5	Xtend/STS	TriusElite
Local Seed LS4583X		4.5	Xtend	TriusElite
Local Seed LS4677X		4.6	GT/LL	TriusElite
Local Seed LS4689X		4.6	Xtend	TriusElite
Local Seed LS4889XS		4.8	Xtend/STS	TriusElite
Local Seed LS4966X		4.9	Xtend	TriusElite
Local Seed LS4968XS		4.9	Xtend/STS	TriusElite
Local Seed LS4988X		4.9	Xtend	TriusElite
Local Seed LS5087X		5.0	Xtend	TriusElite



**Participants and Entries**  
**2018 Early Planted Soybean Tests, Continued**

Company/ Institute	Variety	Relative		Herbicide		Seed Treatment
		Maturity	Technology	Technology	Seed Treatment	
<b>Mission Seed</b> 516 N. Sharpe Ave. Cleveland, MS 38732	Mission A4447NSXR2	4.4	Xtend		Revise PBI	
	Mission A4637NSXR2	4.6	Xtend		Revise PBI	
	Mission MEX4608	4.6	Xtend		Revise PBI	
	Mission MEX4619X	4.6	Xtend		Revise PBI	
	Mission MEX4808	4.8	Xtend		Revise PBI	
	Mission MEX4908	4.9	Xtend		Revise PBI	
<b>Natural Soybean &amp; Grain Alliance</b> 700 Research Center Blvd. Fayetteville, AR 72701	NSGA DrewSoy 5.0	5.0	Conv.		ApronMaxx + Cruiser	
<b>NK Syngenta Seed</b> 130 Myra Shirey Lane Bernice, LA 71222	NK S39-R9X	3.9	Xtend		Clariva Complete	
	NK S43-V3X	4.3	Xtend		Clariva Complete	
	NK S45-J3X	4.5	Xtend		Clariva Complete	
	NK S45-K5X	4.5	Xtend		Clariva Complete	
	NK S45-Z5XS	4.5	Xtend/STS		Clariva Complete	
	NK S50-G9X	5.0	Xtend		Clariva Complete	
<b>Petrus Seed &amp; Grain Co., Inc.</b> 4100 Hanson Rd. Hazen, AR 72064	Petrus Seed 479 GTS	4.7	RR1/STS		Intego Suite SB	
	Petrus Seed 4916 GTS	4.9	RR1		Intego Suite SB	

**Participants and Entries**  
**2018 Early Planted Soybean Tests, Continued**

Company/ Institute	Variety	Relative		Herbicide		Seed Treatment
		Maturity	Technology	Technology	Technology	
Progeny Ag Products 1529 Hwy 193 Wynne, AR 72396	Progeny P4247LL	4.2	LL		Poncho/Votivo + llevo	
	Progeny P4255RX	4.2	Xtend		Poncho/Votivo + llevo	
	Progeny P4318RX	4.3	Xtend		Poncho/Votivo + llevo	
	Progeny P4444RXS	4.4	Xtend/STS		Poncho/Votivo + llevo	
	Progeny P4570RXS	4.5	Xtend/STS		Poncho/Votivo + llevo	
	Progeny P4620RXS	4.6	Xtend/STS		Poncho/Votivo + llevo	
	Progeny P4799RXS	4.7	Xtend/STS		Poncho/Votivo + llevo	
	Progeny P4816RX	4.9	Xtend		Poncho/Votivo + llevo	
	Progeny P4851RX	4.8	Xtend		Poncho/Votivo + llevo	
	Progeny P4930LL	4.9	LL		Poncho/Votivo + llevo	
	Progeny P4955RX	4.9	Xtend		Poncho/Votivo + llevo	
	Progeny P4994RX	4.9	Xtend		Poncho/Votivo + llevo	
	Progeny P5016RXS	5.0	Xtend/STS		Poncho/Votivo + llevo	
	Progeny P5018RX	5.0	Xtend		Poncho/Votivo + llevo	
	Progeny P5252RX	5.2	Xtend		Poncho/Votivo + llevo	
	Progeny P5279RXS	5.2	Xtend/STS		Poncho/Votivo + llevo	
	<b>Stratton Seed Company</b> P.O. Box 1088 Stuttgart, AR 72160	AGS GS46X17	4.6	Xtend		CruiserMaxx Vibrance
	Go Soy 43C17S	4.3	Conv./STS		CruiserMaxx Vibrance	
	Go Soy 49G16	4.9	RR1		CruiserMaxx Vibrance	
	Go Soy E4510S	4.5	Conv./STS		CruiserMaxx Vibrance	
	Go Soy Leland	5.0	Conv.		CruiserMaxx Vibrance	

**Participants and Entries**  
**2018 Early Planted Soybean Tests, Continued**

<b>Company/ Institute</b>	<b>Variety</b>	<b>Relative Maturity</b>	<b>Herbicide Technology</b>	<b>Seed Treatment</b>
<b>Terral Seed, Inc.</b>	REV 4679X	4.6	Xtend	Apron + EvergolEnergy + Gaucho
P.O. Box 826	REV 46L99	4.6	LL	Apron + EvergolEnergy + Gaucho
Lake Providence, LA 71254	REV 47L38	4.7	LL	Apron + EvergolEnergy + Gaucho
	REV 4857X	4.8	Xtend	Apron + EvergolEnergy + Gaucho
	REV 4927X	4.9	Xtend	Apron + EvergolEnergy + Gaucho
	REV 49L88	4.9	LL	Apron + EvergolEnergy + Gaucho
<b>Unisouth Genetics, Inc.</b>	USG 7487XTS	4.8	Xtend/STS	Imidicloprid/Apron/Maxim
3205-C Hwy. 46 S	USG 7489XTS	4.8	Xtend/STS	Imidicloprid/Apron/Maxim
Dickson, TN 37055	USG 7496XTS	4.9	Xtend/STS	Imidicloprid/Apron/Maxim
<b>WinField United</b>	Croplan RX4825	4.8	Xtend	Warden CX
4001 Lexington Ave. N	Croplan RX4927	4.9	Xtend	Warden CX
Arden Hills, MN 55126	Croplan RX4928	4.9	Xtend	Warden CX

**Participants and Entries**  
**2018 Full-Season Soybean Tests**

<b>Company/ Institute</b>	<b>Variety</b>	<b>Relative Maturity</b>	<b>Herbicide Technology</b>	<b>Seed Treatment</b>
<b>AgriGold Hybrids</b> 5381 Akin Rd. St. Francisville, IL 62460	AgriGold G4440RX	4.4	Xtend	AgriShield FI
	AgriGold G4579RX	4.5	Xtend	AgriShield FI
	AgriGold G4605RX	4.6	Xtend	AgriShield FI
	AgriGold G4995RX	4.9	Xtend	AgriShield FI
	AgriGold G5000RX	5.0	Xtend	AgriShield FI
	AgriGold G5288RX	5.2	Xtend	AgriShield FI
<b>Armor Seed</b> P.O. Box 9 Hwy 49 Waldenburg, AR 72475	Armor 42-D27	4.2	Xtend	Defend Extra
	Armor 45-D43	4.3	Xtend	Defend Extra
	Armor 45-D50	4.5	Xtend	Defend Extra
	Armor 47-D22	4.7	Xtend	Defend Extra
	Armor 49-D13	5.0	Xtend	Defend Extra
	Armor 49-D31	4.9	Xtend	Defend Extra
	Armor 52-D71	5.2	Xtend	Defend Extra
	Armor 55-D57	5.5	Xtend	Defend Extra
	Armor X44D36	4.4	Xtend	Defend Extra
	Armor X46D63	4.6	Xtend	Defend Extra
	Armor X48D02	4.8	Xtend	Defend Extra
	Armor X51D77	5.1	Xtend	Defend Extra

**Participants and Entries**  
**2018 Full-Season Soybean Tests, Continued**

<b>Company/ Institute</b>	<b>Variety</b>	<b>Relative Maturity</b>	<b>Herbicide Technology</b>	<b>Seed Treatment</b>	
<b>BASF Corporation</b> 100 Park Ave. Florham, NJ 07932	Credenz CZ 3601 LL	3.6	LL	Poncho/Votivo/Trilex/Ilevo	
	Credenz CZ 3738 LL	3.7	LL	Poncho/Votivo/Trilex/Ilevo	
	Credenz CZ 3841 LL	3.8	LL	Poncho/Votivo/Trilex/Ilevo	
	Credenz CZ 4044 LL	4.0	LL	Poncho/Votivo/Trilex/Ilevo	
	Credenz CZ 4222 LL	4.2	LL	Poncho/Votivo/Trilex/Ilevo	
	Credenz CZ 4308 LL	4.3	LL	Poncho/Votivo/Trilex/Ilevo	
	Credenz CZ 4540 LL	4.5	LL	Poncho/Votivo/Trilex/Ilevo	
	Credenz CZ 4548 LL	4.5	LL	Poncho/Votivo/Trilex/Ilevo	
	Credenz CZ 4649 LL	4.6	LL	Poncho/Votivo/Trilex/Ilevo	
	Credenz CZ 4748 LL	4.7	LL	Poncho/Votivo/Trilex/Ilevo	
	Credenz CZ 4820 LL	4.8	LL	Poncho/Votivo/Trilex/Ilevo	
	Credenz CZ 4918 LL	4.9	LL	Poncho/Votivo/Trilex/Ilevo	
	Credenz CZ 4938 LL	4.9	LL	Poncho/Votivo/Trilex/Ilevo	
	Credenz CZ 5147 LL	5.1	LL	Poncho/Votivo/Trilex/Ilevo	
	Credenz CZ 5150 LL	5.1	LL	Poncho/Votivo/Trilex/Ilevo	
	Credenz CZ 5225 LL	5.2	LL	Poncho/Votivo/Trilex/Ilevo	
	Credenz CZ 5328 LL	5.3	LL	Poncho/Votivo/Trilex/Ilevo	
	Credenz CZ 5445 LL	5.4	LL	Poncho/Votivo/Trilex/Ilevo	
	<b>Bayer CropScience</b> 2 TW Alexander Dr. Research Triangle Park, NC 27709	Asgrow AG 42X9	4.2	Xtend	Acceleron + PonchoVotivo
		Asgrow AG 43X8	4.3	Xtend	Acceleron + PonchoVotivo
Asgrow AG 45X8		4.5	Xtend	Acceleron + PonchoVotivo	
Asgrow AG 46X6		4.6	Xtend	Acceleron + PonchoVotivo	
Asgrow AG 47X9		4.7	Xtend	Acceleron + PonchoVotivo	
Asgrow AG 48X9		4.8	Xtend/SR	Acceleron + PonchoVotivo	
Asgrow AG 49X9		4.9	Xtend/SR	Acceleron + PonchoVotivo	
Asgrow AG 52X9		5.2	Xtend/SR	Acceleron + PonchoVotivo	
Asgrow AG 53X9		5.3	Xtend	Acceleron + PonchoVotivo	
Asgrow AG 54X9		5.4	Xtend	Acceleron + PonchoVotivo	
Asgrow AG 55X7		5.5	Xtend	Acceleron + PonchoVotivo	

**Participants and Entries**  
**2018 Full-Season Soybean Tests, Continued**

<b>Company/ Institute</b>	<b>Variety</b>	<b>Relative Maturity</b>	<b>Herbicide Technology</b>	<b>Seed Treatment</b>	
<b>Crop Production Services</b> P.O. Box 348 Portageville, MO 63873	Dyna-Gro S49LL34	4.9	LL	Equity VIP	
	Dyna-Gro S43XS27	4.3	Xtend/STS	Equity VIP	
	Dyna-Gro S45XS37	4.5	Xtend/STS	Equity VIP	
	Dyna-Gro S45XS66	4.5	Xtend/STS	Equity VIP	
	Dyna-Gro S48XS78	4.8	Xtend/STS	Equity VIP	
	Dyna-Gro S48XT56	4.8	Xtend	Equity VIP	
	Dyna-Gro S49XS76	4.9	Xtend/STS	Equity VIP	
	Dyna-Gro S49XT39	4.9	Xtend	Equity VIP	
	Dyna-Gro S52XT08	5.2	Xtend	Equity VIP	
	Dyna-Gro S56XT99	5.6	Xtend	Equity VIP	
	Dyna-Gro SX18652XS	5.2	Xtend/STS	Equity VIP	
	Dyna-Gro SX18854XT	5.4	Xtend	Equity VIP	
	<b>Delta Grow Seed</b> 220 NW 2nd St. England, AR 72046	Delta Grow DG44X25	4.4	Xtend	CruiserMaxx
		Delta Grow DG44X50	4.4	Xtend	CruiserMaxx
Delta Grow DG4587LL/STS		4.5	LL/STS	CruiserMaxx	
Delta Grow DG45X35		4.5	Xtend	CruiserMaxx	
Delta Grow DG4670RR2		4.6	RR2	CruiserMaxx	
Delta Grow DG46X25		4.6	Xtend	CruiserMaxx	
Delta Grow DG4790RR2		4.7	RR2	CruiserMaxx	
Delta Grow DG4880RR		4.8	RR1	CruiserMaxx	
Delta Grow DG48X45		4.8	Xtend	CruiserMaxx	
Delta Grow DG4967LL		4.9	LL	CruiserMaxx	
Delta Grow DG4970RR		4.8	RR1	CruiserMaxx	
Delta Grow DG4977LL/STS		4.9	LL/STS	CruiserMaxx	
Delta Grow DG5170RR2		5.1	RR2	CruiserMaxx	
Delta Grow DG52X15		5.0	Xtend	CruiserMaxx	
Delta Grow DG5580RR2	5.5	RR2	CruiserMaxx		
Delta Grow DG5585RR2	5.5	RR2	CruiserMaxx		

**Participants and Entries**  
**2018 Full-Season Soybean Tests, Continued**

<b>Company/ Institute</b>	<b>Variety</b>	<b>Relative Maturity</b>	<b>Herbicide Technology</b>	<b>Seed Treatment</b>
<b>DowDupont</b>	Pioneer P44A08L	4.4	LL	Apron + Gaucho
2211 H.H. Dow Way	Pioneer P45A19X	4.5	Xtend	Apron + Gaucho
Midland, MI 48674	Pioneer P46A16R	4.6	RR1	Apron + Gaucho
	Pioneer P46A57BX	4.6	Xtend	Apron + Gaucho
	Pioneer P47A76L	4.7	LL	Apron + Gaucho
	Pioneer P48A60X	4.8	Xtend	Apron + Gaucho
	Pioneer P50A78L	5.0	LL	Apron + Gaucho
<b>Eagle Seed Company</b>	Eagle Seed ES4060RYX	4.0	Xtend	CruiserMaxx
P.O. Box 308	Eagle Seed ES4211RYX	4.2	Xtend	CruiserMaxx
Weiner, AR 72479	Eagle Seed ES4460RYX	4.4	Xtend	CruiserMaxx
	Eagle Seed ES4680RYX	4.6	Xtend	CruiserMaxx
	Eagle Seed ES4777RR	4.7	RR1	CruiserMaxx
	Eagle Seed ES4840RYX	4.8	Xtend	CruiserMaxx
	Eagle Seed ES4870RYX	4.8	Xtend	CruiserMaxx
	Eagle Seed ES4998RR	4.9	RR1	CruiserMaxx
	Eagle Seed ES5220RYX	5.2	Xtend	CruiserMaxx
	Eagle Seed ES5420RYX	5.4	Xtend	CruiserMaxx
	Eagle Seed ES5519RR	5.5	RR1	CruiserMaxx
	Eagle Seed ES5660RYX	5.6	Xtend	CruiserMaxx
	Eagle Seed ES5930RYX	5.9	Xtend	CruiserMaxx
<b>GDM Seeds Inc.</b>	EXP1X18	4.1	Xtend	
4003 Commercial Center Dr.	EXP2X18	4.8	Xtend	
Marion, AR 72364	EXP3X18	4.9	Xtend	
	EXP4X18	5.2	Xtend	
	VIRTUE EX202	4.6	Conv.	
	VIRTUE EX203	4.7	Conv.	
	VIRTUE EX206	4.5	Conv.	

Participants and Entries  
2018 Full-Season Soybean Tests, Continued

Company/ Institute	Variety	Relative Maturity	Herbicide Technology	Seed Treatment
<b>Hefty Seed Co.</b> 366 N State Hwy J Hayti, MO 63851	Hefty H43x8	4.3	Xtend	Dominance II
	Hefty H45x8s	4.5	Xtend/STS	Dominance II
	Hefty H46x6s	4.6	Xtend/STS	Dominance II
	Hefty H48x7	4.8	Xtend	Dominance II
	Hefty H49x7s	4.9	Xtend/STS	Dominance II
<b>LG Seeds</b> 22827 W Shissler Rd. Elmwood, IL 61529	LG C4710RX	4.7	Xtend	AgriShield FI + ILeVo
	LG C4845RX	4.8	Xtend	AgriShield FI + ILeVo
	LG LGS4597RX	4.5	Xtend	AgriShield FI + ILeVo
	LG LGS4624RX	4.6	Xtend	AgriShield FI + ILeVo
	LG LGS4989RX	4.9	Xtend	AgriShield FI + ILeVo
<b>Local Seed Co.</b> 802 Rozelle St. Memphis, TN 38104	Local Seed AV44U4LL	4.4	LL	TriusElite
	Local Seed AV47W2X	4.7	Xtend	TriusElite
	Local Seed AV47W3LL	4.7	LL	TriusElite
	Local Seed AV49W3X	4.9	Xtend	TriusElite
	Local Seed AV51W1LL	5.1	LL	TriusElite
	Local Seed LS4388X	4.3	Xtend	TriusElite
	Local Seed LS4565XS	4.5	Xtend/STS	TriusElite
	Local Seed LS4583X	4.5	Xtend	TriusElite
	Local Seed LS4677X	4.6	GT/LL	TriusElite
	Local Seed LS4689X	4.6	Xtend	TriusElite
	Local Seed LS4889XS	4.8	Xtend/STS	TriusElite
	Local Seed LS4966X	4.9	Xtend	TriusElite
	Local Seed LS4968XS	4.9	Xtend/STS	TriusElite
	Local Seed LS4988X	4.9	Xtend	TriusElite
	Local Seed LS5087X	5.0	Xtend	TriusElite



**Participants and Entries**  
**2018 Full-Season Soybean Tests, Continued**

<b>Company/ Institute</b>	<b>Variety</b>	<b>Relative Maturity</b>	<b>Herbicide Technology</b>	<b>Seed Treatment</b>
<b>Petrus Seed &amp; Grain Co., Inc.</b> 4100 Hanson Rd. Hazen, AR 72064	Petrus Seed 479 GTS	4.7	RR1/STS	Intego Suite SB
	Petrus Seed 4916 GTS	4.9	RR1	Intego Suite SB
<b>Progeny Ag Products</b> 1529 Hwy 193 Wynne, AR 72396	Progeny P4247LL	4.2	LL	Poncho/Votivo + llevo
	Progeny P4255RX	4.2	Xtend	Poncho/Votivo + llevo
	Progeny P4318RX	4.3	Xtend	Poncho/Votivo + llevo
	Progeny P4444RXS	4.4	Xtend/STS	Poncho/Votivo + llevo
	Progeny P4570RXS	4.5	Xtend/STS	Poncho/Votivo + llevo
	Progeny P4620RXS	4.6	Xtend/STS	Poncho/Votivo + llevo
	Progeny P4799RXS	4.7	Xtend/STS	Poncho/Votivo + llevo
	Progeny P4816RX	4.9	Xtend	Poncho/Votivo + llevo
	Progeny P4851RX	4.8	Xtend	Poncho/Votivo + llevo
	Progeny P4930LL	4.9	LL	Poncho/Votivo + llevo
	Progeny P4955RX	4.9	Xtend	Poncho/Votivo + llevo
	Progeny P4994RX	4.9	Xtend	Poncho/Votivo + llevo
	Progeny P5016RXS	5.0	Xtend/STS	Poncho/Votivo + llevo
	Progeny P5018RX	5.0	Xtend	Poncho/Votivo + llevo
	Progeny P5252RX	5.2	Xtend	Poncho/Votivo + llevo
	Progeny P5279RXS	5.2	Xtend/STS	Poncho/Votivo + llevo
Progeny P5414LLS	5.4	LL/STS	Poncho/Votivo + llevo	
Progeny P5554RX	5.4	Xtend	Poncho/Votivo + llevo	
Progeny P5688RX	5.6	Xtend	Poncho/Votivo + llevo	

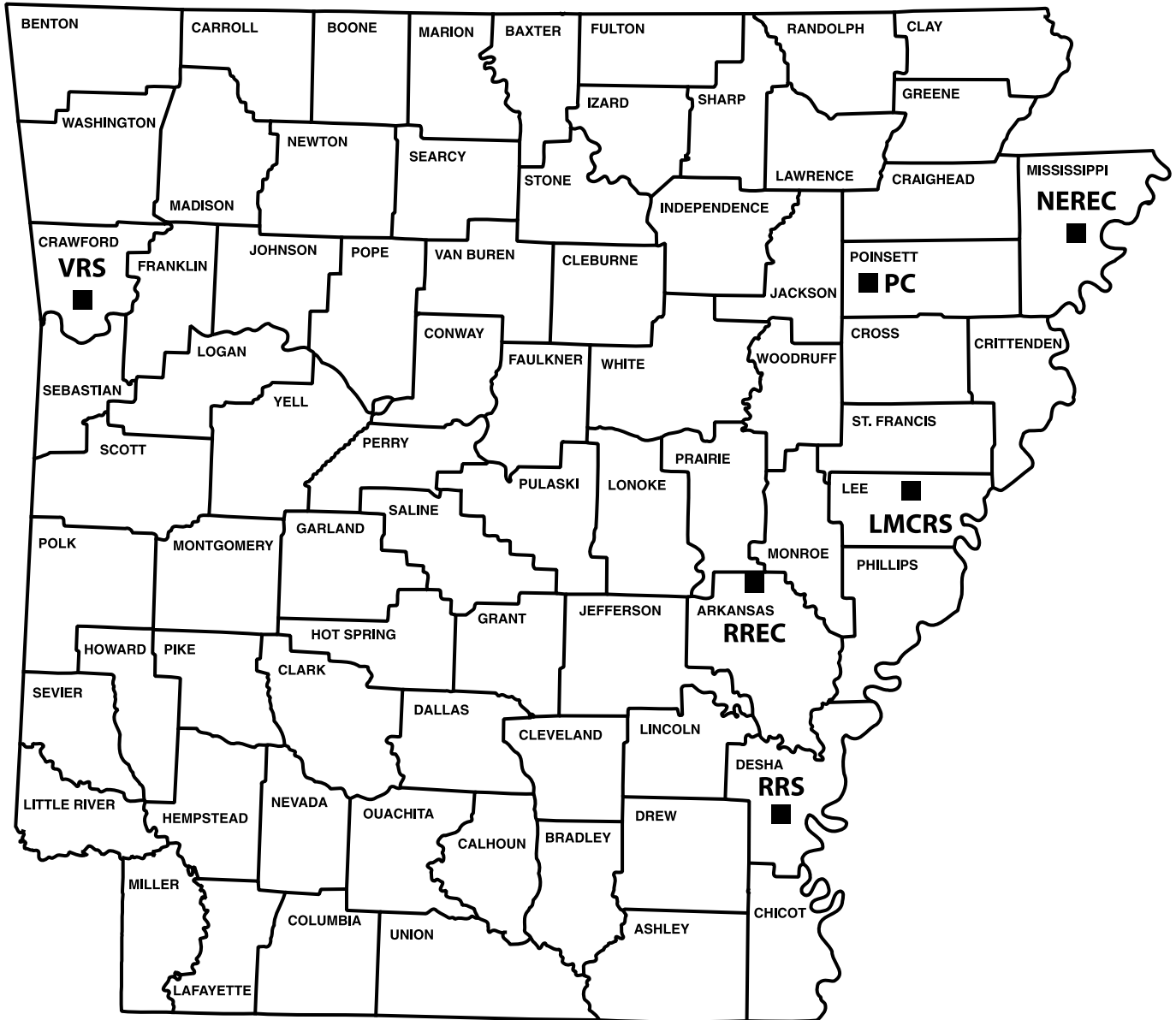
**Participants and Entries**  
**2018 Full-Season Soybean Tests, Continued**

<b>Company/ Institute</b>	<b>Variety</b>	<b>Relative Maturity</b>	<b>Herbicide Technology</b>	<b>Seed Treatment</b>
<b>Stratton Seed Company</b> P.O. Box 1088 Stuttgart, AR 72160	AGS GS46X17	4.6	Xtend	CruiserMaxx Vibrance
	AGS GS48X18	4.8	Xtend	CruiserMaxx Vibrance
	AGS GS51X18	5.1	Xtend/STS	CruiserMaxx Vibrance
	Go Soy 49G16	4.9	RR1	CruiserMaxx Vibrance
	Go Soy 50G17	5.0	RR1	CruiserMaxx Vibrance
	Go Soy 51C17	5.1	Conv.	CruiserMaxx Vibrance
	Go Soy 56C16	5.6	Conv.	CruiserMaxx Vibrance
	Go Soy E4510S	4.5	Conv./STS	CruiserMaxx Vibrance
	Go Soy Ireane	4.9	Conv.	CruiserMaxx Vibrance
	<b>Terral Seed, Inc.</b> P.O. Box 826 Lake Providence, LA 71254	REV 4679X REV 46L99 REV 47L38 REV 4857X REV 4927X REV 49L88 REV 54L18	4.6 4.6 4.7 4.8 4.9 4.9 5.4	Xtend LL LL Xtend Xtend LL LL
<b>UniSouth Genetics, Inc.</b> 3205-C Hwy 46 S Dickson, TN 37055	USG 7487XTS USG 7489XTS USG 7496XTS USG 7568XT USG 75B75R	4.8 4.8 4.9 5.6 5.7	Xtend/STS Xtend/STS Xtend/STS Xtend RR2	Imidicloprid/Apron/Maxim Imidicloprid/Apron/Maxim Imidicloprid/Apron/Maxim Imidicloprid/Apron/Maxim Imidicloprid/Apron/Maxim

**Participants and Entries**  
**2018 Full-Season Soybean Tests, Continued**

<b>Company/ Institute</b>	<b>Variety</b>	<b>Relative Maturity</b>	<b>Herbicide Technology</b>	<b>Seed Treatment</b>
<b>University of Arkansas</b> 115 Plant Science Building Fayetteville, AR 72701	16UARK-52	5.7	RR1	ApronMaxx
	R12-6751RR	5.2	RR1	ApronMaxx
	R13-13997	5.0	RR	ApronMaxx
	R13-1409	5.2	Conv.	ApronMaxx
	R13-818	5.3	Conv.	ApronMaxx
	R14-10150	5.3	Conv.	ApronMaxx
	R14-1422	5.4	Conv.	ApronMaxx
	R14-14648	6.2	Conv.	ApronMaxx
	R14-14797RR	5.2	RR1	ApronMaxx
	R14-15079	5.3	Conv.	ApronMaxx
	R14-356	5.2	Conv.	ApronMaxx
	R14-898	5.3	Conv.	ApronMaxx
	R15-1150	4.7	Conv.	ApronMaxx
	R15-1194	5.2	Conv.	ApronMaxx
	R15-1587	5.1	Conv.	ApronMaxx
	R15-1687	5.3	Conv.	ApronMaxx
	R15-2422	4.7	Conv.	ApronMaxx
	R15-2465RR	5.1	RR1	ApronMaxx
	R15-489	5.4	Conv.	ApronMaxx
	R15-5695	5.5	Conv.	ApronMaxx
R15-818	4.6	Conv.	ApronMaxx	
<b>University of Missouri</b> 147 State Hwy T Portageville, MO 63873	S13-10590C	4.3	Conv.	CruiserMaxx + Apron
	S13-2743C	4.1	Conv.	CruiserMaxx + Apron
	S14-9051R	4.7	RR1	CruiserMaxx + Apron
	S15-10434C	5.5	Conv.	CruiserMaxx + Apron
<b>University of Tennessee</b> 2431 Joe Johnson Dr. Ellington PSB Room 252 Knoxville, TN 37996	TN16-520R1	4.9	RR1	Warden RTA

# SOYBEAN TEST LOCATIONS



- LMCRS** - Lon Mann Cotton Research Station, Marianna, Arkansas
- NEREC** - Northeast Research and Extension Center, Keiser, Arkansas
- PC** - Poinsett County, near Weiner, Arkansas
- RREC** - Rice Research and Extension Center, Stuttgart, Arkansas
- RRS** - Rohwer Research Station, Rohwer, Arkansas
- VRS** - Vegetable Research Station, Kibler, Arkansas



**DIVISION OF AGRICULTURE**  

---

**RESEARCH & EXTENSION**

*University of Arkansas System*