

11-1-2014

Arkansas Corn and Grain Sorghum Performance Tests 2014

R. D/ Bond

University of Arkansas, Fayetteville

D. G. Dombek

University of Arkansas, Fayetteville

J. A. Still

University of Arkansas, Fayetteville

Follow this and additional works at: <https://scholarworks.uark.edu/aaesser>

 Part of the [Agricultural Science Commons](#), [Agronomy and Crop Sciences Commons](#), [Botany Commons](#), and the [Horticulture Commons](#)

Recommended Citation

Bond, R. D/; Dombek, D. G.; and Still, J. A., "Arkansas Corn and Grain Sorghum Performance Tests 2014" (2014). *Research Series*. 33. <https://scholarworks.uark.edu/aaesser/33>

This Report is brought to you for free and open access by the Arkansas Agricultural Experiment Station at ScholarWorks@UARK. It has been accepted for inclusion in Research Series by an authorized administrator of ScholarWorks@UARK. For more information, please contact scholar@uark.edu, ccmiddle@uark.edu.

Arkansas Corn and Grain Sorghum Performance Tests

2014



R.D. Bond • D.G. Dombek • J.A. Still

UofA

**DIVISION OF AGRICULTURE
RESEARCH & EXTENSION**

University of Arkansas System

ARKANSAS AGRICULTURAL EXPERIMENT STATION

November 2014

Research Series 621

This publication is available on the internet at: <http://arkansasagnews.uark.edu/1356.htm> and at www.arkansasvarietytesting.com

Technical editing and cover design by Gail Halleck.

Photo Credits: Arkansas Agricultural Experiment Station, University of Arkansas System, Division of Agriculture: sorghum heads, Fred Miller; corn, Rich Bond.

Arkansas Agricultural Experiment Station, University of Arkansas System Division of Agriculture, Fayetteville. Mark J. Cochran, Vice President for Agriculture; Clarence E. Watson, Associate Vice-President for Agriculture–Research and Director, AAES. SG700/InddCS6.
The University of Arkansas System Division of Agriculture follows a nondiscriminatory policy in programs and employment.
ISSN: 1941-1650 CODEN: AKAMA6

ARKANSAS CORN AND GRAIN SORGHUM PERFORMANCE TESTS

2014

R.D. Bond
D.G. Dombek
J.A. Still

**Arkansas Agricultural Experiment Station
University of Arkansas System
Division of Agriculture
Fayetteville, Arkansas 72701**

ACKNOWLEDGMENTS

This research was funded in part by participating companies.
The assistance of the following individuals in conducting these experiments is gratefully acknowledged:

Department of Plant Pathology, University of Arkansas, Fayetteville

Devany Crippen, Program Associate I

Northeast Research and Extension Center, Keiser

F.M. Bourland, Center Director

Mike Duren, Program Technician III

The Lon Mann Cotton Research Station, Marianna

Claude Kennedy, Resident Director

Matt Gregory, Program Technician I

Southeast Research and Extension Center, Monticello

Kelly Bryant, Center Director

Larry Earnest, Superintendent, Rohwer Division

Scott Hayes, Program Technician II, Rohwer Division

Rice Research and Extension Center, Stuttgart

Chuck Wilson, Center Director

Jonathan McCoy, Program Technician II

Southwest Research and Extension Center, Hope

Terry Kirkpatrick, Professor

Kimberly Hurst-Rowe, Program Associate I

Special thanks to Davis Bell for allowing us to conduct corn tests at the Bell Farming Company.

CONTENTS

Introduction.....	4
Materials and Methods.....	4
Grain Sorghum Performance Measurements.....	4
Corn Performance Measurements.....	5
Table 1. Yields of Grain Sorghum Hybrids in Arkansas Performance Tests, 2014.....	6
Table 2. Performance of Irrigated Grain Sorghum Hybrids, Keiser, Ark., 2014.....	8
Table 3. Performance of Non-irrigated Grain Sorghum Hybrids, Keiser, Ark., 2014.....	10
Table 4. Performance of Irrigated Grain Sorghum Hybrids, Marianna, Ark., 2014.....	12
Table 5. Yields of Corn Hybrids in Arkansas Performance Tests, 2014.....	14
Table 6. Performance of Irrigated Corn Hybrids, Marianna, Ark., 2014.....	17
Table 7. Performance of Irrigated Corn Hybrids, Stuttgart, Ark., 2014.....	21
Table 8. Performance of Irrigated Corn Hybrids, Rohwer, Ark., 2014.....	25
Table 9. Performance of Irrigated Corn Hybrids, Des Arc, Ark., 2014.....	29
Participants and Entries 2014 Grain Sorghum Tests.....	33
Participants and Entries 2014 Corn Tests.....	35
Grain Sorghum Location Map.....	39
Corn Location Map.....	(inside back cover)

ARKANSAS CORN AND GRAIN SORGHUM PERFORMANCE TESTS¹ 2014

R.D. Bond², D.G. Dombek³, and J.A. Still⁴

INTRODUCTION

Corn and grain sorghum performance tests are conducted each year in Arkansas by the University of Arkansas System Division of Agriculture. The tests provide information to companies marketing seed within the state, and aid the Arkansas Cooperative Extension Service in formulating recommendations for producers.

The 2014 corn performance tests contained 115 entries and were conducted at the Northeast Research and Extension Center (NEREC) at Keiser, the Lon Mann Cotton Research Station (LM-CRS) near Marianna, the Bell Farming Company near Des Arc, the Rohwer Research Station (RRS) near Rohwer, and the Rice Research and Extension Center (RREC) near Stuttgart. The 2014 grain sorghum performance tests contained 46 entries and were conducted at the NEREC, the LMCRS, the RRS, and the RREC. Test location maps for grain sorghum and corn can be found on page 40 and inside the back cover, respectively.

MATERIALS AND METHODS

Corn hybrids were divided into two maturity groups. Based on information provided by the originating companies, entries were placed into a 116 or fewer days-to-maturity group (Early- to Mid-Season) or 117+ group (Mid- to Full-Season).

Within each test, entries were arranged as a randomized complete block design with four replications. Plots were two rows wide and 20-25 feet long depending on location. Seeding rates for grain sorghum hybrids at all locations as well as corn hybrids at the Keiser and Rohwer locations were based on the recommendations of the originating company. A vacuum-type planter was used to plant the corn tests at the Marianna, Stuttgart, and Bell Farm locations which requires a single seeding rate. A seeding rate of 33,000 plants per acre averaged from all participant-requested plant populations was

used to plant these locations. Specific location and management practice information accompany each table.

GRAIN SORGHUM PERFORMANCE MEASUREMENTS

Yield: Yields were calculated from the weight of threshed grain from each plot and are expressed as bushels per acre (bu./A) at 14% moisture.

Grain Moisture: Expressed as a percent moisture of grain at harvest.

Plant Height: Average height in inches from the soil surface to the top of the grain head.

Head Exertion: Average distance in inches from the flag leaf to base of panicle.

Head Compactness Scale:

1 = Head short and oval. Rachis branches intermediate in length.

2 = Head long and slender. Rachis branches strong and short.

3 = Head elongated and oval. Rachis branches beginning to weaken and intermediate in length.

4 = Head elongated and rectangular in shape. Rachis branches intermediate in strength and length.

5 = Head open and elongated. Rachis branches weak.

Bird Damage: A visual estimate of total percent grain loss from each plot.

¹Use of products and trade names in this report does not constitute a guarantee or warranty of the products named and does not signify that those products are approved to the exclusion of comparable products.

²Program Associate, Arkansas Agricultural Experiment Station, University of Arkansas, Fayetteville, Ark. 72701.

³Program Director, Arkansas Agricultural Experiment Station, University of Arkansas, Fayetteville, Ark. 72701.

⁴Program Technician II, Arkansas Agricultural Experiment Station, University of Arkansas, Fayetteville, Ark. 72701.

CORN PERFORMANCE MEASUREMENTS

Yield: Yields were calculated from the weight of shelled corn harvested from each plot and are expressed as bushels per acre (bu./A) at 15.5% moisture.

Grain Moisture: Expressed as a percent moisture of shelled grain at harvest.

Root Lodging: Average number of plants leaning more than 40 degrees from vertical at harvest.

Stalk Lodging: Average number of plants broken below an ear at harvest.

Plants/Acre: The plant population expressed in the number of plants per acre.

Ear Height: The average distance in inches from the soil surface to the point of attachment of upper ear.

Tip Cover: Tip cover was rated as good (1), average (2), or poor (3). A rating of good was given when the husks reached well beyond the end of the ear and fit tightly. A rating of average was given when the husks reached the tip of the ear or fit loosely. A rating of poor was given when the ears were open to the weather.

Variety Testing Website

This report and other information about variety testing for cotton, rice, small grains and soybean can be found at **ArkansasVarietyTesting.com**. Disease ratings that do not appear in this or other reports may also be found on this Website.

Table 1. Yields of Grain Sorghum Hybrids in Arkansas Performance Tests, 2014^{1,2}.

Hybrid Name	Keiser Irrigated	Keiser Non-Irrigated	Marianna Irrigated	Average
.....(bu./A).....				
Armor 3108	107.8	121.2	107.6	112.2
Armor 3197R	122.2	133.5	156.1	137.3
Armor AXM11043	112.1	125.2	122.0	119.8
Armor AXM12423	108.9	116.6	110.8	112.1
Armor AXM68653	105.0	95.8	120.4	107.1
Armor AXM8041	116.3	133.8	124.0	124.7
Armor AXM9010	124.5	131.9	123.7	126.7
Armor AXM9033	114.3	132.3	120.6	122.4
Armor AXM9043	132.5	148.7	128.9	136.7
Armor AXM9058	110.3	122.3	120.7	117.8
Armor AXM91743	88.6	101.7	120.3	103.5
Armor AXM9813	120.9	131.9	123.5	125.4
Armor LSB50	107.2	122.9	128.6	119.6
BH 3822	130.2	153.2	152.4	145.3
BH 4100	119.1	128.8	134.8	127.6
DEKALB DKS51-01	131.3	141.3	159.0	143.9
DEKALB DKS53-53	129.9	137.8	161.1	142.9
Dyna-Gro 765B	121.2	135.9	153.2	136.8
Dyna-Gro GX13231	123.7	146.5	128.0	132.7
Dyna-Gro M75GB39	121.8	139.4	137.7	133.0
Dyna-Gro M77GB52	113.0	135.4	144.5	130.9
Dyna-Gro M77GR61	121.0	116.6	134.6	124.0
Pioneer 83P99	136.3	120.8	143.7	133.6
Pioneer 84P80	130.9	141.9	158.6	143.8
REV® RV 9562™	133.5	145.7	150.4	143.2
REV® RV 9782™	126.4	139.3	128.2	131.3
REV® RV 9883™	126.5	139.9	140.9	135.8
REV® RV 9924™	127.5	144.8	138.5	136.9
Sorghum Partners K73-J6	126.4	137.0	138.0	133.8
Sorghum Partners KS585	87.8	107.6	120.2	105.2
Sorghum Partners KS735	125.4	136.5	117.2	126.3
Sorghum Partners NK5418	118.6	122.3	120.4	120.4
Sorghum Partners NK6638	131.0	127.4	136.9	131.8
Sorghum Partners NK7633	116.0	127.5	134.4	126.0
Sorghum Partners NK7829	133.5	139.4	117.4	130.1
Sorghum Partners NK8817	113.5	129.9	98.5	113.9
Sorghum Partners NK8828	104.7	107.3	113.2	108.4
Sorghum Partners SP6929	124.6	130.8	135.6	130.3
Sorghum Partners SP7868	126.5	125.4	127.9	126.6
Sorghum Partners SPX16613	119.7	133.8	127.7	127.1

Table 1. Yields of Grain Sorghum Hybrids in Arkansas Performance Tests, 2014^{1,2}, continued.

Hybrid Name	Keiser Irrigated	Keiser Non-Irrigated	Marianna Irrigated	Average
.....(bu./A).....				
Sorghum Partners SPX3401	89.2	108.7	115.2	104.4
Sorghum Partners SPX3678	121.0	129.2	121.7	124.0
Sorghum Partners SPX3680	110.9	132.3	143.2	128.8
Sorghum Partners X445	116.8	125.3	122.1	121.4
Sorghum Partners X446	88.0	99.6	89.8	92.4
Sorghum Partners X840	128.1	145.1	89.7	121.0
GRAND MEAN	118.4	129.3	129.2	125.6
LSD (5%)	11.6	13.0	16.7	•
C.V.	8.4	8.5	11.0	•

¹Keiser = Northeast Research and Extension Center.
 Marianna = Lon Mann Cotton Research Station.

² The Stuttgart location was planted on April 19. Due to the cool wet conditions this season, severe Fusarium stalk rot developed throughout the test. This caused extensive lodging just before harvest resulting in reduced yields and uniformity. The test was ultimately discarded.

Both the irrigated and non-irrigated trials at the Rohwer location were originally planted on May 21. Insufficient stands and uniformity in both tests resulted in both being abandoned. A late replant of the irrigated test was attempted, however, the timing made the test susceptible to reduced yields and severe bird damage. These conditions did occur and the test was ultimately discarded.

Table 2. Performance of Irrigated Grain Sorghum Hybrids, Keiser, Ark., 2014.

Hybrid Name	Yield (bu./A)	2-Year¹ Avg. (bu./A)	3-Year² Avg. (bu./A)	Grain Moisture (%)	Plant Height (in.)	Head Exertion (in.)	Head Comp. Rating (see p. 4)
Pioneer 83P99	136.3	139.0	147.2	12.8	55	5	2
REV® RV 9562™	133.5	124.4	•	12.1	57	6	3
Sorghum Partners NK7829	133.5	•	•	13.3	60	12	2
Armor AXM9043	132.5	•	•	12.6	65	9	2
DEKALB DKS51-01	131.3	145.5	•	11.8	61	7	2
Sorghum Partners NK6638	131.0	•	•	12.5	55	9	4
Pioneer 84P80	130.9	136.1	146.0	12.3	53	5	3
BH 3822	130.2	138.0	•	12.5	59	8	3
DEKALB DKS53-53	129.9	•	•	13.1	60	10	2
Sorghum Partners X840	128.1	•	•	11.8	70	14	1
REV® RV 9924™	127.5	129.6	•	12.2	60	7	2
REV® RV 9883™	126.5	125.9	135.0	12.1	59	9	3
Sorghum Partners SP7868	126.5	•	•	11.6	54	5	2
REV® RV 9782™	126.4	129.4	137.4	12.4	53	8	2
Sorghum Partners K73-J6	126.4	•	•	10.9	59	11	2
Sorghum Partners KS735	125.4	•	•	11.9	55	10	3
Sorghum Partners SP6929	124.6	•	•	12.1	56	12	2
Armor AXM9010	124.5	•	•	12.2	60	8	3
Dyna-Gro GX13231	123.7	•	•	11.1	49	8	3
Armor 3197R	122.2	•	•	15.4	64	10	2
Dyna-Gro M75GB39	121.8	120.7	•	12.2	51	5	3
Dyna-Gro 765B	121.2	133.8	144.4	15.9	64	6	2
Sorghum Partners SPX3678	121.0	•	•	11.2	54	7	3
Dyna-Gro M77GR61	121.0	122.0	•	11.7	59	9	2
Armor AXM9813	120.9	•	•	12.5	58	3	2
Sorghum Partners SPX16613	119.7	•	•	10.2	59	8	2
BH 4100	119.1	•	•	11.9	51	8	3
Sorghum Partners NK5418	118.6	•	•	11.2	45	7	4
Sorghum Partners X445	116.8	•	•	10.4	53	8	1
Armor AXM8041	116.3	•	•	12.7	62	7	4
Sorghum Partners NK7633	116.0	•	•	11.8	56	9	2
Armor AXM9033	114.3	•	•	13.2	62	6	2
Sorghum Partners NK8817	113.5	•	•	14.1	72	12	1
Dyna-Gro M77GB52	113.0	116.3	•	12.1	58	9	3
Armor AXM11043	112.1	•	•	11.5	48	8	2
Sorghum Partners SPX3680	110.9	•	•	11.8	55	6	2
Armor AXM9058	110.3	•	•	11.4	49	9	4
Armor AXM12423	108.9	•	•	11.8	53	10	3
Armor 3108	107.8	•	•	13.0	47	5	1
Armor LSB50	107.2	•	•	13.0	59	7	2

Table 2. Performance of Irrigated Grain Sorghum Hybrids, Keiser, Ark., 2014, continued.

Hybrid Name	Yield (bu./A)	2-Year ¹ Avg. (bu./A)	3-Year ² Avg. (bu./A)	Grain Moisture (%)	Plant Height (in.)	Head Exertion (in.)	Head Comp. Rating (see p. 4)
Armor AXM68653	105.0	•	•	14.2	67	4	2
Sorghum Partners NK8828	104.7	•	•	13.2	55	6	1
Sorghum Partners SPX3401	89.2	•	•	12.1	46	5	3
Armor AXM91743	88.6	•	•	12.6	48	6	3
Sorghum Partners X446	88.0	•	•	13.4	54	8	2
Sorghum Partners KS585	87.8	•	•	13.1	49	15	2
GRAND MEAN	118.4	•	•	12.4	56	8	2
LSD (5%)	11.6	•	•	1.3	•	•	•
C.V.	8.4	•	•	9.2	•	•	•

¹ Average yield for 2013 and 2014.

² Average yield for 2012, 2013, and 2014.

Soil Series: Sharkey clay
Soil pH: 6.8
Previous Crop: Soybean
Row Width: 38"
Planting Date: April 23
Irrigation Dates: July 24
 August 4

Preplant Fertilizer: 100 lb/A N
 50 lb/A P
 50 lb/A K } April 23
Sidedress Fertilizer: 50 lb/A N, June 4
Herbicide Application(s): Atrazine + Charger Basic, April 23
 Atrazine + Buctril, June 4
Harvest Date: September 8

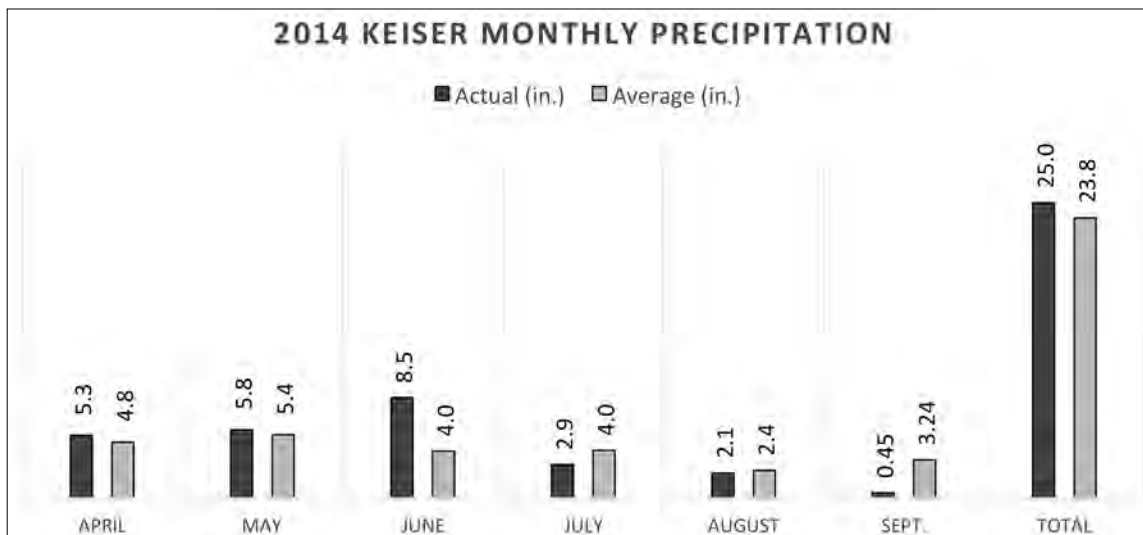


Table 3. Performance of Non-Irrigated Grain Sorghum Hybrids, Keiser, Ark., 2014.

Hybrid Name	Yield (bu./A)	2-Year ¹ Avg. (bu./A)	3-Year ² Avg. (bu./A)	Grain Moisture (%)	Plant Height (in.)	Head Exertion (in.)	Head Comp. Rating (see p. 4)
BH 3822	153.2	139.1	•	14.6	59	11	3
Armor AXM9043	148.7	•	•	14.9	59	5	3
Dyna-Gro GX13231	146.5	•	•	13.5	55	12	3
REV [®] RV 9562 [™]	145.7	125.9	•	14.6	55	6	2
Sorghum Partners X840	145.1	•	•	15.1	72	12	1
REV [®] RV 9924 [™]	144.8	130.5	•	14.3	61	8	3
Pioneer 84P80	141.9	134.0	140.1	14.7	58	4	3
DEKALB DKS51-01	141.3	126.6	•	14.5	62	6	2
REV [®] RV 9883 [™]	139.9	127.9	125.0	14.6	56	8	3
Sorghum Partners NK7829	139.4	•	•	15.2	62	9	1
Dyna-Gro M75GB39	139.4	127.4	•	14.6	53	8	3
REV [®] RV 9782 [™]	139.3	126.3	129.5	14.3	53	8	2
DEKALB DKS53-53	137.8	•	•	14.5	56	6	2
Sorghum Partners K73-J6	137.0	•	•	13.2	60	14	3
Sorghum Partners KS735	136.5	•	•	12.6	61	10	3
Dyna-Gro 765B	135.9	124.6	127.8	15.1	58	8	2
Dyna-Gro M77GB52	135.4	119.6	•	14.0	56	5	4
Sorghum Partners SPX16613	133.8	•	•	13.5	56	7	2
Armor AXM8041	133.8	•	•	14.1	61	7	3
Armor 3197R	133.5	•	•	15.0	65	7	2
Armor AXM9033	132.3	•	•	14.8	61	6	2
Sorghum Partners SPX3680	132.3	•	•	13.4	51	6	2
Armor AXM9813	131.9	•	•	14.7	61	7	2
Armor AXM9010	131.9	•	•	14.3	58	7	3
Sorghum Partners SP6929	130.8	•	•	14.6	53	10	2
Sorghum Partners NK8817	129.9	•	•	15.3	74	16	1
Sorghum Partners SPX3678	129.2	•	•	13.0	56	10	4
BH 4100	128.8	•	•	14.0	55	9	3
Sorghum Partners NK7633	127.5	•	•	13.0	54	10	2
Sorghum Partners NK6638	127.4	•	•	14.1	59	8	4
Sorghum Partners SP7868	125.4	•	•	14.3	57	13	2
Sorghum Partners X445	125.3	•	•	12.4	53	9	1
Armor AXM11043	125.2	•	•	13.9	50	6	3
Armor LSB50	122.9	•	•	14.1	60	10	2
Armor AXM9058	122.3	•	•	13.5	49	14	3
Sorghum Partners NK5418	122.3	•	•	13.7	45	9	3
Armor 3108	121.2	•	•	12.6	61	6	2
Pioneer 83P99	120.8	127.0	133.3	14.6	57	2	2
Dyna-Gro M77GR61	116.6	106.9	•	14.2	57	7	1
Armor AXM12423	116.6	•	•	13.4	55	11	2

Table 3. Performance of Non-Irrigated Grain Sorghum Hybrids, Keiser, Ark., 2014, continued.

Hybrid Name	Yield (bu./A)	2-Year ¹ Avg. (bu./A)	3-Year ² Avg. (bu./A)	Grain Moisture (%)	Plant Height (in.)	Head Exertion (in.)	Head Comp. Rating (see p. 4)
Sorghum Partners SPX3401	108.7	•	•	12.9	44	7	2
Sorghum Partners KS585	107.6	•	•	13.8	48	8	2
Sorghum Partners NK8828	107.3	•	•	14.3	54	8	1
Armor AXM91743	101.7	•	•	13.3	47	10	2
Sorghum Partners X446	99.6	•	•	14.1	47	9	2
Armor AXM68653	95.8	•	•	14.7	60	4	1
GRAND MEAN	129.3	•	•	14.1	57	8	2
LSD (5%)	13.0	•	•	0.9	•	•	•
C.V.	8.5	•	•	5.2	•	•	•

¹ Average yield for 2013 and 2014.

² Average yield for 2012, 2013, and 2014.

Soil Series: Sharkey clay
Soil pH: 6.8
Previous Crop: Soybean
Row Width: 38"
Planting Date: April 23
Irrigation Dates: N/A

Preplant Fertilizer: 100 lb/A N
 50 lb/A P } April 23
 50 lb/A K
Sidedress Fertilizer: 50 lb/A N, June 4
Herbicide Application(s): Atrazine + Charger Basic, April 23
 Atrazine + Buctril, June 4
Harvest Date: September 8

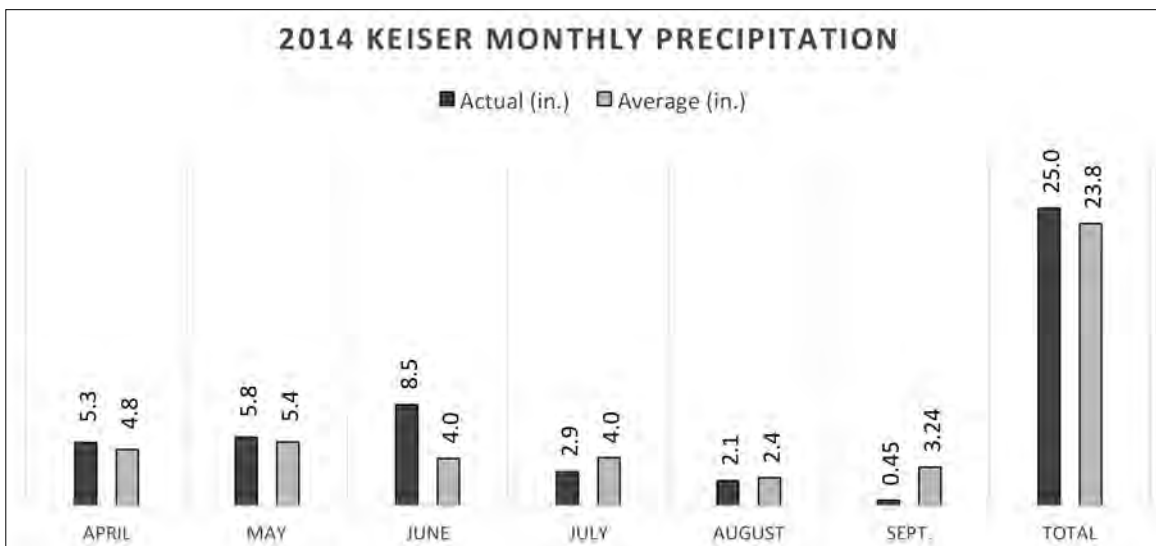


Table 4. Performance of Irrigated Grain Sorghum Hybrids, Marianna, Ark., 2014.

Hybrid Name	Yield (bu./A)	2-Year ¹ Avg. (bu./A)	3-Year ² Avg. (bu./A)	Grain Moisture (%)	Plant Height (in.)	Head Exertion (in.)	Head Comp. Rating (see p. 4)
DEKALB DKS53-53	161.1	•	•	11.2	62	6	1
DEKALB DKS51-01	159.0	155.2	•	11.4	62	13	1
Pioneer 84P80	158.6	154.8	149.5	11.7	63	15	3
Armor 3197R	156.1	•	•	11.7	56	12	1
Dyna-Gro 765B	153.2	143.8	•	11.8	63	10	1
BH 3822	152.4	143.9	•	11.7	59	18	3
REV® RV 9562™	150.4	142.2	•	11.8	62	8	1
Dyna-Gro M77GB52	144.5	143.0	•	11.3	61	11	3
Pioneer 83P99	143.7	146.7	•	11.6	64	10	1
Sorghum Partners SPX3680	143.2	•	•	11.9	56	15	1
REV® RV 9883™	140.9	141.6	•	11.7	57	11	1
REV® RV 9924™	138.5	141.1	•	11.4	57	6	1
Sorghum Partners K73-J6	138.0	•	•	11.4	60	14	1
Dyna-Gro M75GB39	137.7	132.9	•	12.0	55	11	3
Sorghum Partners NK6638	136.9	•	•	11.5	59	8	3
Sorghum Partners SP6929	135.6	•	•	11.6	61	9	1
BH 4100	134.8	•	•	11.2	54	8	2
Dyna-Gro M77GR61	134.6	137.9	•	11.4	64	15	1
Sorghum Partners NK7633	134.4	•	•	11.3	53	10	1
Armor AXM9043	128.9	•	•	12.2	65	12	1
Armor LSB50	128.6	•	•	11.4	61	11	1
REV® RV 9782™	128.2	134.9	•	11.5	58	9	1
Dyna-Gro GX13231	128.0	•	•	11.6	54	11	4
Sorghum Partners SP7868	127.9	•	•	11.5	56	9	3
Sorghum Partners SPX16613	127.7	•	•	11.1	56	11	1
Armor AXM8041	124.0	•	•	12.2	64	12	2
Armor AXM9010	123.7	•	•	11.3	60	13	3
Armor AXM9813	123.5	•	•	12.3	65	8	1
Sorghum Partners X445	122.1	•	•	11.9	53	7	1
Armor AXM11043	122.0	•	•	11.3	52	7	2
Sorghum Partners SPX3678	121.7	•	•	11.6	63	16	2
Armor AXM9058	120.7	•	•	11.6	50	7	5
Armor AXM9033	120.6	•	•	11.7	63	12	2
Armor AXM68653	120.4	•	•	11.5	74	9	2
Sorghum Partners NK5418	120.4	•	•	11.6	49	9	1
Armor AXM91743	120.3	•	•	11.6	54	12	1
Sorghum Partners KS585	120.2	•	•	11.5	49	10	1
Sorghum Partners NK7829	117.4	•	•	11.7	60	12	1
Sorghum Partners KS735	117.2	•	•	11.4	60	11	1
Sorghum Partners SPX3401	115.2	•	•	11.6	45	11	4

Table 4. Performance of Irrigated Grain Sorghum Hybrids, Marianna, Ark., 2014, continued.

Hybrid Name	Yield (bu./A)	2-Year ¹ Avg. (bu./A)	3-Year ² Avg. (bu./A)	Grain Moisture (%)	Plant Height (in.)	Head Exertion (in.)	Head Comp. Rating (see p. 4)
Sorghum Partners NK8828	113.2	•	•	11.2	55	13	1
Armor AXM12423	110.8	•	•	11.5	52	13	1
Armor 3108	107.6	•	•	11.7	58	12	1
Sorghum Partners NK8817	98.5	•	•	11.6	76	23	2
Sorghum Partners X446	89.8	•	•	11.4	49	7	1
Sorghum Partners X840	89.7	•	•	11.8	73	16	1
GRAND MEAN	129.2	•	•	11.6	59	11	2
LSD (5%)	16.7	•	•	0.4	•	•	•
C.V.	11.0	•	•	3.1	•	•	•

¹ Average yield for 2013 and 2014.

² Average yield for 2011, 2013, and 2014.

Soil Series: Calloway silt loam
Soil pH: 7.5
Previous Crop: Soybean
Row Width: 38"
Planting Date: May 22
Irrigation Dates: June 23
 July 6, 11, 26
 August 16, 22

Preplant Fertilizer: 100 lb/A 69-46-60, April 10
Sidedress Fertilizer: 35 gal/A 32% N, May 21
Herbicide Application(s): Roundup + Firstshot + Dicamba March 20
 Atrazine + Dual II Magnum + Permit, May 24
 Atrazine + Dual II Magnum, June 17
Insecticide Application(s): Mustang Max, August 1
 Transform, August 11
 Lanate, August 13
 Transform, September 15
Harvest Date: September 26

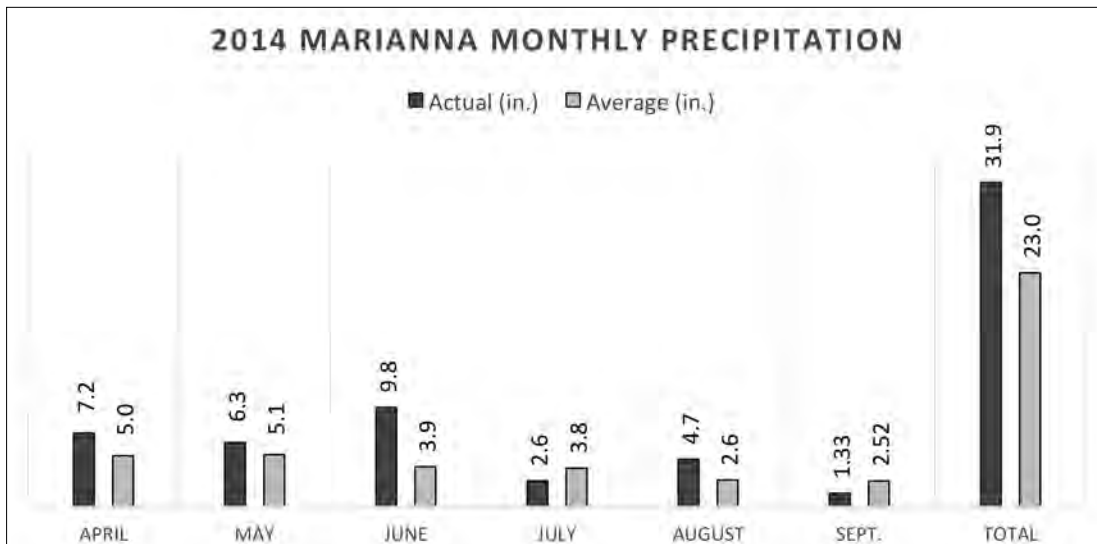


Table 5. Yields of Irrigated Corn Hybrids in Arkansas Performance Tests, 2014^{1,2}.

Hybrid Name	Marianna	Stuttgart	Rohwer	Bell Farm	Average
(bu./A).....				
<u>Early- to Mid-Season Hybrids</u>					
AgriGold A6499VT2RIB	262.9	244.8	261.1	218.3	246.8
AgriGold A6501VT2RIB	278.0	243.0	256.7	191.9	242.4
AgriGold A6517VT3PRIB	268.4	258.9	269.5	205.0	250.4
AgriGold A6559VT2RIB	267.4	248.3	238.3	220.2	243.5
AgriGold A6573VT2RIB	267.5	238.3	246.6	178.8	232.8
AgriGold A6574STX	263.4	244.2	266.3	211.6	246.4
AgriGold A6659VT2RIB	259.5	264.0	255.3	211.6	247.6
Armor 0700PRO2	231.2	232.4	220.0	175.2	214.7
Armor 1262PRO2	249.8	227.6	223.9	206.0	226.8
Armor 1314PRO2	242.7	229.8	238.8	187.2	224.6
Armor 1330	272.1	243.3	232.8	232.8	245.3
Armor 1414	263.0	261.4	257.3	217.0	249.7
Armor 1550PRO2	242.4	241.1	232.6	186.2	225.6
Armor 1555PRO2	270.5	243.9	249.4	193.3	239.3
Armor 1616PRO3	271.1	253.6	237.8	223.6	246.5
Armor AXC2108	244.0	240.5	229.3	196.9	227.7
Armor AXC3114	256.2	256.2	259.6	211.2	245.8
Armor AXT3111	258.8	247.5	243.7	227.1	244.3
Armor AXT4113	235.0	230.8	230.4	200.6	224.2
Armor AXT4116PRO3	271.2	253.5	237.5	228.4	247.7
Augusta 5565VT2 PRO	253.8	222.7	222.9	195.6	223.8
Augusta 5566GTCBLLC	258.3	245.1	238.2	212.9	238.6
Augusta 6866GTCBLLC	269.9	247.6	232.1	218.5	242.0
BH 8650VTTP	241.6	249.7	236.3	208.4	234.0
BH 8660VTTP	275.2	257.6	266.6	243.3	260.7
BH 8700SS	264.1	245.5	251.2	198.2	239.7
BH 8732VTTP	260.7	251.9	277.4	259.8	262.4
BH 8735VT2P	275.0	248.9	277.3	255.2	264.1
Croplan 6640VT3P	253.5	238.9	262.7	194.1	237.3
Croplan 7087VT2P	258.9	226.7	263.3	231.5	245.1
Davis 3312VT2P	267.9	243.8	254.0	238.3	251.0
DEKALB DKC 62-08 GENSS	271.4	251.6	259.5	225.3	251.9
DEKALB DKC 64-69 GENVT3P	260.2	267.0	255.1	212.8	248.8
DEKALB DKC 66-87 GENVT2P	266.4	263.2	263.5	232.6	256.4
DEKALB DKC 66-97 GENVT2P	264.6	243.9	253.7	251.3	253.4
Delta Grow 2863GTCBLLBL	262.4	265.0	263.5	232.1	255.7
Dyna-Gro D52VC91	264.7	226.3	259.6	198.8	237.3
Dyna-Gro D54VP81	275.4	254.1	255.9	194.3	244.9

Table 5. Yields of Irrigated Corn Hybrids in Arkansas Performance Tests, 2014^{1,2}, continued.

Hybrid Name	Marianna	Stuttgart	Rohwer	Bell Farm	Average
(bu./A).....				
<u>Early- to Mid-Season Hybrids Continued</u>					
Dyna-Gro D55QC73	276.8	262.1	278.6	251.2	267.2
Dyna-Gro D55VP77	261.0	248.6	252.9	217.4	245.0
Dyna-Gro D56VC46	263.8	264.5	237.2	210.4	244.0
Golden Acres 26V21	259.1	264.3	270.5	209.6	250.9
Golden Acres G4598	270.1	258.2	258.6	236.7	255.9
Golden Acres G5531	276.0	249.3	270.0	202.1	249.4
Golden Acres G6611	272.7	271.8	260.6	217.2	255.6
Hoegemeyer 8408 AM	260.8	250.8	233.5	219.3	241.1
Hoegemeyer 8652 AM	269.5	276.3	295.5	245.9	271.8
LG5618STXRIB	267.0	254.6	244.0	209.8	243.9
LG5638VT2PRO	252.4	260.9	271.6	219.0	251.0
LG5701VT2RIB	247.6	263.3	279.1	247.3	259.3
MorCorn MC4344G-VT2PRIB	252.5	249.8	245.3	212.5	240.0
MorCorn MC4354G-VT2PRIB	264.1	256.9	253.9	215.7	247.7
MorCorn XP-604G-DGVT2P	258.5	271.5	260.0	259.7	262.4
MorCorn XP-605G-S.Stax	259.2	241.9	245.5	208.5	238.7
MorCorn XP-606G-DGVT2P	258.4	232.5	226.6	206.4	230.9
Mycogen 2C786	243.9	231.3	260.1	195.5	232.7
Mycogen 2C797	267.1	257.5	256.1	208.6	247.3
Mycogen 2J794	255.3	243.9	268.1	211.7	244.7
Mycogen 2V714	251.2	247.6	253.4	168.8	230.2
Mycogen 2V777	246.8	239.2	255.4	200.4	235.4
Mycogen 2Y744	261.3	247.2	265.9	210.7	246.3
Mycogen 2Y816	276.7	240.2	258.5	186.4	240.5
Mycogen MYCX13751	245.1	232.6	240.6	182.1	225.1
NK N78S-3111 Brand	257.4	276.5	269.4	217.8	255.3
NK N79Z-3111 Brand	270.5	255.9	231.1	226.0	245.9
Pioneer P1319HR	273.5	254.3	283.7	237.8	262.3
Pioneer P1637VYHR	286.6	239.8	298.7	252.1	269.3
Progeny PGY 4114VT2P	257.9	203.5	248.8	213.8	231.0
Progeny PGY 4115VT2P	271.1	223.9	271.3	208.6	243.7
Progeny PGY 5115VT2P	260.6	227.2	255.9	198.1	235.4
Progeny PGY EXP14SS	251.9	236.0	249.8	200.1	234.4
REV [®] 17HR73 [™]	260.6	231.4	211.9	186.6	222.6
REV [®] 18BHR84 [™]	268.5	263.6	248.4	218.6	249.8
REV [®] 22BHR43 [™]	274.9	269.7	252.7	255.5	263.2
REV [®] 23BHR55 [™]	284.8	285.8	289.3	253.3	278.3
REV [®] 24BHR93 [™]	279.7	271.5	280.7	268.5	275.1
REV [®] 25BHR44 [™]	265.5	267.4	269.6	211.0	253.4
REV [®] 26BHR50 [™]	280.0	284.8	284.6	245.6	273.7
GRAND MEAN	262.5	249.5	254.7	216.3	245.8
LSD (5%)	17.7	18.4	17.8	21.6	•
C.V.	5.8	6.3	5.2	7.4	•

Table 5. Yields of Irrigated Corn Hybrids in Arkansas Performance Tests, 2014^{1,2}, continued.

Hybrid Name	Marianna	Stuttgart	Rohwer	Bell Farm	Average
(bu./A).....				
<u>Mid- to Full-Season</u>					
AgriGold A6687VT2PRO	246.5	248.7	264.0	211.7	242.7
AgriGold A6719VT2PRO	263.8	247.4	254.2	220.9	246.5
Armor 1880PRO2	269.4	254.8	249.2	221.4	248.7
Armor AXC3117	258.0	256.4	234.9	189.2	234.6
Armor AXC3117A	272.7	241.1	260.6	212.4	246.7
Armor AXC4119PRO2	252.4	234.4	246.1	185.0	229.5
Augusta 7767VT2 PRO	269.8	254.3	230.9	212.8	241.9
Augusta 7768GT3110	265.4	275.2	252.9	219.6	253.3
Croplan 7927VT3P	267.8	254.1	260.2	228.7	252.7
Croplan 8621VT2P	267.9	261.2	263.5	201.1	248.4
Davis 3117VT3P	271.4	255.0	258.9	253.9	259.8
DEKALB DKC 68-92 GENVT2P	236.1	244.7	252.2	198.0	232.8
DEKALB DKC 69-29 GENVT3P	247.9	242.4	235.6	200.2	231.5
Delta Grow 2888GTCBLLBL	268.1	255.0	261.6	241.1	256.4
Delta Grow 3660GTCBLLBL	266.2	254.7	253.3	182.8	239.2
Dyna-Gro D57VP51	277.8	266.0	263.2	204.1	252.8
Dyna-Gro D57VP75	265.1	260.3	259.0	219.5	251.0
Golden Acres 27V01	249.2	258.0	257.0	172.7	234.2
Golden Acres 7672	263.9	273.1	251.1	184.4	243.1
LG5717VT2PRO	247.6	240.7	245.3	204.2	234.4
MorCorn XP-607G-VT3P	256.2	251.5	243.5	197.6	237.2
MorCorn XP-608G-VT3P	270.5	252.9	261.7	217.6	250.7
MorCorn XP-609RR2	275.6	246.7	276.3	226.2	256.2
MorCorn XP-610G-VT2P	241.1	230.5	259.5	208.1	234.8
Mycogen 2D848	263.9	252.1	259.3	204.3	244.9
Mycogen 2H877	220.5	224.8	242.7	186.7	218.7
Mycogen MYCX13809	249.5	245.2	267.6	189.9	238.1
Mycogen MYCX13810	256.5	239.9	262.2	187.5	236.5
NK N79T-3111 Brand	261.2	244.1	231.9	192.5	232.4
NK N83D-3000GT Brand	247.9	239.0	253.1	200.7	235.2
Pioneer P1739YHR	266.5	243.6	260.3	231.2	250.4
Pioneer P1794VYHR	286.6	283.4	276.1	230.9	269.2
Pioneer P2089YHR	254.9	287.3	289.6	221.0	263.2
Progeny PGY 4117VT3P	251.9	239.8	244.0	197.4	233.2
REV® 27HR83™	272.8	261.6	260.4	221.8	254.1
REV® 28HR20™	269.1	260.3	267.2	229.6	256.5
REV® 28R10™	261.3	262.3	256.3	232.0	253.0
GRAND MEAN	260.3	252.5	255.8	209.1	244.4
LSD (5%)	21.5	14.0	17.1	24.0	•
C.V.	7.0	4.7	5.7	8.4	•

¹ Marianna = Lon Mann Cotton Research Station.

Stuttgart = Rice Research and Extension Center.

Rohwer = Rohwer Research Station.

Bell Farm = Bell Farming Company, Prairie County.

² The tests at the Keiser location are not reported due to wind damage caused by a thunderstorm on June 5th.

Recorded wind speeds of 70 mph caused significant lodging and greensnap resulting in poor yield and uniformity.

Table 6. Performance of Irrigated Corn Hybrids, Marianna, Ark., 2014.

Brand/Hybrid	Yield (bu./A)	2-Year¹ Avg. (bu./A)	3-Year² Avg. (bu./A)	Grain Moisture (%)	Root³ Lodging	Stalk³ Lodging	Ear Height (in.)
<u>Early- to Mid-Season Hybrids</u>							
Pioneer P1637VYHR	286.6	•	•	18.4	0.0	0.0	58.0
REV [®] 23BHR55 [™]	284.8	•	•	17.4	0.0	0.0	49.0
REV [®] 26BHR50 [™]	280.0	•	•	19.3	0.0	0.0	46.0
REV [®] 24BHR93 [™]	279.7	•	•	18.7	0.0	0.0	53.0
AgriGold A6501VT2RIB	278.0	•	•	18.3	0.0	0.0	46.0
Dyna-Gro D55QC73	276.8	•	•	18.5	0.0	0.0	45.0
Mycogen 2Y816	276.7	•	•	18.6	0.0	0.0	56.0
Golden Acres G5531	276.0	243.0	•	18.6	0.0	1.0	42.0
Dyna-Gro D54VP81	275.4	•	•	18.4	0.0	0.0	49.0
BH 8660VTTP	275.2	•	•	19.1	0.0	0.0	49.0
BH 8735VT2P	275.0	•	•	18.2	0.0	1.0	41.0
REV [®] 22BHR43 [™]	274.9	•	•	17.9	0.0	0.0	50.0
Pioneer P1319HR	273.5	•	•	20.1	0.0	0.0	49.0
Golden Acres G6611	272.7	•	•	19.3	0.0	0.0	42.0
Armor 1330	272.1	•	•	18.2	0.0	0.0	43.0
DEKALB DKC 62-08 GENSS	271.4	•	•	17.6	0.0	0.0	51.0
Armor AXT4116PRO3	271.2	•	•	18.0	0.0	0.0	39.0
Progeny PGY 4115VT2P	271.1	•	•	18.3	0.0	0.0	44.0
Armor 1616PRO3	271.1	•	•	18.7	0.0	0.0	47.0
Armor 1555PRO2	270.5	•	•	19.8	0.0	0.0	44.0
NK N79Z-3111 Brand	270.5	•	•	20.2	0.0	0.0	45.0
Golden Acres G4598	270.1	•	•	17.9	0.0	0.0	46.0
Augusta 6866GTCBLLC	269.9	•	•	18.2	0.0	0.0	45.0
Hoegemeyer 8652 AM	269.5	•	•	19.1	0.0	0.0	57.0
REV [®] 18BHR84 [™]	268.5	•	•	18.2	0.0	0.0	47.0
AgriGold A6517VT3PRIB	268.4	•	•	17.6	0.0	0.0	38.0
Davis 3312VT2P	267.9	•	•	18.0	0.0	0.0	43.0
AgriGold A6573VT2RIB	267.5	•	•	17.3	0.0	0.0	41.0
AgriGold A6559VT2RIB	267.4	•	•	17.5	0.0	0.0	50.0
Mycogen 2C797	267.1	•	•	18.4	0.0	0.0	47.0
LG5618STXRIB	267.0	•	•	18.8	0.0	0.0	45.0
DEKALB DKC 66-87 GENVT2P	266.4	•	•	18.6	0.0	0.0	48.0
REV [®] 25BHR44 [™]	265.5	•	•	19.1	0.0	0.0	33.0
Dyna-Gro D52VC91	264.7	•	•	18.0	0.0	0.0	49.0
DEKALB DKC 66-97 GENVT2P	264.6	•	•	18.5	0.0	0.0	44.0
MorCorn MC4354G-VT2PRIB	264.1	•	•	18.2	0.0	0.0	35.0
BH 8700SS	264.1	•	•	18.7	0.0	0.0	41.0
Dyna-Gro D56VC46	263.8	•	•	19.1	0.0	1.0	49.0

Table 6. Performance of Irrigated Corn Hybrids, Marianna, Ark., 2014, continued.

Brand/Hybrid	Yield (bu./A)	2-Year ¹ Avg. (bu./A)	3-Year ² Avg. (bu./A)	Grain Moisture (%)	Root ³ Lodging	Stalk ³ Lodging	Ear Height (in.)
<u>Early- to Mid-Season Hybrids Continued</u>							
AgriGold A6574STX	263.4	•	•	19.6	0.0	0.0	40.0
Armor 1414	263.0	•	•	17.9	0.0	0.0	46.0
AgriGold A6499VT2RIB	262.9	•	•	18.8	0.0	0.0	48.0
Delta Grow 2863GTCBLLBL	262.4	•	•	19.7	0.0	0.0	49.0
Mycogen 2Y744	261.3	•	•	17.6	0.0	0.0	41.0
Dyna-Gro D55VP77	261.0	•	•	18.7	0.0	0.0	38.0
Hoegemeyer 8408 AM	260.8	•	•	18.2	0.0	0.0	46.0
BH 8732VTTP	260.7	•	•	17.9	0.0	0.0	33.0
Progeny PGY 5115VT2P	260.6	•	•	18.4	0.0	0.0	41.0
REV® 17HR73™	260.6	•	•	17.3	0.0	0.0	47.0
DEKALB DKC 64-69 GENVT3P	260.2	•	•	18.2	0.0	0.0	49.0
AgriGold A6659VT2RIB	259.5	•	•	18.9	0.0	0.0	45.0
MorCorn XP-605G-S.Stax	259.2	•	•	18.7	0.0	0.0	49.0
Golden Acres 26V21	259.1	238.1	•	18.5	0.0	0.0	50.0
Croplan 7087VT2P	258.9	•	•	19.6	0.0	0.0	36.0
Armor AXT3111	258.8	•	•	18.0	0.0	0.0	44.0
MorCorn XP-604G-DGVT2P	258.5	•	•	18.0	0.0	0.0	50.0
MorCorn XP-606G-DGVT2P	258.4	•	•	17.4	0.0	0.0	39.0
Augusta 5566GTCBLLC	258.3	•	•	19.7	0.0	0.0	43.0
Progeny PGY 4114VT2P	257.9	•	•	18.1	0.0	0.0	46.0
NK N78S-3111 Brand	257.4	231.8	•	19.9	0.0	0.0	40.0
Armor AXC3114	256.2	•	•	18.2	0.0	0.0	39.0
Mycogen 2J794	255.3	•	•	19.2	0.0	0.0	36.0
Augusta 5565VT2 PRO	253.8	•	•	18.7	0.0	0.0	42.0
Croplan 6640VT3P	253.5	221.2	•	18.6	0.0	0.0	42.0
MorCorn MC4344G-VT2PRIB	252.5	225.3	•	17.9	0.0	0.0	42.0
LG5638VT2PRO	252.4	•	•	13.9	0.0	0.0	35.0
Progeny PGY EXP14SS	251.9	•	•	19.3	0.0	0.0	44.0
Mycogen 2V714	251.2	•	•	17.0	0.0	0.0	47.0
Armor 1262PRO2	249.8	211.1	204.8	18.1	0.0	0.0	45.0
LG5701VT2RIB	247.6	•	•	18.1	0.0	0.0	45.0
Mycogen 2V777	246.8	•	•	17.1	0.0	0.0	46.0
Mycogen MYCX13751	245.1	•	•	17.3	0.0	0.0	49.0
Armor AXC2108	244.0	•	•	16.7	0.0	0.0	35.0
Mycogen 2C786	243.9	•	•	18.1	0.0	1.0	44.0
Armor 1314PRO2	242.7	•	•	19.2	0.0	0.0	42.0
Armor 1550PRO2	242.4	•	•	19.4	0.0	0.0	43.0
BH 8650VTTP	241.6	•	•	18.5	0.0	1.0	47.0
Armor AXT4113	235.0	•	•	18.2	0.0	0.0	44.0
Armor 0700PRO2	231.2	•	•	16.7	0.0	0.0	40.0
GRAND MEAN	262.5	•	•	18.4	0.0	0.1	44.5
LSD (5%)	17.7	•	•	1.6	•	0.3	•
C.V.	5.8	•	•	7.7	•	•	•

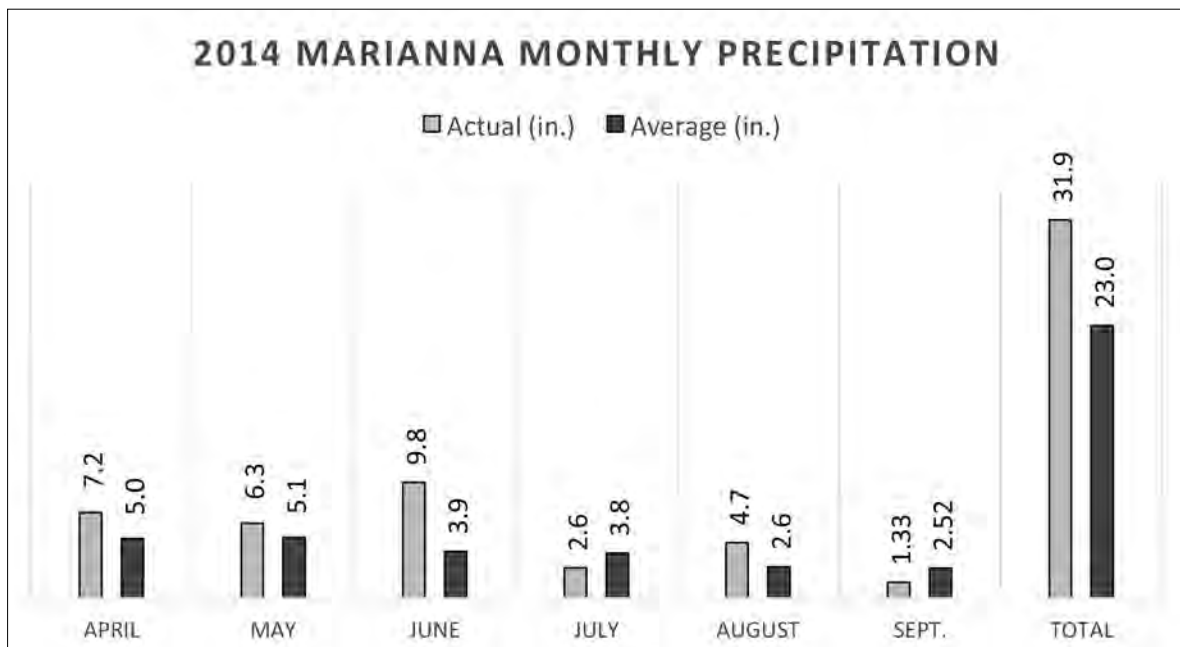
Table 6. Performance of Irrigated Corn Hybrids, Marianna, Ark., 2014, continued.

Brand/Hybrid	Yield (bu./A)	2-Year¹ Avg. (bu./A)	3-Year² Avg. (bu./A)	Grain Moisture (%)	Root³ Lodging	Stalk³ Lodging	Ear Height (in.)
<u>Mid- to Full-Season Hybrids</u>							
Pioneer P1794VYHR	286.6	•	•	18.0	0.0	0.0	•
Dyna-Gro D57VP51	277.8	244.3	•	18.3	0.0	0.0	•
MorCorn XP-609RR2	275.6	•	•	17.5	0.0	0.0	•
REV [®] 27HR83 [™]	272.8	234.7	•	18.6	0.0	0.0	•
Armor AXC3117A	272.7	•	•	18.5	0.0	0.0	•
Davis 3117VT3P	271.4	•	•	18.1	0.0	0.0	•
MorCorn XP-608G-VT3P	270.5	•	•	18.0	0.0	0.0	•
Augusta 7767VT2 PRO	269.8	•	•	18.8	0.0	0.0	•
Armor 1880PRO2	269.4	237.0	•	18.9	0.0	0.0	•
REV [®] 28HR20 [™]	269.1	239.4	224.3	19.0	0.0	0.0	•
Delta Grow 2888GTCBLLBL	268.1	•	•	19.4	0.0	0.0	•
Croplan 8621VT2P	267.9	•	•	18.7	0.0	0.0	•
Croplan 7927VT3P	267.8	•	•	18.0	0.0	0.0	•
Pioneer P1739YHR	266.5	•	•	18.5	0.0	0.0	•
Delta Grow 3660GTCBLLBL	266.2	•	•	18.5	0.0	0.0	•
Augusta 7768GT3110	265.4	•	•	19.5	0.0	0.0	•
Dyna-Gro D57VP75	265.1	•	•	18.3	0.0	0.0	•
Golden Acres 7672	263.9	•	•	18.6	0.0	0.0	•
Mycogen 2D848	263.9	•	•	19.5	0.0	0.0	•
AgriGold A6719VT2PRO	263.8	•	•	18.6	0.0	0.0	•
REV [®] 28R10 [™]	261.3	229.3	208.6	18.7	0.0	0.0	•
NK N79T-3111 Brand	261.2	•	•	18.1	0.0	0.0	•
Armor AXC3117	258.0	•	•	18.5	0.0	0.0	•
Mycogen MYCX13810	256.5	•	•	19.8	0.0	0.0	•
MorCorn XP-607G-VT3P	256.2	•	•	18.4	0.0	0.0	•
Pioneer P2089YHR	254.9	•	•	19.0	0.0	0.0	•
Armor AXC4119PRO2	252.4	•	•	19.4	0.0	0.0	•
Progeny PGY 4117VT3P	251.9	•	•	18.3	0.0	0.0	•
Mycogen MYCX13809	249.5	•	•	22.0	0.0	0.0	•
Golden Acres 27V01	249.2	229.1	•	18.1	0.0	0.0	•
DEKALB DKC 69-29 GENVT3P	247.9	•	•	18.9	0.0	0.0	•
NK N83D-3000GT Brand	247.9	•	•	19.7	0.0	0.0	•
LG5717VT2PRO	247.6	•	•	18.4	0.0	0.0	•
AgriGold A6687VT2PRO	246.5	•	•	18.2	0.0	0.0	•
MorCorn XP-610G-VT2P	241.1	•	•	19.3	0.0	0.0	•
DEKALB DKC 68-92 GENVT2P	236.1	•	•	19.3	0.0	0.0	•
Mycogen 2H877	220.5	•	•	20.1	0.0	0.0	•
GRAND MEAN	260.3	•	•	18.8	0.0	0.0	•
LSD (5%)	21.5	•	•	1.2	•	•	•
C.V.	7.0	•	•	5.4	•	•	•

¹ Average yield for 2012 and 2014.² Average yield for 2011, 2012, and 2014.³ Average number of plants per hybrid.

Table 6. Performance of Irrigated Corn Hybrids, Marianna, Ark., 2014, continued.

Soil Series:	Calloway silt loam	Preplant Fertilizer:	200 lb/A 46-0-0 100 lb/A Ammonium Sulfate	} April 11
Soil pH:	7.5	Sidedress Fertilizer:	50 gal/A 32% N, May 21	
Previous Crop:	Soybean	Herbicide Application(s):	Roundup + Firstshot + Dicamba, March 20 Atrazine + Dual II Magnum, April 12 Atrazine + Halex + Permit, May 24	
Row Width:	38"	Harvest Date:	September 16	
Planting Date:	April 12			
Irrigation Dates:	June 19, 24 July 5, 11, 24, 30 August 8, 15			



Arkansas Corn and Grain Sorghum Performance Tests 2014

Table 7. Performance of Irrigated Corn Hybrids, Stuttgart, Ark., 2014.

Brand/Hybrid	Yield (bu./A)	2-Year¹ Avg. (bu./A)	3-Year² Avg. (bu./A)	Grain Moisture (%)	Root³ Lodging	Stalk³ Lodging	Ear Height (in.)	Tip⁴ Cover
<u>Early- to Mid-Season Hybrids</u>								
REV® 23BHR55™	285.8	•	•	16.7	0.0	1.0	52	3
REV® 26BHR50™	284.8	271.3	•	17.8	0.0	0.0	46	2
NK N78S-3111 Brand	276.5	261.4	247.1	17.5	0.0	0.0	45	1
Hoegemeyer 8652 AM	276.3	•	•	17.7	0.0	1.0	44	1
Golden Acres G6611	271.8	264.8	•	17.1	0.0	0.0	43	1
MorCorn XP-604G-DGVT2P	271.5	•	•	16.9	0.0	0.0	44	1
REV® 24BHR93™	271.5	273.0	•	16.8	0.0	1.0	51	1
REV® 22BHR43™	269.7	249.0	•	16.5	0.0	0.0	44	3
REV® 25BHR44™	267.4	257.0	•	18.1	0.0	1.0	49	1
DEKALB DKC 64-69 GENVT3P	267.0	249.6	•	16.8	0.0	1.0	48	1
Delta Grow 2863GTCBLLBL	265.0	•	•	18.5	0.0	0.0	47	3
Dyna-Gro D56VC46	264.5	257.0	•	17.3	0.0	0.0	45	1
Golden Acres 26V21	264.3	251.5	234.1	17.2	0.0	0.0	45	1
AgriGold A6659VT2RIB	264.0	•	•	16.7	0.0	0.0	41	1
REV® 18BHR84™	263.6	249.2	•	15.4	0.0	0.0	40	2
LG5701VT2RIB	263.3	•	•	17.0	0.0	0.0	41	2
DEKALB DKC 66-87 GENVT2P	263.2	262.3	•	16.3	0.0	1.0	42	3
Dyna-Gro D55QC73	262.1	•	•	17.1	0.0	0.0	49	1
Armor 1414	261.4	•	•	16.7	0.0	0.0	47	2
LG5638VT2PRO	260.9	•	•	16.7	0.0	0.0	46	1
AgriGold A6517VT3PRIB	258.9	248.6	•	16.5	0.0	1.0	45	1
Golden Acres G4598	258.2	252.2	•	16.0	0.0	1.0	43	1
BH 8660VTTP	257.6	242.3	•	16.8	0.0	1.0	41	1
Mycogen 2C797	257.5	•	•	16.0	0.0	0.0	49	1
MorCorn MC4354G-VT2PRIB	256.9	•	•	16.3	0.0	0.0	38	1
Armor AXC3114	256.2	•	•	16.6	0.0	0.0	39	3
NK N79Z-3111 Brand	255.9	•	•	17.6	0.0	0.0	43	1
LG5618STXRIB	254.6	•	•	17.9	0.0	0.0	41	2
Pioneer P1319HR	254.3	254.4	•	17.2	0.0	0.0	46	3
Dyna-Gro D54VP81	254.1	249.3	•	16.9	0.0	1.0	42	1
Armor 1616PRO3	253.6	•	•	16.9	0.0	0.0	41	1
Armor AXT4116PRO3	253.5	•	•	16.5	0.0	0.0	50	1
BH 8732VTTP	251.9	•	•	16.6	0.0	0.0	50	2
DEKALB DKC 62-08 GENSS	251.6	249.7	•	16.3	0.0	1.0	50	1
Hoegemeyer 8408 AM	250.8	•	•	17.1	0.0	1.0	46	1
MorCorn MC4344G-VT2PRIB	249.8	251.1	237.9	15.8	0.0	2.0	44	1
BH 8650VTTP	249.7	•	•	17.2	0.0	1.0	46	2
Golden Acres G5531	249.3	241.9	233.9	16.4	0.0	4.0	40	1
BH 8735VT2P	248.9	•	•	16.9	0.0	0.0	52	1
Dyna-Gro D55VP77	248.6	247.6	•	16.2	0.0	0.0	40	1
AgriGold A6559VT2RIB	248.3	•	•	15.9	0.0	1.0	42	3
Augusta 6866GTCBLLC	247.6	•	•	17.4	0.0	2.0	43	1
Mycogen 2V714	247.6	239.3	•	15.7	0.0	0.0	52	2
Armor AXT3111	247.5	•	•	16.2	0.0	0.0	37	1
Mycogen 2Y744	247.2	•	•	16.0	0.0	1.0	38	2

Table 7. Performance of Irrigated Corn Hybrids, Stuttgart, Ark., 2014, continued.

Brand/Hybrid	Yield (bu./A)	2-Year¹ Avg. (bu./A)	3-Year² Avg. (bu./A)	Grain Moisture (%)	Root³ Lodging	Stalk³ Lodging	Ear Height (in.)	Tip⁴ Cover
Early- to Mid-Season Hybrids Continued								
BH 8700SS	245.5	243.8	•	17.6	0.0	0.0	41	2
Augusta 5566GTCBLLC	245.1	•	•	17.5	0.0	0.0	40	2
AgriGold A6499VT2RIB	244.8	•	•	16.1	0.0	1.0	38	1
AgriGold A6574STX	244.2	•	•	16.8	0.0	0.0	40	1
Armor 1555PRO2	243.9	•	•	17.2	0.0	0.0	43	1
DEKALB DKC 66-97 GENVT2P	243.9	238.1	•	16.8	0.0	0.0	40	1
Mycogen 2J794	243.9	233.8	•	17.2	0.0	1.0	42	2
Davis 3312VT2P	243.8	•	•	16.5	0.0	0.0	47	2
Armor 1330	243.3	•	•	16.2	0.0	1.0	41	2
AgriGold A6501VT2RIB	243.0	•	•	17.2	0.0	2.0	42	3
MorCorn XP-605G-S.Stax	241.9	•	•	17.1	0.0	1.0	39	3
Armor 1550PRO2	241.1	244.0	•	17.3	0.0	2.0	43	2
Armor AXC2108	240.5	•	•	16.1	0.0	1.0	50	1
Mycogen 2Y816	240.2	243.5	•	17.3	0.0	1.0	56	1
Pioneer P1637VYHR	239.8	•	•	16.6	0.0	1.0	51	1
Mycogen 2V777	239.2	228.2	•	15.7	0.0	0.0	48	2
Croplan 6640VT3P	238.9	250.6	248.1	16.6	0.0	3.0	40	1
AgriGold A6573VT2RIB	238.3	•	•	16.0	0.0	1.0	36	2
Progeny PGY EXP14SS	236.0	•	•	17.4	0.0	0.0	46	2
Mycogen MYCX13751	232.6	•	•	16.6	0.0	1.0	52	3
MorCorn XP-606G-DGVT2P	232.5	•	•	16.2	0.0	0.0	44	3
Armor 0700PRO2	232.4	226.0	•	15.2	0.0	0.0	39	1
REV® 17HR73™	231.4	225.2	•	15.6	0.0	2.0	42	1
Mycogen 2C786	231.3	233.7	•	15.9	0.0	0.0	43	3
Armor AXT4113	230.8	•	•	16.6	0.0	0.0	44	2
Armor 1314PRO2	229.8	•	•	16.0	0.0	1.0	36	1
Armor 1262PRO2	227.6	227.8	219.3	16.3	0.0	1.0	37	3
Progeny PGY 5115VT2P	227.2	•	•	16.1	0.0	1.0	36	2
Croplan 7087VT2P	226.7	•	•	17.5	0.0	1.0	45	1
Dyna-Gro D52VC91	226.3	230.9	•	16.4	0.0	3.0	41	2
Progeny PGY 4115VT2P	223.9	•	•	16.9	0.0	2.0	39	3
Augusta 5565VT2 PRO	222.7	•	•	17.0	0.0	2.0	40	1
Progeny PGY 4114VT2P	203.5	•	•	16.1	0.0	0.0	43	2
GRAND MEAN	249.5	•	•	16.7	0.0	0.6	44	2
LSD (5%)	18.4	•	•	0.7	•	1.4	•	•
C.V.	6.3	•	•	3.8	•	•	•	•

Table 7. Performance of Irrigated Corn Hybrids, Stuttgart, Ark., 2014, continued.

Brand/Hybrid	Yield (bu./A)	2-Year¹ Avg. (bu./A)	3-Year² Avg. (bu./A)	Grain Moisture (%)	Root³ Lodging	Stalk³ Lodging	Ear Height (in.)	Tip⁴ Cover
<u>Mid- to Full-Season Hybrids</u>								
Pioneer P2089YHR	287.3	•	•	17.5	0.0	2.0	51	2
Pioneer P1794VYHR	283.4	•	•	16.2	0.0	0.0	55	1
Augusta 7768GT3110	275.2	•	•	18.8	0.0	1.0	53	2
Golden Acres 7672	273.1	•	•	17.2	0.0	0.0	47	1
Dyna-Gro D57VP51	266.0	253.5	240.3	17.1	0.0	1.0	45	1
REV® 28R10™	262.3	269.7	252.9	17.4	0.0	0.0	49	1
REV® 27HR83™	261.6	247.3	231.4	16.6	0.0	0.0	54	1
Croplan 8621VT2P	261.2	251.7	•	16.5	0.0	0.0	50	1
Dyna-Gro D57VP75	260.3	249.8	•	17.3	0.0	0.0	48	1
REV® 28HR20™	260.3	263.0	242.1	17.1	0.0	2.0	50	1
Golden Acres 27V01	258.0	240.7	231.3	16.9	0.0	2.0	52	1
Armor AXC3117	256.4	•	•	17.2	0.0	0.0	47	1
Davis 3117VT3P	255.0	•	•	16.9	0.0	0.0	47	1
Delta Grow 2888GTCBLLBL	255.0	•	•	18.7	0.0	1.0	51	1
Armor 1880PRO2	254.8	250.7	240.9	17.3	0.0	1.0	47	1
Delta Grow 3660GTCBLLBL	254.7	•	•	18.3	0.0	0.0	49	1
Augusta 7767VT2 PRO	254.3	241.2	•	17.0	0.0	0.0	45	1
Croplan 7927VT3P	254.1	•	•	17.1	0.0	0.0	48	1
MorCorn XP-608G-VT3P	252.9	•	•	17.5	0.0	1.0	51	2
Mycogen 2D848	252.1	236.6	•	19.8	0.0	0.0	51	1
MorCorn XP-607G-VT3P	251.5	•	•	16.1	0.0	0.0	47	1
AgriGold A6687VT2PRO	248.7	253.3	•	19.3	0.0	1.0	49	1
AgriGold A6719VT2PRO	247.4	•	•	17.2	0.0	2.0	50	1
MorCorn XP-609RR2	246.7	•	•	17.0	0.0	1.0	48	1
Mycogen MYCX13809	245.2	•	•	18.8	0.0	0.0	53	1
DEKALB DKC 68-92 GENVT2P	244.7	•	•	17.3	0.0	1.0	46	1
NK N79T-3111 Brand	244.1	•	•	17.4	0.0	1.0	52	1
Pioneer P1739YHR	243.6	•	•	16.9	0.0	0.0	54	2
DEKALB DKC 69-29 GENVT3P	242.4	226.8	•	17.0	0.0	1.0	45	1
Armor AXC3117A	241.1	•	•	17.7	0.0	2.0	50	1
LG5717VT2PRO	240.7	•	•	17.1	0.0	1.0	49	1
Mycogen MYCX13810	239.9	•	•	19.3	0.0	0.0	52	1
Progeny PGY 4117VT3P	239.8	•	•	16.7	0.0	1.0	48	1
NK N83D-3000GT Brand	239.0	•	•	19.0	0.0	0.0	41	1
Armor AXC4119PRO2	234.4	•	•	19.1	0.0	0.0	45	2
MorCorn XP-610G-VT2P	230.5	•	•	17.8	0.0	1.0	46	1
Mycogen 2H877	224.8	•	•	20.0	0.0	1.0	49	1
GRAND MEAN	252.5	•	•	17.6	0.0	0.6	49	1
LSD (5%)	14.0	•	•	1.3	•	1.1	•	•
C.V.	4.7	•	•	6.4	•	•	•	•

¹ Average yield for 2013 and 2014.² Average yield for 2012, 2013, and 2014.³ Average number of plants per hybrid.⁴ Tip cover was rated as good (1), average (2), or poor (3). A rating of good was given when husks reached well beyond the end of the ear and fitted tightly. A rating of average was given when the husks reached the tip of the ear or fitted loosely. A rating of poor was given when ears were open to the weather.

Table 7. Performance of Irrigated Corn Hybrids, Stuttgart, Ark., 2014, continued.

Soil Series:	Crowley silt loam	Preplant Fertilizer:	90 lb/A N, 70 lb/A P, 90 lb/A K 24 lb/A Zn, 10 lb/A S	} April 12
Soil pH:	6.2	Sidedress Fertilizer:	92 lb/A N, May 27 83lb/A N, June 20	
Previous Crop:	Soybean	Herbicide Application(s):	Bicep II Magnum + Roundup, April 19 Permit, May 19	
Row Width:	30"	Harvest Date:	September 16	
Planting Date:	April 19			
Irrigation Dates:	June 21 July 10, 27			

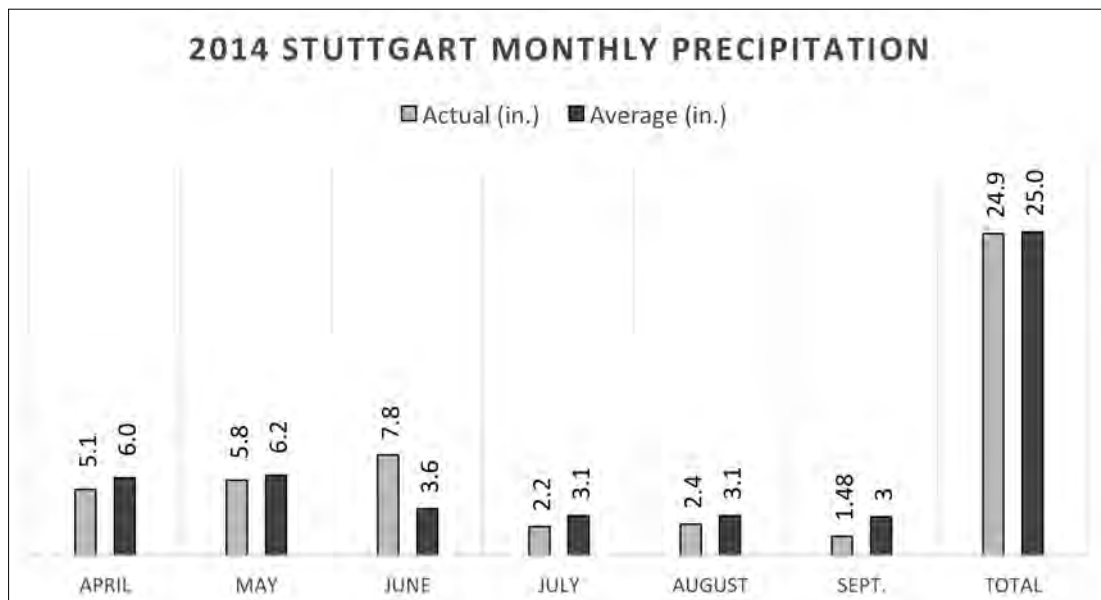


Table 8. Performance of Irrigated Corn Hybrids, Rohwer, Ark., 2014.

Brand/Hybrid	Yield (bu./A)	2-Year ¹ Avg. (bu./A)	3-Year ² Avg. (bu./A)	Grain Moisture (%)	Root ³ Lodging	Stalk ³ Lodging	Ear Height (in.)	Plants Per Acre
<u>Early- to Mid-Season Hybrids</u>								
Pioneer P1637VYHR	298.7	•	•	16.4	0.0	0.0	49	33139
Hoegemeyer 8652 AM	295.5	•	•	17.6	0.0	0.0	51	30638
REV® 23BHR55™	289.3	•	•	15.5	0.0	0.0	50	30325
REV® 26BHR50™	284.6	267.8	•	17.7	0.0	0.0	52	30951
Pioneer P1319HR	283.7	269.1	•	16.3	0.0	0.0	48	31680
REV® 24BHR93™	280.7	274.4	•	17.0	0.0	0.0	55	31235
LG5701VT2RIB	279.1	•	•	15.9	0.0	0.0	45	35223
Dyna-Gro D55QC73	278.6	•	•	17.0	0.0	0.0	44	30325
BH 8732VTTP	277.4	•	•	16.2	0.0	0.0	53	32097
BH 8735VT2P	277.3	•	•	15.9	0.0	0.0	46	33267
LG5638VT2PRO	271.6	•	•	15.6	0.0	0.0	44	33118
Progeny PGY 4115VT2P	271.3	•	•	16.6	0.0	0.0	40	32826
Golden Acres 26V21	270.5	253.6	238.1	17.6	0.0	0.0	46	36057
Golden Acres G5531	270.0	259.4	242.5	16.6	0.0	0.0	41	36474
REV® 25BHR44™	269.6	262.0	•	16.9	0.0	0.0	60	30221
AgriGold A6517VT3PRIB	269.5	256.5	•	15.9	0.0	0.0	44	31055
NK N78S-3111 Brand	269.4	260.9	248.4	17.0	0.0	0.0	48	33660
Mycogen 2J794	268.1	261.6	•	17.5	0.0	0.0	47	36787
BH 8660VTTP	266.6	264.7	•	16.5	0.0	0.0	38	34702
AgriGold A6574STX	266.3	•	•	16.4	0.0	0.0	34	33423
Mycogen 2Y744	265.9	•	•	16.0	0.0	0.0	39	34077
DEKALB DKC 66-87 GENVT2P	263.5	264.3	•	16.5	0.0	0.0	41	34181
Delta Grow 2863GTCBLLBL	263.5	•	•	18.8	0.0	0.0	41	31781
Croplan 7087VT2P	263.3	•	•	17.1	0.0	0.0	45	36161
Croplan 6640VT3P	262.7	265.8	259.7	15.3	0.0	0.0	41	31367
AgriGold A6499VT2RIB	261.1	•	•	15.7	0.0	0.0	42	33660
Golden Acres G6611	260.6	252.1	•	16.4	0.0	0.0	44	34598
Mycogen 2C786	260.1	261.8	•	15.6	0.0	0.0	50	33111
MorCorn XP-604G-DGVT2P	260.0	•	•	15.9	0.0	0.0	47	32017
Armor AXC3114	259.6	•	•	16.0	0.0	0.0	44	33345
Dyna-Gro D52VC91	259.6	253.7	•	15.5	0.0	0.0	43	33451
DEKALB DKC 62-08 GENSS	259.5	247.6	•	15.3	0.0	0.0	46	33743
Golden Acres G4598	258.6	256.7	•	15.2	0.0	0.0	51	34598
Mycogen 2Y816	258.5	256.9	•	17.6	0.0	0.0	51	32409
Armor 1414	257.3	•	•	15.9	0.0	0.0	45	30688
AgriGold A6501VT2RIB	256.7	•	•	16.7	0.0	0.0	40	29283
Mycogen 2C797	256.1	•	•	15.1	0.0	0.0	42	34077
Dyna-Gro D54VP81	255.9	255.4	•	16.2	0.0	0.0	42	32618
Progeny PGY 5115VT2P	255.9	•	•	15.7	0.0	0.0	42	29700
Mycogen 2V777	255.4	262.0	•	14.8	0.0	0.0	51	35015
AgriGold A6659VT2RIB	255.3	•	•	15.8	0.0	0.0	43	30638
DEKALB DKC 64-69 GENVT3P	255.1	267.4	•	15.4	0.0	0.0	41	32016
Davis 3312VT2P	254.0	•	•	15.2	0.0	0.0	45	34077
MorCorn MC4354G-VT2PRIB	253.9	•	•	15.4	0.0	0.0	43	32827
DEKALB DKC 66-97 GENVT2P	253.7	260.9	•	14.8	0.0	0.0	47	30951

Table 8. Performance of Irrigated Corn Hybrids, Rohwer, Ark., 2014, continued.

Brand/Hybrid	Yield (bu./A)	2-Year¹ Avg. (bu./A)	3-Year² Avg. (bu./A)	Grain Moisture (%)	Root³ Lodging	Stalk³ Lodging	Ear Height (in.)	Plants Per Acre
<u>Early- to Mid-Season Hybrids Continued</u>								
Mycogen 2V714	253.4	250.6	•	14.6	0.0	0.0	56	35119
Dyna-Gro D55VP77	252.9	254.0	•	15.9	0.0	0.0	44	29437
REV® 22BHR43™	252.7	240.9	•	15.3	0.0	0.0	51	30533
BH 8700SS	251.2	250.3	•	17.1	0.0	0.0	42	32407
Progeny PGY EXP14SS	249.8	•	•	16.4	0.0	0.0	42	32720
Armor 1555PRO2	249.4	•	•	16.4	0.0	0.0	36	32097
Progeny PGY 4114VT2P	248.8	•	•	14.6	0.0	0.0	46	31055
REV® 18BHR84™	248.4	248.1	•	15.0	0.0	0.0	41	31784
AgriGold A6573VT2RIB	246.6	•	•	15.0	0.0	0.0	37	31784
MorCorn XP-605G-S.Stax	245.5	•	•	16.1	0.0	0.0	42	33035
MorCorn MC4344G-VT2PRIB	245.3	247.1	235.2	15.0	0.0	0.0	46	30013
LG5618STXRIB	244.0	•	•	16.1	0.0	0.0	40	33347
Armor AXT3111	243.7	•	•	15.2	0.0	0.0	41	33973
Mycogen MYCX13751	240.6	•	•	16.2	0.0	0.0	49	34368
Armor 1314PRO2	238.8	•	•	15.3	0.0	0.0	38	30221
AgriGold A6559VT2RIB	238.3	•	•	15.3	0.0	0.0	45	29596
Augusta 5566GTCBLLC	238.2	•	•	18.0	0.0	0.0	40	29203
Armor 1616PRO3	237.8	•	•	16.3	0.0	0.0	45	30742
Armor AXT4116PRO3	237.5	•	•	15.9	0.0	0.0	48	28449
Dyna-Gro D56VC46	237.2	249.0	•	17.2	0.0	0.0	43	32722
BH 8650VTTP	236.3	•	•	16.3	0.0	0.0	50	32618
Hoegemeyer 8408 AM	233.5	•	•	16.1	0.0	0.0	44	31784
Armor 1330	232.8	•	•	15.3	0.0	0.0	45	29124
Armor 1550PRO2	232.6	239.0	•	15.9	0.0	0.0	40	31704
Augusta 6866GTCBLLC	232.1	•	•	16.9	0.0	0.0	48	31888
NK N79Z-3111 Brand	231.1	•	•	17.4	0.0	0.0	47	29906
Armor AXT4113	230.4	•	•	15.2	0.0	0.0	41	30638
Armor AXC2108	229.3	•	•	14.2	0.0	0.0	44	29765
MorCorn XP-606G-DGVT2P	226.6	•	•	15.3	0.0	0.0	43	29908
Armor 1262PRO2	223.9	233.7	219.7	15.1	0.0	0.0	45	31367
Augusta 5565VT2 PRO	222.9	•	•	16.2	0.0	0.0	40	28137
Armor 0700PRO2	220.0	228.9	•	14.6	0.0	0.0	41	29492
REV® 17HR73™	211.9	224.4	•	15.0	0.0	0.0	44	32097
GRAND MEAN	254.7	•	•	16.0	0.0	0.0	45	32162
LSD (5%)	17.8	•	•	0.5	•	•	•	3111
C.V.	5.2	•	•	2.5	•	•	•	7

Table 8. Performance of Irrigated Corn Hybrids, Rohwer, Ark., 2014, continued.

Brand/Hybrid	Yield (bu./A)	2-Year¹ Avg. (bu./A)	3-Year² Avg. (bu./A)	Grain Moisture (%)	Root³ Lodging	Stalk³ Lodging	Ear Height (in.)	Plants Per Acre
<u>Mid- to Full-Season</u>								
Pioneer P2089YHR	289.6	•	•	18.0	0.0	0.0	53	32983
MorCorn XP-609RR2	276.3	•	•	16.0	0.0	0.0	55	30025
Pioneer P1794VYHR	276.1	•	•	16.9	0.0	0.0	50	33374
Mycogen MYCX13809	267.6	•	•	18.7	0.0	0.0	56	36642
REV® 28HR20™	267.2	264.9	255.1	17.1	0.0	0.0	57	29622
AgriGold A6687VT2PRO	264.0	259.2	•	16.3	0.0	0.0	49	32436
Croplan 8621VT2P	263.5	261.4	•	15.8	0.0	0.0	54	35567
Dyna-Gro D57VP51	263.2	260.7	244.5	16.2	0.0	0.0	49	32358
Mycogen MYCX13810	262.2	•	•	18.8	0.0	0.0	56	37047
MorCorn XP-608G-VT3P	261.7	•	•	16.6	0.0	0.0	54	32436
Delta Grow 2888GTCBLLBL	261.6	•	•	17.6	0.0	0.0	53	34594
Armor AXC3117A	260.6	•	•	16.9	0.0	0.0	57	32436
REV® 27HR83™	260.4	248.5	233.5	16.2	0.0	0.0	56	32201
Pioneer P1739YHR	260.3	•	•	17.1	0.0	0.0	52	30951
Croplan 7927VT3P	260.2	•	•	16.3	0.0	0.0	53	36031
MorCorn XP-610G-VT2P	259.5	•	•	17.5	0.0	0.0	47	29700
Mycogen 2D848	259.3	257.9	•	18.4	0.0	0.0	53	35406
Dyna-Gro D57VP75	259.0	249.1	•	16.6	0.0	0.0	56	30638
Davis 3117VT3P	258.9	•	•	16.9	0.0	0.0	57	32748
Golden Acres 27V01	257.0	256.9	243.0	16.5	0.0	0.0	48	33608
REV® 28R10™	256.3	255.7	242.0	17.1	0.0	0.0	57	28450
AgriGold A6719VT2PRO	254.2	•	•	16.6	0.0	0.0	56	29857
Delta Grow 3660GTCBLLBL	253.3	•	•	17.9	0.0	0.0	56	31576
NK N83D-3000GT Brand	253.1	•	•	19.4	0.0	0.0	57	30058
Augusta 7768GT3110	252.9	•	•	18.8	0.0	0.0	55	30013
DEKALB DKC 68-92 GENVT2P	252.2	•	•	16.6	0.0	0.0	47	30162
Golden Acres 7672	251.1	•	•	17.1	0.0	0.0	53	31155
Armor 1880PRO2	249.2	247.4	237.1	16.4	0.0	0.0	51	30716
Armor AXC4119PRO2	246.1	•	•	17.3	0.0	0.0	47	30091
LG5717VT2PRO	245.3	•	•	16.6	0.0	0.0	51	30247
Progeny PGY 4117VT3P	244.0	•	•	16.5	0.0	0.0	53	31420
MorCorn XP-607G-VT3P	243.5	•	•	16.8	0.0	0.0	49	31029
Mycogen 2H877	242.7	•	•	18.9	0.0	0.0	55	34858
DEKALB DKC 69-29 GENVT3P	235.6	251.7	•	17.0	0.0	0.0	48	31576
Armor AXC3117	234.9	•	•	16.5	0.0	0.0	52	29856
NK N79T-3111 Brand	231.9	•	•	17.2	0.0	0.0	49	27452
Augusta 7767VT2 PRO	230.9	257.3	•	16.7	0.0	0.0	50	31576
GRAND MEAN	255.8	•	•	17.1	0.0	0.0	53	31916
LSD (5%)	17.1	•	•	0.6	•	•	•	1843
C.V.	5.7	•	•	3.0	•	•	•	5

¹ Average yield for 2013 and 2014.² Average yield for 2012, 2013, and 2014.³ Average number of plants per hybrid.

Table 8. Performance of Irrigated Corn Hybrids, Rohwer, Ark., 2014, continued.

Soil Series:	Rilla silt loam	Sidedress Fertilizer:	125 lb/A N, May 12 125 lb/A N, June 3
Soil pH:	6.8	Herbicide Application(s):	Dual II Magnum + Atrazine + Roundup PowerMax, April 18 Callisto + Atrazine, June 6
Previous Crop:	Soybean	Harvest Date:	September 13
Row Width:	38"		
Planting Date:	April 17		
Irrigation Dates:	June 20, 26 July 2, 15, 23, 30 August 7		

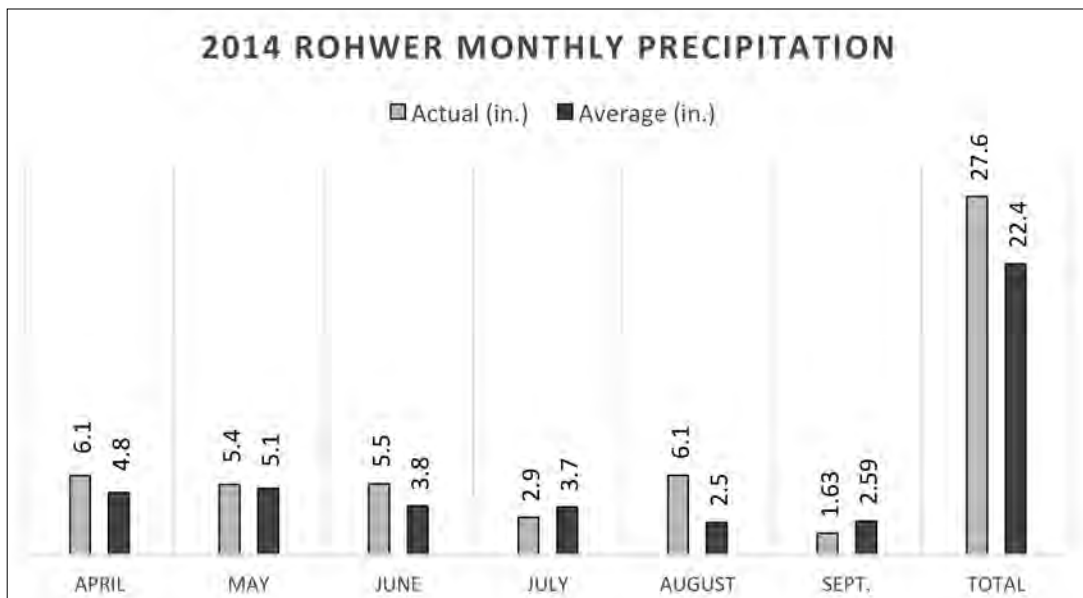


Table 9. Performance of Irrigated Corn Hybrids, Bell Farming Company, Des Arc, Ark., 2014.

Brand/Hybrid	Yield (bu./A)	2-Year¹ Avg. (bu./A)	3-Year² Avg. (bu./A)	Grain Moisture (%)	Root³ Lodging	Stalk³ Lodging	Ear Height (in.)	Tip⁴ Cover
<u>Early- to Mid-Season Hybrids</u>								
REV® 24BHR93™	268.5	274.9	•	19.1	0.0	0.0	56	1
BH 8732VTTP	259.8	•	•	17.1	0.0	0.0	55	3
MorCorn XP-604G-DGVT2P	259.7	•	•	17.8	0.0	0.0	48	2
REV® 22BHR43™	255.5	249.6	•	18.3	0.0	2.0	48	2
BH 8735VT2P	255.2	•	•	19.1	0.0	3.0	54	1
REV® 23BHR55™	253.3	•	•	18.3	0.0	3.0	53	2
Pioneer P1637VYHR	252.1	•	•	17.3	0.0	10.0	59	3
DEKALB DKC 66-97 GENVT2P	251.3	244.1	•	18.4	0.0	2.0	42	1
Dyna-Gro D55QC73	251.2	•	•	19.4	0.0	0.0	51	2
LG5701VT2RIB	247.3	•	•	18.5	0.0	4.0	46	2
Hoegemeyer 8652 AM	245.9	•	•	20.5	0.0	2.0	50	2
REV® 26BHR50™	245.6	255.1	•	22.4	0.0	2.0	48	1
BH 8660VTTP	243.3	246.3	•	19.6	0.0	0.0	46	1
Davis 3312VT2P	238.3	•	•	17.3	0.0	2.0	51	2
Pioneer P1319HR	237.8	254.0	•	18.6	0.0	1.0	52	1
Golden Acres G4598	236.7	247.6	•	16.4	0.0	0.0	42	3
Armor 1330	232.8	•	•	16.6	0.0	0.0	42	3
DEKALB DKC 66-87 GENVT2P	232.6	248.9	•	19.3	0.0	7.0	48	1
Delta Grow 2863GTCBLLBL	232.1	•	•	22.0	0.0	13.0	52	2
Croplan 7087VT2P	231.5	•	•	18.3	0.0	3.0	44	2
Armor AXT4116PRO3	228.4	•	•	18.3	0.0	6.0	48	1
Armor AXT3111	227.1	•	•	17.0	0.0	0.0	39	2
NK N79Z-3111 Brand	226.0	•	•	19.6	0.0	4.0	52	2
DEKALB DKC 62-08 GENSS	225.3	233.5	•	16.5	0.0	3.0	50	1
Armor 1616PRO3	223.6	•	•	18.8	0.0	2.0	42	1
AgriGold A6559VT2RIB	220.2	•	•	16.3	0.0	1.0	49	2
Hoegemeyer 8408 AM	219.3	•	•	18.3	0.0	0.0	44	2
LG5638VT2PRO	219.0	•	•	17.7	0.0	3.0	41	2
REV® 18BHR84™	218.6	237.4	•	16.9	0.0	9.0	47	1
Augusta 6866GTCBLLC	218.5	•	•	18.8	0.0	1.0	43	1
AgriGold A6499VT2RIB	218.3	•	•	17.3	0.0	5.0	44	1
NK N78S-3111 Brand	217.8	232.2	231.3	17.1	0.0	6.0	49	2
Dyna-Gro D55VP77	217.4	234.6	•	17.9	0.0	4.0	42	1
Golden Acres G6611	217.2	234.6	•	20.0	0.0	1.0	49	1
Armor 1414	217.0	•	•	17.6	0.0	0.0	53	2
MorCorn MC4354G-VT2PRIB	215.7	•	•	17.0	0.0	0.0	38	3
Progeny PGY 4114VT2P	213.8	•	•	17.8	0.0	1.0	44	3
Augusta 5566GTCBLLC	212.9	•	•	21.4	0.0	3.0	45	2
DEKALB DKC 64-69 GENVT3P	212.8	227.8	•	16.3	0.0	2.0	48	1
MorCorn MC4344G-VT2PRIB	212.5	229.4	225.2	16.9	0.0	0.0	50	1
Mycogen 2J794	211.7	217.9	•	19.1	0.0	2.0	50	1
AgriGold A6574STX	211.6	•	•	19.3	0.0	4.0	44	1
AgriGold A6659VT2RIB	211.6	•	•	19.2	0.0	2.0	47	2
Armor AX3114	211.2	•	•	18.1	0.0	3.0	45	2
REV® 25BHR44™	211.0	233.5	•	18.2	0.0	2.0	51	2

Table 9. Performance of Irrigated Corn Hybrids, Bell Farming Company, Des Arc, Ark., 2014, continued.

Brand/Hybrid	Yield (bu./A)	2-Year¹ Avg. (bu./A)	3-Year² Avg. (bu./A)	Grain Moisture (%)	Root³ Lodging	Stalk³ Lodging	Ear Height (in.)	Tip⁴ Cover
<u>Early- to Mid-Season Hybrids Continued</u>								
Mycogen 2Y744	210.7	•	•	16.2	0.0	3.0	40	1
Dyna-Gro D56VC46	210.4	226.7	•	18.7	0.0	4.0	43	1
LG5618STXRIB	209.8	•	•	18.3	0.0	2.0	45	1
Golden Acres 26V21	209.6	224.2	216.8	19.9	0.0	7.0	43	1
Mycogen 2C797	208.6	•	•	16.4	0.0	12.0	45	1
Progeny PGY 4115VT2P	208.6	•	•	18.2	0.0	4.0	42	1
MorCorn XP-605G-S.Stax	208.5	•	•	19.5	0.0	0.0	44	1
BH 8650VTTP	208.4	•	•	19.2	0.0	0.0	50	1
MorCorn XP-606G-DGVT2P	206.4	•	•	17.3	0.0	1.0	43	1
Armor 1262PRO2	206.0	235.5	229.4	17.4	0.0	2.0	36	2
AgriGold A6517VT3PRIB	205.0	227.2	•	17.4	0.0	13.0	46	1
Golden Acres G5531	202.1	217.8	218.6	18.0	0.0	5.0	40	1
Armor AXT4113	200.6	•	•	16.8	0.0	0.0	46	3
Mycogen 2V777	200.4	213.8	•	16.4	0.0	8.0	44	2
Progeny PGY EXP14SS	200.1	•	•	17.8	0.0	1.0	43	1
Dyna-Gro D52VC91	198.8	217.2	•	18.1	0.0	3.0	47	2
BH 8700SS	198.2	225.2	•	18.8	0.0	1.0	38	2
Progeny PGY 5115VT2P	198.1	•	•	17.9	0.0	13.0	40	1
Armor AXC2108	196.9	•	•	15.7	0.0	6.0	42	2
Augusta 5565VT2 PRO	195.6	•	•	17.7	0.0	3.0	38	2
Mycogen 2C786	195.5	217.3	•	17.4	0.0	0.0	47	2
Dyna-Gro D54VP81	194.3	223.5	•	18.2	0.0	7.0	44	1
Croplan 6640VT3P	194.1	229.6	230.6	17.5	0.0	6.0	44	1
Armor 1555PRO2	193.3	•	•	18.6	0.0	5.0	39	3
AgriGold A6501VT2RIB	191.9	•	•	17.7	0.0	8.0	37	2
Armor 1314PRO2	187.2	•	•	16.4	0.0	1.0	37	2
REV® 17HR73™	186.6	214.9	•	15.8	0.0	1.0	43	1
Mycogen 2Y816	186.4	205.8	•	19.6	0.0	7.0	53	1
Armor 1550PRO2	186.2	220.8	•	18.1	0.0	1.0	42	3
Mycogen MYCX13751	182.1	•	•	17.4	0.0	2.0	40	2
AgriGold A6573VT2RIB	178.8	•	•	17.5	0.0	12.0	42	1
Armor 0700PRO2	175.2	203.3	•	15.5	0.0	7.0	48	1
Mycogen 2V714	168.8	192.0	•	15.8	0.0	11.0	54	3
GRAND MEAN	216.3	•	•	18.0	0.0	3.5	46	2
LSD (5%)	21.6	•	•	1.1	•	5.2	•	•
C.V.	7.4	•	•	4.7	•	•	•	•

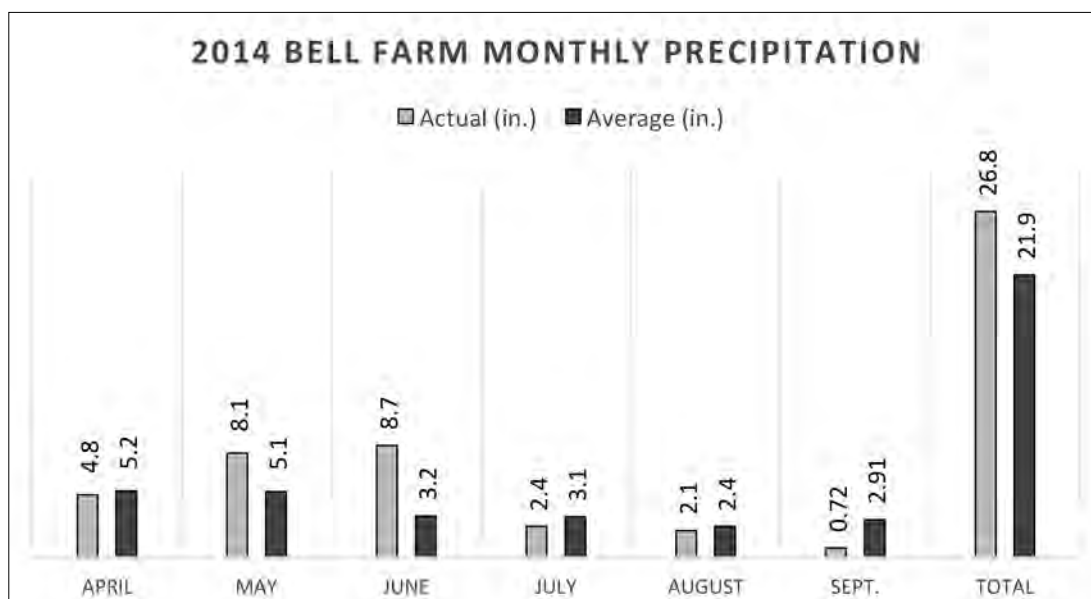
Table 9. Performance of Irrigated Corn Hybrids, Bell Farming Company, Des Arc, Ark., 2014, continued.

Brand/Hybrid	Yield (bu./A)	2-Year¹ Avg. (bu./A)	3-Year² Avg. (bu./A)	Grain Moisture (%)	Root³ Lodging	Stalk³ Lodging	Ear Height (in.)	Tip⁴ Cover
<u>Mid- to Full-Season Hybrids</u>								
Davis 3117VT3P	253.9	•	•	18.6	0.0	0.0	50	3
Delta Grow 2888GTCBLLBL	241.1	•	•	20.5	0.0	1.0	48	1
REV® 28R10™	232.0	261.2	242.2	19.4	0.0	2.0	48	1
Pioneer P1739YHR	231.2	•	•	18.6	0.0	0.0	48	3
Pioneer P1794VYHR	230.9	•	•	19.9	0.0	4.0	49	1
REV® 28HR20™	229.6	257.0	238.4	19.8	0.0	1.0	50	2
Croplan 7927VT3P	228.7	•	•	18.0	0.0	0.0	52	2
MorCorn XP-609RR2	226.2	•	•	17.4	0.0	2.0	50	2
REV® 27HR83™	221.8	245.2	229.3	19.8	0.0	0.0	57	2
Armor 1880PRO2	221.4	232.2	223.4	19.4	0.0	0.0	47	2
Pioneer P2089YHR	221.0	•	•	19.0	0.0	6.0	51	2
AgriGold A6719VT2PRO	220.9	•	•	19.2	0.0	3.0	49	1
Augusta 7768GT3110	219.6	•	•	21.6	0.0	10.0	52	3
Dyna-Gro D57VP75	219.5	246.6	•	19.1	0.0	1.0	50	2
MorCorn XP-608G-VT3P	217.6	•	•	18.4	0.0	2.0	52	3
Augusta 7767VT2 PRO	212.8	228.7	•	19.1	0.0	1.0	42	2
Armor AXC3117A	212.4	•	•	20.2	0.0	5.0	53	3
AgriGold A6687VT2PRO	211.7	234.5	•	19.0	0.0	0.0	42	1
MorCorn XP-610G-VT2P	208.1	•	•	19.7	0.0	4.0	42	1
Mycogen 2D848	204.3	223.9	•	22.9	0.0	1.0	48	1
LG5717VT2PRO	204.2	•	•	18.9	0.0	7.0	51	1
Dyna-Gro D57VP51	204.1	220.8	221.8	19.3	0.0	2.0	46	2
Croplan 8621VT2P	201.1	233.8	•	17.9	0.0	5.0	46	3
NK N83D-3000GT Brand	200.7	•	•	21.1	0.0	2.0	42	2
DEKALB DKC 69-29 GENVT3P	200.2	209.7	•	20.1	0.0	5.0	45	3
DEKALB DKC 68-92 GENVT2P	198.0	•	•	18.6	0.0	3.0	47	1
MorCorn XP-607G-VT3P	197.6	•	•	19.3	0.0	4.0	44	1
Progeny PGY 4117VT3P	197.4	•	•	18.0	0.0	2.0	43	1
NK N79T-3111 Brand	192.5	•	•	18.9	0.0	1.0	45	1
Mycogen MYCX13809	189.9	•	•	23.4	0.0	1.0	49	2
Armor AXC3117	189.2	•	•	18.5	0.0	0.0	46	2
Mycogen MYCX13810	187.5	•	•	22.1	0.0	6.0	45	1
Mycogen 2H877	186.7	•	•	20.3	0.0	2.0	43	1
Armor AXC4119PRO2	185.0	•	•	20.1	0.0	12.0	42	1
Golden Acres 7672	184.4	•	•	20.5	0.0	10.0	48	1
Delta Grow 3660GTCBLLBL	182.8	•	•	19.6	0.0	1.0	41	1
Golden Acres 27V01	172.7	210.4	209.0	18.4	0.0	13.0	44	2
GRAND MEAN	209.1	•	•	19.6	0.0	3.3	47	2
LSD (5%)	24.0	•	•	1.2	•	4.3	•	•
C.V.	8.4	•	•	4.5	•	•	•	•

¹ Average yield for 2013 and 2014.² Average yield for 2012, 2013, and 2014.³ Average number of plants per hybrid.⁴ Tip cover was rated as good (1), average (2), or poor (3). A rating of good was given when husks reached well beyond the end of the ear and fitted tightly. A rating of average was given when the husks reached the tip of the ear or fitted loosely. A rating of poor was given when ears were open to the weather.

Table 9. Performance of Irrigated Corn Hybrids, Bell Farming Company, Des Arc, Ark., 2014, continued.

Soil Series:	Calhoun silt loam	Preplant Fertilizer:	140 units N, 100 units P 120 units K, 48 units S	} April 22
Previous Crop:	Corn	Sidedress Fertilizer:	25 gal/A 32% N, May 24 75 lb/A DAP + 75 lb/A Ammonium Sulfate flown on May 26 100 lb/A urea with Agrotain flown on June 16	
Row Width:	30"	Herbicide Application(s):	Steadfast + Atrazine + Choice + Herbimax + Impact, May 24	
Planting Date:	April 23	Harvest Date:	September 9	
Irrigation Dates:	July 8, 20 August 1			



Participants and Entries
2014 Grain Sorghum Tests

Company

Hybrids

Armor Seed, LLC
183 Pennsylvania Ave.
Waldenburg, AR 72475

Armor 3108
Armor 3197R
Armor AXM11043
Armor AXM12423
Armor AXM68653
Armor AXM8041
Armor AXM9010
Armor AXM9033
Armor AXM9043
Armor AXM9058
Armor AXM91743
Armor AXM9813
Armor LSB50

B-H Genetics
5933 FM1157
Ganado, TX 77962

BH 3822
BH 4100

Chromatin, Inc.
403 S. Monroe
New Deal, TX 79363

Sorghum Partners K73-J6
Sorghum Partners KS585
Sorghum Partners KS735
Sorghum Partners NK5418
Sorghum Partners NK6638
Sorghum Partners NK7633
Sorghum Partners NK7829
Sorghum Partners NK8817
Sorghum Partners NK8828
Sorghum Partners SP6929
Sorghum Partners SP7868
Sorghum Partners SPX16613
Sorghum Partners SPX3401
Sorghum Partners SPX3678
Sorghum Partners SPX3680
Sorghum Partners X445
Sorghum Partners X446
Sorghum Partners X840

Participants and Entries
2014 Grain Sorghum Tests, Continued

<u>Company</u>	<u>Hybrids</u>
Crop Production Services 1673 N. US Hwy 61 Portageville, MO 63873	Dyna-Gro 765B Dyna-Gro GX13231 Dyna-Gro M75GB39 Dyna-Gro M77GB52 Dyna-Gro M77GR61
Dupont Pioneer 59 Greif Parkway, Suite 200 Delaware, OH 43015	Pioneer 83P99 Pioneer 84P80
Monsanto Company 800 N. Lindbergh Blvd. St. Louis, MO 63167	DEKALB DKS51-01 DEKALB DKS53-53
Terral Seed, Inc. P. O. Box 826 Lake Providence, LA 71254	REV® RV 9562™ REV® RV 9782™ REV® RV 9883™ REV® RV 9924™

Participants and Entries
2014 Corn Tests

Company

Hybrids

AgriGold Hybrids
5381 Akin Rd
St. Francisville, IL 62460

AgriGold A6499VT2RIB
AgriGold A6501VT2RIB
AgriGold A6517VT3PRIB
AgriGold A6559VT2RIB
AgriGold A6573VT2RIB
AgriGold A6574STX
AgriGold A6659VT2RIB
AgriGold A6687VT2PRO
AgriGold A6719VT2PRO

Armor Seed
P.O. Box 178
Fisher, AR 72429

Armor 0700PRO2
Armor 1262PRO2
Armor 1314PRO2
Armor 1330
Armor 1414
Armor 1550PRO2
Armor 1555PRO2
Armor 1616PRO3
Armor 1880PRO2
Armor AXC2108
Armor AXC3114
Armor AXC3117
Armor AXC3117A
Armor AXC4119PRO2
Armor AXT3111
Armor AXT4113
Armor AXT4116PRO3

Augusta Seed Coop.
P.O. Box 899
Verona, VA 24482

Augusta 5565VT2 PRO
Augusta 5566GTCBLLC
Augusta 6866GTCBLLC
Augusta 7767VT2 PRO
Augusta 7768GT3110

B-H Genetics
5933 FM 1157
Ganado, TX 77962

BH 8650VTTP
BH 8660VTTP
BH 8700SS
BH 8732VTTP
BH 8735VT2P

**Participants and Entries
2014 Corn Tests, Continued**

<u>Company</u>	<u>Hybrids</u>
Crop Production Services 1673 N. US Hwy 61 Portageville, MO 63873	Dyna-Gro D52VC91 Dyna-Gro D54VP81 Dyna-Gro D55QC73 Dyna-Gro D55VP77 Dyna-Gro D56VC46 Dyna-Gro D57VP51 Dyna-Gro D57VP75
Davis Seed Company 20847 Highway J5T Moravia, IA 52571	Davis 3117VT3P Davis 3312VT2P
Delta Grow Seed P.O. Box 219 England, AR 72046	Delta Grow 2863GTCBLLBL Delta Grow 2888GTCBLLBL Delta Grow 3660GTCBLLBL
Dupont Pioneer 59 Greif Parkway, Suite 200 Delaware, OH 43015	Pioneer P1319HR Pioneer P1637VYHR Pioneer P1739YHR Pioneer P1794VYHR Pioneer P2089YHR
Golden Acres Genetics P.O. Box 579 Buchanan Dam, TX 78609	Golden Acres 26V21 Golden Acres 27V01 Golden Acres 7672 Golden Acres G4598 Golden Acres G5531 Golden Acres G6611
Hoegemeyer Hybrids / R&R Agronomics 119 NW 400th Rd Warrensburg, MO 64093	Hoegemeyer 8408 AM Hoegemeyer 8652 AM
Land O'Lakes - Winfield Solutions, LLC 4990 County Road 583 Blytheville, AR 72315	Croplan 6640VT3P Croplan 7087VT2P Croplan 7927VT3P Croplan 8621VT2P

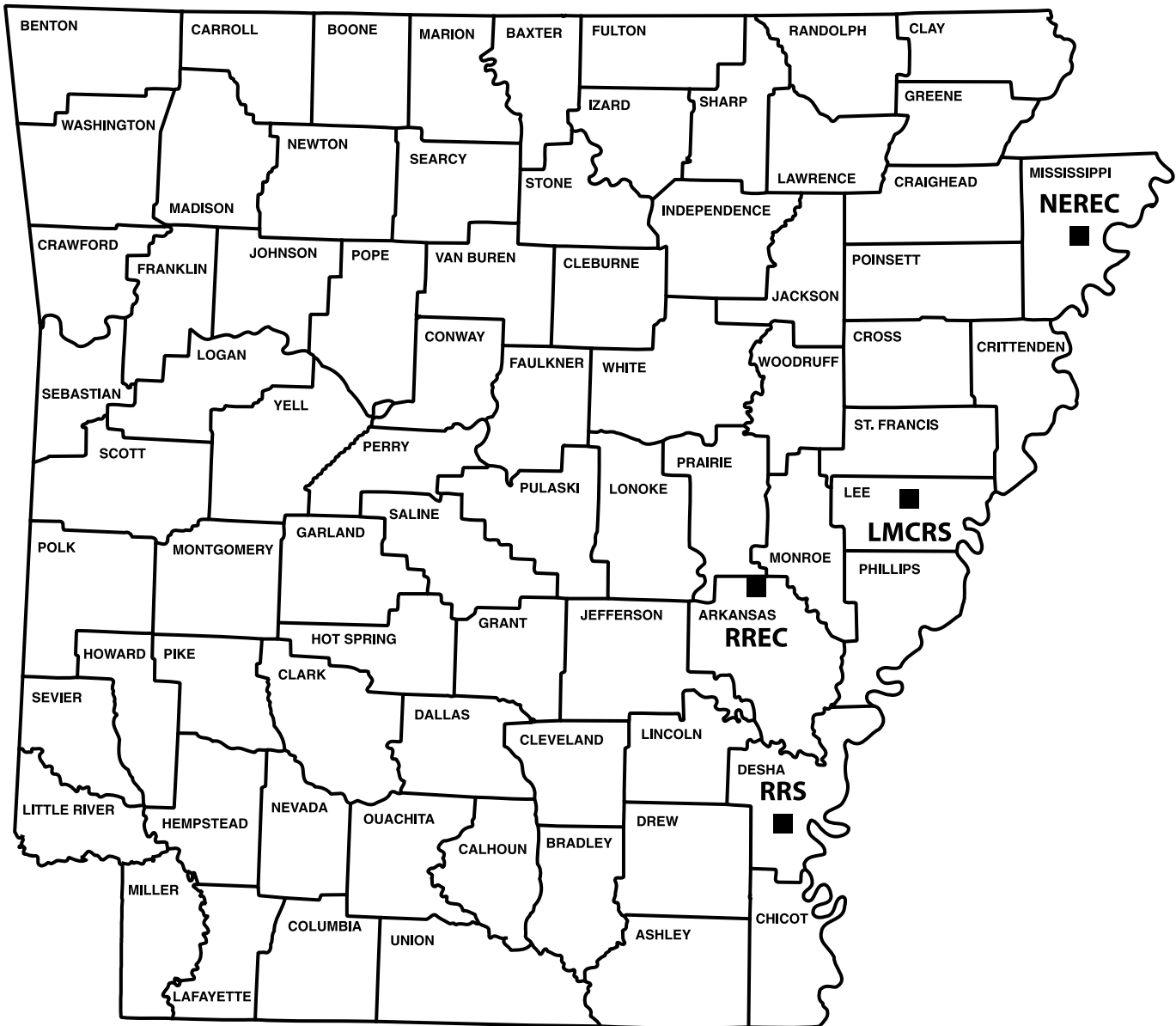
**Participants and Entries
2014 Corn Tests, Continued**

<u>Company</u>	<u>Hybrids</u>
LG Seeds Inc. 22827 Shissler Rd. Elmwood, IL 61529	LG5618STXRIB LG5638VT2PRO LG5701VT2RIB LG5717VT2PRO
MFA Inc. 201 Ray Young Dr. Columbia, MO 65201	MorCorn MC4344G-VT2PRIB MorCorn MC4354G-VT2PRIB MorCorn XP-604G-DGVT2P MorCorn XP-605G-S.Stax MorCorn XP-606G-DGVT2P MorCorn XP-607G-VT3P MorCorn XP-608G-VT3P MorCorn XP-609RR2 MorCorn XP-610G-VT2P
Monsanto Company 800 N. Lindbergh Blvd. St. Louis, MO 63167	DEKALB DKC 62-08 GENSS DEKALB DKC 64-69 GENVT3P DEKALB DKC 66-87 GENVT2P DEKALB DKC 66-97 GENVT2P DEKALB DKC 68-92 GENVT2P DEKALB DKC 69-29 GENVT3P
Mycogen Seed 107 Meritt Cove Marion, AR 72364	Mycogen 2C786 Mycogen 2C797 Mycogen 2D848 Mycogen 2H877 Mycogen 2J794 Mycogen 2V714 Mycogen 2V777 Mycogen 2Y744 Mycogen 2Y816 Mycogen MYCX13751 Mycogen MYCX13809 Mycogen MYCX13810
Progeny Ag Products 1529 Highway 193 Wynne, AR 72396	Progeny 4114VT2P Progeny 4115VT2P Progeny 5115VT2P Progeny 4117VT3P Progeny EXP14SS

Participants and Entries
2014 Corn Tests, Continued

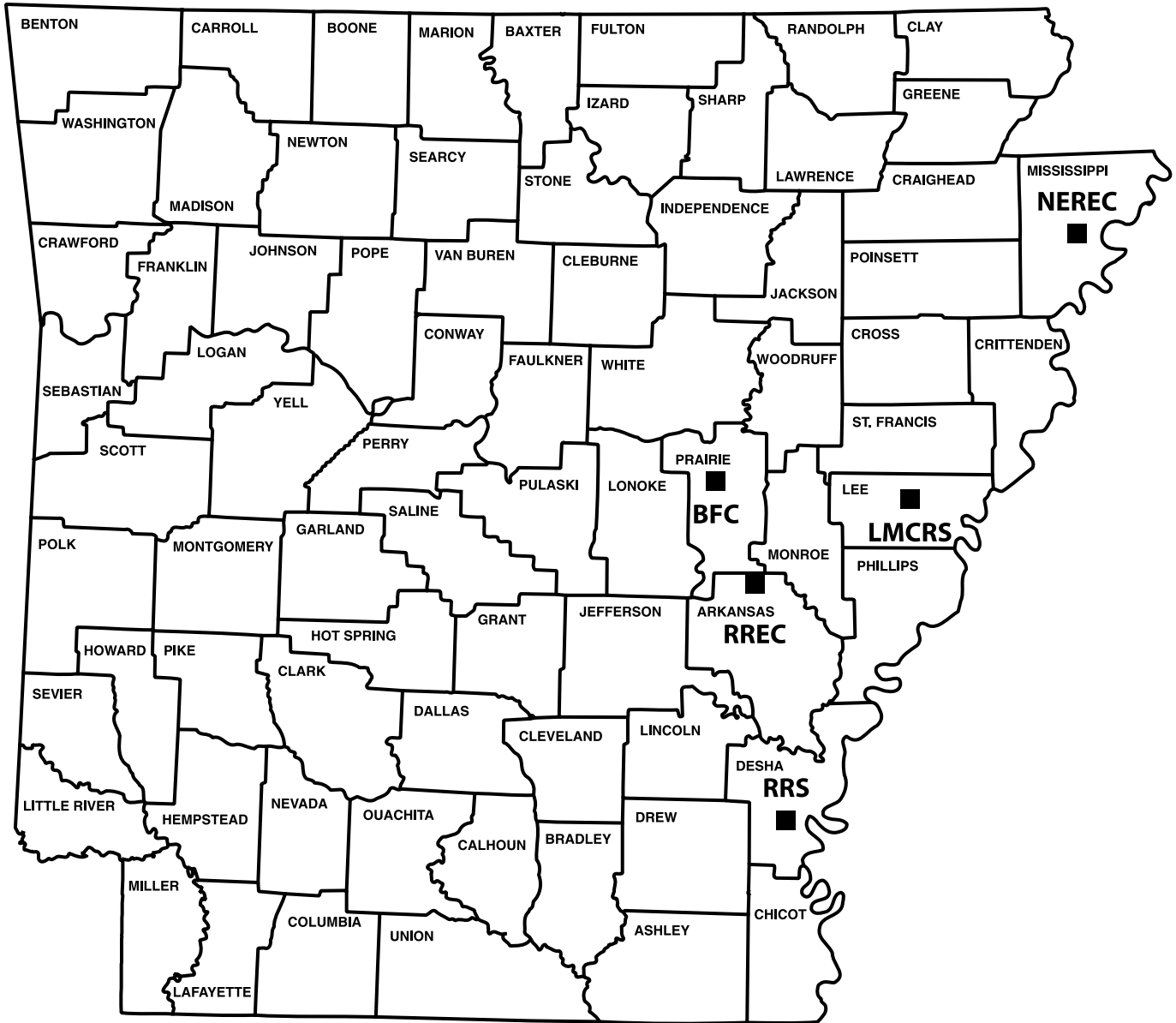
<u>Company</u>	<u>Hybrids</u>
Syngenta Seeds 27 Kelly Court Cabot, AR 72023	NK N78S-3111 Brand NK N79T-3111 Brand NK N79Z-3111 Brand NK N83D-3000GT Brand
Terral Seed, Inc. P. O. Box 826 Lake Providence, LA 71254	REV® 17HR73™ REV® 18BHR84™ REV® 22BHR43™ REV® 23BHR55™ REV® 24BHR93™ REV® 25BHR44™ REV® 26BHR50™ REV® 27HR83™ REV® 28HR20™ REV® 28R10™

GRAIN SORGHUM TEST LOCATIONS



- LMCRS** - Lon Mann Cotton Research Station, Marianna, Arkansas
- NEREC** - Northeast Research and Extension Center, Keiser, Arkansas
- RREC** - Rice Research and Extension Center, Stuttgart, Arkansas
- RRS** - Rohwer Research Station, Rohwer, Arkansas

CORN TEST LOCATIONS



- BFC** - Bell Farming Company, Des Arc, Arkansas
- LMCRS** - Lon Mann Cotton Research Station, Marianna, Arkansas
- NEREC** - Northeast Research and Extension Center, Keiser, Arkansas
- RREC** - Rice Research and Extension Center, Stuttgart, Arkansas
- RRS** - Rohwer Research Station

UofA

DIVISION OF AGRICULTURE
RESEARCH & EXTENSION

University of Arkansas System