

12-1-2014

Arkansas Soybean Performance Tests 2014

R. D. Bond

University of Arkansas, Fayetteville

D. G. Dombek

University of Arkansas, Fayetteville

J. A. Still

University of Arkansas, Fayetteville

Follow this and additional works at: <https://scholarworks.uark.edu/aaesser>

 Part of the [Agricultural Science Commons](#), [Agronomy and Crop Sciences Commons](#), [Botany Commons](#), and the [Horticulture Commons](#)

Recommended Citation

Bond, R. D.; Dombek, D. G.; and Still, J. A., "Arkansas Soybean Performance Tests 2014" (2014). *Research Series*. 32.
<https://scholarworks.uark.edu/aaesser/32>

This Report is brought to you for free and open access by the Arkansas Agricultural Experiment Station at ScholarWorks@UARK. It has been accepted for inclusion in Research Series by an authorized administrator of ScholarWorks@UARK. For more information, please contact scholar@uark.edu, ccmiddle@uark.edu.

Arkansas Soybean Performance Tests

2014



R.D Bond • D.G. Dombek • J.A. Still

UofA

**DIVISION OF AGRICULTURE
RESEARCH & EXTENSION**

University of Arkansas System

ARKANSAS AGRICULTURAL EXPERIMENT STATION

December 2014

Research Series 622

This publication is available on the internet at: <http://arkansasagnews.uark.edu/1356.htm> and at www.arkansasvarietytesting.com

Cover photo credit: University of Arkansas System Division of Agriculture.

Technical editing and cover design by Gail Halleck

Arkansas Agricultural Experiment Station, University of Arkansas System Division of Agriculture, Fayetteville. Mark J. Cochran, Vice President for Agriculture; Clarence E. Watson, Associate Vice-President for Agriculture–Research and Director, AAES. PMC750/InddCS6.
The University of Arkansas System Division of Agriculture follows a nondiscriminatory policy in programs and employment.
ISSN: 1941-1642 CODEN: AKAMA6

ARKANSAS SOYBEAN PERFORMANCE TESTS

2014

R.D. Bond
D.G. Dombek
J.A. Still

**Arkansas Agricultural Experiment Station
University of Arkansas System
Division of Agriculture
Fayetteville, Arkansas 72701**

ACKNOWLEDGMENTS

The contributions of the following individuals are gratefully acknowledged:

Department of Plant Pathology, University of Arkansas, Fayetteville

Bob Robbins, Professor

John Rupe, Professor

Devany Crippen, Program Associate I

University of Arkansas Agricultural Research and Extension Center, Fayetteville

J.V. Skinner, Center Director

University of Arkansas Cooperative Extension Service, Little Rock

Jeremy Ross, Extension Specialist - Soybeans

Michael Emerson, Extension Program Associate

Northeast Research and Extension Center, Keiser

F.M. Bourland, Center Director

Shawn Lancaster, Program Technician III

The Lon Mann Cotton Research Station, Marianna

Claude Kennedy, Resident Director

Matt Gregory, Program Technician I

Southeast Research and Extension Center, Monticello

Kelly Bryant, Center Director

Larry Earnest, Superintendent, Rohwer Research Station

Scott Hayes, Program Technician II, Rohwer Research Station

Rice Research and Extension Center, Stuttgart

Chuck Wilson, Center Director

Jonathan McCoy, Program Technician II

Southwest Research and Extension Center, Hope

T.L. Kirkpatrick, Professor

Kimberly Hurst-Rowe, Program Associate

Vegetable Research Station, Kibler

Dennis Motes, Resident Director

Steve Eaton, Program Associate III

CONTENTS

Introduction.....	5
Methods.....	5
Table 1. Yields of Irrigated, Early Planted, Soybean Varieties and Strains at All Locations, 2014.....	6
Table 2. Performance of Irrigated, Early Planted, Soybean Varieties and Strains, Northeast Research and Extension Center, Keiser, Ark., 2014.....	10
Table 3. Performance of Irrigated, Early Planted, Soybean Varieties and Strains, Poinsett County, near Weiner, Ark., 2014.....	15
Table 4. Performance of Irrigated, Early Planted, Soybean Varieties and Strains, Rohwer Research Station, Rohwer, Ark., 2014.....	20
Table 5. Yields of Early Maturity Group IV, Full-Season, Soybean Varieties and Strains at All Locations, 2014.....	25
Table 6. Yields of Mid Maturity Group IV, Full-Season, Soybean Varieties and Strains at All Locations, 2014.....	27
Table 7. Yields of Late Maturity Group IV, Full-Season, Soybean Varieties and Strains at All Locations, 2014.....	29
Table 8. Yields of Early Maturity Group V, Full-Season, Soybean Varieties and Strains at All Locations, 2014.....	32
Table 9. Yields of Late Maturity Group V, Full-Season, Soybean Varieties and Strains at All Locations, 2014.....	35
Table 10. Performance of Irrigated, Full-Season, Soybean Varieties and Strains, Northeast Research and Extension Center, Keiser, Ark., 2014.....	38
Table 11. Performance of Non-Irrigated, Full-Season, Soybean Varieties and Strains, Northeast Research and Extension Center, Keiser, Ark., 2014.....	46
Table 12. Performance of Irrigated, Full-Season, Soybean Varieties and Strains in Double-Crop Tests, Northeast Research and Extension Center, Keiser, Ark., 2014.....	54
Table 13. Performance of Irrigated, Full-Season, Soybean Varieties and Strains, Lon Mann Cotton Research Station, Marianna, Ark., 2014.....	62
Table 14. Performance of Irrigated, Full-Season, Soybean Varieties and Strains, Rice Research and Extension Center, near Stuttgart, Ark., 2014.....	68
Table 15. Performance of Irrigated, Full-Season, Soybean Varieties and Strains, Rohwer Research Station, Rohwer, Ark., 2014.....	76
Table 16. Performance of Irrigated, Full-Season, Soybean Varieties and Strains, Vegetable Research Station, Kibler, Ark., 2014.....	84
Participants and Entries in 2014 Soybean Tests.....	89
Location Map.....	(inside back cover)

ARKANSAS SOYBEAN PERFORMANCE TESTS¹ 2014

R.D. Bond², D.G. Dombek³, and J.A. Still⁴

INTRODUCTION

Soybean variety and strain performance tests are conducted each year in Arkansas by the University of Arkansas System Division of Agriculture Arkansas Crop Variety Improvement Program. The tests provide information to companies developing varieties and/or marketing seed within the State, and aid the Arkansas Cooperative Extension Service in formulating variety recommendations for soybean producers.

METHODS

Varieties and strains containing any herbicide tolerance trait(s) were eligible for entry into two types of tests: Early Planted Tests (EPTs) and Full-Season Tests (FSTs). Entries in the FSTs were also tested in a simulated Double-Crop test. To facilitate field operations and to allow for fairer comparisons between varieties and strains in both types of tests, entries were divided into maturity classes based on information provided by the originating company or institution. Entries in the EPTs were divided into four maturity classes. Entries in the FSTs were divided into five maturity classes. Entries in the “Early”, “Mid”, and “Late” Group IV EPTs and FSTs had relative maturities ranging from 4.0 to 4.5, 4.6 to 4.7, and 4.8 to 4.9, respectively. Entries in the Group V EPTs had relative maturities ranging from 5.0 to 5.3. Entries in the “Early” and “Late” MG V FSTs had relative maturities ranging from 5.0 to 5.3 and 5.4 to 5.9, respectively. The 2014 soybean performance tests contained 118 EPT entries and 253 FST entries.

The 2014 soybean FSTs were conducted at the Northeast Research and Extension Center (NEREC) at Keiser, the Lon Mann Cotton Research Station (LMCRS) near Marianna, the Rice Research and Extension Center (RREC) near Stuttgart, the Rohwer Research Station (RRS) near Rohwer and the Vegetable Research Station (VRS) near Kibler. The EPTs were established at the NEREC, the RRS, the

LMCRS, and at the Berger Farm, near Weiner, Ark. A test location map can be found inside the back cover.

Within each test, entries were arranged as a randomized complete block design with three or four replications. Plots in all tests were 4 or 5 rows wide depending on between-row spacing and 20-25 feet in length. Seeds were packaged for recommended planting rates and were planted with a cone planter. Specific location and cultural practice information accompany each table.

All rows of each plot were harvested for yield determination, except in the NEREC Irrigated and Non-Irrigated tests, all RREC tests, and all VRS tests where only the interior rows were harvested. Percent moisture was recorded for all harvested seed and plot weights were adjusted to 13% moisture. Plot weights of all tests were converted to yield in bushels per acre (bu/A).

Plots were visually rated for shattering and lodging. Shattering ratings were carried out on border rows according to the following scale:

- | | |
|-------------------|--------------------------|
| 1. No shattering | 4. 9-19% shattered |
| 2. 1-3% shattered | 5. 20% or more shattered |
| 3. 4-8% shattered | |

Lodging ratings were recorded on a scale from 1 to 5 based on the following criteria:

1. Almost all plants erect
2. Either all plants leaning slightly, or a few plants down
3. Either all plants leaning moderately, or 25-50% of the plants down
4. Either all plants leaning considerably, or 50-80% of the plants down
5. All plants down badly

Average plant height was recorded in inches for each plot in the first replication of each test.

Variety Testing Website

This report and other information about variety testing for corn, cotton, grain sorghum, rice, and small grains can be found at www.ArkansasVarietyTesting.com. Disease ratings that do not appear in this or other reports may also be found on this Website.

¹Use of products and trade names in this report does not constitute a guarantee or warranty of the products named and does not signify that those products are approved to the exclusion of comparable products.

²Program Associate, Arkansas Agricultural Experiment Station, University of Arkansas, Fayetteville, Ark. 72701.

³Program Director, Arkansas Agricultural Experiment Station, University of Arkansas, Fayetteville, Ark. 72701.

⁴Program Technician II, Arkansas Agricultural Experiment Station, University of Arkansas, Fayetteville, Ark. 72701.

Table 1. Yields of Irrigated, Early Planted, Soybean Varieties and Strains at All Locations, 2014^{1,2}.

Variety/Experimental Line	Herbicide	Keiser	Poinsett Co.	Rohwer	Silt Loam	All-location
	Tolerance				Average	Average
.....(bu./A).....						
<u>Early Maturity Group IV (RM 4.0 to 4.5)</u>						
Armor 43-R43	RR2	80.1	80.3	72.8	76.5	77.7
Armor 44-R08	RR2	82.1	70.4	77.5	73.9	76.7
Armor AX4390	RR2	79.5	50.7	76.8	63.8	69.0
Armor AX4410	RR2	80.6	61.4	75.1	68.2	72.4
Armor AX4430	RR2	79.9	67.8	78.1	73.0	75.3
Armor AX4440	RR2	82.8	71.5	71.1	71.3	75.2
Armor AX4450	RR2	86.2	64.0	73.8	68.9	74.6
Asgrow AG4135 GENRR2Y/SR	RR2/STS	87.8	75.3	77.1	76.2	80.1
Asgrow AG4232 GENRR2Y/SR	RR2/STS	85.0	79.0	71.7	75.3	78.5
Asgrow AG4534 GENRR2Y/SR	RR2/STS	75.4	80.5	74.9	77.7	76.9
AvDx-D514	RR1	84.8	82.5	77.3	79.9	81.5
Croplan R2C4493	RR2	83.6	71.1	79.0	75.0	77.9
Dyna-Gro 39RY43	RR2	92.8	65.4	83.3	74.4	80.5
Dyna-Gro S43RY95	RR2	82.4	80.8	77.1	79.0	80.1
HALO 4:40	LL	78.3	76.9	77.8	77.3	77.6
MorSoy Xtra 44X82	RR2	86.2	57.5	68.6	63.1	70.8
Mycogen 5N451R2	RR2	90.0	76.1	74.5	75.3	80.2
Mycogen 5N452R2	RR2	84.3	78.4	79.8	79.1	80.8
Progeny P 4211 RY	RR2	82.1	58.5	79.3	68.9	73.3
Progeny P 4440 RY	RR2	85.8	71.3	75.5	73.4	77.5
Progeny P 4510 RYS	RR2/STS	80.9	73.9	52.3	63.1	69.0
REV® 44A15™	RR2	90.8	62.2	74.5	68.4	75.8
Seedway SG 4513	RR2	83.6	86.9	77.2	82.1	82.6
USG 74F24RS	RR2/STS	87.0	75.1	78.8	76.9	80.3
USG 74F53R	RR2/STS	80.1	71.6	69.5	70.6	73.8
GRAND MEAN		83.7	71.6	74.9	73.2	76.7
LSD (5%)		7.0	10.1	8.2	9.1	8.4
C.V.		7.1	11.9	9.3	10.6	9.4

Table 1. Yields of Irrigated, Early Planted, Soybean Varieties and Strains at All Locations, 2014^{1,2}, Continued.

Variety/Experimental Line	Herbicide	Keiser	Poinsett Co.	Rohwer	Silt Loam	All-location
	Tolerance				Average	Average
.....(bu./A).....						
<u>Mid Maturity Group IV (RM 4.6 to 4.7)</u>						
Armor 46-R65	RR2	79.1	94.7	77.6	86.1	83.8
Armor 47-R13	RR2	84.8	83.7	68.8	76.2	79.1
Armor AX4460	RR2	84.5	81.8	69.1	75.4	78.5
Armor AX4470	RR2	87.5	72.9	69.6	71.3	76.7
Armor AX4471	RR2	88.7	87.6	76.3	81.9	84.2
Asgrow AG4632 GENRR2Y/SR	RR2/STS	94.0	87.2	80.5	83.8	87.2
AvDx-D613	RR1	85.9	77.2	67.5	72.3	76.9
AvDx-D714	RR1	89.0	82.8	73.0	77.9	81.6
Croplan LC4713S	LL	67.8	80.4	41.4	60.9	63.2
Croplan R2C4752S	RR2	83.2	78.5	72.0	75.2	77.9
Delta Grow DG4670GENRR2Y	RR2	86.7	87.4	74.3	80.8	82.8
Delta Grow DG4685GENRR2Y	RR2	89.1	75.3	70.8	73.1	78.4
Delta Grow DG4755GENRR2Y	RR2	79.6	84.2	81.4	82.8	81.7
Delta Grow DG4765GENRR2Y/STS	RR2/STS	78.5	85.3	67.7	76.5	77.2
Delta Grow DG4767LL/STS	LL/STS	61.4	84.8	44.2	64.5	63.4
Delta Grow DG4775GENRR2Y	RR2	81.3	70.0	67.3	68.7	72.9
Dyna-Gro S46RY85	RR2	85.6	65.5	74.2	69.9	75.1
HALO 4:76	LL	81.0	87.3	74.5	80.9	80.9
LG Seeds C4696R2	RR2	80.1	77.5	73.2	75.4	77.0
MorSoy Xtra 46X04	RR2	93.1	75.2	72.9	74.1	80.4
MorSoy Xtra 47X12	RR2/STS	81.9	96.4	79.4	87.9	85.9
Mycogen 5N478R2	RR2/STS	89.2	94.5	81.6	88.0	88.4
Progeny P 4613 RYS	RR2/STS	74.8	92.5	75.8	84.2	81.0
Progeny P 4747 RY	RR2	77.9	84.2	72.1	78.2	78.1
Progeny P 4788 RY	RR2	93.8	81.6	82.8	82.2	86.1
REV® 46R64™	RR1	81.2	62.7	76.6	69.7	73.5
REV® 47R34™	RR1	89.7	85.9	79.1	82.5	84.9
REV® 47R53™	RR1	90.8	69.2	67.8	68.5	75.9
Seedway SG 4713	RR2/STS	86.5	80.9	69.4	75.1	78.9
USG 74G74LS	LL/STS	63.3	78.5	44.4	61.5	62.1
GRAND MEAN		83.0	81.5	70.8	76.2	78.4
LSD (5%)		8.5	10.9	7.4	9.2	8.9
C.V.		8.7	11.4	8.9	10.1	9.6

Table 1. Yields of Irrigated, Early Planted, Soybean Varieties and Strains at All Locations, 2014^{1,2}, Continued.

Variety/Experimental Line	Herbicide Tolerance	Keiser	Poinsett Co.	Rohwer	Silt Loam Average	All-location Average
.....(bu./A).....						
<u>Late Maturity Group IV (RM 4.8 to 4.9) Continued</u>						
Armor 48-R66	RR2	83.7	75.4	63.1	69.2	74.1
Armor 49-R56	RR2	89.6	88.8	76.1	82.5	84.8
Armor AX4480	RR2	76.0	73.6	60.2	66.9	69.9
Armor AX4490	RR2	81.1	57.3	57.2	57.2	65.2
Asgrow AG4835 GENRR2Y/SR	RR2/STS	93.1	89.3	74.6	82.0	85.7
Asgrow AG4934 GENRR2Y/SR	RR2/STS	84.1	79.6	69.1	74.3	77.6
Croplan R2C4801S	RR2	78.3	88.5	76.6	82.6	81.2
Croplan R2C4873S	RR2	88.0	71.9	64.9	68.4	74.9
Delta Grow DG4825GENRR2Y/STS	RR2/STS	85.5	74.6	71.0	72.8	77.0
Delta Grow DG4867LL	LL	79.2	81.1	62.6	71.8	74.3
Delta Grow DG4880RR	RR1	78.1	72.6	71.0	71.8	73.9
Delta Grow DG4925GENRR2Y	RR2	84.9	65.5	62.8	64.2	71.1
Delta Grow DG4930GENRR2Y	RR2	84.5	63.9	63.5	63.7	70.6
Delta Grow DG4940RR	RR1	78.9	92.5	66.1	79.3	79.2
Delta Grow DG4967LL	LL	84.0	100.3	63.9	82.1	82.7
Delta Grow DG4970RR	RR1	83.7	82.2	72.7	77.4	79.5
Delta Grow DG4981LL/STS	LL/STS	74.8	93.8	59.0	76.4	75.8
Delta Grow DG4985GENRR2Y	RR2	84.9	89.2	65.1	77.1	79.7
Delta Grow DG4990LL	LL	75.6	102.2	63.4	82.8	80.4
Dyna-Gro S48RS53	RR2/STS	87.1	92.2	71.3	81.7	83.5
HALO 4:94	LL	73.8	93.2	63.3	78.3	76.8
HALO 4:95	LL	76.1	76.1	63.9	70.0	72.0
HALO 4:97	LL/STS	60.7	80.3	54.7	67.5	65.2
LG Seeds C4919R2	RR2	85.4	65.1	57.0	61.0	69.2
MorSoy Xtra 48X02	RR2	87.1	94.4	75.0	84.7	85.5
MorSoy Xtra 48X34	RR2/STS	84.3	64.8	59.4	62.1	69.5
MorSoy Xtra 49X54	RR2	87.4	91.4	73.4	82.4	84.1
Mycogen 5N479R2	RR2/STS	97.2	99.2	68.4	83.8	88.3
Progeny P 4848 RYS	RR2/STS	89.9	70.6	64.0	67.3	74.8
Progeny P 4850 RYS	RR2/STS	92.2	86.8	67.8	77.3	82.3
Progeny P 4900 RY	RR2	88.2	83.1	72.0	77.6	81.1
R09-4571	Conv.	72.5	75.2	62.2	68.7	69.9
REV [®] 48R22 [™]	RR1	75.6	68.4	69.2	68.8	71.1
REV [®] 48R44 [™]	RR1	92.0	73.8	68.8	71.3	78.2
REV [®] 49A14 [™]	RR2/STS	93.0	78.6	67.5	73.0	79.7
REV [®] 49A55 [™]	RR1	75.2	89.2	75.4	82.3	79.9
REV [®] 49A75 [™]	RR1	74.5	62.3	73.5	67.9	70.1
REV [®] 49L29 [™]	LL	76.7	85.2	51.8	68.5	71.2
REV [®] 49R94 [™]	RR1	87.1	86.1	76.7	81.4	83.3
REV [®] 52A94 [™]	RR2/STS	90.9	79.6	66.6	73.1	79.0
S09-6262	Conv.	77.0	86.2	64.5	75.4	75.9
S11-20356	Conv.	69.6	90.5	79.1	84.8	79.8
USG 74B83R	RR2/STS	92.2	70.8	65.3	68.0	76.1
USG 74B94RS	RR2/STS	79.7	67.4	64.9	66.2	70.7
GRAND MEAN		82.6	80.7	66.8	73.8	76.7
LSD (5%)		6.9	9.8	7.7	8.7	8.1
C.V.		7.1	10.3	9.8	10.1	9.1

Table 1. Yields of Irrigated, Early Planted, Soybean Varieties and Strains at All Locations, 2014^{1,2}, Continued.

Variety/Experimental Line	Herbicide Tolerance	Keiser	Poinsett Co.	Rohwer	Silt Loam	All-location
					Average	Average
			(bu./A).....		
<u>Maturity Group V (RM 5.0 to 5.3)</u>						
Armor 50-R44	RR2	91.5	62.1	68.1	65.1	73.9
Armor 51-R50	RR2	91.2	78.2	76.2	77.2	81.9
Armor AX4500	RR2	90.3	85.4	70.3	77.8	82.0
Croplan LC5253S	LL	84.4	98.0	60.4	79.2	81.0
Croplan R2C5103	RR2	90.0	68.7	64.7	66.7	74.5
Delta Grow DG5230GENRR2Y	RR2	86.3	82.1	64.3	73.2	77.6
Delta Grow DG5067LL	LL	89.2	109.4	70.8	90.1	89.8
Delta Grow DG5367LL	LL	84.6	90.9	64.7	77.8	80.1
HALO 5:01	LL	91.3	98.5	65.1	81.8	85.0
LG Seeds C5122R2	RR2	94.1	76.8	68.8	72.8	79.9
LG Seeds C5252R2	RR2	86.9	84.0	65.8	74.9	78.9
Progeny P 5213 RY	RR2	88.5	73.5	65.6	69.5	75.9
Progeny P 5333 RY	RR2	85.0	71.9	72.1	72.0	76.3
R05-3239	Conv.	77.0	65.4	74.7	70.0	72.4
REV® 51R53™	RR1	93.1	73.6	67.5	70.5	78.1
REV® 52R74™	RR1	78.8	56.1	64.7	60.4	66.5
REV® 53R23™	RR1	89.0	64.8	58.1	61.4	70.6
S11-20124	Conv.	98.1	108.6	73.1	90.8	93.2
USG 75J23R	RR2	93.3	75.4	63.2	69.3	77.3
GRAND MEAN		88.6	80.2	67.3	73.7	78.7
LSD (5%)		7.3	10.5	6.1	8.3	8.0
C.V.		6.9	11.0	7.6	9.3	8.5

¹Keiser = Northeast Research and Extension

Poinsett Co. = near Weiner, Ark.

Rohwer = Rohwer Research Station.

²Yields from the Marianna location were not reported due to insufficient test uniformity.

Table 2. Performance of Irrigated, Early Planted, Soybean Varieties and Strains, Northeast Research and Extension Center, Keiser, Ark., 2014.

Variety/Experimental Line	2-Year ¹ 3-Year ²		Maturity Date	Lodging Score	Shatter Score	Plant Height	
	2014	Average Average					
bu/A.....						
<u>Early Maturity Group IV (RM 4.0 to 4.5)</u>							
Dyna-Gro 39RY43	92.8	87.1	88.1	9/12	1.0	1.0	31
REV [®] 44A15 [™]	90.8	•	•	9/10	1.0	1.0	31
Mycogen 5N451R2	90.0	•	•	9/13	1.0	1.0	31
Asgrow AG4135 GENRR2Y/SR	87.8	•	•	9/05	1.0	1.0	28
USG 74F24RS	87.0	•	•	9/11	1.0	1.0	31
MorSoy Xtra 44X82	86.2	86.7	•	9/12	1.0	1.0	28
Armor AX4450	86.2	•	•	9/13	1.0	1.0	28
Progeny P 4440 RY	85.8	•	•	9/11	1.0	1.0	31
Asgrow AG4232 GENRR2Y/SR	85.0	81.3	•	9/13	1.0	1.0	28
AvDx-D514	84.8	•	•	9/13	1.0	1.0	27
Mycogen 5N452R2	84.3	•	•	9/13	1.0	1.0	32
Croplan R2C4493	83.6	•	•	9/14	1.0	1.0	28
Seedway SG 4513	83.6	•	•	9/14	1.0	1.0	31
Armor AX4440	82.8	•	•	9/11	1.0	1.0	30
Dyna-Gro S43RY95	82.4	•	•	9/14	1.0	1.0	32
Armor 44-R08	82.1	79.0	•	9/10	1.0	1.0	28
Progeny P 4211 RY	82.1	82.7	85.9	9/11	1.0	1.0	28
Progeny P 4510 RYS	80.9	84.5	84.6	9/15	1.0	1.0	28
Armor AX4410	80.6	•	•	9/10	1.0	1.0	29
USG 74F53R	80.1	•	•	9/14	1.0	1.0	31
Armor 43-R43	80.1	•	•	9/11	1.0	1.0	28
Armor AX4430	79.9	•	•	9/10	1.0	1.0	30
Armor AX4390	79.5	•	•	9/08	1.0	1.0	23
HALO 4:40	78.3	•	•	9/12	1.0	1.0	24
Asgrow AG4534 GENRR2Y/SR	75.4	•	•	9/14	1.0	1.0	28
GRAND MEAN	83.7	•	•	9/11	1.0	1.0	29
LSD (5%)	7.0	•	•	1	•	•	•
C.V.	7.1	•	•	14	•	•	•

Table 2. Performance of Irrigated, Early Planted, Soybean Varieties and Strains, Northeast Research and Extension Center, Keiser, Ark., 2014, Continued.

Variety/Experimental Line	2-Year ¹ 3-Year ²		Maturity Date	Lodging Score	Shatter Score	Plant Height
	2014	Average				
bu/A.....					
<u>Mid Maturity Group IV (RM 4.6 to 4.7)</u>						
Asgrow AG4632 GENRR2Y/SR	94.0	85.8	•	9/16	1.0	30
Progeny P 4788 RY	93.8	•	•	9/17	1.3	36
MorSoy Xtra 46X04	93.1	•	•	9/14	1.0	31
REV® 47R53™	90.8	85.1	86.2	9/14	1.0	33
REV® 47R34™	89.7	•	•	9/15	1.0	30
Mycogen 5N478R2	89.2	•	•	9/17	1.3	34
Delta Grow DG4685GENRR2Y	89.1	•	•	9/14	1.0	27
AvDx-D714	89.0	•	•	9/15	1.3	35
Armor AX4471	88.7	•	•	9/13	1.0	26
Armor AX4470	87.5	•	•	9/18	1.0	31
Delta Grow DG4670GENRR2Y	86.7	89.6	89.3	9/16	1.0	35
Seedway SG 4713	86.5	•	•	9/16	1.0	34
AvDx-D613	85.9	•	•	9/13	1.0	31
Dyna-Gro S46RY85	85.6	•	•	9/13	1.0	31
Armor 47-R13	84.8	•	•	9/19	1.3	31
Armor AX4460	84.5	•	•	9/13	1.0	31
Croplan R2C4752S	83.2	•	•	9/19	1.0	31
MorSoy Xtra 47X12	81.9	•	•	9/18	1.0	31
Delta Grow DG4775GENRR2Y	81.3	•	•	9/17	1.0	30
REV® 46R64™	81.2	•	•	9/13	1.0	33
HALO 4:76	81.0	•	•	9/15	1.0	30
LG Seeds C4696R2	80.1	•	•	9/17	1.0	30
Delta Grow DG4755GENRR2Y	79.6	•	•	9/15	1.0	32
Armor 46-R65	79.1	•	•	9/17	1.0	33
Delta Grow DG4765GENRR2Y/STS	78.5	•	•	9/17	1.0	35
Progeny P 4747 RY	77.9	•	•	9/17	1.1	28
Progeny P 4613 RYS	74.8	•	•	9/18	1.0	30
Croplan LC4713S	67.8	•	•	9/22	1.3	48
USG 74G74LS	63.3	•	•	9/22	1.3	45
Delta Grow DG4767LL/STS	61.4	•	•	9/24	1.5	46
GRAND MEAN	83.0	•	•	9/16	1.1	33
LSD (5%)	8.5	•	•	2	0.3	•
C.V.	8.7	•	•	10	25.3	•

**Table 2. Performance of Irrigated, Early Planted, Soybean Varieties and Strains,
Northeast Research and Extension Center, Keiser, Ark., 2014, Continued.**

Variety/Experimental Line	2-Year ¹ 3-Year ²		Maturity Date	Lodging Score	Shatter Score	Plant Height	
	2014	Average					Average
.....bu/A.....							
<u>Late Maturity Group IV (RM 4.8 to 4.9)</u>							
Mycogen 5N479R2	97.2	•	•	9/22	1.0	1.0	31
Asgrow AG4835 GENRR2Y/SR	93.1	•	•	9/23	1.0	1.0	32
REV [®] 49A14 [™]	93.0	•	•	9/21	1.0	1.0	34
Progeny P 4850 RYS	92.2	•	•	9/23	1.0	1.0	31
USG 74B83R	92.2	•	•	9/22	1.0	1.0	29
REV [®] 48R44 [™]	92.0	•	•	9/21	1.0	1.0	28
REV [®] 52A94 [™]	90.9	•	•	9/24	1.0	1.0	27
Progeny P 4848 RYS	89.9	•	•	9/22	1.0	1.0	31
Armor 49-R56	89.6	•	•	9/21	1.0	1.0	27
Progeny P 4900 RY	88.2	•	•	9/22	1.0	1.0	25
Croplan R2C4873S	88.0	•	•	9/23	1.0	1.0	28
MorSoy Xtra 49X54	87.4	•	•	9/23	1.0	1.0	33
MorSoy Xtra 48X02	87.1	•	•	9/20	1.0	1.0	34
REV [®] 49R94 [™]	87.1	•	•	9/21	1.0	1.0	30
Dyna-Gro S48RS53	87.1	•	•	9/21	1.0	1.0	30
Delta Grow DG4825GENRR2Y/STS	85.5	•	•	9/22	1.0	1.0	28
LG Seeds C4919R2	85.4	•	•	9/20	1.0	1.0	33
Delta Grow DG4985GENRR2Y	84.9	•	•	9/23	1.0	1.0	35
Delta Grow DG4925GENRR2Y	84.9	•	•	9/22	1.3	1.0	35
Delta Grow DG4930GENRR2Y	84.5	•	•	9/22	1.0	1.0	31
MorSoy Xtra 48X34	84.3	•	•	9/21	1.0	1.0	28
Asgrow AG4934 GENRR2Y/SR	84.1	•	•	9/21	1.0	1.0	31
Delta Grow DG4967LL	84.0	•	•	9/27	2.0	1.0	39
Delta Grow DG4970RR	83.7	•	•	9/23	2.0	1.0	34
Armor 48-R66	83.7	•	•	9/22	1.0	1.0	29
Armor AX4490	81.1	•	•	9/21	1.0	1.0	30
USG 74B94RS	79.7	•	•	9/22	1.0	1.0	30
Delta Grow DG4867LL	79.2	•	•	9/19	1.0	1.0	31
Delta Grow DG4940RR	78.9	•	•	9/26	1.0	1.0	31
Croplan R2C4801S	78.3	•	•	9/21	1.0	1.0	28
Delta Grow DG4880RR	78.1	81.1	80.8	9/22	1.3	1.0	30
S09-6262	77.0	•	•	9/22	1.0	1.0	29
REV [®] 49L29 [™]	76.7	•	•	9/26	1.5	1.0	41
HALO 4:95	76.1	•	•	9/21	1.0	1.0	31
Armor AX4480	76.0	•	•	9/12	1.0	1.0	34
Delta Grow DG4990LL	75.6	•	•	9/27	2.0	1.0	41
REV [®] 48R22 [™]	75.6	81.3	79.9	9/17	1.0	1.0	27
REV [®] 49A55 [™]	75.2	•	•	9/19	1.0	1.0	29
Delta Grow DG4981LL/STS	74.8	•	•	9/28	2.0	1.0	42
REV [®] 49A75 [™]	74.5	•	•	9/20	1.3	1.0	35
HALO 4:94	73.8	•	•	9/27	1.8	1.0	39
R09-4571	72.5	•	•	9/21	1.0	1.0	31
S11-20356	69.6	•	•	9/21	1.0	1.0	23
HALO 4:97	60.7	•	•	9/26	2.0	1.0	46
GRAND MEAN	82.6	•	•	9/21	1.2	1.0	32
LSD (5%)	6.9	•	•	1	0.2	•	•
C.V.	7.1	•	•	6	15.2	•	•

Table 2. Performance of Irrigated, Early Planted, Soybean Varieties and Strains, Northeast Research and Extension Center, Keiser, Ark., 2014, Continued.

Variety/Experimental Line	2-Year ¹ 3-Year ²		Maturity Date	Lodging Score	Shatter Score	Plant Height	
	2014	Average Average					
bu/A.....						
<u>Maturity Group V (RM 5.0 to 5.3)</u>							
S11-20144	98.1	•	•	9/28	1.0	1.0	28
LG Seeds C5122R2	94.1	•	•	9/23	1.0	1.0	34
USG 75J23R	93.3	•	•	9/24	1.0	1.0	33
REV [®] 51R53™	93.1	90.0	88.8	9/24	1.0	1.0	31
Armor 50-R44	91.5	•	•	9/24	1.0	1.0	33
HALO 5:01	91.3	•	•	9/29	1.0	1.0	44
Armor 51-R50	91.2	90.6	•	9/27	1.0	1.0	25
Armor AX4500	90.3	•	•	9/25	1.0	1.0	31
Croplan R2C5103	90.0	•	•	9/24	1.0	1.0	32
Delta Grow DG5067LL	89.2	•	•	9/29	1.0	1.0	44
REV [®] 53R23™	89.0	92.2	•	9/29	1.0	1.0	22
Progeny P 5213 RY	88.5	•	•	9/24	1.0	1.0	31
LG Seeds C5252R2	86.9	•	•	9/27	1.0	1.0	24
Delta Grow DG5230GENRR2Y	86.3	•	•	9/28	1.0	1.0	22
Progeny P 5333 RY	85.0	•	•	9/28	1.0	1.0	20
Delta Grow DG5367LL	84.6	•	•	9/28	1.0	1.0	26
Croplan LC5253S	84.4	•	•	9/30	1.0	1.0	47
REV [®] 52R74™	78.8	81.6	•	9/21	1.3	1.0	25
R05-3239	77.0	•	•	9/25	1.0	1.0	20
GRAND MEAN	88.6	•	•	9/26	1.0	1.0	30
LSD (5%)	7.3	•	•	1	0.1	•	•
C.V.	6.9	•	•	4	11.3	•	•

¹Average Yield for 2012 and 2014.²Average Yield for 2011, 2012, and 2014.

Table 2. Performance of Irrigated, Early Planted, Soybean Varieties and Strains, Northeast Research and Extension Center, Keiser, Ark., 2014, Continued.

Soil Series:	Sharkey clay	Herbicide Application(s):	Valor + Liberty	April 25
Soil pH:	6.8		Prefix	June 3
Previous Crop:	Corn	Harvest Date:	Early MG 4	Sept. 23
Row Width:	38"		Mid MG 4	Sept. 29
Planting Date:	April 25		Late MG 4	Oct. 1
Irrigation Dates:	July 25		MG 5	Oct. 6
	Aug 4, 27			

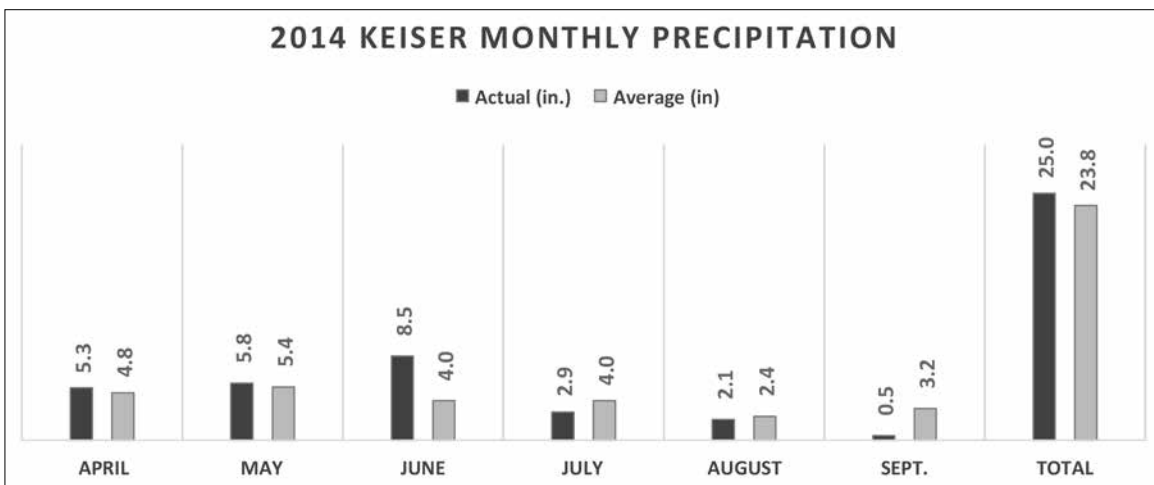


Table 3. Performance of Irrigated, Early Planted, Soybean Varieties and Strains, Poinsett County, Ark., 2014.

Variety/Experimental Line	2014	2-Year ¹ Average	Lodging Score	Shatter Score	Plant Height
.....bu/A.....					
<u>Early Maturity Group IV (RM 4.0 to 4.5)</u>					
Seedway SG 4513	86.9	•	1.0	1.0	25
AvDx-D514	82.5	•	1.0	1.0	24
Dyna-Gro S43RY95	80.8	•	1.0	1.0	29
Asgrow AG4534 GENRR2Y/SR	80.5	•	1.0	1.0	25
Armor 43-R43	80.3	•	1.0	1.0	24
Asgrow AG4232 GENRR2Y/SR	79.0	•	1.0	1.0	27
Mycogen 5N452R2	78.4	•	1.0	1.0	24
HALO 4:40	76.9	•	1.0	1.0	23
Mycogen 5N451R2	76.1	•	1.0	1.0	26
Asgrow AG4135 GENRR2Y/SR	75.3	•	1.0	1.0	24
USG 74F24RS	75.1	•	1.0	1.0	30
Progeny P 4510 RYS	73.9	•	1.0	1.0	25
USG 74F53R	71.6	•	1.0	1.0	23
Armor AX4440	71.5	•	1.0	1.0	23
Progeny P 4440 RY	71.3	•	1.0	1.0	26
Croplan R2C4493	71.1	•	1.0	1.0	21
Armor 44-R08	70.4	•	1.0	1.0	24
Armor AX4430	67.8	•	1.0	1.0	26
Dyna-Gro 39RY43	65.4	•	1.0	1.0	24
Armor AX4450	64.0	•	1.0	1.0	22
REV® 44A15™	62.2	•	1.0	1.0	22
Armor AX4410	61.4	•	1.0	1.0	22
Progeny P 4211 RY	58.5	•	1.0	1.0	20
MorSoy Xtra 44X82	57.5	•	1.0	1.0	26
Armor AX4390	50.7	•	1.0	1.0	21
GRAND MEAN	71.6	•	1.0	1.0	24
LSD (5%)	10.1	•	•	•	•
C.V.	11.9	•	•	•	•

**Table 3. Performance of Irrigated, Early Planted, Soybean Varieties and Strains,
Poinsett County, Ark., 2014, Continued.**

Variety/Experimental Line	2014	2-Year ¹ Average	Lodging Score	Shatter Score	Plant Height
.....bu/A.....					
<u>Mid Maturity Group IV (RM 4.6 to 4.7)</u>					
MorSoy Xtra 47X12	96.4	88.4	1.0	1.0	28
Armor 46-R65	94.7	•	1.0	1.0	25
Mycogen 5N478R2	94.5	•	1.0	1.0	31
Progeny P 4613 RYS	92.5	•	1.0	1.0	33
Armor AX4471	87.6	•	1.0	1.0	28
Delta Grow DG4670GENRR2Y	87.4	•	1.0	1.0	26
HALO 4:76	87.3	•	1.0	1.0	28
Asgrow AG4632 GENRR2Y/SR	87.2	•	1.0	1.0	30
REV® 47R34™	85.9	•	1.0	1.0	30
Delta Grow DG4765GENRR2Y/STS	85.3	87.3	1.0	1.0	29
Delta Grow DG4767LL/STS	84.8	•	1.0	1.0	40
Progeny P 4747 RY	84.2	79.0	1.0	1.0	25
Delta Grow DG4755GENRR2Y	84.2	80.3	1.0	1.0	23
Armor 47-R13	83.7	83.5	1.0	1.0	27
AvDx-D714	82.8	•	1.0	1.0	24
Armor AX4460	81.8	•	1.0	1.0	28
Progeny P 4788 RY	81.6	•	1.0	1.0	27
Seedway SG 4713	80.9	•	1.0	1.0	29
Croplan LC4713S	80.4	•	1.0	1.0	38
Croplan R2C4752S	78.5	•	1.0	1.0	27
USG 74G74LS	78.5	•	1.0	1.0	35
LG Seeds C4696R2	77.5	•	1.0	1.0	25
AvDx-D613	77.2	•	1.0	1.0	27
Delta Grow DG4685GENRR2Y	75.3	•	1.0	1.0	22
MorSoy Xtra 46X04	75.2	•	1.0	1.0	23
Armor AX4470	72.9	•	1.0	1.0	29
Delta Grow DG4775GENRR2Y	70.0	•	1.0	1.0	24
REV® 47R53™	69.2	69.7	1.0	1.0	24
Dyna-Gro S46RY85	65.5	•	1.0	1.0	22
REV® 46R64™	62.7	•	1.0	1.0	25
GRAND MEAN	81.5	•	1.0	1.0	28
LSD (5%)	10.9	•	•	•	•
C.V.	11.4	•	•	•	•

Table 3. Performance of Irrigated, Early Planted, Soybean Varieties and Strains, Poinsett County, Ark., 2014, Continued.

Variety/Experimental Line	2014	2-Year ¹ Average	Lodging Score	Shatter Score	Plant Height
.....bu/A.....					
Late Maturity Group IV (RM 4.8 to 4.9)					
Delta Grow DG4990LL	102.2	•	1.0	1.0	36
Delta Grow DG4967LL	100.3	•	1.0	1.0	38
Mycogen 5N479R2	99.2	•	1.1	1.0	26
MorSoy Xtra 48X02	94.4	•	1.8	1.0	27
Delta Grow DG4981LL/STS	93.8	•	1.0	1.0	45
HALO 4:94	93.2	•	1.4	1.0	30
Delta Grow DG4940RR	92.5	•	2.3	1.0	25
Dyna-Gro S48RS53	92.2	•	1.5	1.0	26
MorSoy Xtra 49X54	91.4	•	1.8	1.0	32
S11-20356	90.5	•	1.0	1.0	21
Asgrow AG4835 GENRR2Y/SR	89.3	•	1.3	1.0	28
Delta Grow DG4985GENRR2Y	89.2	•	2.8	1.0	29
REV® 49A55™	89.2	•	1.3	1.0	27
Armor 49-R56	88.8	•	1.0	1.0	24
Croplan R2C4801S	88.5	•	1.3	1.0	23
Progeny P 4850 RYS	86.8	•	1.5	1.0	28
S09-6262	86.2	•	1.0	1.0	24
REV® 49R94™	86.1	•	1.6	1.0	25
REV® 49L29™	85.2	•	1.0	1.0	32
Progeny P 4900 RY	83.1	•	1.3	1.0	23
Delta Grow DG4970RR	82.2	•	3.8	1.0	28
Delta Grow DG4867LL	81.1	•	3.0	1.0	26
HALO 4:97	80.3	•	1.5	1.0	38
Asgrow AG4934 GENRR2Y/SR	79.6	•	2.0	1.0	23
REV® 52A94™	79.6	•	2.8	1.0	24
REV® 49A14™	78.6	•	3.4	1.0	26
HALO 4:95	76.1	•	2.3	1.0	24
Armor 48-R66	75.4	•	1.7	1.0	22
R09-4571	75.2	•	1.7	1.0	23
Delta Grow DG4825GENRR2Y/STS	74.6	•	1.7	1.0	22
REV® 48R44™	73.8	•	1.5	1.0	20
Armor AX4480	73.6	•	1.3	1.0	27
Delta Grow DG4880RR	72.6	73.1	2.0	1.0	25
Croplan R2C4873S	71.9	•	1.0	1.0	24
USG 74B83R	70.8	•	1.3	1.0	19
Progeny P 4848 RYS	70.6	•	2.0	1.0	25
REV® 48R22™	68.4	71.0	1.3	1.0	20
USG 74B94RS	67.4	•	1.7	1.0	24
Delta Grow DG4925GENRR2Y	65.5	•	2.7	1.0	29
LG Seeds C4919R2	65.1	•	2.6	1.0	24
MorSoy Xtra 48X34	64.8	•	3.0	1.0	25
Delta Grow DG4930GENRR2Y	63.9	•	3.5	1.0	24
REV® 49A75™	62.3	•	3.5	1.0	21
Armor AX4490	57.3	•	3.5	1.0	24
GRAND MEAN	80.7	•	1.9	1.0	26
LSD (5%)	9.8	•	0.8	•	•
C.V.	10.3	•	38.7	•	•

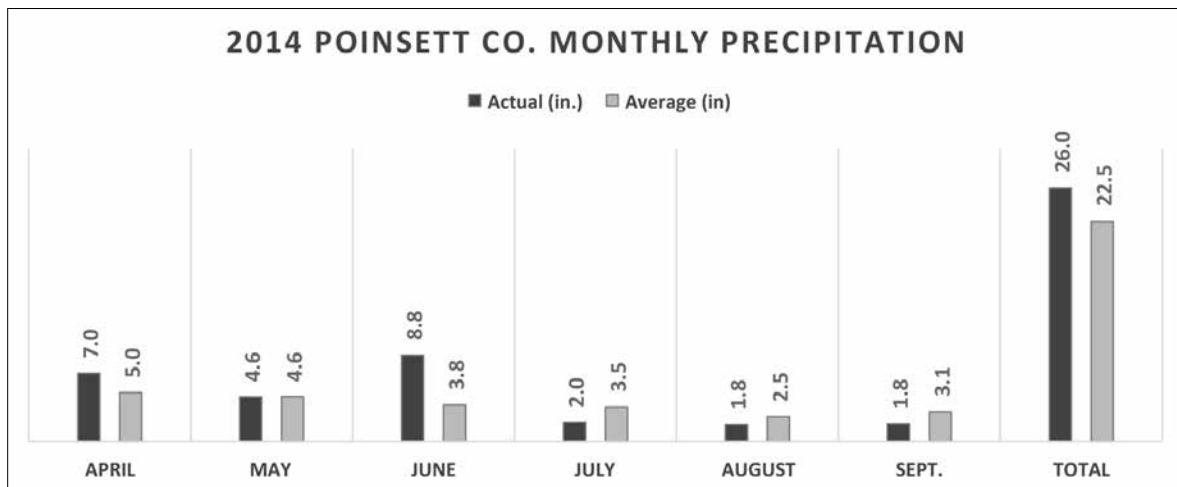
Table 3. Performance of Irrigated, Early Planted, Soybean Varieties and Strains, Poinsett County, Ark., 2014, Continued.

Variety/Experimental Line	2014	2-Year ¹ Average	Lodging Score	Shatter Score	Plant Height
.....bu/A.....					
<u>Maturity Group V (RM 5.0 to 5.3)</u>					
Delta Grow DG5067LL	109.4	•	1.0	1.0	30
S11-20124	108.6	•	1.1	1.0	31
HALO 5:01	98.5	•	1.4	1.0	33
Croplan LC5253S	98.0	•	1.3	1.0	47
Delta Grow DG5367LL	90.9	•	1.1	1.0	32
Armor AX4500	85.4	•	2.0	1.0	26
LG Seeds C5252R2	84.0	•	1.7	1.0	28
Delta Grow DG5230GENRR2Y	82.1	•	1.0	1.0	24
Armor 51-R50	78.2	78.2	1.0	1.0	21
LG Seeds C5122R2	76.8	•	1.5	1.0	30
USG 75J23R	75.4	•	1.5	1.0	32
REV® 51R53™	73.6	73.6	1.0	1.0	26
Progeny P 5213 RY	73.5	•	1.6	1.0	31
Progeny P 5333 RY	71.9	•	1.3	1.0	24
Croplan R2C5103	68.7	•	1.0	1.0	31
R05-3239	65.4	•	1.1	1.0	19
REV® 53R23™	64.8	64.8	1.0	1.0	25
Armor 50-R44	62.1	•	1.6	1.0	33
REV® 52R74™	56.1	56.1	1.9	1.0	24
GRAND MEAN	80.2	•	1.3	1.0	29
LSD (5%)	10.5	•	0.8	•	•
C.V.	11.0	•	49.9	•	•

¹Average Yield for 2012 and 2014.

Table 3. Performance of Irrigated, Early Planted, Soybean Varieties and Strains, Poinsett County, Ark., 2014, Continued.

Soil Series:	Hilleman silt loam	Fertilizer Application(s)	60 lb/A P + 90 lb/A K
Previous Crop:	Soybean	Herbicide Application(s):	Valor May 2 Flexstar + Select two applications
Row Width:	15"	Harvest Date:	Early MG 4 Sept. 25 Mid MG 4 Sept. 25 Late MG 4 Oct. 6 MG 5 Oct. 6
Planting Date:	May 2		
Irrigation Dates:	Irrigated 4 times		



**Table 4. Performance of Irrigated, Early Planted, Soybean Varieties and Strains,
Rohwer Research Station, Rohwer, Ark., 2014.**

Variety/Experimental Line	2014	2-Year ¹	3-Year ²	Maturity	Lodging	Shatter	Plant
	Average			Date	Score	Score	Height
bu/A.....						
<u>Early Maturity Group IV (RM 4.0 to 4.5)</u>							
Dyna-Gro 39RY43	83.3	74.9	72.6	8/28	1.3	1.0	40
Mycogen 5N452R2	79.8	•	•	8/29	2.8	1.0	40
Progeny P 4211 RY	79.3	69.6	69.1	8/27	1.3	1.0	40
Croplan R2C4493	79.0	•	•	8/26	1.3	1.0	37
USG 74F24RS	78.8	•	•	8/26	1.0	1.0	47
Armor AX4430	78.1	•	•	8/27	1.5	1.0	43
HALO 4:40	77.8	•	•	8/25	1.0	1.0	36
Armor 44-R08	77.5	71.1	70.6	8/25	1.5	1.0	41
AvDx-D514	77.3	•	•	8/27	1.0	1.0	41
Seedway SG 4513	77.2	•	•	8/29	1.8	1.0	41
Dyna-Gro S43RY95	77.1	•	•	8/30	2.8	1.0	42
Asgrow AG4135 GENRR2Y/SR	77.1	•	•	8/23	1.0	1.0	35
Armor AX4390	76.8	•	•	8/24	1.0	1.0	22
Progeny P 4440 RY	75.5	•	•	8/28	1.8	1.0	44
Armor AX4410	75.1	•	•	8/27	1.1	1.0	39
Asgrow AG4534 GENRR2Y/SR	74.9	•	•	8/30	1.0	1.0	40
REV® 44A15™	74.5	•	•	8/25	1.0	1.0	44
Mycogen 5N451R2	74.5	•	•	8/28	1.8	1.0	44
Armor AX4450	73.8	•	•	8/28	2.0	1.0	43
Armor 43-R43	72.8	•	•	8/26	1.0	1.0	43
Asgrow AG4232 GENRR2Y/SR	71.7	69.7	68.1	8/27	2.3	1.0	41
Armor AX4440	71.1	•	•	8/26	1.8	1.0	41
USG 74F53R	69.5	•	•	8/27	1.0	1.0	44
MorSoy Xtra 44X82	68.6	64.7	66.2	8/26	1.0	1.0	41
Progeny P 4510 RYS	52.3	58.1	62.7	8/28	1.0	1.0	43
GRAND MEAN	74.9	•	•	8/26	1.4	1.0	40
LSD (5%)	8.2	•	•	1	0.6	•	•
C.V.	9.3	•	•	4	34.9	•	•

**Table 4. Performance of Irrigated, Early Planted, Soybean Varieties and Strains,
Rohwer Research Station, Rohwer, Ark., 2014, Continued.**

Variety/Experimental Line	2014	2-Year ¹	3-Year ²	Maturity	Lodging	Shatter	Plant
	Average			Date	Score	Score	Height
bu/A.....						
<u>Mid Maturity Group IV (RM 4.6 to 4.7)</u>							
Progeny P 4788 RY	82.8	•	•	9/01	1.0	1.0	41
Mycogen 5N478R2	81.6	71.4	•	8/30	1.0	1.0	44
Delta Grow DG4755GENRR2Y	81.4	74.6	75.5	9/02	1.0	1.0	43
Asgrow AG4632 GENRR2Y/SR	80.5	74.0	72.6	9/02	1.5	1.0	43
MorSoy Xtra 47X12	79.4	75.3	75.6	9/02	1.0	1.0	41
REV® 47R34™	79.1	75.8	•	9/03	2.0	1.0	37
Armor 46-R65	77.6	•	•	9/02	2.0	1.0	41
REV® 46R64™	76.6	69.4	•	8/30	1.3	1.0	40
Armor AX4471	76.3	•	•	8/27	2.3	1.0	36
Progeny P 4613 RYS	75.8	•	•	9/04	2.0	1.0	40
HALO 4:76	74.5	•	•	8/30	2.0	1.0	39
Delta Grow DG4670GENRR2Y	74.3	71.2	70.9	9/03	1.5	1.0	36
Dyna-Gro S46RY85	74.2	•	•	8/29	1.8	1.0	41
LG Seeds C4696R2	73.2	•	•	9/01	1.8	1.0	38
AvDx-D714	73.0	•	•	9/01	2.0	1.0	34
MorSoy Xtra 46X04	72.9	•	•	8/29	1.8	1.0	37
Progeny P 4747 RY	72.1	69.8	70.0	8/31	1.0	1.0	47
Croplan R2C4752S	72.0	71.6	•	8/31	1.0	1.0	44
Delta Grow DG4685GENRR2Y	70.8	•	•	8/28	2.0	1.0	41
Armor AX4470	69.6	•	•	9/03	1.0	1.0	40
Seedway SG 4713	69.4	•	•	8/30	1.0	1.0	42
Armor AX4460	69.1	•	•	9/02	3.0	1.0	44
Armor 47-R13	68.8	67.4	69.2	8/30	1.0	1.0	39
REV® 47R53™	67.8	62.2	63.9	8/27	3.0	1.0	41
Delta Grow DG4765GENRR2Y/STS	67.7	66.2	67.3	8/31	1.0	1.0	42
AvDx-D613	67.5	•	•	8/25	2.8	1.0	38
Delta Grow DG4775GENRR2Y	67.3	•	•	9/03	2.0	1.0	44
USG 74G74LS	44.4	•	•	9/04	3.0	1.0	40
Delta Grow DG4767LL/STS	44.2	•	•	9/03	3.0	1.0	43
Croplan LC4713S	41.4	•	•	9/04	2.5	1.0	49
GRAND MEAN	70.8	•	•	8/31	1.8	1.0	41
LSD (5%)	7.4	•	•	2	0.4	•	•
C.V.	8.9	•	•	5	18.5	•	•

**Table 4. Performance of Irrigated, Early Planted, Soybean Varieties and Strains,
Rohwer Research Station, Rohwer, Ark., 2014, Continued.**

Variety/Experimental Line	2014	2-Year ¹ Average	3-Year ² Average	Maturity Date	Lodging Score	Shatter Score	Plant Height
.....bu/A.....							
<u>Late Maturity Group IV (RM 4.8 to 4.9) Continued</u>							
S11-20356	79.1	•	•	9/12	1.0	1.0	38
REV® 49R94™	76.7	72.6	•	9/07	2.0	1.0	40
Croplan R2C4801S	76.6	68.4	67.6	9/04	2.3	1.0	47
Armor 49-R56	76.1	67.3	68.8	9/08	1.3	1.0	38
REV® 49A55™	75.4	•	•	9/06	1.5	1.0	50
MorSoy Xtra 48X02	75.0	70.2	70.6	9/07	2.0	1.0	44
Asgrow AG4835 GENRR2Y/SR	74.6	•	•	9/04	1.5	1.0	46
REV® 49A75™	73.5	•	•	9/07	2.8	1.0	46
MorSoy Xtra 49X54	73.4	•	•	9/06	1.0	1.0	46
Delta Grow DG4970RR	72.7	67.8	66.0	9/11	4.0	1.0	51
Progeny P 4900 RY	72.0	71.8	72.7	9/10	1.0	1.0	33
Dyna-Gro S48RS53	71.3	66.6	68.7	9/04	1.0	1.0	40
Delta Grow DG4825GENRR2Y/STS	71.0	65.1	68.5	9/09	2.0	1.0	39
Delta Grow DG4880RR	71.0	64.6	65.6	9/10	4.0	1.0	44
REV® 48R22™	69.2	66.2	67.2	9/06	3.0	1.0	39
Asgrow AG4934 GENRR2Y/SR	69.1	•	•	9/09	1.3	1.0	41
REV® 48R44™	68.8	64.8	•	9/07	2.0	1.0	44
Mycogen 5N479R2	68.4	•	•	9/01	1.8	1.0	45
Progeny P 4850 RYS	67.8	68.8	69.6	9/02	1.3	1.0	41
REV® 49A14™	67.5	•	•	9/08	3.8	1.0	44
REV® 52A94™	66.6	•	•	9/12	3.8	1.0	40
Delta Grow DG4940RR	66.1	60.4	•	9/13	3.8	1.0	45
USG 74B83R	65.3	66.5	•	9/07	2.0	1.0	42
Delta Grow DG4985GENRR2Y	65.1	•	•	9/05	1.3	1.0	47
Croplan R2C4873S	64.9	•	•	9/09	1.8	1.0	38
USG 74B94RS	64.9	•	•	9/07	2.5	1.0	41
S09-6262	64.5	•	•	9/07	1.5	1.0	46
Progeny P 4848 RYS	64.0	•	•	9/06	1.8	1.0	43
HALO 4:95	63.9	•	•	9/06	2.3	1.0	42
Delta Grow DG4967LL	63.9	•	•	9/13	3.0	1.0	50
Delta Grow DG4930GENRR2Y	63.5	•	•	9/10	1.3	1.0	41
Delta Grow DG4990LL	63.4	•	•	9/11	3.0	1.0	48
HALO 4:94	63.3	•	•	9/11	3.0	1.0	50
Armor 48-R66	63.1	•	•	9/08	2.0	1.0	42
Delta Grow DG4925GENRR2Y	62.8	60.6	62.4	9/02	1.8	1.0	41
Delta Grow DG4867LL	62.6	•	•	9/05	2.8	1.0	40
R09-4571	62.2	•	•	9/05	2.5	1.0	45
Armor AX4480	60.2	•	•	9/01	1.7	1.0	39
MorSoy Xtra 48X34	59.4	•	•	9/07	2.3	1.0	40
Delta Grow DG4981LL/STS	59.0	•	•	9/14	2.5	1.0	52
Armor AX4490	57.2	•	•	9/08	1.5	1.0	40
LG Seeds C4919R2	57.0	•	•	9/08	1.8	1.0	40
HALO 4:97	54.7	•	•	9/10	3.3	1.0	50
REV® 49L29™	51.8	•	•	9/12	3.5	1.0	50
GRAND MEAN	66.8	•	•	9/07	2.2	1.0	43
LSD (5%)	7.7	•	•	2	0.7	•	•
C.V.	9.8	•	•	4	28.5	•	•

**Table 4. Performance of Irrigated, Early Planted, Soybean Varieties and Strains,
Rohwer Research Station, Rohwer, Ark., 2014, Continued.**

Variety/Experimental Line	2014	2-Year ¹ Average	3-Year ² Average	Maturity Date	Lodging Score	Shatter Score	Plant Height
bu/A.....						
<u>Maturity Group V (RM 5.0 to 5.3)</u>							
Armor 51-R50	76.2	64.7	65.1	9/15	1.0	1.0	38
R05-3239	74.7	•	•	9/15	1.0	1.0	30
S11-20124	73.1	•	•	9/16	4.0	1.0	37
Progeny P 5333 RY	72.1	61.4	•	9/18	1.3	1.0	37
Delta Grow DG5067LL	70.8	•	•	9/19	2.0	1.0	47
Armor AX4500	70.3	•	•	9/08	1.0	1.0	44
LG Seeds C5122R2	68.8	59.2	•	9/10	1.0	1.0	42
Armor 50-R44	68.1	61.1	•	9/12	1.4	1.0	46
REV® 51R53™	67.5	62.5	64.4	9/15	1.4	1.0	40
LG Seeds C5252R2	65.8	•	•	9/13	1.3	1.0	34
Progeny P 5213 RY	65.6	58.6	•	9/09	1.4	1.0	46
HALO 5:01	65.1	•	•	9/18	2.2	1.0	50
Delta Grow DG5367LL	64.7	•	•	9/17	1.8	1.0	45
Croplan R2C5103	64.7	•	•	9/14	1.1	1.0	45
REV® 52R74™	64.7	60.2	63.5	9/13	1.1	1.0	42
Delta Grow DG5230GENRR2Y	64.3	60.9	•	9/15	1.4	1.0	34
USG 75J23R	63.2	•	•	9/11	1.0	1.0	42
Croplan LC5253S	60.4	•	•	9/18	1.8	1.0	50
REV® 53R23™	58.1	53.5	59.1	9/14	1.0	1.0	30
GRAND MEAN	67.3	•	•	9/14	1.4	1.0	41
LSD (5%)	6.1	•	•	3	0.6	•	•
C.V.	7.6	•	•	6	37.5	•	•

¹Average Yield for 2013 and 2014.²Average Yield for 2012, 2013, and 2014.

Table 4. Performance of Irrigated, Early Planted, Soybean Varieties and Strains, Rohwer Research Station, Rohwer, Ark., 2014, Continued.

Soil Series:	Desha silt loam	Fertilizer Application(s):	100 lb/A K	July 16
Soil pH:	7.0	Herbicide Application(s):	Dual Magnum + Roundup PowerMax	May 3
Previous Crop:	Cotton		Prefix	June 16
Row Width:	38"	Insecticide Application(s):	Belt + bifenthrin	Aug. 8
Planting Date:	May 3	Harvest Date:	Early MG 4	Sept. 5
Irrigation Dates:	June 26		Mid MG 4	Sept. 5
	July 7, 24		Late MG 4	Sept. 23
			MG 5	Sept. 23

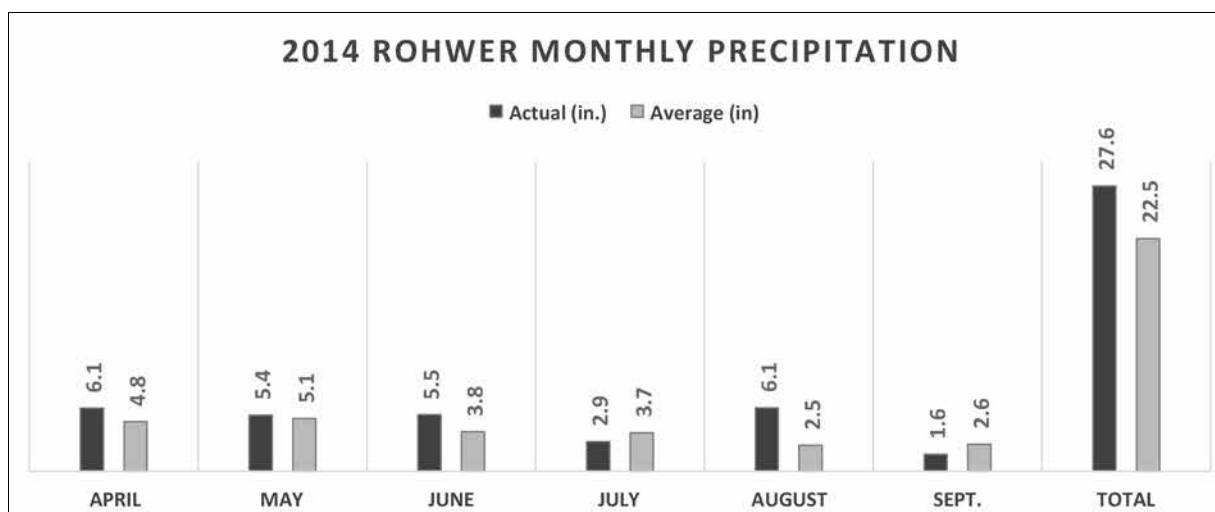


Table 5. Yields of Early Maturity Group IV, Full-Season, Soybean Varieties and Strains at All Locations, 2014¹.

Variety/Experimental Line	Herbicide Tolerance	Keiser				bu/A				All-Location Average
		Keiser Irrigated	Keiser Non-Irrigated	Keiser Double-Irrigated	Double-Irrigated	Marianna Irrigated	Stuttgart Irrigated	Rohwer Irrigated	Silt loam ² Average	
Early Maturity Group IV (RM 4.0 to 4.5)										
Armor 43-R43	RR2	73.3	54.4	57.9	67.4	66.3	63.2	66.9	62.2	63.8
Armor 44-R08	RR2	76.7	52.4	67.6	61.9	70.4	72.6	66.2	67.3	66.9
Armor AX4390	RR2	66.2	47.3	57.7	44.0	60.8	54.6	52.4	56.4	55.1
Armor AX4410	RR2	71.9	56.1	51.1	53.6	59.7	66.3	56.7	61.4	59.8
Armor AX4430	RR2	73.5	48.4	70.9	66.1	71.0	69.2	68.6	65.5	66.5
Armor AX4440	RR2	75.8	52.5	61.9	61.0	67.4	61.4	64.2	62.9	63.3
Armor AX4450	RR2	69.7	46.9	68.0	61.2	69.8	64.0	65.5	62.1	63.3
AvDx-D514	RR1	76.0	54.4	68.0	73.0	71.7	73.4	72.4	68.0	69.4
Dyna-Gro 31RY45	RR2	79.2	54.2	74.2	71.0	74.9	68.9	73.0	69.1	70.4
Dyna-Gro 39RY43	RR2	74.1	52.5	61.5	47.8	69.5	66.3	58.6	63.6	61.9
Dyna-Gro S43RY95	RR2	75.4	55.4	71.4	63.4	69.8	80.4	66.6	70.7	69.3
HALO 4:40	LL	73.0	55.4	64.3	52.6	69.7	66.4	61.1	64.8	63.6
HALO X440	LL	66.4	53.6	66.4	45.9	59.4	63.4	52.6	62.5	59.2
HALO X445	LL	73.4	56.1	63.0	69.7	64.7	61.2	67.2	63.4	64.7
MorSoy Xtra 44X82	RR2	73.4	50.0	67.0	71.0	64.6	63.8	67.8	63.6	65.0
Mycogen 5N451R2	RR2	82.9	57.9	75.1	58.0	75.4	74.7	66.7	72.7	70.7
Mycogen 5N452R2	RR2	72.7	53.7	65.5	70.3	70.9	71.1	70.6	65.7	67.4
NK S40-N2 Brand	RR2/STS	71.5	49.4	60.0	54.3	67.4	59.5	60.8	60.1	60.3
NK S41-J6 Brand	RR2	68.3	45.0	69.4	53.9	66.7	60.5	60.3	60.8	60.6
NK S43-K1 Brand	RR2	70.1	48.2	61.5	67.6	68.0	71.3	67.8	62.8	64.4
NK S45-V8 Brand	RR2	68.0	53.8	65.7	65.9	64.2	59.7	65.0	61.8	62.9
Pioneer P45T11R	RR1	73.8	50.6	63.1	70.9	71.4	76.1	71.2	65.9	67.6
Progeny P 4211 RY	RR2	75.9	52.7	65.2	63.8	72.6	66.5	68.2	65.1	66.1

Table 5. Yields of Early Maturity Group IV, Full-Season, Soybean Varieties and Strains at All Locations, 2014¹, Continued.

Variety/Experimental Line	Herbicide Tolerance	Keiser				Keiser Double-Crop		Stuttgart Irrigated	Rohwer Irrigated	Silt loam ² Average	Clay ³ Average	All-Location Average
		Keiser Irrigated	Keiser Non-Irrigated	Irrigated	Non-Irrigated	Marianna Irrigated	Irrigated					
Early Maturity Group IV (RM 4.0 to 4.5) Continued												
Progeny P 4440 RY	RR2	72.6	45.2	67.0	59.6	68.7	71.6	64.2	64.1	64.1	64.1	
Progeny P 4510 RYS	RR2/STS	68.7	53.6	61.3	49.3	61.0	61.5	55.1	61.3	59.2	59.2	
Progeny P 4560 LL	LL	69.1	43.9	61.8	43.9	61.5	62.5	52.7	59.3	57.1	57.1	
REV [®] 44A15™	RR2	75.0	51.4	66.3	55.6	66.9	70.9	61.2	65.9	64.3	64.3	
Seedway SG 4513	RR2	79.1	60.8	69.4	65.1	72.0	76.4	68.6	71.4	70.5	70.5	
USG 74F24RS	RR2/STS	72.3	53.9	66.1	74.8	64.6	63.1	69.7	63.9	65.8	65.8	
USG 74F53R	RR2/STS	70.1	50.7	67.5	54.0	57.3	61.4	55.6	62.4	60.2	60.2	
Willcross WX2454N	RR2	73.0	51.8	59.0	60.4	70.7	66.3	65.5	62.5	63.5	63.5	
GRAND MEAN		72.9	52.0	65.0	60.5	67.4	66.7	64.0	64.2	64.1	64.1	
LSD (5%)		5.1	7.1	7.0	10.7	3.0	4.0	6.8	5.8	6.2	6.2	
C.V.		5.9	10.0	9.1	12.9	3.8	5.1	8.4	7.6	7.8	7.8	

¹Keiser Irrigated = Northeast Research and Extension Center. Soil series = Sharkey silty clay.

Keiser Non-Irrigated = Northeast Research and Extension Center. Soil series = Sharkey silty clay.

Keiser Double-Crop Irrigated = Northeast Research and Extension Center. Soil series = Sharkey silty clay.

Marianna Irrigated = Lon Mann Cotton Research Station. Soil Series = Calloway silt loam

Stuttgart Irrigated = Rice Research and Extension Center. Soil series = Crowley silt loam.

Rohwer Irrigated = Rohwer Research Station. Soil series = Sharkey clay.

²Average yields from Marianna Irrigated and Stuttgart Irrigated.

³Average yields from Keiser Irrigated, Keiser Non-Irrigated, Keiser Double-Crop Irrigated and Rohwer Irrigated.

Table 6. Yields of Mid Maturity Group IV, Full-Season, Soybean Varieties and Strains at All Locations, 2014^{1,2}.

Variety/Experimental Line	Herbicide Tolerance	Keiser					Stuttgart Irrigated	Rohwer Irrigated	Clay ³ Average	All-Location Average
		Keiser Irrigated	Keiser Non-Irrigated	Double-Crop Irrigated	bu/A	bu/A				
Mid Maturity Group IV (RM 4.6 to 4.7)										
Armor 46-R65	RR2	72.4	53.5	79.0	68.6	67.5	68.1	68.2		
Armor 47-R13	RR2	80.3	64.4	72.0	67.8	64.0	70.2	69.7		
Armor AX4460	RR2	73.5	53.7	68.9	68.5	76.5	68.1	68.2		
Armor AX4470	RR2	70.8	52.8	70.9	62.8	63.5	64.5	64.1		
Armor AX4471	RR2	73.8	54.7	75.1	75.7	68.5	68.0	69.6		
Armor X447C	Conv.	71.2	43.7	64.1	61.5	58.1	59.3	59.7		
Armor X47C	Conv./STS	69.8	45.1	63.1	67.6	61.0	59.8	61.3		
AvDx-D613	RR1	69.7	57.2	68.5	70.8	71.4	66.7	67.5		
AvDx-D714	RR1	75.2	64.3	76.5	75.9	70.9	71.7	72.5		
CZ 4748 LL	LL	75.2	60.3	78.8	60.9	64.7	69.7	68.0		
Davis 4146RR2YS	RR2/STS	71.1	53.7	69.9	68.8	66.3	65.3	66.0		
Davis 4447RR2YS	RR2/STS	67.5	48.9	66.3	64.7	60.5	60.8	61.6		
Delta Grow DG4670GENRR2Y	RR2	73.3	53.9	72.7	72.1	68.5	67.1	68.1		
Delta Grow DG4685GENRR2Y	RR2	68.8	46.9	64.1	69.1	62.4	60.5	62.2		
Delta Grow DG4755GENRR2Y	RR2	74.9	56.0	66.1	69.2	70.7	66.9	67.4		
Delta Grow DG4765GENRR2Y/STS	RR2/STS	73.8	64.1	67.6	65.5	63.3	67.2	66.9		
Delta Grow DG4767LL/STS	LL/STS	56.4	46.4	65.4	68.6	58.6	56.7	59.1		
Delta Grow DG4775GENRR2Y	RR2	70.7	51.4	63.6	63.1	65.9	62.9	62.9		
Dyna-Gro S46RY85	RR2	67.0	55.7	69.7	69.4	60.3	63.2	64.4		
Dyna-Gro S47RY13	RR2	73.3	56.8	73.1	67.9	71.7	68.7	68.5		
Eagle Seed ES4720RY	RR2	75.0	56.7	74.5	75.8	64.4	67.6	69.3		
Eagle Seed ES477RR	RR1	68.2	54.2	68.4	69.1	63.1	63.5	64.6		
Go Soy 4713	LL	56.3	51.3	50.2	61.4	52.3	52.5	54.3		

Table 6. Yields of Mid Maturity Group IV, Full-Season, Soybean Varieties and Strains at All Locations, 2014^{1,2}, Continued.

Variety/Experimental Line	Herbicide Tolerance	Keiser		Keiser		Keiser		Stuttgart Irrigated	Rohwer Irrigated	Clay ³ Average	All-Location Average
		Irrigated	Non-Irrigated	Irrigated	Non-Irrigated	Irrigated	Double-Crop Irrigated				
Mid Maturity Group IV (RM 4.6 to 4.7) Continued											
HALO 4:76	LL	67.7	47.3	70.4	66.2	66.6	63.0	63.6			
HBK LL4650	LL	68.4	44.8	66.9	59.7	58.7	59.7	59.7			
HBK LL4653	LL	66.2	53.3	63.9	62.7	62.2	61.4	61.6			
HBK RY4620	RR2/STS	61.3	49.2	67.3	57.6	58.8	59.2	58.9			
HBK RY4721	RR2/STS	70.0	53.3	63.1	60.0	62.7	62.3	61.8			
MorSoy Xtra 46X04	RR2	69.8	48.7	70.2	71.6	61.7	62.6	64.4			
MorSoy Xtra 47X12	RR2/STS	75.2	60.8	75.9	67.1	64.6	69.1	68.7			
MPG 4714	RR1	66.1	52.9	64.5	65.3	58.0	60.4	61.4			
Mycogen 5N478R2	RR2/STS	73.5	50.8	73.2	62.9	66.9	66.1	65.4			
NK S46-L2 Brand	RR2	69.4	46.7	62.6	61.0	61.2	60.0	60.2			
NK S47-K5 Brand	RR2	81.4	61.3	75.4	75.8	68.8	71.7	72.5			
Pioneer P47T36R	RR1	78.0	50.4	69.4	74.5	75.5	68.3	69.6			
Pioneer P47T89R	RR1	76.5	58.2	73.4	74.4	76.6	71.2	71.8			
Progeny P 4613 RYS	RR2/STS	73.3	48.6	68.5	70.4	65.3	63.9	65.2			
Progeny P 4620 LLS	LL/STS	60.0	47.6	66.2	67.3	55.4	57.3	59.3			
Progeny P 4747 RY	RR2	70.6	58.9	68.7	68.6	64.9	65.8	66.3			
Progeny P 4788 RY	RR2	75.5	52.9	75.3	61.0	72.7	69.1	67.5			
R08-2797	Conv.	60.6	49.8	53.6	64.0	52.8	54.2	56.2			
REV [®] 46R64™	RR1	69.3	56.0	73.0	66.1	61.5	65.0	65.2			
REV [®] 47R34™	RR1	71.1	62.0	75.1	74.6	71.0	69.8	70.7			
REV [®] 47R53™	RR1	71.4	58.1	75.4	70.7	69.8	68.7	69.1			
Seedway SG 4713	RR2/STS	78.4	62.3	77.7	65.9	64.6	70.7	69.8			
USG 74G74LS	LL/STS	52.1	42.6	62.4	69.4	61.9	54.7	57.7			
Willcross WX2464NS	RR2/STS	77.1	54.0	72.5	69.3	67.7	67.8	68.1			
GRAND MEAN		70.4	53.5	69.2	67.5	64.8	64.5	65.1			
LSD (5%)		5.2	6.0	6.8	3.3	5.0	5.7	5.3			
C.V.		6.3	8.2	7.3	4.2	6.6	7.1	6.5			

¹Keiser Irrigated = Northeast Research and Extension Center. Soil series = Sharkey silty clay.
 Keiser Non-Irrigated = Northeast Research and Extension Center. Soil series = Sharkey silty clay.
 Keiser Double-Crop Irrigated = Northeast Research and Extension Center. Soil series = Sharkey silty clay.
 Stuttgart Irrigated = Rice Research and Extension Center. Soil series = Crowley silt loam.
 Rohwer Irrigated = Rohwer Research Station. Soil series = Desha silt loam.

²Yields from the Marianna location were not reported due to low yields and poor uniformity.

³Average yields from Keiser Irrigated, Keiser Non-Irrigated, Keiser Double-Crop Irrigated and Rohwer Irrigated.

Table 7. Yields of Late Maturity Group IV, Full-Season, Soybean Varieties and Strains at All Locations, 2014¹.

Variety/Experimental Line	Herbicide Tolerance	Keiser					Double-Irrigated					All-Location Average
		Keiser Irrigated	Keiser Non-Irrigated	Keiser Irrigated	Marianna Irrigated	Stuttgart Irrigated	Rohwer Irrigated	Silt loam ² Average	Clay ³ Average	bu/A		
<u>Late Maturity Group IV (RM 4.8 to 4.9)</u>												
Armor 48-R66	RR2/STS	61.8	56.5	72.3	64.5	60.0	64.6	62.3	63.8	63.3		
Armor 49-C3	Conv.	69.4	55.4	72.3	68.3	69.3	65.2	68.8	65.6	66.7		
Armor 49-R56	RR2	76.8	55.1	74.2	75.3	65.5	66.5	70.4	68.2	68.9		
Armor AX4480	RR2	59.0	50.3	65.2	44.0	52.5	58.5	48.2	58.2	54.9		
Armor AX4490	RR2	68.2	48.1	64.7	56.5	56.4	61.0	56.5	60.5	59.2		
Armor X48C	Conv./STS	70.7	57.9	75.1	70.5	67.6	68.6	69.0	68.1	68.4		
Armor X49C	Conv./STS	62.5	53.1	73.9	57.1	56.8	61.8	56.9	62.8	60.9		
Asgrow AG4835 GENRR2Y/SR	RR2/STS	75.6	55.9	76.2	67.3	61.2	64.6	64.3	68.1	66.8		
Asgrow AG4934 GENRR2Y/SR	RR2/STS	64.8	55.2	68.7	60.4	63.4	61.2	61.9	62.5	62.3		
AvDx-D814	RR1	72.4	53.5	77.5	74.5	69.5	70.9	72.0	68.6	69.7		
AvDx-D914	RR1	73.2	55.3	80.1	81.8	67.9	67.5	74.8	69.0	71.0		
CZ 4959 RY	RR2	69.1	52.0	66.2	64.9	62.2	59.4	63.5	61.7	62.3		
Davis 4148RR2YS	RR2/STS	70.7	54.6	75.5	64.2	61.3	65.1	62.7	66.5	65.2		
Delta Grow DG4825GENRR2Y/STS	RR2/STS	66.5	55.2	72.4	67.1	63.8	66.9	65.5	65.2	65.3		
Delta Grow DG4867LL	LL	68.0	50.0	73.3	42.2	65.2	64.9	53.7	64.1	60.6		
Delta Grow DG4880RR	RR1	67.1	50.1	65.9	55.3	66.4	63.4	60.8	61.6	61.4		
Delta Grow DG4925GENRR2Y	RR2	69.6	51.0	67.4	67.9	57.2	58.4	62.5	61.6	61.9		
Delta Grow DG4930GENRR2Y	RR2	65.0	51.9	68.0	66.4	58.1	60.3	62.3	61.3	61.6		
Delta Grow DG4940RR	RR1	64.6	49.5	62.0	57.0	63.4	65.1	60.2	60.3	60.3		
Delta Grow DG4967LL	LL	61.3	53.5	75.7	84.8	64.3	70.4	74.5	65.2	68.3		
Delta Grow DG4970RR	RR1	62.5	57.2	68.9	54.5	60.5	68.8	57.5	64.3	62.1		
Delta Grow DG4981LL/STS	LL/STS	58.0	42.8	63.0	67.7	63.7	64.7	65.7	57.1	60.0		
Delta Grow DG4985GENRR2Y	RR2	69.3	50.5	79.0	75.7	62.7	65.9	69.2	66.2	67.2		
Delta Grow DG4990LL	LL	64.5	49.2	71.2	78.7	62.8	62.9	70.7	62.0	64.9		
Dyna-Gro S48RS53	RR2/STS	77.1	59.3	78.9	68.5	65.4	58.3	66.9	68.4	67.9		
Dyna-Gro S49LS65	LL/STS	61.4	43.9	71.8	58.8	62.5	63.5	60.7	60.2	60.4		

Table 7. Yields of Late Maturity Group IV, Full-Season, Soybean Varieties and Strains at All Locations, 2014¹, Continued.

Variety/Experimental Line	Herbicide Tolerance	Keiser					Double-Crop					All-Location Average
		Keiser Irrigated	Keiser Non-Irrigated	Keiser Irrigated	Marianna Irrigated	Stuttgart Irrigated	Rohwer Irrigated	Silt loam ² Average	Clay ³ Average	Location Average		
.....bu/A.....												
Late Maturity Group IV (RM 4.8 to 4.9) Continued												
Dyna-Gro S49RY25	RR2	73.0	55.6	75.8	67.8	64.4	58.9	66.1	65.8	65.9		
Eagle Seed ES4840RY	RR2	66.8	58.9	76.4	76.7	64.0	58.1	70.4	65.0	66.8		
Eagle Seed ES4960RY	RR2	69.2	51.7	68.2	75.4	63.3	63.4	69.3	63.1	65.2		
Eagle Seed ES4998RR	RR1	59.6	42.6	65.3	65.0	64.5	63.1	64.7	57.6	60.0		
ELLIS	Conv.	74.9	59.2	81.1	79.5	74.4	69.8	76.9	71.2	73.1		
Go Soy 4914	LL	60.8	42.9	68.8	61.9	63.9	61.3	62.9	58.5	59.9		
HALO 4:94	LL	65.5	49.0	74.8	67.6	67.2	62.5	67.4	63.0	64.4		
HALO 4:95	LL	69.2	49.2	74.6	56.4	65.8	63.7	61.1	64.2	63.1		
HALO 4:97	LL/STS	56.4	44.1	68.1	64.0	63.5	60.7	63.7	57.3	59.5		
HALO X448	LL	70.9	60.0	77.4	52.7	56.5	65.6	54.6	68.5	63.9		
HALO X449	LL/STS	59.6	42.2	68.4	62.5	63.8	59.6	63.1	57.5	59.4		
HBK LL4850	LL	69.3	46.6	77.2	53.0	66.0	67.3	59.5	65.1	63.2		
HBK LL4950	LL	59.6	53.2	76.8	78.5	64.0	72.2	71.2	65.4	67.4		
HBK LL4953	LL	66.0	57.2	81.3	87.0	66.9	66.3	76.9	67.7	70.8		
Hoegemeyer 4822 NRR™	RR1	74.0	50.2	75.6	65.8	60.9	65.0	63.3	66.2	65.2		
Hoegemeyer 4904 NR25™	RR2/STS	66.3	52.7	76.8	56.5	67.5	62.4	62.0	64.5	63.7		
MorSoy Xtra 48X02	RR2	71.4	57.9	77.8	69.4	65.5	77.8	67.5	71.2	70.0		
MorSoy Xtra 48X34	RR2/STS	63.5	51.8	64.7	57.1	56.1	57.0	56.6	59.3	58.4		
MorSoy Xtra 49X54	RR2	71.9	55.7	75.2	72.2	63.3	64.9	67.7	66.9	67.2		
MPG 483C	Conv.	73.1	47.9	78.2	70.8	63.5	72.0	67.2	67.8	67.6		
Mycogen 5N479R2	RR2/STS	78.1	59.9	78.0	66.5	65.7	63.5	66.1	69.9	68.6		
Mycogen X54490NR2	RR2	69.8	56.6	71.5	76.8	61.0	59.7	68.9	64.4	65.9		
NK S49-F8 Brand	RR1	77.0	56.1	75.5	81.9	66.6	70.3	74.3	69.7	71.2		
Pioneer P48T53R	RR1	77.8	59.4	75.9	69.7	69.0	69.0	69.3	70.5	70.1		
Pioneer P48T67L	LL	71.7	56.0	79.7	59.7	57.6	64.7	58.7	68.0	64.9		
Pioneer P49T97R	RR1	71.1	56.9	72.4	71.3	69.7	69.9	70.5	67.6	68.6		

Table 7. Yields of Late Maturity Group IV, Full-Season, Soybean Varieties and Strains at All Locations, 2014¹ Continued.

Variety/Experimental Line	Herbicide Tolerance	Keiser			Keiser Double-Crop		Stuttgart Irrigated	Rohwer Irrigated	Silt loam ² Average	Clay ³ Average	All-Location Average
		Irrigated	Non-Irrigated	Irrigated	Irrigated	Marianna Irrigated					
Late Maturity Group IV (RM 4.8 to 4.9) Continued											
Progeny P 4819 LL	LL	64.7	47.0	69.0	63.7	64.7	67.9	64.2	62.2	62.8	
Progeny P 4848 RYS	RR2/STS	69.0	52.5	70.7	76.7	55.7	61.7	66.2	63.5	64.4	
Progeny P 4850 RYS	RR2/STS	72.8	53.0	77.6	71.3	59.7	65.6	65.5	67.2	66.7	
Progeny P 4900 RY	RR2	78.8	59.8	70.5	79.6	67.0	61.9	73.3	67.8	69.6	
Progeny P 4928 LL	LL	67.8	49.0	70.9	75.5	67.0	66.6	71.3	63.6	66.1	
Progeny P 4930 LL	LL	68.0	56.1	77.1	84.6	63.9	69.9	74.2	67.8	69.9	
R05-3239	Conv.	67.4	53.9	79.0	76.0	68.2	66.9	72.1	66.8	68.6	
R09-4571	Conv.	65.1	50.5	63.6	57.1	59.9	54.0	58.5	58.3	58.4	
REV® 48R22™	RR1	68.0	56.6	74.4	68.5	63.0	67.7	65.7	66.7	66.4	
REV® 48R44™	RR1	74.2	56.8	74.6	74.1	69.4	68.9	71.7	68.6	69.7	
REV® 49A14™	RR2/STS	65.6	52.9	77.3	51.5	67.8	65.6	59.6	65.3	63.4	
REV® 49A55™	RR1	76.9	56.5	77.4	74.9	70.5	71.2	72.7	70.5	71.2	
REV® 49A75™	RR1	67.7	61.6	79.5	76.4	67.2	68.7	71.8	69.4	70.2	
REV® 49L29™	LL	64.1	51.8	69.2	74.4	63.7	69.2	69.0	63.6	65.4	
REV® 49R94™	RR1	73.6	55.1	82.4	72.6	68.3	77.9	70.4	72.2	71.6	
REV® 52A94™	RR2/STS	66.4	54.8	72.3	68.7	66.1	76.2	67.4	67.4	67.4	
S09-6262	Conv.	58.6	51.9	62.3	56.1	51.1	56.3	53.6	57.3	56.1	
S11-20356	Conv.	69.8	53.7	74.7	70.4	72.0	71.0	71.2	67.3	68.6	
USG 74B83R	RR2/STS	63.4	55.8	77.2	66.2	61.8	67.9	64.0	66.1	65.4	
USG 74B94RS	RR2/STS	67.7	48.0	68.3	67.7	57.5	61.5	62.6	61.4	61.8	
Willcross RY2494NS	RR2/STS	67.7	57.7	78.7	75.4	61.3	66.3	68.4	67.6	67.9	
Willcross WX2495N	RR2	64.1	43.8	65.5	68.3	58.8	57.1	63.5	57.6	59.6	
GRAND MEAN		68.1	53.0	73.1	67.7	63.6	65.1	65.7	64.8	65.1	
LSD (5%)		5.2	4.5	5.0	12.2	3.3	4.8	7.8	4.9	5.8	
C.V.		6.5	6.2	5.9	13.3	4.5	6.3	8.9	6.2	7.1	

¹Keiser Irrigated = Northeast Research and Extension Center. Soil series = Sharkey silty clay.
 Keiser Non-Irrigated = Northeast Research and Extension Center. Soil series = Sharkey silty clay.
 Keiser Double-Crop Irrigated = Northeast Research and Extension Center. Soil series = Sharkey silty clay.
 Marianna Irrigated = Lon Mann Cotton Research Station. Soil Series = Calloway silt loam
 Stuttgart Irrigated = Rice Research and Extension Center. Soil series = Crowley silt loam.
 Rohwer Irrigated = Rohwer Research Station. Soil series = Sharkey clay.

²Average yields from Marianna Irrigated and Stuttgart Irrigated.

³Average yields from Keiser Irrigated, Keiser Non-Irrigated, Keiser Double-Crop Irrigated and Rohwer Irrigated.

Table 8. Yields of Early Maturity Group V, Full-Season, Soybean Varieties and Strains at All Locations, 2014¹.

Variety/Experimental Line	Herbicide Tolerance	Keiser					Keiser Double-Crop					Stuttgart Irrigated	Rohwer Irrigated	Kibler ² Irrigated	Silt ³ Loam Average	Clay ⁴ Average	All-Location Average
		Keiser Irrigated	Keiser Non-Irrigated	Crop Irrigated	Marianna Irrigated	Stuttgart Irrigated	Rohwer Irrigated	Kibler ² Irrigated	Silt ³ Loam Average	Clay ⁴ Average							
Early Maturity Group V (RM 5.0 to 5.3)																	
Armor 50-R44	RR2	66.4	49.3	73.1	67.7	65.1	58.7	46.1	59.7	61.8	60.9						
Armor 51-R50	RR2	73.9	53.5	76.8	48.0	62.8	66.1	47.0	52.6	67.6	61.2						
Armor 53-R16	RR2	70.0	56.0	71.6	64.8	71.6	70.8	43.0	59.8	67.1	63.9						
Armor AX4500	RR2	69.2	56.5	79.6	68.0	64.0	64.2	48.0	60.0	67.4	64.2						
Armor AX4520	RR2	71.8	47.8	78.9	56.1	64.7	70.4	43.0	54.6	67.2	61.8						
Asgrow AG5233 GENRR2Y/SR	RR2/STS	71.3	53.0	73.1	73.3	66.0	63.6	48.5	62.6	65.2	64.1						
Asgrow AG5332 GENRR2Y	RR2	73.2	57.0	76.3	57.0	68.0	65.7	49.4	58.1	68.1	63.8						
Asgrow AG5335 GENRR2Y/SR	RR2/STS	69.6	56.6	78.4	87.4	59.7	61.0	43.2	63.4	66.4	65.1						
AvDx-V213	RR1	65.3	54.3	63.5	58.8	63.6	73.6	41.9	54.7	64.2	60.1						
CZ 5150 LL	LL	67.5	55.2	77.7	75.3	65.9	70.5	48.2	63.1	67.7	65.7						
CZ 5242 LL	LL	59.9	49.6	75.0	68.7	65.6	67.3	47.2	60.5	62.9	61.9						
Delta Grow DG5067LL	LL	59.5	56.9	76.9	59.0	63.4	70.0	45.7	56.0	65.8	61.6						
Delta Grow DG5230GENRR2Y	RR2	66.3	48.2	74.9	80.9	65.7	67.8	44.1	63.5	64.3	64.0						
Delta Grow DG5367LL	LL	65.8	50.1	69.1	53.6	68.2	63.9	41.5	54.4	62.2	58.9						
Dyna-Gro S52RY75	RR2	67.0	47.3	75.9	63.2	65.6	70.1	44.3	57.7	65.1	61.9						
Eagle Seed ES5225RY	RR2	69.1	52.7	83.4	72.4	68.1	66.4	48.5	63.0	67.9	65.8						
Eagle Seed ES5335RY	RR2	65.7	50.9	77.1	66.7	67.6	70.0	45.2	59.8	65.9	63.3						
Go Soy 5213	LL	51.9	43.9	73.3	59.4	67.3	63.7	39.1	55.3	58.2	56.9						
Go Soy 5214	LL	57.8	56.1	69.7	64.3	59.3	67.9	48.5	57.3	62.9	60.5						
HALO 5:01	LL	62.1	52.1	77.1	70.5	65.5	71.9	44.1	60.0	65.8	63.3						
HALO 5:25	LL	64.8	51.2	71.8	55.4	74.0	66.3	43.2	57.5	63.5	60.9						
HALO 5:26	LL	65.7	47.9	73.2	61.6	69.1	68.0	39.4	56.7	63.7	60.7						
HALO X451	LL	66.5	50.5	84.3	74.3	66.9	76.8	48.5	63.2	69.5	66.8						
HALO X452	LL	60.5	57.3	79.8	73.8	63.9	64.9	41.9	59.8	65.6	63.1						
HBK RY5221	RR2	71.6	56.2	76.2	57.8	60.9	67.0	41.3	53.3	67.7	61.6						
Hoegemeyer 5280 NRS™	RR1/STS	65.1	49.8	65.7	52.5	66.6	71.8	41.7	53.6	63.1	59.0						
Hutcheson	Conv.	58.7	49.4	61.1	41.1	60.6	59.1	41.3	47.6	57.1	53.0						

Table 8. Yields of Early Maturity Group V, Full-Season, Soybean Varieties and Strains at All Locations, 2014¹, Continued.

Variety/Experimental Line	Herbicide Tolerance	Keiser						Stuttgart Irrigated	Rohwer Irrigated	Kibler ² Irrigated	Silt ³ Loam Average	Clay ⁴ Average	All-Location Average
		Keiser Irrigated	Keiser Non-Irrigated	Double-Crop Irrigated	Marianna Irrigated	Stuttgart Irrigated	Rohwer Irrigated						
.....bu./A.....													
<u>Early Maturity Group V (RM 5.0 to 5.3) Continued</u>													
JTN-4307	Conv.	60.7	50.8	57.5	54.4	62.7	58.4	39.2	52.1	56.9	54.8		
Leland	Conv.	69.6	53.9	67.9	53.0	69.3	68.1	43.0	55.1	64.9	60.7		
MorSoy Xtra 51X31	RR2	72.0	54.6	71.0	72.3	67.1	71.4	41.7	60.4	67.2	64.3		
MorSoy Xtra 53X82	RR2	59.8	48.9	67.0	53.5	66.7	63.0	42.0	54.1	59.7	57.3		
MPG 5214NRR	RR1	64.0	48.9	66.5	57.2	70.4	64.7	49.6	59.1	61.0	60.2		
MPG 5314NRR	RR1	62.8	54.5	68.3	66.0	64.5	55.5	43.2	57.9	60.3	59.3		
Mycogen X54522NR2	RR2	70.9	52.8	75.8	72.1	68.9	69.3	45.7	62.2	67.2	65.1		
NK S51-C5 Brand	RR2	66.9	46.9	75.6	51.1	62.3	59.5	38.5	50.6	62.2	57.3		
NK S52-Y2 Brand	RR2	70.9	51.1	77.2	76.0	71.6	58.8	47.2	64.9	64.5	64.7		
Ozark	Conv.	66.1	54.5	71.3	60.0	62.7	59.6	42.8	55.1	62.9	59.5		
Pioneer 95L01	LL	61.8	48.9	81.8	77.8	67.6	75.1	42.6	62.7	66.9	65.1		
Pioneer P50T64R	RR1	76.6	58.5	78.4	69.4	67.3	64.7	44.3	60.3	69.6	65.6		
Pioneer P52T50R	RR1	64.4	51.7	67.7	69.0	69.4	70.1	46.9	61.8	63.5	62.7		
Pioneer P53T73SR	RR1/STS	63.1	52.6	75.6	64.8	64.8	71.4	41.7	57.1	65.7	62.0		
Progeny P 5160 LL	LL	68.9	47.9	71.4	65.9	76.4	65.1	39.1	60.5	63.3	62.1		
Progeny P 5213 RY	RR2	72.3	54.8	76.5	66.9	59.8	63.4	47.2	58.0	66.7	63.0		
Progeny P 5220 LLS	LL/STS	58.8	41.7	70.4	60.1	65.3	64.1	38.0	54.4	58.8	56.9		
Progeny P 5333 RY	RR2	68.7	56.0	69.6	62.2	71.4	69.1	43.0	58.9	65.9	62.9		
R05-374	Conv.	65.3	53.6	69.6	62.4	68.5	68.5	43.7	58.2	64.2	61.6		
R09-430	Conv.	75.8	54.9	69.8	63.9	76.8	67.1	46.5	62.4	66.9	65.0		
R10-130RY	RR2	64.6	51.6	66.6	56.3	61.6	64.1	41.3	53.1	61.7	58.0		
R10-366RY	RR2	67.0	53.2	71.8	68.1	65.7	66.5	42.6	58.8	64.6	62.1		
R10-428RY	RR2	62.2	49.5	65.1	63.2	61.6	64.6	42.0	55.6	60.4	58.3		
REV [®] 51R53™	RR1	70.5	56.7	71.1	72.5	65.5	58.8	46.7	61.5	64.3	63.1		
REV [®] 52R74™	RR1	70.2	49.9	69.4	60.3	65.0	62.5	46.9	57.4	63.0	60.6		
REV [®] 53R23™	RR1	66.4	49.4	73.6	65.3	69.6	59.0	44.6	59.8	62.1	61.1		
S11-20124	Conv.	69.6	51.9	63.7	61.3	80.3	64.6	47.4	63.0	62.4	62.7		

Table 8. Yields of Early Maturity Group V, Full-Season, Soybean Varieties and Strains at All Locations, 2014¹, Continued.

Variety/Experimental Line	Herbicide Tolerance	Keiser				Stuttgart				Marianna				Rohwer				Kibler ²				Silt ³				All-Location	
		Keiser Irrigated	Keiser Non-Irrigated	Keiser Double-Crop Irrigated	Keiser Double-Crop Non-Irrigated	Stuttgart Irrigated	Stuttgart Non-Irrigated	Stuttgart Double-Crop Irrigated	Stuttgart Double-Crop Non-Irrigated	Marianna Irrigated	Marianna Non-Irrigated	Marianna Double-Crop Irrigated	Marianna Double-Crop Non-Irrigated	Rohwer Irrigated	Rohwer Non-Irrigated	Rohwer Double-Crop Irrigated	Rohwer Double-Crop Non-Irrigated	Kibler Irrigated	Kibler Non-Irrigated	Kibler Double-Crop Irrigated	Kibler Double-Crop Non-Irrigated	Silt Average	Silt Loam	Clay ⁴ Average	Location Average		
.....bu./A.....																											
Early Maturity Group V (RM 5.0 to 5.3) Continued																											
UA 5213C	Conv.	64.8	42.4	70.9	66.3	68.7	65.5	42.2	59.1	60.9	60.1																
USG 75G24L	LL	54.9	55.7	72.3	61.1	62.6	69.9	45.4	56.4	63.2	60.3																
Willcross WX 2524N	RR2	66.2	52.5	73.9	64.0	66.9	69.7	47.0	59.3	65.6	62.9																
Willcross WX 2534N	RR2	72.6	45.6	79.7	74.4	68.3	67.4	47.8	63.5	66.3	65.1																
GRAND MEAN		66.3	51.8	72.8	64.2	66.5	66.1	44.2	58.3	64.2	61.7																
LSD (5%)		4.8	5.3	5.4	9.2	4.2	6.8	5.0	6.1	5.6	5.8																
C.V.		6.1	8.8	6.4	12.2	5.3	8.7	8.3	8.6	7.5	8.0																

¹Keiser Irrigated = Northeast Research and Extension Center. Soil series = Sharkey silty clay.
 Keiser Non-Irrigated = Northeast Research and Extension Center. Soil series = Sharkey silty clay.
 Keiser Double-Crop Irrigated = Northeast Research and Extension Center. Soil series = Sharkey silty clay.
 Marianna Irrigated = Lon Mann Cotton Research Station. Soil Series = Calloway silt loam
 Stuttgart Irrigated = Rice Research and Extension Center. Soil series = Crowley silt loam.
 Rohwer Irrigated = Rohwer Research Station. Soil series = Sharkey clay.
 Kibler Irrigated = Vegetable Research Station. Soil series = Roxanna silt loam.

²Only Maturity Group V varieties and strains tested at the Kibler location. Tests were planted at this location on May 29 and replanted on June 25. Immediately following the first planting date the area received heavy rainfall resulting in inadequate stands.

³Average yields from Marianna Irrigated, Stuttgart Irrigated, and Kibler Irrigated.

⁴Average yields from Keiser Irrigated, Keiser Non-Irrigated, Keiser Double-Crop Irrigated and Rohwer Irrigated.

Table 9. Yields of Late Maturity Group V, Full-Season, Soybean Varieties and Strains at All Locations, 2014^{1,2}.

Variety/Experimental Line	Herbicide Tolerance	Keiser					Double-Crop		Rohrer		Kibler ³		Silt ⁴ Loam		Clay ⁵		All-Location Average
		Keiser Irrigated	Keiser Non-Irrigated	Irrigated	Irrigated	Non-Irrigated	Irrigated	Irrigated	Irrigated	Irrigated	Irrigated	Average	Average	Average	Average		
.....bu/A.....																	
<u>Late Maturity Group V (RM 5.4 to 5.9)</u>																	
AgVenture 55K5RR	RR1	62.7	53.6	66.4	65.2	65.4	40.2	52.7	62.0	58.9							
Armor 57-R17	RR2	66.0	52.5	64.0	68.3	71.2	43.0	55.6	63.4	60.8							
Asgrow AG5535 GENRR2Y	RR2	65.0	52.5	66.2	64.9	69.8	43.4	54.1	63.4	60.3							
Delta Grow DG5461LL	LL	63.4	46.7	65.2	68.8	64.2	40.2	54.5	59.9	58.1							
Delta Grow DG5475GENRR2Y	RR2	57.2	49.3	59.2	64.7	58.6	40.4	52.5	56.1	54.9							
Delta Grow DG5480GENRR2Y	RR2	63.0	49.9	67.4	68.9	72.0	43.0	55.9	63.1	60.7							
Delta Grow DG5481LL	LL	59.8	55.0	68.8	64.0	63.9	43.6	53.8	61.9	59.2							
Delta Grow DG5565GENRR2Y	RR2	63.6	52.0	66.6	64.5	62.0	41.7	53.1	61.1	58.4							
Delta Grow DG5575GENRR2Y	RR2	63.4	50.6	56.9	68.7	66.4	43.9	56.3	59.3	58.3							
Delta Grow DG5625GENRR2Y	RR2	63.4	50.6	60.7	72.2	60.0	44.5	58.3	58.7	58.6							
Dyna-Gro 32RY55	RR2	62.3	55.6	64.4	67.3	65.6	45.8	56.5	62.0	60.2							
Dyna-Gro S54RY43	RR2	63.2	48.9	65.5	66.2	59.9	42.3	54.2	59.4	57.6							
Dyna-Gro S56RY84	RR2	66.5	52.5	69.8	68.2	64.3	43.2	55.7	63.3	60.7							
Eagle Seed ES5400RR	RR1	65.3	52.9	65.3	61.3	61.5	40.2	50.7	61.2	57.7							
Eagle Seed ES5507RR	RR1	63.8	55.2	60.0	65.8	63.3	38.9	52.4	60.6	57.9							
Eagle Seed ES5650RR	RR1	65.0	53.5	64.9	71.8	57.6	40.0	55.9	60.3	58.8							
HALO 5:45	LL	63.0	55.2	70.5	71.2	60.5	40.0	55.6	62.3	60.1							
HBK RY5421	RR2/STS	63.2	53.1	66.3	68.7	63.5	49.2	59.0	61.5	60.6							
JTN-5110	Conv.	64.1	47.7	63.3	57.7	59.6	43.0	50.3	58.7	55.9							
MorSoy Xtra 54X41	RR2	63.3	54.8	68.2	63.4	63.0	44.5	54.0	62.3	59.5							
Mycogen 5N540R2	RR2	61.2	52.8	62.6	63.2	63.7	42.1	52.6	60.1	57.6							
Mycogen 5N550R2	RR2	64.4	51.0	66.1	69.1	66.2	45.8	57.4	61.9	60.4							
NK S55-C3 Brand	RR2	64.0	54.4	64.5	65.3	68.1	43.4	54.3	62.7	59.9							
Osage	Conv.	65.1	56.8	64.0	68.4	59.9	41.5	55.0	61.4	59.3							
Pioneer P54T94R	RR1	61.0	50.3	66.7	70.0	58.6	38.1	54.0	59.2	57.5							
Pioneer P56T03R2	RR2	56.7	48.9	66.5	66.9	64.9	36.4	51.7	59.2	56.7							
Progeny P 5460 LL	LL	60.7	54.6	69.9	67.6	66.5	40.9	54.3	62.9	60.0							

Table 9. Yields of Late Maturity Group V, Full-Season, Soybean Varieties and Strains at All Locations, 2014^{1,2}, Continued.

Variety/Experimental Line	Herbicide Tolerance	Keiser					Stuttgart Irrigated	Rohrer Irrigated	Kibler ³ Irrigated	Silt ⁴ Loam		Clay ⁵ Average	All-Location Average
		Keiser Irrigated	Keiser Non-Irrigated	Double-Crop Irrigated	bu/A	Average				Average			
Late Maturity Group V (RM 5.4 to 5.9) Continued													
Progeny P 5555 RY	RR2	67.2	50.5	55.3	69.1	67.3	43.4	56.3	60.1	58.8			
Progeny P 5610 RY	RR2	59.6	51.8	69.1	64.7	63.7	43.8	54.2	61.0	58.8			
Progeny P 5960 LL	LL	63.9	51.8	64.2	69.6	63.0	42.8	56.2	60.7	59.2			
R04-1250RR	RR1	59.0	52.0	61.9	57.5	63.0	38.9	48.2	59.0	55.4			
R07-6614RR	RR1	60.2	49.7	63.0	69.6	58.0	44.3	56.9	57.7	57.5			
R10-197RY	RR2	61.0	47.1	69.1	67.5	67.6	42.4	55.0	61.2	59.1			
R10-453RY	RR2	65.4	52.5	66.2	60.2	65.0	42.1	51.1	62.3	58.5			
REV® 54R84™	RR1	63.8	48.5	62.4	65.6	65.9	44.3	54.9	60.2	58.4			
REV® 55L95™	LL	65.9	51.1	66.8	64.1	65.6	41.5	52.8	62.3	59.2			
REV® 55R53™	RR1	62.0	46.6	62.5	62.9	60.9	46.0	54.4	58.0	56.8			
REV® 56A54™	RR2	60.0	46.2	61.1	66.6	61.8	37.4	52.0	57.3	55.5			
REV® 56R63™	RR1	65.1	57.1	68.8	68.9	63.1	43.2	56.0	63.5	61.0			
REV® 57R21™	RR1	68.0	56.0	59.2	75.3	63.3	36.8	56.1	61.6	59.7			
UA 5414RR	RR1	57.5	49.9	60.1	62.7	55.4	40.8	51.7	55.7	54.4			
UA 5612	Conv.	67.7	54.6	69.0	72.2	63.7	47.9	60.1	63.7	62.5			
USG 75Q42R	RR2	59.3	48.0	64.2	62.5	61.9	43.0	52.8	58.4	56.5			
GRAND MEAN		62.9	51.7	64.7	66.5	63.5	42.3	54.4	60.7	58.6			
LSD (5%)		4.8	3.9	6.5	4.2	5.4	3.8	4.0	5.2	4.8			
C.V.		6.5	6.4	8.6	5.4	7.3	6.6	6.0	7.2	6.8			

Table 9. Yields of Late Maturity Group V, Full-Season, Soybean Varieties and Strains at All Locations, 2014^{1,2}, Continued.

¹Keiser Irrigated = Northeast Research and Extension Center. Soil series = Sharkey silty clay.

Keiser Nonirrigated = Northeast Research and Extension Center. Soil series = Sharkey silty clay.

Keiser Double-Crop Irrigated = Northeast Research and Extension Center. Soil series = Sharkey silty clay.

Stuttgart Irrigated = Rice Research and Extension Center. Soil series = Crowley silt loam.

Rohwer Irrigated = Rohwer Research Station. Soil series = Desha silt loam.

Kibler Irrigated = Vegetable Research Station. Soil series = Roxanna silt loam.

²Yields from the Marianna location were not reported due to low yields and poor uniformity.

³Only Maturity Group V varieties and strains tested at the Kibler location. Tests were planted at this location on May 29 and replanted on June 25. Immediately following the first planting date the area received heavy rainfall resulting in inadequate stands.

⁴Average yields from Stuttgart Irrigated and Kibler Irrigated.

⁵Average yields from Keiser Irrigated, Keiser Non-Irrigated, Keiser Double-Crop Irrigated and Rohwer Irrigated.

**Table 10. Performance of Irrigated, Full-Season, Soybean Varieties and Strains,
Northeast Research and Extension Center, Keiser, Ark., 2014.**

Variety/Experimental Line	2014	2-Year ¹	3-Year ²	Maturity Date	Lodging Score	Shatter Score	Plant Height
		Average	Average				
.....bu/A.....							
<u>Early Maturity Group IV (RM 4.0 to 4.5)</u>							
Mycogen 5N451R2	82.9	81.9	•	9/28	1.3	1.0	42
Dyna-Gro 31RY45	79.2	78.3	81.0	9/28	1.0	1.0	39
Seedway SG 4513	79.1	•	•	9/28	1.5	1.0	37
Armor 44-R08	76.7	79.2	81.1	9/25	1.0	1.0	37
AvDx-D514	76.0	•	•	9/29	1.0	1.0	38
Progeny P 4211 RY	75.9	76.2	79.2	9/26	1.0	1.0	34
Armor AX4440	75.8	•	•	9/25	1.0	1.0	33
Dyna-Gro S43RY95	75.4	•	•	9/25	1.5	1.0	39
REV® 44A15™	75.0	•	•	9/24	1.0	1.0	35
Dyna-Gro 39RY43	74.1	75.2	79.8	9/27	1.0	1.0	35
Pioneer P45T11R	73.8	•	•	9/28	1.0	1.0	40
Armor AX4430	73.5	•	•	9/23	1.0	1.0	36
MorSoy Xtra 44X82	73.4	74.6	78.7	9/25	1.0	1.0	35
HALO X445	73.4	•	•	9/25	1.0	1.0	37
Armor 43-R43	73.3	76.4	•	9/23	1.0	1.0	38
Willcross WX2454N	73.0	•	•	9/28	1.0	1.0	35
HALO 4:40	73.0	73.3	•	9/25	1.0	1.0	37
Mycogen 5N452R2	72.7	•	•	9/29	1.3	1.0	35
Progeny P 4440 RY	72.6	•	•	9/24	1.3	1.0	38
USG 74F24RS	72.3	•	•	9/28	1.3	1.0	39
Armor AX4410	71.9	•	•	9/24	1.0	1.0	33
NK S40-N2 Brand	71.5	•	•	9/19	1.0	1.0	35
USG 74F53R	70.1	•	•	9/28	1.3	1.0	38
NK S43-K1 Brand	70.1	71.3	•	9/27	1.0	1.0	38
Armor AX4450	69.7	•	•	9/26	1.0	1.0	38
Progeny P 4560 LL	69.1	72.1	•	9/26	1.0	1.0	39
Progeny P 4510 RYS	68.7	73.6	75.3	9/27	1.0	1.0	38
NK S41-J6 Brand	68.3	•	•	9/23	1.0	1.0	39
NK S45-V8 Brand	68.0	69.6	•	9/24	1.3	1.0	35
HALO X440	66.4	•	•	9/20	1.3	1.0	33
Armor AX4390	66.2	•	•	9/19	1.0	1.0	35
GRAND MEAN	72.9	•	•	9/25	1.1	1.0	37
LSD (5%)	5.1	•	•	2	0.4	•	•
C.V.	5.9	•	•	6	29.3	•	•

**Table 10. Performance of Irrigated, Full-Season, Soybean Varieties and Strains,
Northeast Research and Extension Center, Keiser, Ark., 2014, Continued.**

Variety/Experimental Line	2014	2-Year ¹ Average	3-Year ² Average	Maturity Date	Lodging Score	Shatter Score	Plant Height
.....bu/A.....							
<u>Mid Maturity Group IV (RM 4.6 to 4.7)</u>							
NK S47-K5 Brand	81.4	•	•	9/28	1.0	1.0	36
Armor 47-R13	80.3	77.1	79.9	9/30	1.0	1.0	40
Seedway SG 4713	78.4	•	•	9/29	1.0	1.0	40
Pioneer P47T36R	78.0	79.7	•	9/27	1.0	1.0	35
Willcross WX2464NS	77.1	•	•	9/29	1.3	1.0	36
Pioneer P47T89R	76.5	•	•	9/27	1.0	1.0	43
Progeny P 4788 RY	75.5	•	•	9/27	1.0	1.0	44
CZ 4748 LL	75.2	•	•	9/29	1.0	1.0	35
AvDx-D714	75.2	•	•	9/28	1.0	1.0	43
MorSoy Xtra 47X12	75.2	73.8	77.0	9/30	1.0	1.0	43
Eagle Seed ES4720RY	75.0	•	•	9/27	1.0	1.0	36
Delta Grow DG4755GENRR2Y	74.9	76.0	76.1	9/26	1.0	1.0	37
Armor AX4471	73.8	•	•	9/27	1.0	1.0	37
Delta Grow DG4765GENRR2Y/STS	73.8	75.1	78.0	9/30	1.0	1.0	40
Armor AX4460	73.5	•	•	9/25	1.3	1.0	39
Mycogen 5N478R2	73.5	74.8	•	9/28	1.3	1.0	39
Progeny P 4613 RYS	73.3	74.4	•	9/28	1.5	1.0	40
Dyna-Gro S47RY13	73.3	73.5	74.6	9/27	1.3	1.0	41
Delta Grow DG4670GENRR2Y	73.3	75.5	79.5	9/28	1.0	1.0	36
Armor 46-R65	72.4	74.4	•	9/28	1.3	1.0	37
REV® 47R53™	71.4	76.7	76.3	9/26	1.0	1.0	38
Armor X447C	71.2	•	•	9/26	2.3	1.0	33
Davis 4146RR2YS	71.1	75.1	•	9/29	1.3	1.0	38
REV® 47R34™	71.1	75.8	•	9/28	1.0	1.0	32
Armor AX4470	70.8	•	•	9/29	1.0	1.0	40
Delta Grow DG4775GENRR2Y	70.7	•	•	9/29	1.0	1.0	37
Progeny P 4747 RY	70.6	71.9	73.3	9/29	1.0	1.0	35
HBK RY4721	70.0	71.3	74.9	9/29	1.0	1.0	37
Armor X47C	69.8	70.0	•	9/28	1.0	1.0	35
MorSoy Xtra 46X04	69.8	•	•	9/25	1.3	1.0	36
AvDx-D613	69.7	75.7	77.7	9/26	1.0	1.0	35
NK S46-L2 Brand	69.4	74.0	•	9/25	1.3	1.0	37
REV® 46R64™	69.3	74.7	•	9/26	1.0	1.0	39
Delta Grow DG4685GENRR2Y	68.8	•	•	9/25	1.3	1.0	39
HBK LL4650	68.4	71.5	•	9/24	1.3	1.0	36
Eagle Seed ES4777RR	68.2	•	•	9/30	1.0	1.0	40
HALO 4:76	67.7	•	•	9/27	1.0	1.0	39
Davis 4447RR2YS	67.5	•	•	9/29	1.0	1.0	38
Dyna-Gro S46RY85	67.0	•	•	9/26	1.0	1.0	38
HBK LL4653	66.2	70.0	•	9/25	1.0	1.0	35
MPG 4714	66.1	•	•	9/27	1.0	1.0	40
HBK RY4620	61.3	68.7	72.4	9/27	1.3	1.0	35
R08-2797	60.6	62.1	•	9/29	1.0	1.0	39
Progeny P 4620 LLS	60.0	•	•	9/30	1.8	1.0	46
Delta Grow DG4767LL/STS	56.4	•	•	9/30	2.0	1.0	46
Go Soy 4713	56.3	•	•	9/30	2.5	1.0	41
USG 74G74LS	52.1	•	•	9/30	2.0	1.0	50
GRAND MEAN	70.4	•	•	9/28	1.2	1.0	39
LSD (5%)	5.2	•	•	1	0.5	•	•
C.V.	6.3	•	•	4	36.3	•	•

**Table 10. Performance of Irrigated, Full-Season, Soybean Varieties and Strains,
Northeast Research and Extension Center, Keiser, Ark., 2014, Continued.**

Variety/Experimental Line	2014	2-Year ¹ Average	3-Year ² Average	Maturity Date	Lodging Score	Shatter Score	Plant Height
bu/A.....						
<u>Late Maturity Group IV (RM 4.8 to 4.9)</u>							
Progeny P 4900 RY	78.8	80.3	83.9	09/30	1.0	1.0	39
Mycogen 5N479R2	78.1	•	•	10/01	1.0	1.0	39
Pioneer P48T53R	77.8	78.0	•	09/28	1.0	1.0	33
Dyna-Gro S48RS53	77.1	76.0	•	10/01	1.0	1.0	39
NK S49-F8 Brand	77.0	76.9	79.2	09/29	1.0	1.0	36
REV® 49A55™	76.9	•	•	09/30	1.0	1.0	42
Armor 49-R56	76.8	81.2	83.9	09/28	1.0	1.0	43
Asgrow AG4835 GENRR2Y/SR	75.6	•	•	10/02	1.0	1.0	42
ELLIS	74.9	•	•	10/03	1.0	1.0	31
REV® 48R44™	74.2	78.2	•	09/29	1.0	1.0	34
Hoegemeyer 4822 NRR™	74.0	•	•	09/28	1.0	1.0	39
REV® 49R94™	73.6	76.2	•	09/30	1.0	1.0	38
AvDx-D914	73.2	•	•	10/02	1.0	1.0	37
MPG 483C	73.1	•	•	10/02	1.8	1.0	36
Dyna-Gro S49RY25	73.0	•	•	10/02	1.0	1.0	39
Progeny P 4850 RYS	72.8	74.6	78.9	09/30	1.0	1.0	43
AvDx-D814	72.4	•	•	09/29	1.0	1.0	36
MorSoy Xtra 49X54	71.9	•	•	10/01	1.0	1.0	38
Pioneer P48T67L	71.7	•	•	09/27	1.0	1.0	31
MorSoy Xtra 48X02	71.4	74.3	76.1	09/28	1.0	1.0	39
Pioneer P49T97R	71.1	73.9	•	10/02	1.0	1.0	35
HALO X448	70.9	•	•	09/29	1.0	1.0	40
Armor X48C	70.7	73.5	•	10/01	1.0	1.0	39
Davis 4148RR2YS	70.7	73.9	74.8	10/01	1.0	1.0	39
Mycogen X54490NR2	69.8	•	•	10/02	1.0	1.0	39
S11-20356	69.8	•	•	10/01	1.3	1.0	37
Delta Grow DG4925GENRR2Y	69.6	71.1	74.5	10/02	1.0	1.0	37
Armor 49-C3	69.4	71.3	75.4	10/02	1.0	1.0	30
Delta Grow DG4985GENRR2Y	69.3	•	•	10/02	1.0	1.0	34
HBK LL4850	69.3	67.3	•	09/30	1.0	1.0	37
HALO 4:95	69.2	71.5	•	09/28	1.3	1.0	38
Eagle Seed ES4960RY	69.2	•	•	10/01	1.0	1.0	37
CZ 4959 RY	69.1	•	•	09/30	1.0	1.0	39
Progeny P 4848 RYS	69.0	•	•	10/01	1.0	1.0	40
Armor AX4490	68.2	•	•	09/30	1.0	1.0	37
Progeny P 4930 LL	68.0	68.8	•	10/03	1.3	1.0	44
Delta Grow DG4867LL	68.0	69.4	70.5	09/28	1.3	1.0	36
REV® 48R22™	68.0	69.8	72.7	09/28	1.8	1.0	37
Progeny P 4928 LL	67.8	67.7	69.1	10/03	2.0	1.0	43
USG 74B94RS	67.7	•	•	10/02	1.0	1.0	38
Willcross RY2494NS	67.7	69.4	•	10/01	1.0	1.0	37
REV® 49A75™	67.7	•	•	09/30	1.0	1.0	35
R05-3239	67.4	69.7	73.4	10/02	1.0	1.0	34

**Table 10. Performance of Irrigated, Full-Season, Soybean Varieties and Strains,
Northeast Research and Extension Center, Keiser, Ark., 2014, Continued.**

Variety/Experimental Line	2014	2-Year ¹	3-Year ²	Maturity	Lodging	Shatter	Plant
bu/A.....	Average	Average	Date	Score	Score	Height
<u>Late Maturity Group IV (RM 4.8 to 4.9) Continued</u>							
Delta Grow DG4880RR	67.1	69.2	72.6	10/02	1.5	1.0	39
Eagle Seed ES4840RY	66.8	•	•	10/01	1.0	1.0	39
Delta Grow DG4825GENRR2Y/STS	66.5	71.5	73.5	10/02	1.5	1.0	39
REV® 52A94™	66.4	•	•	10/02	2.0	1.0	38
Hoegemeyer 4904 NR2S™	66.3	•	•	09/30	1.3	1.0	37
HBK LL4953	66.0	72.8	•	10/03	1.0	1.0	47
REV® 49A14™	65.6	•	•	09/30	1.3	1.0	41
HALO 4:94	65.5	69.0	71.4	10/02	2.0	1.0	47
R09-4571	65.1	•	•	09/29	1.0	1.0	44
Delta Grow DG4930GENRR2Y	65.0	•	•	10/02	1.0	1.0	33
Asgrow AG4934 GENRR2Y/SR	64.8	71.0	•	10/02	1.0	1.0	41
Progeny P 4819 LL	64.7	68.3	69.4	09/30	1.3	1.0	36
Delta Grow DG4940RR	64.6	69.4	•	10/02	1.8	1.0	28
Delta Grow DG4990LL	64.5	69.7	72.4	10/02	2.5	1.0	37
Willcross WX2495N	64.1	•	•	09/29	1.0	1.0	46
REV® 49L29™	64.1	•	•	10/02	1.3	1.0	43
MorSoy Xtra 48X34	63.5	•	•	10/02	1.0	1.0	39
USG 74B83R	63.4	70.9	•	10/02	1.3	1.0	39
Delta Grow DG4970RR	62.5	68.6	72.5	10/02	2.0	1.0	30
Armor X49C	62.5	69.1	•	10/02	1.3	1.0	41
Armor 48-R66	61.8	69.2	•	10/01	1.0	1.0	39
Dyna-Gro S49LS65	61.4	•	•	10/02	2.0	1.0	45
Delta Grow DG4967LL	61.3	66.3	69.8	10/03	1.3	1.0	45
Go Soy 4914	60.8	•	•	10/02	2.0	1.0	47
Eagle Seed ES4998RR	59.6	66.7	72.1	10/05	1.0	1.0	37
HALO X449	59.6	•	•	10/02	2.0	1.0	62
HBK LL4950	59.6	66.9	•	10/03	1.3	1.0	47
Armor AX4480	59.0	•	•	09/26	1.0	1.0	39
S09-6262	58.6	•	•	10/02	1.0	1.0	39
Delta Grow DG4981LL/STS	58.0	63.7	•	10/05	1.5	1.0	40
HALO 4:97	56.4	60.6	•	10/01	2.8	1.0	45
GRAND MEAN	68.1	•	•	10/01	1.2	1.0	39
LSD (5%)	5.2	•	•	1	0.4	•	•
C.V.	6.5	•	•	4	29.1	•	•

**Table 10. Performance of Irrigated, Full-Season, Soybean Varieties and Strains,
Northeast Research and Extension Center, Keiser, Ark., 2014, Continued.**

Variety/Experimental Line	2014	2-Year ¹ Average	3-Year ² Average	Maturity Date	Lodging Score	Shatter Score	Plant Height
bu/A.....						
<u>Early Maturity Group V (RM 5.0 to 5.3)</u>							
Pioneer P50T64R	76.6	78.4	•	10/02	1.0	1.0	37
R09-430	75.8	75.6	•	10/04	1.0	1.0	30
Armor 51-R50	73.9	77.3	77.1	10/06	1.0	1.0	39
Asgrow AG5332 GENRR2Y	73.2	78.2	80.3	10/06	1.0	1.0	35
Willcross WX 2534N	72.6	•	•	10/04	1.0	1.0	45
Progeny P 5213 RY	72.3	73.0	•	10/04	1.0	1.0	45
MorSoy Xtra 51X31	72.0	•	•	10/05	1.0	1.0	37
Armor AX4520	71.8	•	•	10/04	1.0	1.0	38
HBK RY5221	71.6	73.8	76.0	10/06	1.5	1.0	40
Asgrow AG5233 GENRR2Y/SR	71.3	75.7	76.8	10/04	1.0	1.0	35
NK S52-Y2 Brand	70.9	75.5	•	10/04	1.0	1.0	39
Mycogen X54522NR2	70.9	•	•	10/05	1.3	1.0	35
REV® 51R53™	70.5	76.4	80.2	10/04	1.0	1.0	40
REV® 52R74™	70.2	73.0	74.6	10/04	1.8	1.0	39
Armor 53-R16	70.0	74.8	79.5	10/05	1.0	1.0	37
Asgrow AG5335 GENRR2Y/SR	69.6	•	•	10/06	1.0	1.0	38
S11-20124	69.6	•	•	10/05	1.8	1.0	27
Leland	69.6	71.8	•	10/04	1.0	1.0	32
Armor AX4500	69.2	•	•	10/02	1.0	1.0	39
Eagle Seed ES5225RY	69.1	•	•	10/05	1.0	1.0	45
Progeny P 5160 LL	68.9	70.9	74.3	10/04	1.0	1.0	35
Progeny P 5333 RY	68.7	72.3	•	10/05	1.0	1.0	39
CZ 5150 LL	67.5	•	•	10/04	1.3	1.0	37
Dyna-Gro S52RY75	67.0	•	•	10/05	1.0	1.0	37
R10-366RY	67.0	•	•	10/05	1.0	1.0	28
NK S51-C5 Brand	66.9	•	•	10/03	1.0	1.0	55
HALO X451	66.5	•	•	10/05	1.3	1.0	44
REV® 53R23™	66.4	66.8	72.8	10/03	1.0	1.0	34
Armor 50-R44	66.4	71.3	•	10/04	1.3	1.0	43
Delta Grow DG5230GENRR2Y	66.3	•	•	10/05	1.0	1.0	35
Willcross WX 2524N	66.2	•	•	10/04	1.3	1.0	39
Ozark	66.1	70.1	70.8	10/05	1.0	1.0	28
Delta Grow DG5367LL	65.8	•	•	10/04	1.3	1.0	38
Eagle Seed ES5335RY	65.7	•	•	10/04	1.0	1.0	37
HALO 5:26	65.7	65.9	•	10/04	1.0	1.0	35
AvDx-V213	65.3	72.1	•	10/05	2.3	1.0	33
R05-374	65.3	67.8	•	10/03	1.3	1.0	35
Hoegemeyer 5280 NRS™	65.1	•	•	10/05	1.0	1.0	36
HALO 5:25	64.8	•	•	10/04	1.3	1.0	32
UA 5213C	64.8	68.3	68.4	10/04	1.0	1.0	34
R10-130RY	64.6	69.3	•	10/05	1.3	1.0	36
Pioneer P52T50R	64.4	•	•	10/04	1.0	1.0	39
MPG 5214NRR	64.0	66.3	•	10/05	1.0	1.0	28
Pioneer P53T73SR	63.1	•	•	10/05	1.0	1.0	35
MPG 5314NRR	62.8	•	•	09/29	1.5	1.0	39
R10-428RY	62.2	68.7	•	10/05	1.0	1.0	35
HALO 5:01	62.1	68.2	66.6	10/05	2.0	1.0	48

**Table 10. Performance of Irrigated, Full-Season, Soybean Varieties and Strains,
Northeast Research and Extension Center, Keiser, Ark., 2014, Continued.**

Variety/Experimental Line	2014	2-Year ¹	3-Year ²	Maturity Date	Lodging Score	Shatter Score	Plant Height
		Average	Average				
bu/A.....						
<u>Early Maturity Group V (RM 5.0 to 5.3) Continued</u>							
Pioneer 95L01	61.8	•	•	10/05	1.0	1.0	46
JTN-4307	60.7	58.9	60.2	10/02	1.3	1.0	43
HALO X452	60.5	•	•	10/05	1.3	1.0	47
CZ 5242 LL	59.9	•	•	10/05	1.5	1.0	46
MorSoy Xtra 53X82	59.8	67.6	68.0	10/07	1.0	1.0	46
Delta Grow DG5067LL	59.5	•	•	10/05	1.5	1.0	46
Progeny P 5220 LLS	58.8	•	•	10/06	1.8	1.0	49
Hutcheson	58.7	63.1	61.9	10/04	1.0	1.0	30
Go Soy 5214	57.8	•	•	10/05	1.0	1.0	49
USG 75G24L	54.9	•	•	10/05	1.5	1.0	47
Go Soy 5213	51.9	•	•	10/05	2.3	1.0	55
GRAND MEAN	66.3	•	•	10/04	1.2	1.0	39
LSD (5%)	4.8	•	•	1	0.4	•	•
C.V.	6.1	•	•	3	28.1	•	•

Late Maturity Group V (RM 5.4 to 5.9)

REV [®] 57R21 [™]	68.0	62.1	68.1	10/06	1.0	1.0	33
UA 5612	67.7	71.1	71.4	10/06	1.0	1.0	29
Progeny P 5555 RY	67.2	73.2	•	10/07	1.3	1.0	36
Dyna-Gro S56RY84	66.5	60.6	•	10/07	1.3	1.0	40
Armor 57-R17	66.0	•	•	10/07	1.3	1.0	39
REV [®] 55L95 [™]	65.9	•	•	10/03	1.7	1.0	32
R10-453RY	65.4	•	•	10/06	1.0	1.0	30
Eagle Seed ES5400RR	65.3	67.2	66.2	10/06	1.0	1.0	47
REV [®] 56R63 [™]	65.1	61.8	67.7	10/08	1.5	1.0	39
Osage	65.1	70.6	73.4	10/05	1.0	1.0	32
Asgrow AG5535 GENRR2Y	65.0	•	•	10/07	1.0	1.0	38
Eagle Seed ES5650RR	65.0	60.7	67.7	10/07	1.0	1.0	37
Mycogen 5N550R2	64.4	•	•	10/06	1.0	1.0	39
JTN-5110	64.1	68.3	70.1	10/06	1.0	1.0	33
NK S55-C3 Brand	64.0	•	•	10/07	1.5	1.0	30
Progeny P 5960 LL	63.9	69.4	71.1	10/06	1.0	1.0	33
Eagle Seed ES5507RR	63.8	66.1	67.3	10/07	1.0	1.0	40
REV [®] 54R84 [™]	63.8	70.8	73.7	10/06	1.0	1.0	28
Delta Grow DG5565GENRR2Y	63.6	67.0	•	10/07	1.0	1.0	33
Delta Grow DG5575GENRR2Y	63.4	68.4	•	10/07	1.3	1.0	39
Delta Grow DG5461LL	63.4	68.3	66.9	10/05	1.5	1.0	41
Delta Grow DG5625GENRR2Y	63.4	56.7	•	10/06	1.0	1.0	32
MorSoy Xtra 54X41	63.3	•	•	10/06	1.0	1.0	35
Dyna-Gro S54RY43	63.2	68.7	68.6	10/07	1.0	1.0	34
HBK RY5421	63.2	71.5	73.4	10/05	1.3	1.0	35
Delta Grow DG5480GENRR2Y	63.0	69.7	•	10/06	1.3	1.0	41

**Table 10. Performance of Irrigated, Full-Season, Soybean Varieties and Strains,
Northeast Research and Extension Center, Keiser, Ark., 2014, Continued.**

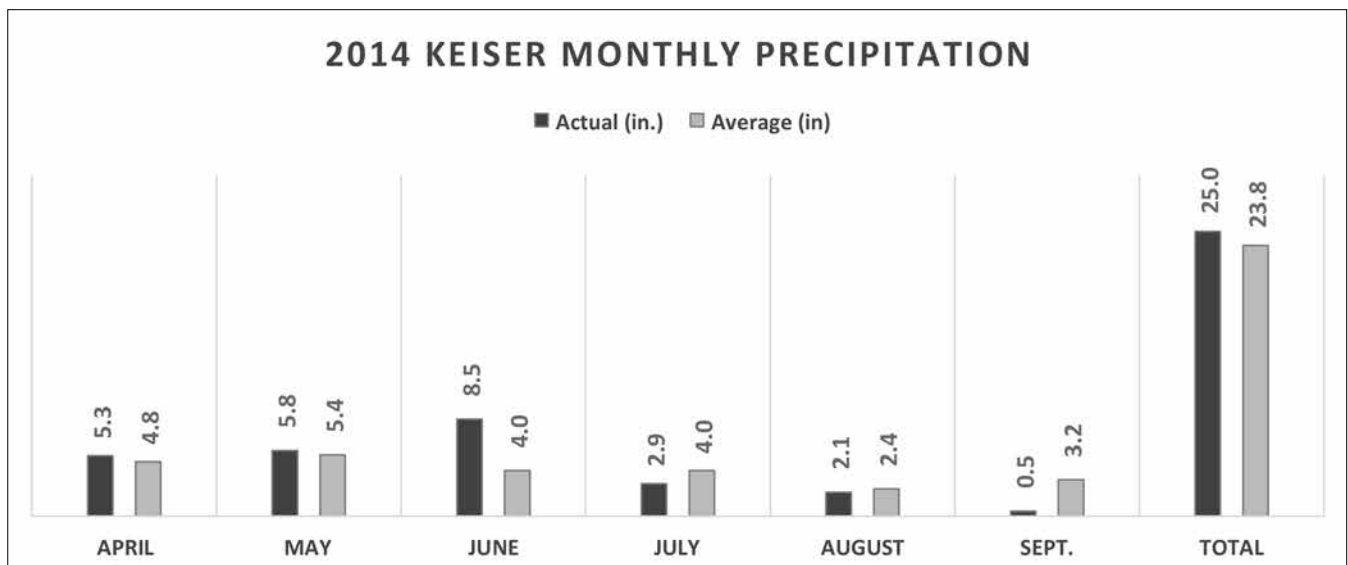
Variety/Experimental Line	2014	2-Year ¹	3-Year ²	Maturity Date	Lodging Score	Shatter Score	Plant Height
		Average	Average				
bu/A.....						
Late Maturity Group V (RM 5.4 to 5.9) Continued							
HALO 5:45	63.0	67.9	70.2	10/07	1.0	1.0	33
AgVenture 55K5RR	62.7	69.8	71.9	10/08	1.0	1.0	35
Dyna-Gro 32RY55	62.3	70.6	72.4	10/07	1.0	1.0	35
REV® 55R53™	62.0	69.8	70.0	10/06	1.3	1.0	35
Mycogen 5N540R2	61.2	•	•	10/07	1.0	1.0	37
R10-197RY	61.0	56.3	•	10/06	1.0	1.0	38
Pioneer P54T94R	61.0	68.3	•	10/04	1.0	1.0	34
Progeny P 5460 LL	60.7	61.4	63.7	10/02	2.3	1.0	50
R07-6614RR	60.2	•	•	10/08	1.0	1.0	35
REV® 56A54™	60.0	•	•	10/07	1.3	1.0	33
Delta Grow DG5481LL	59.8	65.5	•	10/07	2.5	1.0	50
Progeny P 5610 RY	59.6	59.0	61.6	10/06	1.0	1.0	39
USG 75Q42R	59.3	66.8	68.9	10/07	1.0	1.0	38
R04-1250RR	59.0	54.8	•	10/06	1.0	1.0	41
UA 5414RR	57.5	62.7	64.7	10/06	1.7	1.0	33
Delta Grow DG5475GENRR2Y	57.2	63.0	67.8	10/07	1.5	1.0	39
Pioneer P56T03R2	56.7	•	•	10/07	1.3	1.0	39
GRAND MEAN	62.9	•	•	10/06	1.2	1.0	36
LSD (5%)	4.8	•	•	1	0.4	•	•
C.V.	6.5	•	•	11	31.4	•	•

¹Average Yield for 2013 and 2014.

²Average Yield for 2012, 2013, 2014.

Table 10. Performance of Irrigated, Full-Season, Soybean Varieties and Strains, Northeast Research and Extension Center, Keiser, Ark., 2014, Continued.

Soil Series:	Sharkey clay	Herbicide Application(s):	Valor + Gramoxone	May 24
Soil pH:	6.8		Prefix + Select	June 16
Previous Crop:	Soybean		Select	July 8
Row Width:	38"	Harvest Date:	Early MG 4	Oct. 1
Planting Date:	May 24		Mid MG 4	Oct. 5
Irrigation Dates:	July 25		Late MG 4	Oct. 19
	Aug. 4, 27		Early MG 5	Oct. 19
			Late MG 5	Oct. 20



**Table 11. Performance of Non-Irrigated, Full-Season, Soybean Varieties and Strains,
Northeast Research and Extension Center, Keiser, Ark., 2014.**

Variety/Experimental Line	2014	2-Year ¹	3-Year ²	Maturity Date	Lodging Score	Shatter Score	Plant Height
		Average	Average				
bu/A.....						
<u>Early Maturity Group IV (RM 4.0 to 4.5)</u>							
Seedway SG 4513	60.8	•	•	9/26	1.0	1.0	33
Mycogen 5N451R2	57.9	53.9	•	9/27	1.0	1.0	32
Armor AX4410	56.1	•	•	9/21	1.0	1.0	27
HALO X445	56.1	•	•	9/24	1.0	1.0	29
Dyna-Gro S43RY95	55.4	•	•	9/26	1.0	1.0	36
HALO 4:40	55.4	51.5	•	9/24	1.0	1.0	36
AvDx-D514	54.4	•	•	9/26	1.0	1.0	34
Armor 43-R43	54.4	52.2	•	9/25	1.0	1.0	31
Dyna-Gro 31RY45	54.2	56.6	54.1	9/26	1.0	1.0	31
USG 74F24RS	53.9	•	•	9/26	1.0	1.0	37
NK S45-V8 Brand	53.8	53.9	•	9/25	1.0	1.0	28
Mycogen 5N452R2	53.7	•	•	9/27	1.0	1.0	29
Progeny P 4510 RYS	53.6	53.3	51.3	9/26	1.0	1.0	30
HALO X440	53.6	•	•	9/21	1.0	1.0	29
Progeny P 4211 RY	52.7	56.1	53.5	9/25	1.0	1.0	30
Armor AX4440	52.5	•	•	9/23	1.0	1.0	29
Dyna-Gro 39RY43	52.5	51.9	51.8	9/26	1.0	1.0	27
Armor 44-R08	52.4	53.4	52.2	9/25	1.0	1.0	28
Willcross WX2454N	51.8	•	•	9/25	1.0	1.0	34
REV [®] 44A15 [™]	51.4	•	•	9/23	1.0	1.0	31
USG 74F53R	50.7	•	•	9/26	1.0	1.0	26
Pioneer P45T11R	50.6	•	•	9/26	1.0	1.0	34
MorSoy Xtra 44X82	50.0	48.1	45.7	9/25	1.0	1.0	31
NK S40-N2 Brand	49.4	•	•	9/20	1.0	1.0	28
Armor AX4430	48.4	•	•	9/22	1.0	1.0	31
NK S43-K1 Brand	48.2	42.5	•	9/25	1.0	1.0	30
Armor AX4390	47.3	•	•	9/19	1.0	1.0	26
Armor AX4450	46.9	•	•	9/24	1.0	1.0	33
Progeny P 4440 RY	45.2	•	•	9/22	1.0	1.0	33
NK S41-J6 Brand	45.0	•	•	9/23	1.0	1.0	33
Progeny P 4560 LL	43.9	47.1	•	9/24	1.0	1.0	35
GRAND MEAN	52.0	•	•	9/24	1.0	1.0	31
LSD (5%)	7.1	•	•	2	•	•	•
C.V.	10.0	•	•	5	•	•	•

Table 11. Performance of Non-Irrigated, Full-Season, Soybean Varieties and Strains, Northeast Research and Extension Center, Keiser, Ark., 2014, Continued.

Variety/Experimental Line	2014	2-Year ¹ Average	3-Year ² Average	Maturity Date	Lodging Score	Shatter Score	Plant Height
.....bu/A.....							
<u>Mid Maturity Group IV (RM 4.6 to 4.7)</u>							
Armor 47-R13	64.4	60.5	58.1	9/29	1.5	1.0	31
AvDx-D714	64.3	•	•	9/28	1.0	1.0	34
Delta Grow DG4765GENRR2Y/STS	64.1	59.2	57.5	9/30	1.3	1.0	36
Seedway SG 4713	62.3	•	•	9/30	1.0	1.0	35
REV® 47R34™	62.0	57.6	•	9/28	1.5	1.0	32
NK S47-K5 Brand	61.3	•	•	9/28	1.0	1.0	30
MorSoy Xtra 47X12	60.8	56.0	55.9	9/30	1.0	1.0	35
CZ 4748 LL	60.3	•	•	9/29	1.0	1.0	29
Progeny P 4747 RY	58.9	57.6	55.5	9/28	1.3	1.0	31
Pioneer P47T89R	58.2	•	•	9/28	1.0	1.0	33
REV® 47R53™	58.1	55.6	55.3	9/26	1.0	1.0	33
AvDx-D613	57.2	56.8	56.6	9/27	1.0	1.0	29
Dyna-Gro S47RY13	56.8	53.8	51.9	9/27	1.0	1.0	33
Eagle Seed ES4720RY	56.7	•	•	9/27	1.0	1.0	31
Delta Grow DG4755GENRR2Y	56.0	55.8	54.6	9/27	1.0	1.0	32
REV® 46R64™	56.0	53.6	•	9/26	1.0	1.0	35
Dyna-Gro S46RY85	55.7	•	•	9/23	1.0	1.0	26
Armor AX4471	54.7	•	•	9/27	1.0	1.0	28
Eagle Seed ES4777RR	54.2	50.8	51.5	9/29	1.0	1.0	30
Willcross WX2464NS	54.0	•	•	9/28	1.0	1.0	32
Delta Grow DG4670GENRR2Y	53.9	54.5	51.5	9/27	1.0	1.0	26
Davis 4146RR2YS	53.7	54.7	•	9/27	1.0	1.0	31
Armor AX4460	53.7	•	•	9/26	1.0	1.0	33
Armor 46-R65	53.5	54.1	•	9/27	1.0	1.0	35
HBK LL4653	53.3	50.7	•	9/25	1.0	1.0	33
HBK RY4721	53.3	54.7	52.0	9/28	1.0	1.0	34
Progeny P 4788 RY	52.9	•	•	9/25	1.0	1.0	31
MPG 4714	52.9	•	•	9/26	1.0	1.0	30
Armor AX4470	52.8	•	•	9/28	1.0	1.0	30
Delta Grow DG4775GENRR2Y	51.4	•	•	9/29	1.0	1.0	30
Go Soy 4713	51.3	•	•	9/30	1.0	1.0	34
Mycogen 5N478R2	50.8	52.8	•	9/27	1.0	1.0	32
Pioneer P47T36R	50.4	47.1	•	9/27	1.0	1.0	35
R08-2797	49.8	48.3	•	9/29	1.0	1.0	33
HBK RY4620	49.2	52.0	50.2	9/28	1.0	1.0	30
Davis 4447RR2YS	48.9	•	•	9/28	1.0	1.0	33
MorSoy Xtra 46X04	48.7	•	•	9/25	1.0	1.0	31
Progeny P 4613 RYS	48.6	50.5	•	9/26	1.0	1.0	30
Progeny P 4620 LLS	47.6	•	•	9/29	1.3	1.0	37
HALO 4:76	47.3	•	•	9/25	1.0	1.0	31
Delta Grow DG4685GENRR2Y	46.9	•	•	9/24	1.0	1.0	29
NK S46-L2 Brand	46.7	51.4	•	9/25	1.0	1.0	28
Delta Grow DG4767LL/STS	46.4	•	•	9/29	1.3	1.0	35
Armor X47C	45.1	46.9	•	9/26	1.0	1.0	28
HBK LL4650	44.8	48.6	•	9/23	1.0	1.0	33
Armor X447C	43.7	•	•	9/25	1.0	1.0	35
USG 74G74LS	42.6	•	•	9/29	1.0	1.0	32
GRAND MEAN	53.5	•	•	9/27	1.0	1.0	32
LSD (5%)	6.0	•	•	1	0.3	•	•
C.V.	8.2	•	•	3	20.9	•	•

**Table 11. Performance of Non-Irrigated, Full-Season, Soybean Varieties and Strains,
Northeast Research and Extension Center, Keiser, Ark., 2014, Continued.**

Variety/Experimental Line	2014	2-Year ¹ Average	3-Year ² Average	Maturity Date	Lodging Score	Shatter Score	Plant Height
bu/A.....						
<u>Late Maturity Group IV (RM 4.8 to 4.9)</u>							
REV® 49A75™	61.6	•	•	09/28	1.3	1.0	35
HALO X448	60.0	•	•	09/29	1.0	1.0	32
Mycogen 5N479R2	59.9	•	•	09/29	1.0	1.0	34
Progeny P 4900 RY	59.8	60.3	57.1	09/29	1.0	1.0	28
Pioneer P48T53R	59.4	56.0	•	09/28	1.0	1.0	30
Dyna-Gro S48RS53	59.3	55.9	•	09/29	1.0	1.0	34
ELLIS	59.2	•	•	10/01	1.0	1.0	32
Eagle Seed ES4840RY	58.9	•	•	09/29	1.0	1.0	35
MorSoy Xtra 48X02	57.9	59.6	56.8	09/28	1.0	1.0	33
Armor X48C	57.9	53.4	•	09/28	1.0	1.0	29
Willcross RY2494NS	57.7	56.6	•	09/29	1.3	1.0	33
Delta Grow DG4970RR	57.2	57.4	54.0	09/30	1.3	1.0	38
HBK LL4953	57.2	56.9	•	09/30	1.0	1.0	39
Pioneer P49T97R	56.9	54.3	•	09/29	1.0	1.0	30
REV® 48R44™	56.8	55.8	•	09/28	1.0	1.0	30
REV® 48R22™	56.6	53.3	51.1	09/27	1.3	1.0	32
Mycogen X54490NR2	56.6	•	•	09/29	1.0	1.0	37
Armor 48-R66	56.5	55.7	•	09/30	1.0	1.0	31
REV® 49A55™	56.5	•	•	09/29	1.0	1.0	37
Progeny P 4930 LL	56.1	54.2	•	10/01	1.0	1.0	34
NK S49-F8 Brand	56.1	54.9	54.4	09/28	1.0	1.0	31
Pioneer P48T67L	56.0	•	•	09/27	1.0	1.0	30
Asgrow AG4835 GENRR2Y/SR	55.9	•	•	09/29	1.0	1.0	31
USG 74B83R	55.8	54.6	•	09/29	1.0	1.0	33
MorSoy Xtra 49X54	55.7	•	•	09/29	1.0	1.0	36
Dyna-Gro S49RY25	55.6	•	•	09/29	1.0	1.0	35
Armor 49-C3	55.4	52.3	55.6	09/30	1.7	1.0	37
AvDx-D914	55.3	•	•	09/29	1.0	1.0	32
Delta Grow DG4825GENRR2Y/STS	55.2	51.5	52.0	09/29	1.0	1.0	34
Asgrow AG4934 GENRR2Y/SR	55.2	53.8	•	09/28	1.0	1.0	30
Armor 49-R56	55.1	55.2	53.6	09/29	1.0	1.0	28
REV® 49R94™	55.1	55.0	•	09/29	1.0	1.0	32
REV® 52A94™	54.8	•	•	09/30	1.3	1.0	35
Davis 4148RR2YS	54.6	54.7	53.0	09/29	1.3	1.0	35
R05-3239	53.9	50.7	56.1	09/29	1.0	1.0	31
S11-20356	53.7	•	•	09/28	1.3	1.0	37
AvDx-D814	53.5	•	•	09/29	1.0	1.0	30
Delta Grow DG4967LL	53.5	51.5	54.0	09/30	1.0	1.0	36
HBK LL4950	53.2	54.2	•	10/01	1.0	1.0	38
Armor X49C	53.1	55.2	•	09/29	1.0	1.0	34
Progeny P 4850 RYS	53.0	52.7	55.3	09/29	1.0	1.0	33
REV® 49A14™	52.9	•	•	09/28	1.0	1.0	37
Hoegemeyer 4904 NR2S™	52.7	•	•	09/29	1.0	1.0	30

**Table 11. Performance of Non-Irrigated, Full-Season, Soybean Varieties and Strains,
Northeast Research and Extension Center, Keiser, Ark., 2014, Continued.**

Variety/Experimental Line	2014	2-Year ¹	3-Year ²	Maturity Date	Lodging Score	Shatter Score	Plant Height
		Average	Average				
bu/A.....						
Late Maturity Group IV (RM 4.8 to 4.9) Continued							
Progeny P 4848 RYS	52.5	•	•	09/28	1.0	1.0	28
CZ 4959 RY	52.0	•	•	09/29	1.0	1.0	35
S09-6262	51.9	•	•	09/30	1.0	1.0	37
Delta Grow DG4930GENRR2Y	51.9	•	•	09/29	1.0	1.0	33
REV® 49L29™	51.8	•	•	09/30	1.0	1.0	30
MorSoy Xtra 48X34	51.8	•	•	09/30	1.0	1.0	28
Eagle Seed ES4960RY	51.7	•	•	09/29	1.0	1.0	32
Delta Grow DG4925GENRR2Y	51.0	49.7	48.3	09/29	1.0	1.0	34
R09-4571	50.5	•	•	09/29	1.0	1.0	32
Delta Grow DG4985GENRR2Y	50.5	•	•	09/29	1.0	1.0	33
Armor AX4480	50.3	•	•	09/27	1.0	1.0	29
Hoegemeyer 4822 NRR™	50.2	•	•	09/26	1.3	1.0	37
Delta Grow DG4880RR	50.1	51.8	53.5	09/29	1.0	1.0	32
Delta Grow DG4867LL	50.0	46.2	44.7	09/28	1.0	1.0	31
Delta Grow DG4940RR	49.5	49.4	•	09/30	1.7	1.0	44
Delta Grow DG4990LL	49.2	49.7	50.9	09/30	1.0	1.0	36
HALO 4:95	49.2	47.3	•	09/28	1.0	1.0	30
Progeny P 4928 LL	49.0	52.1	53.9	09/30	1.0	1.0	35
HALO 4:94	49.0	51.6	54.6	09/29	1.0	1.0	34
Armor AX4490	48.1	•	•	09/29	1.0	1.0	31
USG 74B94RS	48.0	•	•	09/29	1.0	1.0	30
MPG 483C	47.9	•	•	09/29	1.7	1.0	28
Progeny P 4819 LL	47.0	46.5	46.8	09/28	1.3	1.0	31
HBK LL4850	46.6	48.5	•	09/28	1.0	1.0	32
HALO 4:97	44.1	45.0	•	09/28	1.7	1.0	32
Dyna-Gro S49LS65	43.9	•	•	09/29	1.7	1.0	35
Willcross WX2495N	43.8	•	•	09/29	1.0	1.0	35
Go Soy 4914	42.9	•	•	09/30	1.0	1.0	37
Delta Grow DG4981LL/STS	42.8	48.6	•	09/01	1.0	1.0	41
Eagle Seed ES4998RR	42.6	45.5	47.2	10/03	1.0	1.0	39
HALO X449	42.2	•	•	09/30	1.0	1.0	31
GRAND MEAN	53.0	•	•	09/29	1.1	1.0	33
LSD (5%)	4.5	•	•	1	0.4	•	•
C.V.	6.2	•	•	3	25.4	•	•

**Table 11. Performance of Non-Irrigated, Full-Season, Soybean Varieties and Strains,
Northeast Research and Extension Center, Keiser, Ark., 2014, Continued.**

Variety/Experimental Line	2014	2-Year ¹ Average	3-Year ² Average	Maturity Date	Lodging Score	Shatter Score	Plant Height
bu/A.....						
<u>Early Maturity Group V (RM 5.0 to 5.3)</u>							
Pioneer P50T64R	58.5	58.6	•	09/29	1.0	1.0	31
HALO X452	57.3	•	•	10/03	1.0	1.0	37
Asgrow AG5332 GENRR2Y	57.0	59.1	59.3	10/01	1.0	1.0	35
Delta Grow DG5067LL	56.9	•	•	10/02	1.0	1.0	39
REV® 51R53™	56.7	58.8	58.9	10/01	1.0	1.0	36
Asgrow AG5335 GENRR2Y/SR	56.6	•	•	09/30	1.0	1.0	35
Armor AX4500	56.5	•	•	09/30	1.0	1.0	33
HBK RY5221	56.2	56.7	56.7	09/30	1.0	1.0	37
Go Soy 5214	56.1	•	•	10/02	1.0	1.0	35
Progeny P 5333 RY	56.0	54.7	•	10/01	1.0	1.0	37
Armor 53-R16	56.0	58.0	60.9	10/03	1.0	1.0	38
USG 75G24L	55.7	•	•	10/02	1.3	1.0	39
CZ 5150 LL	55.2	•	•	10/02	1.0	1.0	36
R09-430	54.9	51.6	•	10/01	1.0	1.0	30
Progeny P 5213 RY	54.8	54.6	•	10/01	1.0	1.0	36
MorSoy Xtra 51X31	54.6	•	•	10/01	1.3	1.0	36
MPG 5314NRR	54.5	•	•	09/27	1.0	1.0	37
Ozark	54.5	50.9	55.5	10/03	1.0	1.0	35
AvDx-V213	54.3	54.4	•	10/01	1.8	1.0	33
Leland	53.9	53.5	•	09/30	1.5	1.0	39
R05-374	53.6	52.1	•	10/01	1.3	1.0	35
Armor 51-R50	53.5	57.1	57.2	09/30	1.0	1.0	33
R10-366RY	53.2	•	•	10/02	1.0	1.0	37
Asgrow AG5233 GENRR2Y/SR	53.0	56.0	55.7	09/29	1.0	1.0	30
Mycogen X54522NR2	52.8	•	•	10/02	1.0	1.0	38
Eagle Seed ES5225RY	52.7	•	•	09/30	1.0	1.0	35
Pioneer P53T73SR	52.6	•	•	10/01	1.0	1.0	34
Willcross WX 2524N	52.5	•	•	10/02	1.0	1.0	38
HALO 5:01	52.1	49.2	51.2	10/02	1.0	1.0	40
S11-20124	51.9	•	•	10/02	1.3	1.0	36
Pioneer P52T50R	51.7	•	•	10/01	1.0	1.0	35
R10-130RY	51.6	52.7	•	10/01	1.5	1.0	35
HALO 5:25	51.2	•	•	09/30	1.0	1.0	29
NK S52-Y2 Brand	51.1	54.1	•	09/29	1.0	1.0	33
Eagle Seed ES5335RY	50.9	•	•	10/02	1.3	1.0	37
JTN-4307	50.8	45.5	49.5	09/30	1.3	1.0	38
HALO X451	50.5	•	•	10/02	1.0	1.0	34
Delta Grow DG5367LL	50.1	•	•	10/01	1.5	1.0	34
REV® 52R74™	49.9	53.8	52.6	09/30	1.0	1.0	32
Hoegemeyer 5280 NRS™	49.8	•	•	10/02	1.0	1.0	39
CZ 5242 LL	49.6	•	•	10/02	1.0	1.0	40
R10-428RY	49.5	53.1	•	10/02	1.3	1.0	36
REV® 53R23™	49.4	50.4	52.8	10/01	1.0	1.0	31
Hutcheson	49.4	46.2	48.0	10/02	1.3	1.0	35

Table 11. Performance of Non-Irrigated, Full-Season, Soybean Varieties and Strains, Northeast Research and Extension Center, Keiser, Ark., 2014, Continued.

Variety/Experimental Line	2014	2-Year ¹ Average	3-Year ² Average	Maturity Date	Lodging Score	Shatter Score	Plant Height
bu/A.....						
<u>Early Maturity Group V (RM 5.0 to 5.3) Continued</u>							
Armor 50-R44	49.3	52.1	•	09/29	1.0	1.0	37
Pioneer 95L01	48.9	•	•	10/01	1.0	1.0	36
MorSoy Xtra 53X82	48.9	54.4	55.9	10/03	1.3	1.0	39
MPG 5214NRR	48.9	52.0	•	10/01	1.3	1.0	44
Delta Grow DG5230GENRR2Y	48.2	•	•	10/01	1.3	1.0	39
Progeny P 5160 LL	47.9	49.1	53.9	10/01	1.0	1.0	25
HALO 5:26	47.9	48.4	•	10/02	1.0	1.0	35
Armor AX4520	47.8	•	•	10/02	1.0	1.0	40
Dyna-Gro S52RY75	47.3	•	•	10/02	1.0	1.0	37
NK S51-C5 Brand	46.9	•	•	10/02	1.0	1.0	36
Willcross WX 2534N	45.6	•	•	09/30	1.0	1.0	34
Go Soy 5213	43.9	•	•	10/03	1.0	1.0	48
UA 5213C	42.4	41.6	47.1	10/01	1.3	1.0	39
Progeny P 5220 LLS	41.7	•	•	10/02	1.0	1.0	46
GRAND MEAN	51.8	•	•	10/01	1.1	1.0	36
LSD (5%)	5.3	•	•	1	0.3	•	•
C.V.	8.8	•	•	2	24.2	•	•
<u>Late Maturity Group V (RM 5.4 to 5.9)</u>							
REV® 56R63™	57.1	57.8	61.7	10/07	1.3	1.0	41
Osage	56.8	54.8	57.0	10/03	1.0	1.0	30
REV® 57R21™	56.0	56.1	57.1	10/06	1.5	1.0	33
Dyna-Gro 32RY55	55.6	58.5	59.6	10/07	1.3	1.0	37
Eagle Seed ES5507RR	55.2	55.5	57.6	10/07	1.0	1.0	31
HALO 5:45	55.2	56.2	58.0	10/06	1.0	1.0	35
Delta Grow DG5481LL	55.0	54.4	•	10/07	1.0	1.0	42
MorSoy Xtra 54X41	54.8	•	•	10/06	1.0	1.0	39
Progeny P 5460 LL	54.6	52.3	54.0	10/03	1.0	1.0	38
UA 5612	54.6	53.5	56.7	10/06	1.0	1.0	36
NK S55-C3 Brand	54.4	•	•	10/06	1.0	1.0	35
AgVenture 55K5RR	53.6	57.4	60.6	10/07	1.0	1.0	38
Eagle Seed ES5650RR	53.5	54.9	58.6	10/05	1.0	1.0	39
HBK RY5421	53.1	57.3	58.1	10/04	1.0	1.0	39
Eagle Seed ES5400RR	52.9	53.2	55.0	10/05	1.0	1.0	37
Mycogen 5N540R2	52.8	•	•	10/07	1.0	1.0	40
Asgrow AG5535 GENRR2Y	52.5	•	•	10/05	1.0	1.0	35
R10-453RY	52.5	•	•	10/05	1.0	1.0	36
Armor 57-R17	52.5	•	•	10/05	1.0	1.0	37
Dyna-Gro S56RY84	52.5	53.5	•	10/05	1.0	1.0	36
R04-1250RR	52.0	51.4	•	10/05	1.0	1.0	39
Delta Grow DG5565GENRR2Y	52.0	54.6	•	10/07	1.0	1.0	40

**Table 11. Performance of Non-Irrigated, Full-Season, Soybean Varieties and Strains,
Northeast Research and Extension Center, Keiser, Ark., 2014, Continued.**

Variety/Experimental Line	2014	2-Year ¹	3-Year ²	Maturity Date	Lodging Score	Shatter Score	Plant Height
		Average	Average				
bu/A.....						
Late Maturity Group V (RM 5.4 to 5.9) Continued							
Progeny P 5960 LL	51.8	51.4	53.5	10/05	1.0	1.0	37
Progeny P 5610 RY	51.8	55.1	58.5	10/07	1.0	1.0	34
REV 55L95	51.1	•	•	10/02	1.0	1.0	33
Mycogen 5N550R2	51.0	•	•	10/05	1.0	1.0	39
Delta Grow DG5625GENRR2Y	50.6	50.3	•	10/07	1.0	1.0	38
Delta Grow DG5575GENRR2Y	50.6	53.9	•	10/05	1.0	1.0	37
Progeny P 5555 RY	50.5	53.8	•	10/05	1.0	1.0	36
Pioneer P54T94R	50.3	54.0	•	10/04	1.0	1.0	34
Delta Grow DG5480GENRR2Y	49.9	54.8	•	10/06	1.3	1.0	33
UA 5414RR	49.9	50.6	53.6	10/03	1.0	1.0	35
R07-6614RR	49.7	•	•	10/07	1.0	1.0	39
Delta Grow DG5475GENRR2Y	49.3	55.2	55.5	10/06	1.0	1.0	32
Pioneer P56T03R2	48.9	•	•	10/06	1.0	1.0	40
Dyna-Gro S54RY43	48.9	53.7	54.9	10/06	1.0	1.0	41
REV® 54R84™	48.5	53.2	56.8	10/02	1.0	1.0	33
USG 75Q42R	48.0	53.9	54.9	10/06	1.3	1.0	37
JTN-5110	47.7	48.3	51.1	10/01	1.0	1.0	35
R10-197RY	47.1	49.3	•	10/05	1.0	1.0	39
Delta Grow DG5461LL	46.7	48.7	52.4	10/02	1.0	1.0	35
REV® 55R53™	46.6	52.8	54.6	10/04	1.0	1.0	37
REV® 56A54™	46.2	•	•	10/07	1.0	1.0	42
GRAND MEAN	51.7	•	•	10/05	1.0	1.0	37
LSD (5%)	3.9	•	•	1	0.2	•	•
C.V.	6.4	•	•	24	18.7	•	•

¹Average Yield for 2013 and 2014.²Average Yield for 2012, 2013, 2014.

Table 11. Performance of Non-Irrigated, Full-Season, Soybean Varieties and Strains, Northeast Research and Extension Center, Keiser, Ark., 2014, Continued.

Soil Series:	Sharkey clay	Herbicide Application(s):	Valor + Gramoxone	June 4
Soil pH:	6.8		Prefix + Select	June 27
Previous Crop:	Soybean		Select	July 8
Row Width:	38"	Harvest Date:	Early MG 4	Sept. 30
Planting Date:	June 4		Mid MG 4	Sept. 30
Irrigation Dates:	N/A		Late MG 4	Oct. 12
			Early MG 5	Oct. 12
			Late MG 5	Oct. 13

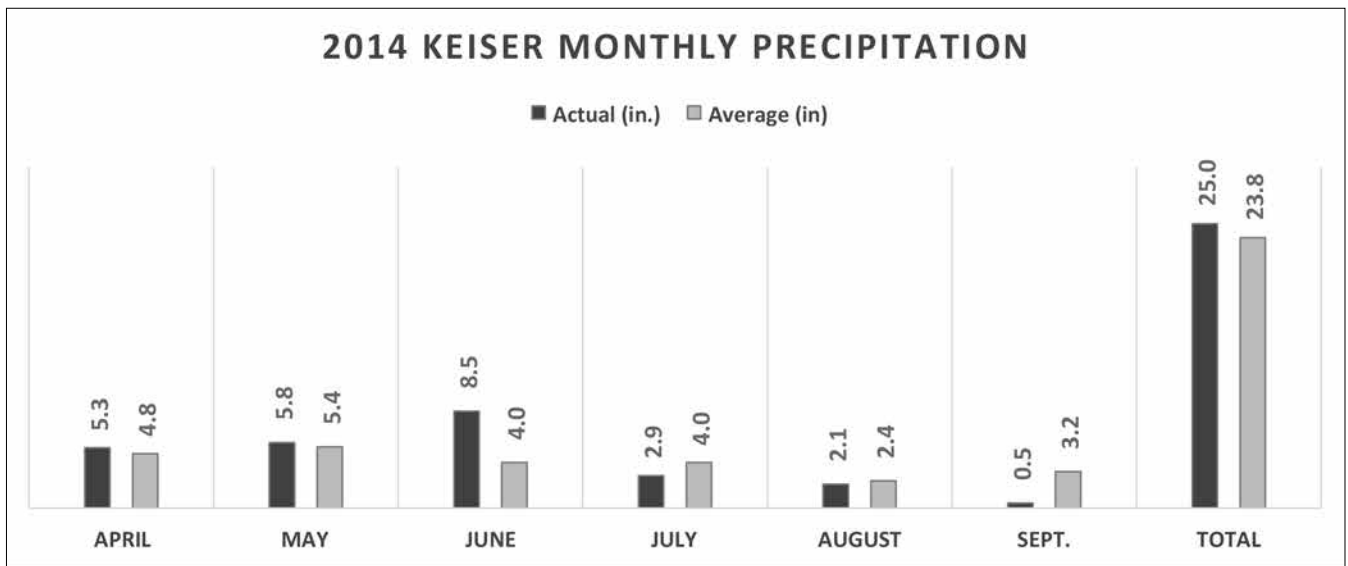


Table 12. Performance of Irrigated, Full-Season, Soybean Varieties and Strains in Double-Crop Tests, Northeast Research and Extension Center, Keiser, Ark., 2014.

Variety/Experimental Line	2014	2-Year ¹	3-Year ²	Maturity	Lodging	Shatter	Plant
	Average			Date	Score	Score	Height
bu/A.....						
<u>Early Maturity Group IV (RM 4.0 to 4.5)</u>							
Mycogen 5N451R2	75.1	72.3	•	10/07	1.0	1.0	34
Dyna-Gro 31RY45	74.2	72.4	71.5	10/07	1.0	1.0	34
Dyna-Gro S43RY95	71.4	•	•	10/07	1.0	1.0	30
Armor AX4430	70.9	•	•	10/07	1.0	1.0	30
NK S41-J6 Brand	69.4	•	•	10/06	1.0	1.0	30
Seedway SG 4513	69.4	•	•	10/08	1.0	1.0	33
AvDx-D514	68.0	•	•	10/08	1.0	1.0	28
Armor AX4450	68.0	•	•	10/07	1.0	1.0	30
Armor 44-R08	67.6	71.3	70.9	10/07	1.0	1.0	25
USG 74F53R	67.5	•	•	10/09	1.0	1.0	28
MorSoy Xtra 44X82	67.0	64.3	64.8	10/07	1.0	1.0	31
Progeny P 4440 RY	67.0	•	•	10/06	1.0	1.0	35
HALO X440	66.4	•	•	10/01	1.0	1.0	28
REV [®] 44A15 [™]	66.3	•	•	10/08	1.0	1.0	30
USG 74F24RS	66.1	•	•	10/07	1.0	1.0	36
NK S45-V8 Brand	65.7	67.0	•	10/06	1.0	1.0	30
Mycogen 5N452R2	65.5	•	•	10/09	1.0	1.0	28
Progeny P 4211 RY	65.2	63.0	63.8	10/07	1.0	1.0	28
HALO 4:40	64.3	67.6	•	10/07	1.0	1.0	30
Pioneer P45T11R	63.1	•	•	10/07	1.0	1.0	30
HALO X445	63.0	•	•	10/07	1.0	1.0	28
Armor AX4440	61.9	•	•	10/05	1.0	1.0	30
Progeny P 4560 LL	61.8	65.3	•	10/07	1.0	1.0	31
NK S43-K1 Brand	61.5	63.0	•	10/05	1.0	1.0	32
Dyna-Gro 39RY43	61.5	62.2	63.3	10/08	1.0	1.0	27
Progeny P 4510 RYS	61.3	60.1	60.5	10/08	1.0	1.0	32
NK S40-N2 Brand	60.0	•	•	10/03	1.0	1.0	26
Willcross WX2454N	59.0	•	•	10/08	1.0	1.0	32
Armor 43-R43	57.9	58.2	•	10/06	1.0	1.0	33
Armor AX4390	57.7	•	•	10/03	1.0	1.0	25
Armor AX4410	51.1	•	•	10/05	1.0	1.0	26
GRAND MEAN	65.0	•	•	10/06	1.0	1.0	30
LSD (5%)	7.0	•	•	2	•	•	•
C.V.	9.1	•	•	4	•	•	•

Table 12. Performance of Irrigated, Full-Season, Soybean Varieties and Strains in Double-Crop Tests, Northeast Research and Extension Center, Keiser, Ark., 2014, Continued.

Variety/Experimental Line	2014	2-Year ¹ Average	3-Year ² Average	Maturity Date	Lodging Score	Shatter Score	Plant Height
.....bu/A.....							
<u>Mid Maturity Group IV (RM 4.6 to 4.7)</u>							
Armor 46-R65	79.0	73.9	•	10/09	1.0	1.0	31
CZ 4748 LL	78.8	•	•	10/10	1.0	1.0	30
Seedway SG 4713	77.7	•	•	10/10	1.0	1.0	36
AvDx-D714	76.5	•	•	10/10	1.0	1.0	31
MorSoy Xtra 47X12	75.9	72.6	71.8	10/10	1.0	1.0	30
REV® 47R53™	75.4	67.6	68.5	10/07	1.0	1.0	32
NK S47-K5 Brand	75.4	•	•	10/10	1.0	1.0	27
Progeny P 4788 RY	75.3	•	•	10/08	1.0	1.0	34
Armor AX4471	75.1	•	•	10/10	1.0	1.0	30
REV® 47R34™	75.1	70.2	•	10/09	1.0	1.0	29
Eagle Seed ES4720RY	74.5	•	•	10/09	1.0	1.0	30
Pioneer P47T89R	73.4	•	•	10/09	1.0	1.0	33
Mycogen 5N478R2	73.2	71.0	•	10/10	1.0	1.0	29
Dyna-Gro S47RY13	73.1	65.4	66.4	10/08	1.0	1.0	33
REV® 46R64™	73.0	68.6	•	10/07	1.0	1.0	33
Delta Grow DG4670GENRR2Y	72.7	71.8	69.4	10/07	1.0	1.0	32
Willcross WX2464NS	72.5	•	•	10/09	1.0	1.0	30
Armor 47-R13	72.0	72.9	74.2	10/11	1.0	1.0	30
Armor AX4470	70.9	•	•	10/09	1.0	1.0	34
HALO 4:76	70.4	•	•	10/08	1.0	1.0	31
MorSoy Xtra 46X04	70.2	•	•	10/07	1.0	1.0	26
Davis 4146RR2YS	69.9	70.1	•	10/09	1.0	1.0	32
Dyna-Gro S46RY85	69.7	•	•	10/07	1.0	1.0	30
Pioneer P47T36R	69.4	62.6	•	10/09	1.0	1.0	28
Armor AX4460	68.9	•	•	10/07	1.0	1.0	31
Progeny P 4747 RY	68.7	70.1	70.7	10/10	1.0	1.0	32
Progeny P 4613 RYS	68.5	69.3	•	10/09	1.0	1.0	29
AvDx-D613	68.5	67.2	65.3	10/08	1.0	1.0	27
Eagle Seed ES4777RR	68.4	64.6	67.5	10/10	1.0	1.0	28
Delta Grow DG4765GENRR2Y/STS	67.6	66.3	69.3	10/10	1.0	1.0	30
HBK RY4620	67.3	62.5	62.6	10/09	1.0	1.0	27
HBK LL4650	66.9	68.1	•	10/08	1.0	1.0	32
Davis 4447RR2YS	66.3	•	•	10/10	1.0	1.0	32
Progeny P 4620 LLS	66.2	•	•	10/10	1.0	1.0	34
Delta Grow DG4755GENRR2Y	66.1	66.3	66.4	10/08	1.0	1.0	32
Delta Grow DG4767LL/STS	65.4	•	•	10/09	1.0	1.0	30
MPG 4714	64.5	•	•	10/07	1.0	1.0	29
Delta Grow DG4685GENRR2Y	64.1	•	•	10/08	1.0	1.0	26
Armor X447C	64.1	•	•	10/07	1.0	1.0	26
HBK LL4653	63.9	63.5	•	10/09	1.0	1.0	26
Delta Grow DG4775GENRR2Y	63.6	•	•	10/10	1.0	1.0	30
Armor X47C	63.1	66.5	•	10/06	1.0	1.0	26
HBK RY4721	63.1	64.2	65.2	10/10	1.0	1.0	31
NK S46-L2 Brand	62.6	62.8	•	10/09	1.0	1.0	31
USG 74G74LS	62.4	•	•	10/10	1.0	1.0	34
R08-2797	53.6	56.4	•	10/09	1.0	1.0	34
Go Soy 4713	50.2	•	•	10/10	1.0	1.0	30
GRAND MEAN	69.2	•	•	10/09	1.0	1.0	30
LSD (5%)	6.8	•	•	1			
C.V.	7.3	•	•	8			

Table 12. Performance of Irrigated, Full-Season, Soybean Varieties and Strains in Double-Crop Tests, Northeast Research and Extension Center, Keiser, Ark., 2014, Continued.

Variety/Experimental Line	2014	2-Year ¹	3-Year ²	Maturity	Lodging	Shatter	Plant
	Average			Date	Score	Score	Height
bu/A.....						
<u>Late Maturity Group IV (RM 4.8 to 4.9)</u>							
REV® 49R94™	82.4	72.4	•	10/11	2.0	1.0	32
HBK LL4953	81.3	79.2	•	10/07	1.0	1.0	29
ELLIS	81.1	•	•	10/11	1.0	1.0	32
AvDx-D914	80.1	•	•	10/10	1.0	1.0	32
Pioneer P48T67L	79.7	•	•	10/09	1.0	1.0	28
REV® 49A75™	79.5	•	•	10/11	1.0	1.0	27
R05-3239	79.0	81.9	79.4	10/09	1.0	1.0	33
Delta Grow DG4985GENRR2Y	79.0	•	•	10/10	1.0	1.0	31
Dyna-Gro S48RS53	78.9	75.3	•	10/09	1.0	1.0	32
Willcross RY2494NS	78.7	67.2	•	10/10	1.0	1.0	31
MPG 483C	78.2	•	•	10/10	1.0	1.0	32
Mycogen 5N479R2	78.0	•	•	10/10	1.0	1.0	32
MorSoy Xtra 48X02	77.8	72.2	71.0	10/10	1.0	1.0	26
Progeny P 4850 RYS	77.6	74.8	73.1	10/08	1.0	1.0	30
AvDx-D814	77.5	•	•	10/09	1.0	1.0	30
HALO X448	77.4	•	•	10/11	1.0	1.0	29
REV® 49A55™	77.4	•	•	10/09	1.0	1.0	31
REV® 49A14™	77.3	•	•	10/09	1.0	1.0	30
HBK LL4850	77.2	73.5	•	10/12	1.3	1.0	40
USG 74B83R	77.2	72.6	•	10/10	1.0	1.0	33
Progeny P 4930 LL	77.1	79.9	•	10/11	1.0	1.0	32
Hoegemeyer 4904 NR2S™	76.8	•	•	10/08	1.0	1.0	31
HBK LL4950	76.8	79.8	•	10/13	1.0	1.0	32
Eagle Seed ES4840RY	76.4	•	•	10/10	1.0	1.0	30
Asgrow AG4835 GENRR2Y/SR	76.2	•	•	10/09	1.0	1.0	31
Pioneer P48T53R	75.9	61.2	•	10/09	1.0	1.0	30
Dyna-Gro S49RY25	75.8	•	•	10/09	1.0	1.0	30
Delta Grow DG4967LL	75.7	73.7	72.5	10/12	1.0	1.0	36
Hoegemeyer 4822 NRR™	75.6	•	•	10/09	1.0	1.0	33
NK S49-F8 Brand	75.5	68.7	70.3	10/08	1.0	1.0	34
Davis 4148RR2YS	75.5	69.2	68.5	10/10	1.0	1.0	31
MorSoy Xtra 49X54	75.2	•	•	10/09	1.0	1.0	32
Armor X48C	75.1	71.3	•	10/09	1.0	1.0	33
HALO 4:94	74.8	72.5	69.5	10/09	1.0	1.0	29
S11-20356	74.7	•	•	10/09	1.0	1.0	32
REV® 48R44™	74.6	72.5	•	10/09	1.0	1.0	30
HALO 4:95	74.6	69.7	•	10/09	1.0	1.0	34
REV® 48R22™	74.4	69.0	70.1	10/09	1.0	1.0	30
Armor 49-R56	74.2	67.8	65.6	10/09	1.0	1.0	28
Armor X49C	73.9	71.9	•	10/08	1.0	1.0	34
Delta Grow DG4867LL	73.3	72.2	70.9	10/08	1.0	1.0	28
Delta Grow DG4825GENRR2Y/STS	72.4	66.2	65.4	10/10	1.0	1.0	29

Table 12. Performance of Irrigated, Full-Season, Soybean Varieties and Strains in Double-Crop Tests, Northeast Research and Extension Center, Keiser, Ark., 2014, Continued.

Variety/Experimental Line	2014	2-Year ¹	3-Year ²	Maturity	Lodging	Shatter	Plant
		Average	Average	Date	Score	Score	Height
bu/A.....						
<u>Late Maturity Group IV (RM 4.8 to 4.9) Continued</u>							
Pioneer P49T97R	72.4	67.2	•	10/09	1.0	1.0	29
Armor 48-R66	72.3	66.8	•	10/09	1.0	1.0	29
Armor 49-C3	72.3	72.3	68.9	10/12	2.0	1.0	37
REV [®] 52A94 [™]	72.3	•	•	10/10	1.0	1.0	38
Dyna-Gro S49LS65	71.8	•	•	10/11	1.0	1.0	29
Mycogen X54490NR2	71.5	•	•	10/08	1.0	1.0	28
Delta Grow DG4990LL	71.2	70.1	68.6	10/12	1.0	1.0	30
Progeny P 4928 LL	70.9	70.8	72.2	10/11	1.0	1.0	0
Progeny P 4848 RYS	70.7	•	•	10/10	1.0	1.0	31
Progeny P 4900 RY	70.5	67.6	66.7	10/11	1.0	1.0	30
REV [®] 49L29 [™]	69.2	•	•	10/10	1.0	1.0	31
Progeny P 4819 LL	69.0	64.3	65.4	10/09	1.0	1.0	32
Delta Grow DG4970RR	68.9	68.7	68.2	10/10	1.0	1.0	32
Go Soy 4914	68.8	•	•	10/11	1.0	1.0	30
Asgrow AG4934 GENRR2Y/SR	68.7	64.9	•	10/09	1.0	1.0	32
HALO X449	68.4	•	•	10/10	1.0	1.0	37
USG 74B94RS	68.3	•	•	10/13	1.0	1.0	31
Eagle Seed ES4960RY	68.2	•	•	10/10	1.0	1.0	29
HALO 4:97	68.1	70.3	•	10/09	1.0	1.0	33
Delta Grow DG4930GENRR2Y	68.0	•	•	10/10	1.0	1.0	28
Delta Grow DG4925GENRR2Y	67.4	58.8	59.6	10/09	1.0	1.0	28
CZ 4959 RY	66.2	•	•	10/09	1.0	1.0	25
Delta Grow DG4880RR	65.9	68.5	68.3	10/11	1.0	1.0	29
Willcross WX2495N	65.5	•	•	10/09	1.0	1.0	31
Eagle Seed ES4998RR	65.3	61.8	65.7	10/13	1.5	1.0	36
Armor AX4480	65.2	•	•	10/07	1.0	1.0	29
MorSoy Xtra 48X34	64.7	•	•	10/10	1.0	1.0	30
Armor AX4490	64.7	•	•	10/10	1.0	1.0	29
R09-4571	63.6	•	•	10/09	1.0	1.0	29
Delta Grow DG4981LL/STS	63.0	72.3	•	10/11	1.0	1.0	45
S09-6262	62.3	•	•	10/08	1.0	1.0	35
Delta Grow DG4940RR	62.0	64.8	•	10/11	2.0	1.0	43
GRAND MEAN	73.1	•	•	10/10	1.1	1.0	31
LSD (5%)	5.0	•	•	1	0.1	•	•
C.V.	5.9	•	•	8	8.4	•	•

Table 12. Performance of Irrigated, Full-Season, Soybean Varieties and Strains in Double-Crop Tests, Northeast Research and Extension Center, Keiser, Ark., 2014, Continued.

Variety/Experimental Line	2014	2-Year ¹	3-Year ²	Maturity	Lodging	Shatter	Plant
	Average			Date	Score	Score	Height
bu/A.....						
<u>Early Maturity Group V (RM 5.0 to 5.3)</u>							
HALO X451	84.3	•	•	10/13	1.0	1.0	32
Eagle Seed ES5225RY	83.4	•	•	10/10	1.0	1.0	32
Pioneer 95L01	81.8	•	•	10/12	1.0	1.0	38
HALO X452	79.8	•	•	10/13	1.0	1.0	34
Willcross WX 2534N	79.7	•	•	10/09	1.0	1.0	28
Armor AX4500	79.6	•	•	10/12	1.0	1.0	33
Armor AX4520	78.9	•	•	10/14	2.0	1.0	36
Asgrow AG5335 GENRR2Y/SR	78.4	•	•	10/12	1.0	1.0	34
Pioneer P50T64R	78.4	73.1	•	10/10	1.0	1.0	37
CZ 5150 LL	77.7	•	•	10/13	1.0	1.0	35
NK S52-Y2 Brand	77.2	71.3	•	10/11	1.0	1.0	28
Eagle Seed ES5335RY	77.1	•	•	10/14	1.5	1.0	40
HALO 5:01	77.1	73.3	69.5	10/13	1.0	1.0	36
Delta Grow DG5067LL	76.9	•	•	10/14	1.0	1.0	37
Armor 51-R50	76.8	78.9	76.6	10/13	1.0	1.0	28
Progeny P 5213 RY	76.5	70.9	•	10/11	1.0	1.0	36
Asgrow AG5332 GENRR2Y	76.3	71.9	70.4	10/14	1.0	1.0	28
HBK RY5221	76.2	72.8	71.5	10/13	1.3	1.0	34
Dyna-Gro S52RY75	75.9	•	•	10/14	1.8	1.0	30
Mycogen X54522NR2	75.8	•	•	10/14	1.5	1.0	42
NK S51-C5 Brand	75.6	•	•	10/14	1.0	1.0	34
Pioneer P53T73SR	75.6	•	•	10/14	1.0	1.0	37
CZ 5242 LL	75.0	•	•	10/12	1.0	1.0	33
Delta Grow DG5230GENRR2Y	74.9	•	•	10/14	1.8	1.0	32
Willcross WX 2524N	73.9	•	•	10/14	1.3	1.0	39
REV® 53R23™	73.6	67.0	65.0	10/14	1.0	1.0	33
Go Soy 5213	73.3	•	•	10/14	1.0	1.0	41
HALO 5:26	73.2	66.9	•	10/14	1.0	1.0	31
Armor 50-R44	73.1	72.4	•	10/11	1.3	1.0	35
Asgrow AG5233 GENRR2Y/SR	73.1	70.7	69.0	10/11	1.0	1.0	33
USG 75G24L	72.3	•	•	10/14	1.3	1.0	34
HALO 5:25	71.8	•	•	10/14	1.5	1.0	33
R10-366RY	71.8	•	•	10/14	1.0	1.0	38
Armor 53-R16	71.6	74.3	71.6	10/14	1.3	1.0	36
Progeny P 5160 LL	71.4	70.0	68.0	10/14	1.0	1.0	26
Ozark	71.3	68.9	66.5	10/14	1.0	1.0	35
REV® 51R53™	71.1	65.9	63.3	10/12	1.0	1.0	37
MorSoy Xtra 51X31	71.0	•	•	10/13	1.5	1.0	35
UA 5213C	70.9	68.2	68.4	10/14	1.0	1.0	34
Progeny P 5220 LLS	70.4	•	•	10/13	1.0	1.0	42
R09-430	69.8	67.2	•	10/14	1.0	1.0	33
Go Soy 5214	69.7	•	•	10/13	1.0	1.0	37

Table 12. Performance of Irrigated, Full-Season, Soybean Varieties and Strains in Double-Crop Tests, Northeast Research and Extension Center, Keiser, Ark., 2014, Continued.

Variety/Experimental Line	2014	2-Year ¹	3-Year ²	Maturity Date	Lodging Score	Shatter Score	Plant Height
		Average	Average				
bu/A.....						
<u>Early Maturity Group V (RM 5.0 to 5.3) Continued</u>							
Progeny P 5333 RY	69.6	69.2	•	10/13	1.0	1.0	31
R05-374	69.6	69.0	•	10/14	1.5	1.0	39
REV® 52R74™	69.4	69.5	69.4	10/12	1.0	1.0	28
Delta Grow DG5367LL	69.1	•	•	10/11	1.3	1.0	43
MPG 5314NRR	68.3	•	•	10/09	1.0	1.0	37
Leland	67.9	67.4	•	10/13	2.0	1.0	37
Pioneer P52T50R	67.7	•	•	10/13	1.0	1.0	30
MorSoy Xtra 53X82	67.0	71.2	69.0	10/14	1.3	1.0	33
R10-130RY	66.6	68.5	•	10/14	1.3	1.0	30
MPG 5214NRR	66.5	65.4	•	10/14	2.1	1.0	31
Hoegemeyer 5280 NRS™	65.7	•	•	10/14	1.8	1.0	39
R10-428RY	65.1	64.7	•	10/13	1.0	1.0	36
S11-20124	63.7	•	•	10/16	2.3	1.0	42
AvDx-V213	63.5	70.3	•	10/14	2.0	1.0	30
Hutcheson	61.1	61.7	60.7	10/14	1.3	1.0	32
JTN-4307	57.5	53.9	56.5	10/09	1.0	1.0	33
GRAND MEAN	72.8	•	•	10/13	1.2	1.0	34
LSD (5%)	5.4	•	•	1	0.4	•	•
C.V.	6.4	•	•	10	29.2	•	•

Late Maturity Group V (RM 5.4 to 5.9)

HALO 5:45	70.5	70.2	68.1	10/15	1.0	1.0	34
Progeny P 5460 LL	69.9	64.7	66.7	10/13	1.0	1.0	37
Dyna-Gro S56RY84	69.8	73.3	•	10/15	1.0	1.0	38
Progeny P 5610 RY	69.1	69.8	71.4	10/17	1.0	1.0	36
R10-197RY	69.1	68.9	•	10/14	1.3	1.0	39
UA 5612	69.0	66.9	65.7	10/15	1.8	1.0	42
Delta Grow DG5481LL	68.8	66.2	•	10/16	1.0	1.0	31
REV® 56R63™	68.8	72.0	71.7	10/16	1.0	1.0	42
MorSoy Xtra 54X41	68.2	•	•	10/16	1.0	1.0	38
Delta Grow DG5480GENRR2Y	67.4	69.9	•	10/15	1.3	1.0	39
REV® 55L95™	66.8	•	•	10/12	1.6	1.0	33
Pioneer P54T94R	66.7	64.7	•	10/13	1.0	1.0	33
Delta Grow DG5565GENRR2Y	66.6	68.2	•	10/16	1.0	1.0	38
Pioneer P56T03R2	66.5	•	•	10/15	1.0	1.0	36
AgVenture 55K5RR	66.4	69.6	67.5	10/16	1.5	1.0	43
HBK RY5421	66.3	68.1	67.5	10/13	1.5	1.0	31
Asgrow AG5535 GENRR2Y	66.2	•	•	10/14	1.0	1.0	36
R10-453RY	66.2	•	•	10/14	1.0	1.0	37
Mycogen 5N550R2	66.1	•	•	10/15	1.0	1.0	37
Dyna-Gro S54RY43	65.5	66.2	66.1	10/14	1.0	1.0	38

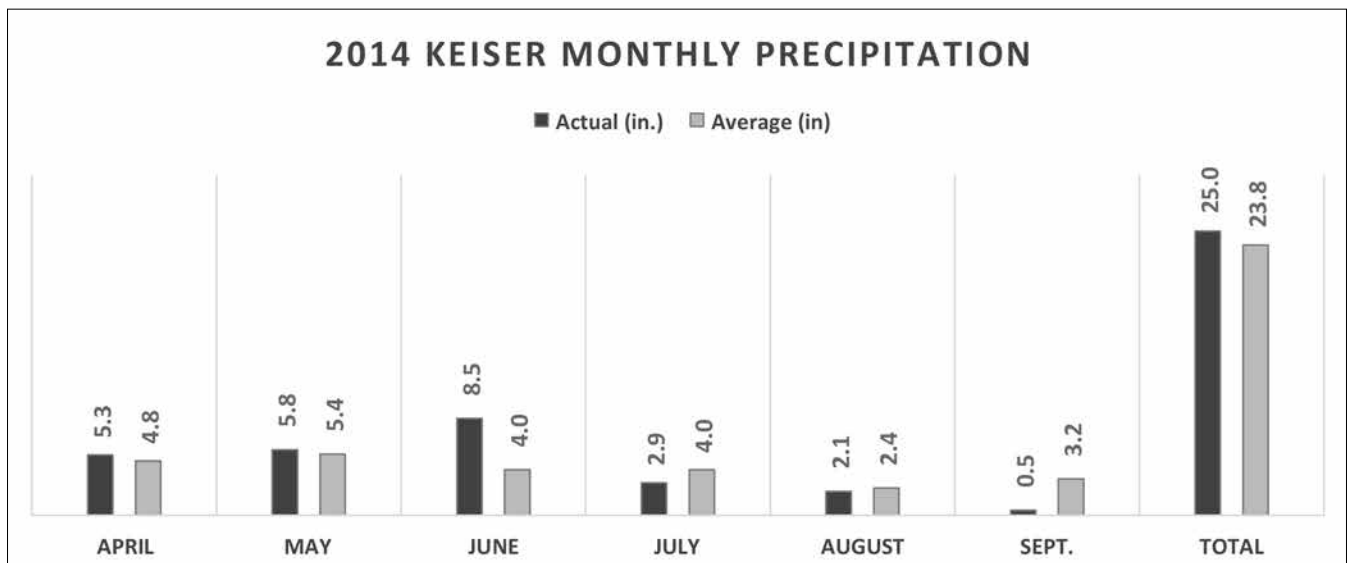
Table 12. Performance of Irrigated, Full-Season, Soybean Varieties and Strains in Double-Crop Tests, Northeast Research and Extension Center, Keiser, Ark., 2014, Continued.

Variety/Experimental Line	2014	2-Year ¹	3-Year ²	Maturity Date	Lodging Score	Shatter Score	Plant Height
		Average	Average				
.....bu/A.....							
Late Maturity Group V (RM 5.4 to 5.9) Continued							
Eagle Seed ES5400RR	65.3	67.4	69.1	10/14	1.0	1.0	35
Delta Grow DG5461LL	65.2	63.8	64.4	10/13	1.0	1.0	36
Eagle Seed ES5650RR	64.9	65.0	66.0	10/15	1.3	1.0	39
NK S55-C3 Brand	64.5	•	•	10/15	1.5	1.0	39
Dyna-Gro 32RY55	64.4	72.2	70.5	10/15	1.0	1.0	40
Progeny P 5960 LL	64.2	66.0	67.3	10/15	1.0	1.0	35
USG 75Q42R	64.2	66.2	64.6	10/14	1.0	1.0	35
Armor 57-R17	64.0	•	•	10/14	1.3	1.0	43
Osage	64.0	63.1	65.5	10/14	1.0	1.0	32
JTN-5110	63.3	61.8	62.2	10/13	1.0	1.0	34
R07-6614RR	63.0	•	•	10/16	1.0	1.0	39
Mycogen 5N540R2	62.6	•	•	10/14	1.0	1.0	39
REV® 55R53™	62.5	67.0	67.5	10/14	1.0	1.0	38
REV® 54R84™	62.4	64.3	65.1	10/14	1.0	1.0	39
R04-1250RR	61.9	62.2	•	10/15	1.0	1.0	41
REV® 56A54™	61.1	•	•	10/15	1.0	1.0	39
Delta Grow DG5625GENRR2Y	60.7	63.5	•	10/16	1.5	1.0	36
UA 5414RR	60.1	62.6	61.7	10/13	1.0	1.0	39
Eagle Seed ES5507RR	60.0	62.1	63.4	10/15	1.3	1.0	36
REV® 57R21™	59.2	65.5	70.3	10/15	1.8	1.0	46
Delta Grow DG5475GENRR2Y	59.2	65.2	63.9	10/14	1.0	1.0	34
Delta Grow DG5575GENRR2Y	56.9	63.3	•	10/15	1.5	1.0	39
Progeny P 5555 RY	55.3	66.3	•	10/15	1.3	1.0	39
GRAND MEAN	64.7	•	•	10/14	1.1	1.0	37
LSD (5%)	6.5	•	•	1	0.3	•	•
C.V.	8.6	•	•	5	25.4	•	•

¹Average Yield for 2013 and 2014.²Average Yield for 2012, 2013, 2014.

Table 12. Performance of Irrigated, Full-Season, Soybean Varieties and Strains in Double-Crop Tests, Northeast Research and Extension Center, Keiser, Ark., 2014, Continued.

Soil Series:	Sharkey clay	Herbicide Application(s):	Valor + Gramoxone	June 19
Soil pH:	6.8		Select	July 8
Previous Crop:	Corn		Prefix	July 14
Row Width:	38"		Basagran	July 22
Planting Date:	June 19	Harvest Date:	Early MG 4	Oct. 24
Irrigation Dates:	July 25		Mid MG 4	Oct. 24
	Aug. 4, 27		Late MG 4	Oct. 24
			Early MG 5	Oct. 25
			Late MG 5	Oct. 25



**Table 13. Performance of Irrigated, Soybean Varieties and Strains,
Lon Mann Cotton Research Station, Marianna, Ark., 2014¹.**

Variety/Experimental Line	2014	2-Year ² Average	3-Year ³ Average	Maturity Date	Lodging Score	Shatter Score
.....bu/A.....						
<u>Early Maturity Group IV (RM 4.0 to 4.5)</u>						
USG 74F24RS	74.8	•	•	9/05	2.0	1.0
AvDx-D514	73.0	•	•	9/03	3.0	1.0
MorSoy Xtra 44X82	71.0	61.8	•	9/04	1.3	1.0
Dyna-Gro 31RY45	71.0	69.2	•	9/01	3.3	1.0
Pioneer P45T11R	70.9	•	•	9/01	1.0	1.0
Mycogen 5N452R2	70.3	•	•	9/04	2.3	1.0
HALO X445	69.7	•	•	9/06	2.0	1.0
NK S43-K1 Brand	67.6	•	•	9/03	1.7	1.0
Armor 43-R43	67.4	•	•	9/03	1.7	1.0
Armor AX4430	66.1	•	•	9/03	2.0	1.0
NK S45-V8 Brand	65.9	•	•	9/02	3.0	1.0
Seedway SG 4513	65.1	•	•	9/04	2.7	1.0
Progeny P 4211 RY	63.8	57.9	•	9/03	1.7	1.0
Dyna-Gro S43RY95	63.4	•	•	9/02	3.3	1.0
Armor 44-R08	61.9	62.5	•	9/04	3.0	1.0
Armor AX4450	61.2	•	•	9/04	2.3	1.0
Armor AX4440	61.0	•	•	9/03	2.3	1.0
Willcross WX2454N	60.4	•	•	9/05	2.7	1.0
Progeny P 4440 RY	59.6	•	•	9/02	3.0	1.0
Mycogen 5N451R2	58.0	•	•	9/03	2.7	1.0
REV® 44A15™	55.6	•	•	9/04	1.7	1.0
NK S40-N2 Brand	54.3	•	•	9/02	2.0	1.0
USG 74F53R	54.0	•	•	9/02	2.0	1.0
NK S41-J6 Brand	53.9	•	•	9/01	2.3	1.0
Armor AX4410	53.6	•	•	9/02	4.3	1.0
HALO 4:40	52.6	•	•	9/03	3.7	1.0
Progeny P 4510 RYS	49.3	54.3	55.3	9/03	3.0	1.0
Dyna-Gro 39RY43	47.8	50.6	•	9/01	2.3	1.0
HALO X440	45.9	•	•	9/04	3.3	1.0
Armor AX4390	44.0	•	•	9/01	2.0	1.0
Progeny P 4560 LL	43.9	•	•	9/05	4.0	1.0
GRAND MEAN	60.5	•	•	9/03	2.5	1.0
LSD (5%)	10.7	•	•	3	1.3	•
C.V.	12.9	•	•	7	38.6	•

**Table 13. Performance of Irrigated, Soybean Varieties and Strains,
Lon Mann Cotton Research Station, Marianna, Ark., 2014¹, Continued.**

Variety/Experimental Line	2014	2-Year ² Average	3-Year ³ Average	Maturity Date	Lodging Score	Shatter Score
.....bu/A.....						
<u>Late Maturity Group IV (RM 4.8 to 4.9)</u>						
HBK LL4953	87.0	•	•	09/30	2.0	1.0
Delta Grow DG4967LL	84.8	78.2	•	10/01	2.0	1.0
Progeny P 4930 LL	84.6	•	•	09/30	1.7	1.0
NK S49-F8 Brand	81.9	72.4	•	09/22	2.4	1.0
AvDx-D914	81.8	•	•	09/27	2.7	1.0
Progeny P 4900 RY	79.6	71.8	•	09/24	1.7	1.0
ELLIS	79.5	•	•	09/27	2.0	1.0
Delta Grow DG4990LL	78.7	68.7	•	10/01	1.3	1.0
HBK LL4950	78.5	•	•	09/23	2.7	1.0
Mycogen X54490NR2	76.8	•	•	09/20	1.3	1.0
Eagle Seed ES4840RY	76.7	•	•	09/22	2.3	1.0
Progeny P 4848 RYS	76.7	•	•	09/21	3.3	1.0
REV [®] 49A75 [™]	76.4	•	•	09/21	4.7	1.0
R05-3239	76.0	69.4	60.9	09/25	2.0	1.0
Delta Grow DG4985GENRR2Y	75.7	•	•	09/22	1.7	1.0
Progeny P 4928 LL	75.5	67.0	58.9	09/28	3.0	1.0
Willcross RY2494NS	75.4	•	•	09/27	1.7	1.0
Eagle Seed ES4960RY	75.4	•	•	09/29	2.0	1.0
Armor 49-R56	75.3	•	•	09/24	2.7	1.0
REV [®] 49A55 [™]	74.9	•	•	09/25	3.0	1.0
AvDx-D814	74.5	•	•	09/24	2.3	1.0
REV [®] 49L29 [™]	74.4	•	•	09/30	2.3	1.0
REV [®] 48R44 [™]	74.1	•	•	09/26	2.3	1.0
REV [®] 49R94 [™]	72.6	•	•	09/21	2.3	1.0
MorSoy Xtra 49X54	72.2	•	•	09/20	2.3	1.0
Pioneer P49T97R	71.3	•	•	09/24	3.0	1.0
Progeny P 4850 RYS	71.3	67.9	•	09/21	2.3	1.0
MPG 483C	70.8	•	•	09/24	3.7	1.0
Armor X48C	70.5	•	•	09/22	3.0	1.0
S11-20356	70.4	•	•	09/24	3.0	1.0
Pioneer P48T53R	69.7	•	•	09/24	3.3	1.0
MorSoy Xtra 48X02	69.4	66.8	•	09/24	4.0	1.0
REV [®] 52A94 [™]	68.7	•	•	09/21	3.0	1.0
Dyna-Gro S48RS53	68.5	•	•	09/21	2.3	1.0
REV [®] 48R22 [™]	68.5	66.3	59.9	09/22	4.3	1.0
Armor 49-C3	68.3	71.0	•	09/24	3.7	1.0
Willcross WX2495N	68.3	•	•	09/19	2.7	1.0
Delta Grow DG4925GENRR2Y	67.9	67.4	•	09/23	2.7	1.0
Dyna-Gro S49RY25	67.8	•	•	09/22	1.0	1.0
Delta Grow DG4981LL/STS	67.7	•	•	09/28	2.0	1.0
USG 74B94RS	67.7	•	•	09/24	3.3	1.0
HALO 4:94	67.6	62.4	56.6	09/28	2.7	1.0
Asgrow AG4835 GENRR2Y/SR	67.3	•	•	09/21	3.0	1.0
Delta Grow DG4825GENRR2Y/STS	67.1	69.7	•	09/23	2.3	1.0

**Table 13. Performance of Irrigated, Soybean Varieties and Strains,
Lon Mann Cotton Research Station, Marianna, Ark., 2014¹, Continued.**

Variety/Experimental Line	2014	2-Year ² Average	3-Year ³ Average	Maturity Date	Lodging Score	Shatter Score
.....bu/A.....						
<u>Late Maturity Group IV (RM 4.8 to 4.9) Continued</u>						
Mycogen 5N479R2	66.5	•	•	09/17	3.3	1.0
Delta Grow DG4930GENRR2Y	66.4	•	•	09/22	2.7	1.0
USG 74B83R	66.2	•	•	09/21	3.7	1.0
Hoegemeyer 4822 NRR™	65.8	•	•	09/19	3.7	1.0
Eagle Seed ES4998RR	65.0	62.0	62.1	10/02	3.3	1.0
CZ 4959 RY	64.9	•	•	09/24	2.7	1.0
Armor 48-R66	64.5	•	•	09/22	2.0	1.0
Davis 4148RR2YS	64.2	69.4	•	09/24	3.7	1.0
HALO 4:97	64.0	•	•	09/23	3.0	1.0
Progeny P 4819 LL	63.7	61.7	•	09/22	4.0	1.0
HALO X449	62.5	•	•	09/29	3.7	1.0
Go Soy 4914	61.9	•	•	09/25	3.3	1.0
Asgrow AG4934 GENRR2Y/SR	60.4	•	•	09/26	3.0	1.0
Pioneer P48T67L	59.7	•	•	09/19	3.7	1.0
Dyna-Gro S49LS65	58.8	•	•	09/25	4.0	1.0
R09-4571	57.1	•	•	09/19	3.0	1.0
Armor X49C	57.1	•	•	09/22	3.3	1.0
MorSoy Xtra 48X34	57.1	•	•	09/25	3.0	1.0
Delta Grow DG4940RR	57.0	•	•	09/22	4.3	1.0
Hoegemeyer 4904 NR2S™	56.5	•	•	09/24	2.7	1.0
Armor AX4490	56.5	•	•	09/20	3.3	1.0
HALO 4:95	56.4	•	•	09/21	4.4	1.0
S09-6262	56.1	•	•	09/21	2.7	1.0
Delta Grow DG4880RR	55.3	58.3	57.7	09/26	3.7	1.0
Delta Grow DG4970RR	54.5	59.5	56.7	09/24	4.0	1.0
HBK LL4850	53.0	•	•	09/26	3.7	1.0
HALO X448	52.7	•	•	09/20	3.3	1.0
REV® 49A14™	51.5	•	•	09/23	3.3	1.0
Armor AX4480	44.0	•	•	09/21	2.7	1.0
Delta Grow DG4867LL	42.2	47.9	•	09/24	4.0	1.0
GRAND MEAN	67.7	•	•	09/24	2.9	1.0
LSD (5%)	12.2	•	•	5	1.4	•
C.V.	13.3	•	•	14	36.5	•

**Table 13. Performance of Irrigated, Soybean Varieties and Strains,
Lon Mann Cotton Research Station, Marianna, Ark., 2014¹, Continued.**

Variety/Experimental Line	2014	2-Year ² Average	3-Year ⁴ Average	Maturity Date	Lodging Score	Shatter Score
.....bu/A.....						
<u>Early Maturity Group V (RM 5.0 to 5.3)</u>						
Asgrow AG5335 GENRR2Y/SR	87.4	•	•	10/03	1.0	1.0
Delta Grow DG5230GENRR2Y	80.9	•	•	09/25	3.6	1.0
Pioneer 95L01	77.8	•	•	09/26	1.5	1.0
NK S52-Y2 Brand	76.0	•	•	09/24	1.8	1.0
CZ 5150 LL	75.3	•	•	09/29	1.5	1.0
Willcross WX 2534N	74.4	•	•	09/26	3.5	1.0
HALO X451	74.3	•	•	09/27	2.3	1.0
HALO X452	73.8	•	•	09/28	2.0	1.0
Asgrow AG5233 GENRR2Y/SR	73.3	69.9	•	09/25	2.8	1.0
REV [®] 51R53 [™]	72.5	64.3	60.7	09/25	2.0	1.0
Eagle Seed ES5225RY	72.4	•	•	09/28	2.8	1.0
MorSoy Xtra 51X31	72.3	•	•	09/25	2.3	1.0
Mycogen X54522NR2	72.1	•	•	09/23	3.5	1.0
HALO 5:01	70.5	63.3	•	09/26	1.3	1.0
Pioneer P50T64R	69.4	•	•	09/23	1.1	1.0
Pioneer P52T50R	69.0	•	•	09/26	2.0	1.0
CZ 5242 LL	68.7	•	•	09/28	2.0	1.0
R10-366RY	68.1	•	•	09/29	3.5	1.0
Armor AX4500	68.0	•	•	09/20	1.7	1.0
Armor 50-R44	67.7	•	•	09/19	3.0	1.0
Progeny P 5213 RY	66.9	•	•	09/24	3.0	1.0
Eagle Seed ES5335RY	66.7	•	•	09/25	3.7	1.0
UA 5213C	66.3	63.2	57.9	09/23	3.1	1.0
MPG 5314NRR	66.0	•	•	09/19	3.0	1.0
Progeny P 5160 LL	65.9	59.9	56.2	10/01	2.5	1.0
REV [®] 53R23 [™]	65.3	59.0	•	09/27	2.0	1.0
Pioneer P53T73SR	64.8	•	•	09/29	2.1	1.0
Armor 53-R16	64.8	58.7	59.0	09/26	3.5	1.0
Go Soy 5214	64.3	•	•	09/27	2.8	1.0
Willcross WX 2524N	64.0	•	•	09/22	3.8	1.0
R09-430	63.9	•	•	09/25	3.7	1.0
Dyna-Gro S52RY75	63.2	•	•	09/26	4.3	1.0
R10-428RY	63.2	•	•	09/28	2.5	1.0
R05-374	62.4	•	•	09/26	3.0	1.0
Progeny P 5333 RY	62.2	•	•	09/29	2.8	1.0
HALO 5:26	61.6	•	•	09/27	2.3	1.0
S11-20124	61.3	•	•	09/26	4.5	1.0
USG 75G24L	61.1	•	•	09/26	3.0	1.0
REV [®] 52R74 [™]	60.3	55.6	•	09/20	2.8	1.0
Progeny P 5220 LLS	60.1	•	•	09/29	2.3	1.0
Ozark	60.0	56.7	55.0	09/27	3.3	1.0
Go Soy 5213	59.4	•	•	09/28	2.0	1.0
Delta Grow DG5067LL	59.0	•	•	09/27	2.8	1.0

**Table 13. Performance of Irrigated, Soybean Varieties and Strains,
Lon Mann Cotton Research Station, Marianna, Ark., 2014¹, Continued.**

Variety/Experimental Line	2014	2-Year ² Average	3-Year ⁴ Average	Maturity Date	Lodging Score	Shatter Score
.....bu/A.....						
<u>Early Maturity Group V (RM 5.0 to 5.3) Continued</u>						
AvDx-V213	58.8	•	•	09/24	3.5	1.0
HBK RY5221	57.8	52.8	50.3	09/26	3.0	1.0
MPG 5214NRR	57.2	•	•	09/27	4.0	1.0
Asgrow AG5332 GENRR2Y	57.0	61.8	•	09/27	3.3	1.0
R10-130RY	56.3	•	•	09/27	3.3	1.0
Armor AX4520	56.1	•	•	09/25	4.0	1.0
HALO 5:25	55.4	•	•	09/29	2.8	1.0
JTN-4307	54.4	55.8	•	09/26	2.8	1.0
Delta Grow DG5367LL	53.6	•	•	09/23	3.0	1.0
MorSoy Xtra 53X82	53.5	58.0	•	09/28	2.0	1.0
Leland	53.0	•	•	09/26	4.5	1.0
Hoegemeyer 5280 NRS™	52.5	•	•	09/25	3.5	1.0
NK S51-C5 Brand	51.1	•	•	09/23	4.3	1.0
Armor 51-R50	48.0	52.2	•	09/22	2.8	1.0
Hutcheson	41.1	46.1	48.4	09/25	4.8	1.0
GRAND MEAN	64.2	•	•	09/26	2.8	1.0
LSD (5%)	9.2	•	•	3	1.0	•
C.V.	12.2	•	•	11	31.2	•

¹Yields from the Mid MG 4 and Late MG 5 tests were not reported due to low yields and poor uniformity.

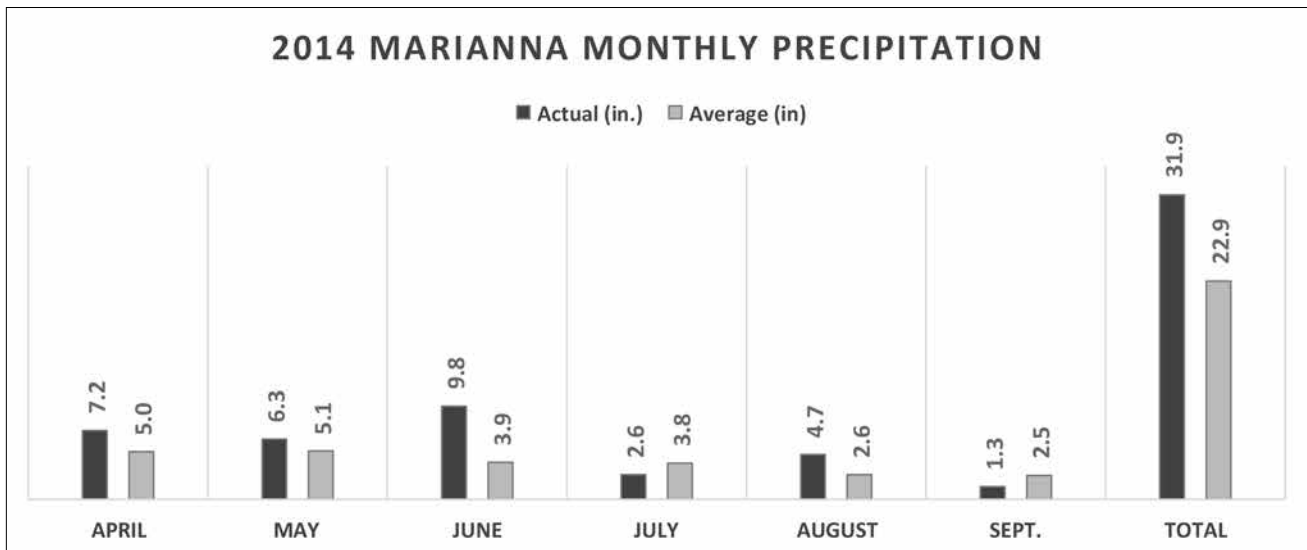
²Average Yield for 2012 and 2014.

³Average Yield for 2010, 2012, 2014.

⁴Average Yield for 2011, 2012, 2014.

**Table 13. Performance of Irrigated, Soybean Varieties and Strains,
Lon Mann Cotton Research Station, Marianna, Ark., 2014, Continued.**

Soil Series:	Calloway silt loam	Fertilizer Application(s):	100 lb/A P + 100 lb/A K	April 10
Soil pH:	7.0	Herbicide Application(s):	Dual Magnum	May 23
Previous Crop:	Soybean		Prefix	June 12
Row Width:	38"	Insecticide Application(s):	Mustang Max	June 12
Planting Date:	May 20	Harvest Date:	Early MG 4	Oct. 9
Irrigation Dates:	June 24		Late MG 4	Oct. 9
	July 5, 11, 24, 30		Early MG 5	Oct. 10
	August 8, 15, 23, 28			
	Sept. 9 (Early MG 5)			



**Table 14. Performance of Irrigated, Full-Season, Soybean Varieties and Strains,
Rice Research and Extension Center, Stuttgart, Ark., 2014.**

Variety/Experimental Line	2014	2-Year ¹	3-Year ²	Maturity	Lodging	Shatter	Plant
	Average			Date	Score	Score	Height
bu/A.....						
<u>Early Maturity Group IV (RM 4.0 to 4.5)</u>							
Mycogen 5N451R2	75.4	78.0	•	9/19	1.0	1.0	41
Dyna-Gro 31RY45	74.9	78.2	77.3	9/19	1.0	1.0	41
Progeny P 4211 RY	72.6	76.2	77.4	9/16	1.0	1.0	37
Seedway SG 4513	72.0	•	•	9/18	1.0	1.0	39
AvDx-D514	71.7	•	•	9/18	1.5	1.0	41
Pioneer P45T11R	71.4	•	•	9/19	1.0	1.0	42
Armor AX4430	71.0	•	•	9/16	1.3	1.0	40
Mycogen 5N452R2	70.9	•	•	9/20	2.0	1.0	37
Willcross WX2454N	70.7	•	•	9/20	1.3	1.0	35
Armor 44-R08	70.4	75.5	75.8	9/17	1.0	1.0	35
Armor AX4450	69.8	•	•	9/19	1.5	1.0	37
Dyna-Gro S43RY95	69.8	•	•	9/20	3.0	1.0	40
HALO 4:40	69.7	69.3	•	9/18	1.0	1.0	37
Dyna-Gro 39RY43	69.5	73.9	76.8	9/18	1.0	1.0	35
Progeny P 4440 RY	68.7	•	•	9/17	1.3	1.0	40
NK S43-K1 Brand	68.0	73.1	•	9/16	1.0	1.0	39
Armor AX4440	67.4	•	•	9/18	1.0	1.0	35
NK S40-N2 Brand	67.4	•	•	9/15	1.0	1.0	34
REV® 44A15™	66.9	•	•	9/16	1.0	1.0	35
NK S41-J6 Brand	66.7	•	•	9/16	2.0	1.0	40
Armor 43-R43	66.3	72.2	•	9/18	1.0	1.0	38
HALO X445	64.7	•	•	9/16	1.0	1.0	38
MorSoy Xtra 44X82	64.6	69.6	73.0	9/16	1.0	1.0	37
USG 74F24RS	64.6	•	•	9/16	2.0	1.0	40
NK S45-V8 Brand	64.2	71.2	•	9/18	1.0	1.0	35
Progeny P 4560 LL	61.5	63.6	•	9/17	2.0	1.0	41
Progeny P 4510 RYS	61.0	71.5	73.6	9/18	1.0	1.0	37
Armor AX4390	60.8	•	•	9/14	1.0	1.0	31
Armor AX4410	59.7	•	•	9/17	1.0	1.0	34
HALO X440	59.4	•	•	9/14	1.3	1.0	36
USG 74F53R	57.3	•	•	9/16	2.5	1.0	39
GRAND MEAN	67.4	•	•	9/17	1.3	1.0	38
LSD (5%)	3.0	•	•	2	0.4	•	•
C.V.	3.8	•	•	11	24.7	•	•

**Table 14. Performance of Irrigated, Full-Season, Soybean Varieties and Strains,
Rice Research and Extension Center, Stuttgart, Ark., 2014, Continued.**

Variety/Experimental Line	2014	2-Year ¹ Average	3-Year ² Average	Maturity Date	Lodging Score	Shatter Score	Plant Height
.....bu/A.....							
<u>Mid Maturity Group IV (RM 4.6 to 4.7)</u>							
AvDx-D714	75.9	•	•	9/20	3.5	1.0	44
NK S47-K5 Brand	75.8	•	•	9/24	1.0	1.0	42
Eagle Seed ES4720RY	75.8	•	•	9/22	1.0	1.0	39
Armor AX4471	75.7	•	•	9/24	1.0	1.0	37
REV® 47R34™	74.6	78.2	•	9/22	3.0	1.0	44
Pioneer P47T36R	74.5	76.5	•	9/24	1.0	1.0	41
Pioneer P47T89R	74.4	•	•	9/24	1.8	1.0	44
Delta Grow DG4670GENRR2Y	72.1	75.7	76.8	9/19	1.0	1.0	43
MorSoy Xtra 46X04	71.6	•	•	9/20	1.0	1.0	38
AvDx-D613	70.8	73.7	72.8	9/17	3.5	1.0	42
REV® 47R53™	70.7	72.4	72.6	9/18	2.5	1.0	43
Progeny P 4613 RYS	70.4	74.7	•	9/24	2.0	1.0	42
Dyna-Gro S46RY85	69.4	•	•	9/19	1.3	1.0	39
USG 74G74LS	69.4	•	•	9/25	2.0	1.0	46
Willcross WX2464NS	69.3	•	•	9/24	2.0	1.0	41
Delta Grow DG4755GENRR2Y	69.2	74.1	76.1	9/22	1.3	1.0	40
Eagle Seed ES4777RR	69.1	75.3	75.7	9/26	1.3	1.0	43
Delta Grow DG4685GENRR2Y	69.1	•	•	9/19	1.0	1.0	38
Davis 4146RR2YS	68.8	74.3	•	9/24	2.0	1.0	43
Armor 46-R65	68.6	74.4	•	9/24	2.3	1.0	43
Delta Grow DG4767LL/STS	68.6	•	•	9/24	1.5	1.0	46
Progeny P 4747 RY	68.6	73.6	75.1	9/20	1.0	1.0	43
Armor AX4460	68.5	•	•	9/23	2.3	1.0	40
Dyna-Gro S47RY13	67.9	71.5	73.7	9/22	1.3	1.0	43
Armor 47-R13	67.8	73.8	73.8	9/19	1.5	1.0	43
Armor X47C	67.6	69.7	•	9/23	1.0	1.0	38
Progeny P 4620 LLS	67.3	•	•	9/24	2.0	1.0	50
MorSoy Xtra 47X12	67.1	75.2	74.8	9/17	1.8	1.0	47
HALO 4:76	66.2	•	•	9/24	1.0	1.0	41
REV® 46R64™	66.1	72.4	•	9/19	1.8	1.0	39
Seedway SG 4713	65.9	•	•	9/17	2.3	1.0	44
Delta Grow DG4765GENRR2Y/STS	65.5	75.9	76.9	9/18	1.8	1.0	42
MPG 4714	65.3	•	•	9/22	1.5	1.0	45
Davis 4447RR2YS	64.7	•	•	9/24	1.0	1.0	44
R08-2797	64.0	68.5	•	9/24	1.0	1.0	47
Delta Grow DG4775GENRR2Y	63.1	•	•	9/24	1.0	1.0	40
Mycogen 5N478R2	62.9	67.7	•	9/18	2.0	1.0	47
Armor AX4470	62.8	•	•	9/24	1.0	1.0	43
HBK LL4653	62.7	63.7	•	9/18	1.0	1.0	38
Armor X447C	61.5	•	•	9/18	1.5	1.0	37
Go Soy 4713	61.4	•	•	9/23	2.0	1.0	39
Progeny P 4788 RY	61.0	•	•	9/23	1.0	1.0	40
NK S46-L2 Brand	61.0	66.1	•	9/22	1.0	1.0	42
CZ 4748 LL	60.9	•	•	9/17	1.0	1.0	39
HBK RY4721	60.0	65.5	67.2	9/19	1.7	1.0	43
HBK LL4650	59.7	63.1	•	9/19	1.0	1.0	41
HBK RY4620	57.6	69.3	73.0	9/21	1.0	1.0	39
GRAND MEAN	67.5	•	•	9/21	1.5	1.0	42
LSD (5%)	3.3	•	•	2	0.4	•	•
C.V.	4.2	•	•	7	24.1	•	•

**Table 14. Performance of Irrigated, Full-Season, Soybean Varieties and Strains,
Rice Research and Extension Center, Stuttgart, Ark., 2014, Continued.**

Variety/Experimental Line	2014	2-Year ¹ Average	3-Year ² Average	Maturity Date	Lodging Score	Shatter Score	Plant Height
bu/A.....						
<u>Late Maturity Group IV (RM 4.8 to 4.9)</u>							
ELLIS	74.4	•	•	10/04	1.0	1.0	33
S11-20356	72.0	•	•	09/27	1.5	1.0	38
REV® 49A55™	70.5	•	•	09/26	1.5	1.0	40
Pioneer P49T97R	69.7	78.1	•	09/26	1.0	1.0	39
AvDx-D814	69.5	•	•	09/22	1.5	1.0	40
REV® 48R44™	69.4	75.3	•	09/23	2.3	1.0	42
Armor 49-C3	69.3	69.7	72.2	10/01	2.3	1.0	33
Pioneer P48T53R	69.0	73.2	•	09/21	1.3	1.0	38
REV® 49R94™	68.3	75.7	•	09/24	1.0	1.0	40
R05-3239	68.2	67.4	70.3	09/28	1.3	1.0	36
AvDx-D914	67.9	•	•	09/24	1.5	1.0	45
REV® 49A14™	67.8	•	•	09/27	2.5	1.0	40
Armor X48C	67.6	69.4	•	09/27	1.3	1.0	40
Hoegemeyer 4904 NR2S™	67.5	•	•	09/29	2.5	1.0	41
HALO 4:94	67.2	71.9	72.6	09/26	1.4	1.0	44
REV® 49A75™	67.2	•	•	09/24	2.7	1.0	45
Progeny P 4928 LL	67.0	70.5	71.5	09/27	1.0	1.0	45
Progeny P 4900 RY	67.0	72.2	76.0	09/27	1.0	1.0	36
HBK LL4953	66.9	70.8	•	09/26	1.0	1.0	44
NK S49-F8 Brand	66.6	72.2	74.0	09/25	1.0	1.0	39
Delta Grow DG4880RR	66.4	65.3	68.0	09/26	3.0	1.0	45
REV® 52A94™	66.1	•	•	09/29	2.5	1.0	39
HBK LL4850	66.0	69.4	•	09/24	1.8	1.0	43
HALO 4:95	65.8	67.6	•	09/24	2.3	1.0	39
Mycogen 5N479R2	65.7	•	•	09/19	1.5	1.0	46
Armor 49-R56	65.5	71.1	75.5	09/24	1.0	1.0	38
MorSoy Xtra 48X02	65.5	72.7	75.6	09/22	1.3	1.0	44
Dyna-Gro S48RS53	65.4	74.0	•	09/18	1.5	1.0	47
Delta Grow DG4867LL	65.2	64.9	67.1	09/24	2.5	1.0	40
Progeny P 4819 LL	64.7	67.4	69.7	09/24	1.5	1.0	42
Eagle Seed ES4998RR	64.5	69.1	70.8	10/08	2.0	1.0	31
Dyna-Gro S49RY25	64.4	•	•	09/21	1.3	1.0	41
Delta Grow DG4967LL	64.3	68.9	72.4	09/29	1.8	1.0	41
Eagle Seed ES4840RY	64.0	•	•	09/26	1.5	1.0	39
HBK LL4950	64.0	69.5	•	09/29	1.3	1.0	46
Go Soy 4914	63.9	•	•	09/26	2.3	1.0	53
Progeny P 4930 LL	63.9	69.1	•	09/27	1.0	1.0	45
Delta Grow DG4825GENRR2Y/STS	63.8	70.2	72.9	09/29	1.8	1.0	37
HALO X449	63.8	•	•	09/26	1.8	1.0	45
REV® 49L29™	63.7	•	•	09/26	1.3	1.0	41
Delta Grow DG4981LL/STS	63.7	67.4	•	09/28	1.5	1.0	49
MPG 483C	63.5	•	•	09/28	2.0	1.0	40
HALO 4:97	63.5	67.9	•	09/25	2.3	1.0	46

**Table 14. Performance of Irrigated, Full-Season, Soybean Varieties and Strains,
Rice Research and Extension Center, Stuttgart, Ark., 2014, Continued.**

Variety/Experimental Line	2014	2-Year ¹	3-Year ²	Maturity Date	Lodging Score	Shatter Score	Plant Height
		Average	Average				
bu/A.....						
<u>Late Maturity Group IV (RM 4.8 to 4.9) Continued</u>							
Asgrow AG4934 GENRR2Y/SR	63.4	75.2	•	09/22	1.0	1.0	43
Delta Grow DG4940RR	63.4	68.7	•	09/27	3.0	1.0	46
Eagle Seed ES4960RY	63.3	•	•	09/24	1.0	1.0	42
MorSoy Xtra 49X54	63.3	•	•	09/21	1.5	1.0	42
REV® 48R22™	63.0	67.4	69.7	09/24	2.8	1.0	39
Delta Grow DG4990LL	62.8	69.2	71.7	09/27	1.0	1.0	43
Delta Grow DG4985GENRR2Y	62.7	•	•	09/21	1.3	1.0	43
Dyna-Gro S49LS65	62.5	•	•	09/26	2.0	1.0	44
CZ 4959 RY	62.2	•	•	09/25	1.0	1.0	40
USG 74B83R	61.8	71.9	•	09/24	1.5	1.0	41
Willcross RY2494NS	61.3	69.6	•	09/28	1.5	1.0	39
Davis 4148RR2YS	61.3	68.8	72.2	09/26	1.8	1.0	40
Asgrow AG4835 GENRR2Y/SR	61.2	•	•	09/20	1.3	1.0	40
Mycogen X54490NR2	61.0	•	•	09/19	1.0	1.0	40
Hoegemeyer 4822 NRR™	60.9	•	•	09/23	2.0	1.0	42
Delta Grow DG4970RR	60.5	67.9	69.2	09/28	3.3	1.0	46
Armor 48-R66	60.0	72.0	•	09/24	1.8	1.0	42
R09-4571	59.9	•	•	09/25	2.5	1.0	44
Progeny P 4850 RYS	59.7	70.0	72.2	09/18	2.3	1.0	41
Willcross WX2495N	58.8	•	•	09/22	1.0	1.0	43
Delta Grow DG4930GENRR2Y	58.1	•	•	09/24	1.0	1.0	40
Pioneer P48T67L	57.6	•	•	09/18	1.0	1.0	38
USG 74B94RS	57.5	•	•	09/24	1.0	1.0	48
Delta Grow DG4925GENRR2Y	57.2	68.4	70.3	09/21	1.5	1.0	43
Armor X49C	56.8	61.4	•	10/04	2.3	1.0	44
HALO X448	56.5	•	•	09/19	1.0	1.0	41
Armor AX4490	56.4	•	•	09/25	1.0	1.0	42
MorSoy Xtra 48X34	56.1	•	•	09/24	1.0	1.0	41
Progeny P 4848 RYS	55.7	•	•	09/21	1.0	1.0	39
Armor AX4480	52.5	•	•	09/17	1.0	1.0	40
S09-6262	51.1	•	•	09/26	1.3	1.0	43
GRAND MEAN	63.6	•	•	09/25	1.6	1.0	41
LSD (5%)	3.3	•	•	2	0.6	•	•
C.V.	4.5	•	•	7	33.7	•	•

**Table 14. Performance of Irrigated, Full-Season, Soybean Varieties and Strains,
Rice Research and Extension Center, Stuttgart, Ark., 2014, Continued.**

Variety/Experimental Line	2014	2-Year ¹	3-Year ²	Maturity	Lodging	Shatter	Plant
	Average			Date	Score	Score	Height
bu/A.....						
<u>Early Maturity Group V (RM 5.0 to 5.3)</u>							
S11-20124	80.3	•	•	10/02	2.0	1.0	43
R09-430	76.8	73.6	•	10/02	1.0	1.0	34
Progeny P 5160 LL	76.4	72.3	74.4	10/05	1.0	1.0	33
HALO 5:25	74.0	•	•	10/04	1.1	1.0	38
NK S52-Y2 Brand	71.6	79.1	•	09/24	1.0	1.0	40
Armor 53-R16	71.6	73.1	73.7	10/03	1.3	1.0	40
Progeny P 5333 RY	71.4	75.0	•	09/30	1.5	1.0	38
MPG 5214NRR	70.4	72.7	•	09/30	2.5	1.0	43
REV® 53R23™	69.6	74.0	76.5	09/28	1.0	1.0	33
Pioneer P52T50R	69.4	•	•	09/26	1.0	1.0	45
Leland	69.3	71.0	•	10/03	1.0	1.0	31
HALO 5:26	69.1	67.2	•	09/30	1.5	1.0	38
Mycogen X54522NR2	68.9	•	•	09/30	3.0	1.0	37
UA 5213C	68.7	73.4	73.7	09/29	2.5	1.0	39
R05-374	68.5	72.7	•	09/29	2.5	1.0	42
Willcross WX 2534N	68.3	•	•	10/02	1.0	1.0	42
Delta Grow DG5367LL	68.2	•	•	09/29	1.8	1.0	47
Eagle Seed ES5225RY	68.1	•	•	10/01	1.0	1.0	44
Asgrow AG5332 GENRR2Y	68.0	73.2	75.3	10/04	1.5	1.0	42
Pioneer 95L01	67.6	•	•	10/01	1.0	1.0	45
Eagle Seed ES5335RY	67.6	•	•	09/29	2.8	1.0	42
Go Soy 5213	67.3	•	•	09/30	1.0	1.0	66
Pioneer P50T64R	67.3	72.9	•	09/23	1.0	1.0	39
MorSoy Xtra 51X31	67.1	•	•	10/01	1.5	1.0	36
HALO X451	66.9	•	•	09/30	1.0	1.0	44
Willcross WX 2524N	66.9	•	•	09/27	2.5	1.0	41
MorSoy Xtra 53X82	66.7	73.1	74.0	10/04	2.5	1.0	37
Hoegemeyer 5280 NRS™	66.6	•	•	10/01	2.5	1.0	45
Asgrow AG5233 GENRR2Y/SR	66.0	72.8	74.7	09/29	1.0	1.0	37
CZ 5150 LL	65.9	•	•	09/30	1.0	1.0	47
R10-366RY	65.7	•	•	10/03	2.8	1.0	38
Delta Grow DG5230GENRR2Y	65.7	•	•	09/29	2.8	1.0	38
Dyna-Gro S52RY75	65.6	•	•	09/25	2.4	1.0	30
CZ 5242 LL	65.6	•	•	09/29	1.5	1.0	48
HALO 5:01	65.5	70.2	72.0	09/30	1.8	1.0	49
REV® 51R53™	65.5	68.3	72.2	09/30	1.0	1.0	37
Progeny P 5220 LLS	65.3	•	•	09/30	1.0	1.0	59
Armor 50-R44	65.1	69.5	•	09/19	1.3	1.0	46
REV® 52R74™	65.0	70.7	75.5	10/03	1.0	1.0	43
Pioneer P53T73SR	64.8	•	•	10/03	1.0	1.0	40
Armor AX4520	64.7	•	•	09/29	3.0	1.0	44
MPG 5314NRR	64.5	•	•	09/21	1.8	1.0	47
Armor AX4500	64.0	•	•	09/21	1.0	1.0	43

**Table 14. Performance of Irrigated, Full-Season, Soybean Varieties and Strains,
Rice Research and Extension Center, Stuttgart, Ark., 2014, Continued.**

Variety/Experimental Line	2014	2-Year ¹	3-Year ²	Maturity Date	Lodging Score	Shatter Score	Plant Height
		Average	Average				
.....bu/A.....							
<u>Early Maturity Group V (RM 5.0 to 5.3) Continued</u>							
HALO X452	63.9	•	•	09/29	1.5	1.0	51
AvDx-V213	63.6	68.4	•	09/29	3.8	1.0	32
Delta Grow DG5067LL	63.4	•	•	09/29	1.0	1.0	47
Armor 51-R50	62.8	66.5	71.3	10/03	1.3	1.0	42
JTN-4307	62.7	61.0	62.1	09/29	1.8	1.0	35
Ozark	62.7	62.3	65.4	10/02	3.0	1.0	38
USG 75G24L	62.6	•	•	09/29	2.0	1.0	47
NK S51-C5 Brand	62.3	•	•	09/24	1.8	1.0	32
R10-428RY	61.6	67.9	•	10/01	1.5	1.0	36
R10-130RY	61.6	65.4	•	10/03	1.8	1.0	38
HBK RY5221	60.9	65.9	69.4	10/03	1.5	1.0	44
Hutcheson	60.6	62.2	64.8	10/02	3.8	1.0	35
Progeny P 5213 RY	59.8	70.4	•	09/20	1.3	1.0	42
Asgrow AG5335 GENRR2Y/SR	59.7	•	•	10/03	1.0	1.0	45
Go Soy 5214	59.3	•	•	09/29	1.5	1.0	40
GRAND MEAN	66.5	•	•	09/29	1.7	1.0	41
LSD (5%)	4.2	•	•	2	0.7	•	•
C.V.	5.3	•	•	5	33.7	•	•
<u>Late Maturity Group V (RM 5.4 to 5.9)</u>							
REV® 57R21™	75.3	79.0	79.3	10/06	1.0	1.0	49
UA 5612	72.2	72.3	75.4	10/05	2.5	1.0	41
Delta Grow DG5625GENRR2Y	72.2	76.0	•	10/06	3.0	1.0	37
Eagle Seed ES5650RR	71.8	74.8	74.2	10/06	1.0	1.0	42
HALO 5:45	71.2	69.0	71.0	10/08	1.8	1.0	40
Pioneer P54T94R	70.0	76.3	•	09/30	1.3	1.0	39
Progeny P 5960 LL	69.6	70.0	71.5	10/05	1.0	1.0	38
R07-6614RR	69.6	•	•	10/08	1.8	1.0	44
Progeny P 5555 RY	69.1	72.6	•	10/08	2.3	1.0	38
Mycogen 5N550R2	69.1	•	•	10/09	2.8	1.0	47
REV® 56R63™	68.9	73.5	74.3	10/08	2.8	1.0	43
Delta Grow DG5480GENRR2Y	68.9	76.7	•	10/01	2.5	1.0	40
Delta Grow DG5461LL	68.8	72.2	70.9	10/02	1.0	1.0	44
Delta Grow DG5575GENRR2Y	68.7	71.9	•	10/08	3.0	1.0	43
HBK RY5421	68.7	72.6	73.2	10/03	2.3	1.0	38
Osage	68.4	68.8	71.9	09/29	1.0	1.0	31
Armor 57-R17	68.3	•	•	10/09	2.0	1.0	48
Dyna-Gro S56RY84	68.2	72.2	•	10/07	2.5	1.0	46
Progeny P 5460 LL	67.6	73.7	72.4	09/29	1.0	1.0	44
R10-197RY	67.5	69.0	•	10/07	1.5	1.0	37
Dyna-Gro 32RY55	67.3	69.4	72.2	10/06	1.0	1.0	35
Pioneer P56T03R2	66.9	•	•	10/06	1.5	1.0	44

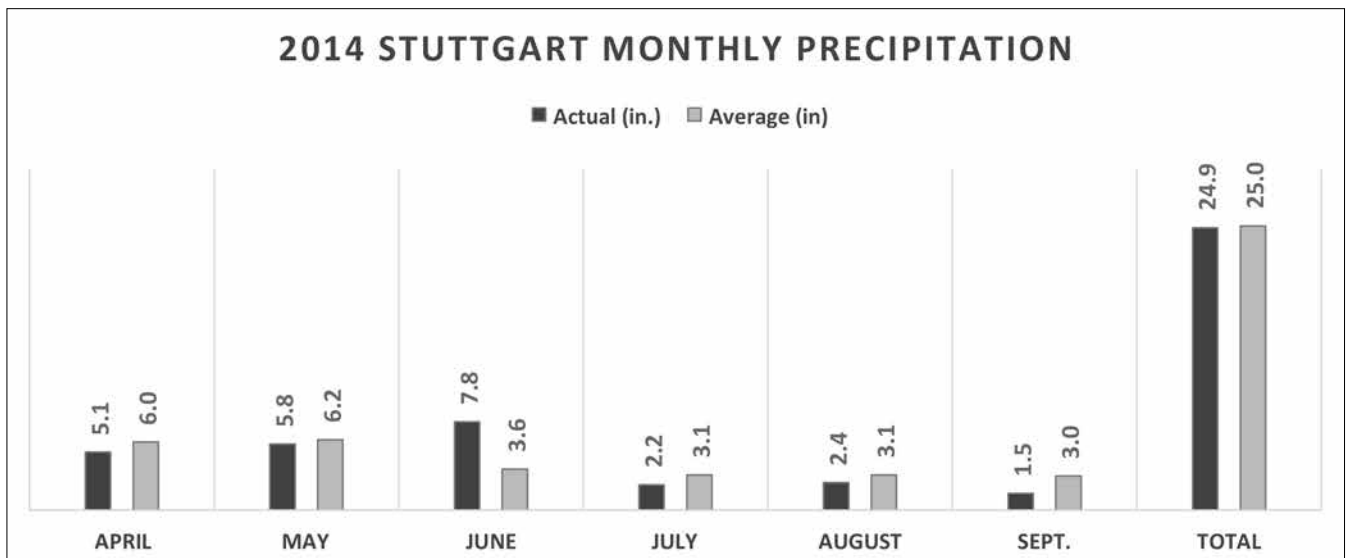
**Table 14. Performance of Irrigated, Full-Season, Soybean Varieties and Strains,
Rice Research and Extension Center, Stuttgart, Ark., 2014, Continued.**

Variety/Experimental Line	2014	2-Year ¹	3-Year ²	Maturity Date	Lodging Score	Shatter Score	Plant Height
		Average	Average				
bu/A.....						
Late Maturity Group V (RM 5.4 to 5.9) Continued							
REV® 56A54™	66.6	•	•	10/03	2.0	1.0	48
Dyna-Gro S54RY43	66.2	72.9	72.0	10/05	2.3	1.0	40
Eagle Seed ES5507RR	65.8	67.9	68.0	10/11	1.5	1.0	41
REV® 54R84™	65.6	70.6	71.6	10/14	2.0	1.0	34
NK S55-C3 Brand	65.3	•	•	10/06	3.0	1.0	39
AgVenture 55K5RR	65.2	69.3	70.9	10/09	3.0	1.0	45
Asgrow AG5535 GENRR2Y	64.9	•	•	10/06	2.5	1.0	36
Delta Grow DG5475GENRR2Y	64.7	69.9	72.8	10/08	3.0	1.0	38
Progeny P 5610 RY	64.7	71.0	72.2	10/05	1.0	1.0	34
Delta Grow DG5565GENRR2Y	64.5	66.5	•	10/07	1.0	1.0	35
REV® 55L95™	64.1	•	•	09/28	3.0	1.0	36
Delta Grow DG5481LL	64.0	65.3	•	10/06	1.5	1.0	50
MorSoy Xtra 54X41	63.4	•	•	10/06	1.0	1.0	40
Mycogen 5N540R2	63.2	•	•	10/05	2.5	1.0	39
REV® 55R53™	62.9	69.5	71.7	10/01	2.8	1.0	37
UA 5414RR	62.7	68.6	67.7	10/03	3.0	1.0	37
USG 75Q42R	62.5	72.1	74.6	10/05	2.8	1.0	40
Eagle Seed ES5400RR	61.3	67.3	69.5	10/08	1.0	1.0	46
R10-453RY	60.2	•	•	10/14	2.5	1.0	38
JTN-5110	57.7	63.2	67.8	10/14	2.8	1.0	36
R04-1250RR	57.5	60.9	•	10/04	3.0	1.0	39
GRAND MEAN	66.5	•	•	10/06	2.0	1.0	40
LSD (5%)	4.2	•	•	2	0.6	•	•
C.V.	5.4	•	•	6	26.3	•	•

¹Average Yield for 2013 and 2014.²Average Yield for 2012, 2013, 2014.

Table 14. Performance of Irrigated, Full-Season, Soybean Varieties and Strains, Rice Research and Extension Center, Stuttgart, Ark., 2014, Continued.

Soil Series:	Crowley silt loam	Fertilizer Application(s):	80 lb/A P + 60 lb/A K	June 5
Soil pH:	6.5	Herbicide Application(s):	Valor	May 23
Previous Crop:	Rice		Poast	July 2
Row Width:	30"	Harvest Date:	Early MG 4	Oct. 20
Planting Date:	May 21		Mid MG 4	Oct. 20
Irrigation Dates:	July 27		Late MG 4	Oct. 27
	Aug. 24		Early MG 5	Nov. 2
	Sept. 9, 24		Late MG 5	Nov. 2



**Table 15. Performance of Irrigated, Full-Season, Soybean Varieties and Strains,
Rohwer Research Station, Rohwer, Ark., 2014.**

Variety/Experimental Line	2014	2-Year ¹	3-Year ²	Maturity	Lodging	Shatter	Plant
	Average			Date	Score	Score	Height
	bu/A.....						
<u>Early Maturity Group IV (RM 4.0 to 4.5)</u>							
Dyna-Gro S43RY95	80.4	•	•	9/18	1.0	1.0	38
Seedway SG 4513	76.4	•	•	9/18	1.0	1.0	33
Pioneer P45T11R	76.1	•	•	9/16	1.0	1.0	39
Mycogen 5N451R2	74.7	69.8	•	9/17	1.0	1.0	36
AvDx-D514	73.4	•	•	9/18	1.0	1.0	38
Armor 44-R08	72.6	62.6	58.7	9/17	1.0	1.0	33
Progeny P 4440 RY	71.6	•	•	9/14	1.0	1.0	36
NK S43-K1 Brand	71.3	60.1	•	9/16	1.0	1.0	35
Mycogen 5N452R2	71.1	•	•	9/17	1.0	1.0	35
REV [®] 44A15 [™]	70.9	•	•	9/13	1.0	1.0	38
Armor AX4430	69.2	•	•	9/14	1.0	1.0	35
Dyna-Gro 31RY45	68.9	63.0	59.4	9/16	1.0	1.0	35
Progeny P 4211 RY	66.5	55.8	53.8	9/15	1.0	1.0	29
HALO 4:40	66.4	56.9	•	9/16	1.0	1.0	32
Willcross WX2454N	66.3	•	•	9/13	1.0	1.0	35
Armor AX4410	66.3	•	•	9/14	1.0	1.0	30
Dyna-Gro 39RY43	66.3	61.0	58.1	9/16	1.0	1.0	27
Armor AX4450	64.0	•	•	9/15	1.0	1.0	32
MorSoy Xtra 44X82	63.8	58.9	58.0	9/14	1.0	1.0	29
HALO X440	63.4	•	•	9/13	1.0	1.0	31
Armor 43-R43	63.2	56.0	•	9/14	1.0	1.0	27
USG 74F24RS	63.1	•	•	9/13	1.0	1.0	34
Progeny P 4560 LL	62.5	57.5	•	9/14	1.0	1.0	35
Progeny P 4510 RYS	61.5	56.9	55.4	9/17	1.0	1.0	34
Armor AX4440	61.4	•	•	9/14	1.0	1.0	31
USG 74F53R	61.4	•	•	9/15	1.0	1.0	33
HALO X445	61.2	•	•	9/17	1.0	1.0	33
NK S41-J6 Brand	60.5	•	•	9/15	1.0	1.0	36
NK S45-V8 Brand	59.7	54.9	•	9/14	1.0	1.0	30
NK S40-N2 Brand	59.5	•	•	9/12	1.0	1.0	30
Armor AX4390	54.6	•	•	9/12	1.0	1.0	26
GRAND MEAN	66.7	•	•	9/15	1.0	1.0	33
LSD (5%)	4.0	•	•	2	•	•	•
C.V.	5.1	•	•	12	•	•	•

**Table 15. Performance of Irrigated, Full-Season, Soybean Varieties and Strains,
Rohwer Research Station, Rohwer, Ark., 2014, Continued.**

Variety/Experimental Line	2014	2-Year ¹ Average	3-Year ² Average	Maturity Date	Lodging Score	Shatter Score	Plant Height
.....bu/A.....							
<u>Mid Maturity Group IV (RM 4.6 to 4.7)</u>							
Pioneer P47T89R	76.6	•	•	9/18	1.0	1.0	40
Armor AX4460	76.5	•	•	9/17	1.0	1.0	36
Pioneer P47T36R	75.5	69.9	•	9/19	1.0	1.0	33
Progeny P 4788 RY	72.7	•	•	9/18	1.0	1.0	40
Dyna-Gro S47RY13	71.7	67.3	60.0	9/18	1.0	1.0	38
AvDx-D613	71.4	65.3	60.5	9/17	1.0	1.0	35
REV® 47R34™	71.0	66.1	•	9/17	1.0	1.0	32
AvDx-D714	70.9	•	•	9/16	1.3	1.0	38
Delta Grow DG4755GENRR2Y	70.7	64.1	59.4	9/17	1.0	1.0	38
REV® 47R53™	69.8	65.4	59.0	9/16	1.0	1.0	35
NK S47-K5 Brand	68.8	•	•	9/18	1.0	1.0	33
Delta Grow DG4670GENRR2Y	68.5	65.5	61.4	9/18	1.0	1.0	33
Armor AX4471	68.5	•	•	9/15	1.0	1.0	32
Willcross WX2464NS	67.7	•	•	9/19	1.0	1.0	37
Armor 46-R65	67.5	63.4	•	9/18	1.0	1.0	37
Mycogen 5N478R2	66.9	65.8	•	9/15	1.3	1.0	39
HALO 4:76	66.6	•	•	9/17	1.0	1.0	36
Davis 4146RR2YS	66.3	60.6	•	9/20	1.0	1.0	34
Delta Grow DG4775GENRR2Y	65.9	•	•	9/20	1.0	1.0	36
Progeny P 4613 RYS	65.3	60.8	•	9/18	1.3	1.0	37
Progeny P 4747 RY	64.9	61.3	57.7	9/18	1.0	1.0	38
CZ 4748 LL	64.7	•	•	9/16	1.0	1.0	32
Seedway SG 4713	64.6	•	•	9/17	1.0	1.0	37
MorSoy Xtra 47X12	64.6	65.3	60.4	9/19	1.0	1.0	36
Eagle Seed ES4720RY	64.4	•	•	9/15	1.0	1.0	32
Armor 47-R13	64.0	64.4	57.3	9/19	1.0	1.0	39
Armor AX4470	63.5	•	•	9/18	1.0	1.0	34
Delta Grow DG4765GENRR2Y/STS	63.3	62.0	58.5	9/20	1.0	1.0	34
Eagle Seed ES4777RR	63.1	59.4	56.9	9/20	1.0	1.0	33
HBK RY4721	62.7	62.6	57.8	9/18	1.0	1.0	37
Delta Grow DG4685GENRR2Y	62.4	•	•	9/14	1.0	1.0	30
HBK LL4653	62.2	56.8	•	9/18	1.0	1.0	30
USG 74G74LS	61.9	•	•	9/19	1.3	1.0	40
MorSoy Xtra 46X04	61.7	•	•	9/13	1.0	1.0	31
REV® 46R64™	61.5	58.4	•	9/16	1.3	1.0	39
NK S46-L2 Brand	61.2	60.4	•	9/17	1.0	1.0	31
Armor X47C	61.0	57.5	•	9/17	1.0	1.0	34
Davis 4447RR2YS	60.5	•	•	9/18	1.0	1.0	35
Dyna-Gro S46RY85	60.3	•	•	9/13	1.0	1.0	32
HBK RY4620	58.8	55.7	58.1	9/16	1.0	1.0	30
HBK LL4650	58.7	57.4	•	9/16	1.0	1.0	35
Delta Grow DG4767LL/STS	58.6	•	•	9/18	1.3	1.0	40
Armor X447C	58.1	•	•	9/14	1.0	1.0	30
MPG 4714	58.0	•	•	9/14	1.0	1.0	39
Progeny P 4620 LLS	55.4	•	•	9/18	1.0	1.0	38
R08-2797	52.8	53.3	•	9/18	1.0	1.0	39
Go Soy 4713	52.3	•	•	9/18	1.0	1.0	40
GRAND MEAN	64.8	•	•	9/17	1.0	1.0	35
LSD (5%)	5.0	•	•	2	0.2	•	•
C.V.	6.6	•	•	11	18.6	•	•

**Table 15. Performance of Irrigated, Full-Season, Soybean Varieties and Strains,
Rohwer Research Station, Rohwer, Ark., 2014, Continued.**

Variety/Experimental Line	2014	2-Year ¹ Average	3-Year ² Average	Maturity Date	Lodging Score	Shatter Score	Plant Height
bu/A.....						
<u>Late Maturity Group IV (RM 4.8 to 4.9)</u>							
REV® 49R94™	77.9	72.5	•	9/23	2.0	1.0	40
MorSoy Xtra 48X02	77.8	70.0	63.8	9/21	1.0	1.0	34
REV® 52A94™	76.2	•	•	9/22	1.8	1.0	38
HBK LL4950	72.2	65.5	•	9/25	1.0	1.0	40
MPG 483C	72.0	•	•	9/21	1.0	1.0	38
REV® 49A55™	71.2	•	•	9/21	1.7	1.0	40
S11-20356	71.0	•	•	9/24	1.0	1.0	34
AvDx-D814	70.9	•	•	9/24	1.0	1.0	36
Delta Grow DG4967LL	70.4	68.6	62.1	9/26	1.8	1.0	45
NK S49-F8 Brand	70.3	67.8	63.2	9/24	1.0	1.0	33
Progeny P 4930 LL	69.9	66.5	•	9/24	1.0	1.0	26
Pioneer P49T97R	69.9	65.5	•	9/22	1.0	1.0	33
ELLIS	69.8	•	•	9/22	1.3	1.0	43
REV® 49L29™	69.2	•	•	9/24	1.0	1.0	38
Pioneer P48T53R	69.0	63.8	•	9/20	1.0	1.0	33
REV® 48R44™	68.9	66.4	•	9/25	1.0	1.0	36
Delta Grow DG4970RR	68.8	69.1	63.1	9/24	2.0	1.0	40
REV® 49A75™	68.7	•	•	9/26	1.0	1.0	38
Armor X48C	68.6	59.6	•	9/25	1.3	1.0	33
Progeny P 4819 LL	67.9	63.3	58.7	9/22	1.0	1.0	34
USG 74B83R	67.9	63.7	•	9/24	1.0	1.0	32
REV® 48R22™	67.7	62.8	58.3	9/22	1.0	1.0	34
AvDx-D914	67.5	•	•	9/27	1.0	1.0	38
HBK LL4850	67.3	60.4	•	9/26	1.7	1.0	43
R05-3239	66.9	64.1	56.7	9/19	1.0	1.0	38
Delta Grow DG4825GENRR2Y/STS	66.9	64.1	57.9	9/23	1.0	1.0	33
Progeny P 4928 LL	66.6	61.6	56.8	9/25	1.3	1.0	41
Armor 49-R56	66.5	64.4	62.0	9/21	1.0	1.0	32
Willcross RY2494NS	66.3	62.8	•	9/26	1.0	1.0	33
HBK LL4953	66.3	66.7	•	9/22	1.0	1.0	36
Delta Grow DG4985GENRR2Y	65.9	•	•	9/21	1.0	1.0	36
REV® 49A14™	65.6	•	•	9/26	1.0	1.0	35
Progeny P 4850 RYS	65.6	65.9	59.9	9/23	1.0	1.0	28
HALO X448	65.6	•	•	9/23	1.5	1.0	40
Armor 49-C3	65.2	60.5	60.0	9/23	2.0	1.0	30
Delta Grow DG4940RR	65.1	62.8	•	9/22	2.3	1.0	36
Davis 4148RR2YS	65.1	63.1	55.5	9/22	1.0	1.0	32
Hoegemeyer 4822 NRR™	65.0	•	•	9/22	1.3	1.0	40
Delta Grow DG4867LL	64.9	60.1	54.3	9/22	1.0	1.0	36
MorSoy Xtra 49X54	64.9	•	•	9/22	1.8	1.0	36
Delta Grow DG4981LL/STS	64.7	66.1	•	9/26	2.0	1.0	50
Pioneer P48T67L	64.7	•	•	9/26	1.0	1.0	35
Armor 48-R66	64.6	61.6	•	9/25	1.0	1.0	34

**Table 15. Performance of Irrigated, Full-Season, Soybean Varieties and Strains,
Rohwer Research Station, Rohwer, Ark., 2014, Continued.**

Variety/Experimental Line	2014	2-Year ¹	3-Year ²	Maturity Date	Lodging Score	Shatter Score	Plant Height
		Average	Average				
	bu/A.....					
Late Maturity Group IV (RM 4.8 to 4.9) Continued							
Asgrow AG4835 GENRR2Y/SR	64.6	•	•	9/22	1.0	1.0	33
HALO 4:95	63.7	60.6	•	9/22	1.5	1.0	42
Dyna-Gro S49LS65	63.5	•	•	9/23	1.8	1.0	42
Mycogen 5N479R2	63.5	•	•	9/22	1.0	1.0	35
Delta Grow DG4880RR	63.4	63.5	58.8	9/26	1.0	1.0	37
Eagle Seed ES4960RY	63.4	•	•	9/24	1.0	1.0	32
Eagle Seed ES4998RR	63.1	55.2	52.4	9/27	1.0	1.0	31
Delta Grow DG4990LL	62.9	61.5	57.7	9/25	1.0	1.0	38
HALO 4:94	62.5	63.0	58.7	9/22	1.0	1.0	35
Hoegemeyer 4904 NR2S™	62.4	•	•	9/25	1.0	1.0	36
Progeny P 4900 RY	61.9	60.7	60.5	9/24	1.3	1.0	42
Armor X49C	61.8	63.0	•	9/24	1.8	1.0	38
Progeny P 4848 RYS	61.7	•	•	9/22	1.0	1.0	35
USG 74B94RS	61.5	•	•	9/26	1.0	1.0	28
Go Soy 4914	61.3	•	•	9/24	1.3	1.0	36
Asgrow AG4934 GENRR2Y/SR	61.2	61.3	•	9/21	1.0	1.0	35
Armor AX4490	61.0	•	•	9/23	1.0	1.0	36
HALO 4:97	60.7	60.2	•	9/18	1.0	1.0	33
Delta Grow DG4930GENRR2Y	60.3	•	•	9/22	1.0	1.0	35
Mycogen X54490NR2	59.7	•	•	9/22	1.0	1.0	35
HALO X449	59.6	•	•	9/23	1.0	1.0	35
CZ 4959 RY	59.4	•	•	9/25	1.0	1.0	34
Dyna-Gro S49RY25	58.9	•	•	9/22	1.0	1.0	36
Armor AX4480	58.5	•	•	9/16	1.0	1.0	33
Delta Grow DG4925GENRR2Y	58.4	59.5	55.2	9/21	1.0	1.0	36
Dyna-Gro S48RS53	58.3	59.9	•	9/21	1.0	1.0	36
Eagle Seed ES4840RY	58.1	•	•	9/20	1.0	1.0	35
Willcross WX2495N	57.1	•	•	9/19	1.0	1.0	40
MorSoy Xtra 48X34	57.0	•	•	9/21	1.0	1.0	38
S09-6262	56.3	•	•	9/22	1.0	1.0	30
R09-4571	54.0	•	•	9/21	1.0	1.0	32
GRAND MEAN	65.1	•	•	9/23	1.2	1.0	36
LSD (5%)	4.8	•	•	2	0.3	•	•
C.V.	6.3	•	•	8	21.2	•	•

**Table 15. Performance of Irrigated, Full-Season, Soybean Varieties and Strains,
Rohwer Research Station, Rohwer, Ark., 2014, Continued.**

Variety/Experimental Line	2014	2-Year ¹ Average	3-Year ² Average	Maturity Date	Lodging Score	Shatter Score	Plant Height
bu/A.....						
<u>Early Maturity Group V (RM 5.0 to 5.3)</u>							
HALO X451	76.8	•	•	9/23	1.3	1.0	36
Pioneer 95L01	75.1	•	•	9/24	2.0	1.0	31
AvDx-V213	73.6	72.6	•	9/22	1.5	1.0	26
HALO 5:01	71.9	67.2	63.6	9/23	2.0	1.0	40
Hoegemeyer 5280 NRS™	71.8	•	•	9/23	1.4	1.0	37
Pioneer P53T73SR	71.4	•	•	9/23	1.0	1.0	30
MorSoy Xtra 51X31	71.4	•	•	9/23	1.0	1.0	32
Armor 53-R16	70.8	69.2	63.6	9/20	1.0	1.0	28
CZ 5150 LL	70.5	•	•	9/23	1.3	1.0	38
Armor AX4520	70.4	•	•	9/17	1.3	1.0	36
Pioneer P52T50R	70.1	•	•	9/25	1.3	1.0	37
Dyna-Gro S52RY75	70.1	•	•	9/22	1.3	1.0	30
Delta Grow DG5067LL	70.0	•	•	9/25	1.8	1.0	38
Eagle Seed ES5335RY	70.0	•	•	9/23	1.3	1.0	33
USG 75G24L	69.9	•	•	9/23	2.0	1.0	40
Willcross WX 2524N	69.7	•	•	9/24	1.5	1.0	31
Mycogen X54522NR2	69.3	•	•	9/22	1.0	1.0	33
Progeny P 5333 RY	69.1	65.9	•	9/22	1.8	1.0	30
R05-374	68.5	63.9	•	9/25	1.1	1.0	25
Leland	68.1	64.3	•	9/22	1.5	1.0	38
HALO 5:26	68.0	66.5	•	9/24	1.0	1.0	27
Go Soy 5214	67.9	•	•	9/22	1.4	1.0	40
Delta Grow DG5230GENRR2Y	67.8	•	•	9/24	1.3	1.0	33
Willcross WX 2534N	67.4	•	•	9/24	1.0	1.0	35
CZ 5242 LL	67.3	•	•	9/17	1.7	1.0	42
R09-430	67.1	62.8	•	9/17	1.0	1.0	27
HBK RY5221	67.0	64.0	59.8	9/25	1.7	1.0	34
R10-366RY	66.5	•	•	9/23	1.0	1.0	28
Eagle Seed ES5225RY	66.4	•	•	9/25	1.0	1.0	36
HALO 5:25	66.3	•	•	9/23	1.0	1.0	26
Armor 51-R50	66.1	65.9	59.4	9/14	1.0	1.0	33
Asgrow AG5332 GENRR2Y	65.7	66.5	62.1	9/25	1.0	1.0	36
UA 5213C	65.5	63.6	61.1	9/23	1.0	1.0	28
Progeny P 5160 LL	65.1	61.2	58.8	9/24	1.0	1.0	24
HALO X452	64.9	•	•	9/24	1.8	1.0	42
Pioneer P50T64R	64.7	64.6	•	9/20	1.0	1.0	35
MPG 5214NRR	64.7	62.3	•	9/24	2.0	1.0	38
R10-428RY	64.6	60.7	•	9/24	1.4	1.0	34
S11-20124	64.6	•	•	9/24	2.5	1.0	34
Armor AX4500	64.2	•	•	9/19	1.0	1.0	32
Progeny P 5220 LLS	64.1	•	•	9/24	2.0	1.0	54
R10-130RY	64.1	63.6	•	9/24	1.0	1.0	27
Delta Grow DG5367LL	63.9	•	•	9/23	1.5	1.0	33
Go Soy 5213	63.7	•	•	9/25	2.0	1.0	54

**Table 15. Performance of Irrigated, Full-Season, Soybean Varieties and Strains,
Rohwer Research Station, Rohwer, Ark., 2014, Continued.**

Variety/Experimental Line	2014	2-Year ¹	3-Year ²	Maturity Date	Lodging Score	Shatter Score	Plant Height
		Average	Average				
bu/A.....						
<u>Early Maturity Group V (RM 5.0 to 5.3) Continued</u>							
Asgrow AG5233 GENRR2Y/SR	63.6	63.7	60.8	9/27	1.0	1.0	33
Progeny P 5213 RY	63.4	63.3	•	9/12	1.0	1.0	41
MorSoy Xtra 53X82	63.0	64.2	59.6	9/21	1.5	1.0	36
REV® 52R74™	62.5	67.5	62.4	9/24	1.0	1.0	32
Asgrow AG5335 GENRR2Y/SR	61.0	•	•	9/14	1.3	1.0	38
Ozark	59.6	60.5	58.9	9/17	1.0	1.0	27
NK S51-C5 Brand	59.5	•	•	9/24	1.5	1.0	36
Hutcheson	59.1	59.9	57.5	9/24	1.4	1.0	33
REV® 53R23™	59.0	58.7	56.5	9/23	1.0	1.0	26
REV® 51R53™	58.8	60.2	54.6	9/21	1.0	1.0	32
NK S52-Y2 Brand	58.8	58.6	•	9/24	1.0	1.0	36
Armor 50-R44	58.7	62.9	•	9/18	1.0	1.0	38
JTN-4307	58.4	55.8	47.5	9/25	1.0	1.0	36
MPG 5314NRR	55.5	•	•	9/24	1.3	1.0	37
GRAND MEAN	66.1	•	•	9/22	1.3	1.0	34
LSD (5%)	6.8	•	•	2	0.5	•	•
C.V.	8.7	•	•	9	30.9	•	•
<u>Late Maturity Group V (RM 5.4 to 5.9)</u>							
Delta Grow DG5480GENRR2Y	72.0	71.3	•	09/28	1.0	1.0	33
Armor 57-R17	71.2	•	•	09/18	1.3	1.0	35
Asgrow AG5535 GENRR2Y	69.8	•	•	09/26	1.0	1.0	38
NK S55-C3 Brand	68.1	•	•	09/24	1.3	1.0	35
R10-197RY	67.6	69.4	•	09/23	1.0	1.0	33
Progeny P 5555 RY	67.3	69.7	•	09/22	1.3	1.0	35
Progeny P 5460 LL	66.5	60.5	57.6	09/20	1.0	1.0	42
Delta Grow DG5575GENRR2Y	66.4	69.5	•	09/23	1.0	1.0	38
Mycogen 5N550R2	66.2	•	•	09/22	1.3	1.0	40
REV® 54R84™	65.9	67.8	66.3	09/26	2.0	1.0	47
REV® 55L95™	65.6	•	•	09/22	1.8	1.0	29
Dyna-Gro 32RY55	65.6	73.9	68.6	09/25	1.0	1.0	30
AgVenture 55K5RR	65.4	68.8	63.7	09/25	2.0	1.0	42
R10-453RY	65.0	•	•	09/25	1.0	1.0	30
Pioneer P56T03R2	64.9	•	•	09/24	1.0	1.0	33
Dyna-Gro S56RY84	64.3	65.2	•	09/23	1.5	1.0	35
Delta Grow DG5461LL	64.2	64.3	59.3	09/22	1.3	1.0	36
Delta Grow DG5481LL	63.9	64.4	•	10/04	1.3	1.0	44
UA 5612	63.7	63.4	62.8	09/24	1.7	1.0	31
Mycogen 5N540R2	63.7	•	•	09/25	1.0	1.0	30
Progeny P 5610 RY	63.7	69.5	66.4	09/24	1.0	1.0	27
HBK RY5421	63.5	67.1	59.9	09/22	1.0	1.0	29

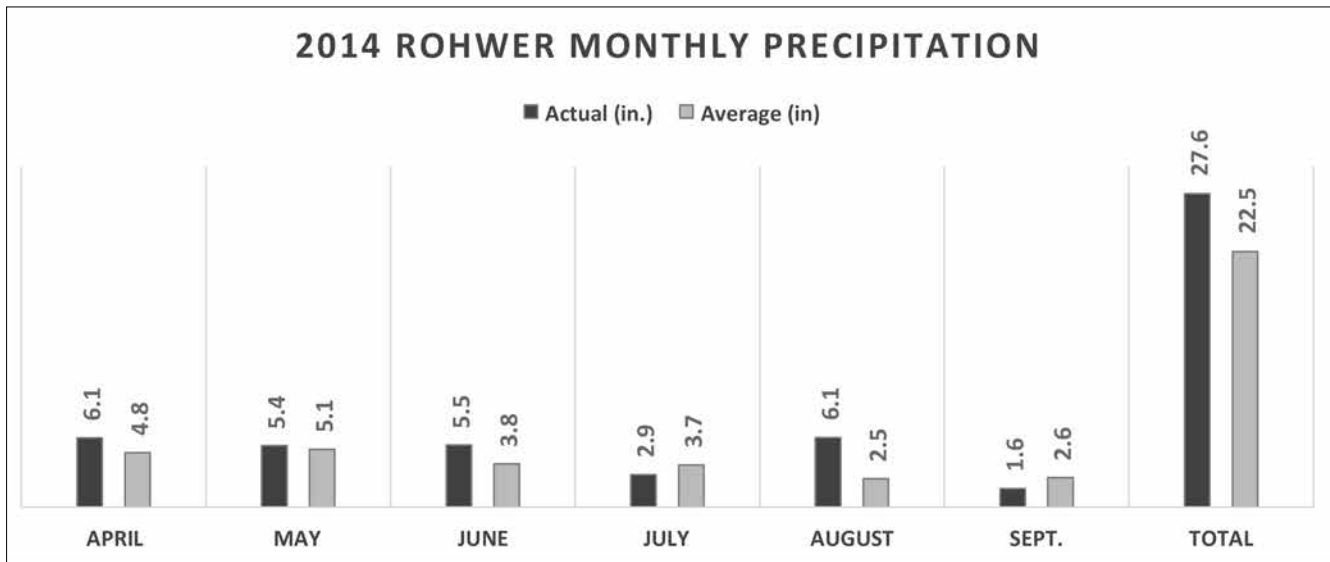
**Table 15. Performance of Irrigated, Full-Season, Soybean Varieties and Strains,
Rohwer Research Station, Rohwer, Ark., 2014, Continued.**

Variety/Experimental Line	2014	2-Year ¹ Average	3-Year ² Average	Maturity Date	Lodging Score	Shatter Score	Plant Height
bu/A.....						
<u>Late Maturity Group V (RM 5.4 to 5.9) Continued</u>							
Eagle Seed ES5507RR	63.3	64.5	58.2	09/26	1.5	1.0	37
REV® 57R21™	63.3	67.7	64.4	09/24	2.0	1.0	40
REV® 56R63™	63.1	68.3	65.1	09/29	1.8	1.0	41
MorSoy Xtra 54X41	63.0	•	•	09/23	1.0	1.0	30
R04-1250RR	63.0	64.9	•	09/23	1.3	1.0	35
Progeny P 5960 LL	63.0	65.2	63.0	09/23	1.0	1.0	28
Delta Grow DG5565GENRR2Y	62.0	67.3	•	09/23	1.0	1.0	28
USG 75Q42R	61.9	62.7	57.1	09/25	1.0	1.0	30
REV® 56A54™	61.8	•	•	09/25	1.0	1.0	42
Eagle Seed ES5400RR	61.5	62.7	58.4	09/26	1.8	1.0	28
REV® 55R53™	60.9	63.4	62.5	09/24	1.3	1.0	30
HALO 5:45	60.5	66.2	64.2	09/24	1.0	1.0	30
Delta Grow DG5625GENRR2Y	60.0	63.0	•	09/23	1.3	1.0	25
Dyna-Gro S54RY43	59.9	65.1	59.3	10/01	1.0	1.0	33
Osage	59.9	61.7	60.3	09/21	1.0	1.0	22
JTN-5110	59.6	63.3	59.8	09/22	1.0	1.0	30
Pioneer P54T94R	58.6	61.1	•	09/23	1.0	1.0	26
Delta Grow DG5475GENRR2Y	58.6	62.0	57.2	09/30	1.0	1.0	30
R07-6614RR	58.0	•	•	09/27	1.0	1.0	33
Eagle Seed ES5650RR	57.6	65.3	63.1	09/22	1.0	1.0	27
UA 5414RR	55.4	56.6	51.9	09/21	1.3	1.0	28
GRAND MEAN	63.5	•	•	09/24	1.2	1.0	32
LSD (5%)	5.4	•	•	3	0.4	•	•
C.V.	7.3	•	•	11	26.7	•	•

¹Average Yield for 2013 and 2014.²Average Yield for 2012, 2013, 2014.

Table 15. Performance of Irrigated, Full-Season, Soybean Varieties and Strains, Rohwer Research Station, Rohwer, Ark., 2014, Continued.

Soil Series:	Sharkey clay	Herbicide Application(s):	Verdict + Roundup PowerMax	May 24
Soil pH:	7.0		Prefix	June 17
Previous Crop:	Grain Sorghum		Flexstar + Select	July 10
Row Width:	38"	Insecticide Application(s):	Belt + bifenthrin	Aug. 8
Planting Date:	May 21			
Irrigation Dates:	July 2, 24 Aug. 4, 26	Harvest Date:	Early MG 4	Sept. 23
			Mid MG 4	Sept. 23
			Late MG 4	Sept. 23
			Early MG 5	Sept. 30
			Late MG 5	Oct. 7



**Table 16. Performance of Irrigated, Full-Season, Soybean Varieties and Strains,
Vegetable Research Station, Kibler, Ark., 2014¹.**

Variety/Experimental Line	2014	2-Year ² Average	3-Year ³ Average	Maturity Date	Lodging Score	Shatter Score	Plant Height
bu/A.....						
<u>Early Maturity Group V (RM 5.0 to 5.3)</u>							
MPG 5214NRR	49.6	47.2	•	10/17	1.3	1.0	29
Asgrow AG5332 GENRR2Y	49.4	53.3	50.3	10/16	1.0	1.0	34
Asgrow AG5233 GENRR2Y/SR	48.5	54.4	50.7	10/11	1.0	1.0	37
Eagle Seed ES5225RY	48.5	•	•	10/13	1.0	1.0	36
Go Soy 5214	48.5	•	•	10/16	1.0	1.0	39
HALO X451	48.5	•	•	10/14	1.0	1.0	39
CZ 5150 LL	48.2	•	•	10/15	1.0	1.0	36
Armor AX4500	48.0	•	•	10/14	1.0	1.0	37
Willcross WX 2534N	47.8	•	•	10/11	1.0	1.0	37
S11-20124	47.4	•	•	10/20	2.0	1.0	29
Progeny P 5213 RY	47.2	50.2	•	10/16	1.0	1.0	41
CZ 5242 LL	47.2	•	•	10/18	1.0	1.0	37
NK S52-Y2 Brand	47.2	51.6	•	10/13	1.0	1.0	37
Armor 51-R50	47.0	49.6	46.2	10/15	1.0	1.0	36
Willcross WX 2524N	47.0	•	•	10/16	1.0	1.0	36
Pioneer P52T50R	46.9	•	•	10/12	1.0	1.0	38
REV [®] 52R74 [™]	46.9	50.6	46.8	10/15	1.0	1.0	38
REV [®] 51R53 [™]	46.7	51.8	47.7	10/16	1.0	1.0	38
R09-430	46.5	46.5	•	10/16	1.0	1.0	32
Armor 50-R44	46.1	51.1	•	10/16	1.0	1.0	40
Delta Grow DG5067LL	45.7	•	•	10/16	1.0	1.0	38
Mycogen X54522NR2	45.7	•	•	10/17	1.0	1.0	33
USG 75G24L	45.4	•	•	10/15	1.0	1.0	38
Eagle Seed ES5335RY	45.2	•	•	10/18	1.0	1.0	33
REV [®] 53R23 [™]	44.6	46.2	44.0	10/14	1.0	1.0	33
Dyna-Gro S52RY75	44.3	•	•	10/18	1.0	1.0	30
Pioneer P50T64R	44.3	46.7	•	10/11	1.0	1.0	36
Delta Grow DG5230GENRR2Y	44.1	•	•	10/19	1.0	1.0	35
HALO 5:01	44.1	50.7	43.6	10/16	1.0	1.0	42
R05-374	43.7	49.0	•	10/15	1.0	1.0	32
Asgrow AG5335 GENRR2Y/SR	43.2	•	•	10/16	1.0	1.0	40
HALO 5:25	43.2	•	•	10/20	1.3	1.0	35
MPG 5314NRR	43.2	•	•	10/12	1.0	1.0	39
Armor 53-R16	43.0	48.7	45.9	10/16	1.0	1.0	29
Armor AX4520	43.0	•	•	10/17	1.0	1.0	35
Leland	43.0	50.3	•	10/16	1.0	1.0	34
Progeny P 5333 RY	43.0	46.7	•	10/17	1.0	1.0	38
Ozark	42.8	46.9	44.3	10/18	1.0	1.0	35
R10-366RY	42.6	•	•	10/17	1.0	1.0	31
Pioneer 95L01	42.6	•	•	10/16	1.0	1.0	42
UA 5213C	42.2	47.2	•	10/11	1.0	1.0	30
MorSoy Xtra 53X82	42.0	47.7	44.0	10/20	1.0	1.0	36
R10-428RY	42.0	46.1	•	10/16	1.0	1.0	38

**Table 16. Performance of Irrigated, Full-Season, Soybean Varieties and Strains,
Vegetable Research Station, Kibler, Ark., 2014¹, Continued.**

Variety/Experimental Line	2014	2-Year ² Average	3-Year ³ Average	Maturity Date	Lodging Score	Shatter Score	Plant Height
.....bu/A.....							
<u>Early Maturity Group V (RM 5.0 to 5.3) Continued</u>							
AvDx-V213	41.9	49.6	•	10/13	1.0	1.0	28
HALO X452	41.9	•	•	10/16	1.0	1.0	38
Hoegemeyer 5280 NRS™	41.7	•	•	10/16	1.0	1.0	40
MorSoy Xtra 51X31	41.7	•	•	10/16	1.0	1.0	37
Pioneer P53T73SR	41.7	•	•	10/14	1.0	1.0	31
Delta Grow DG5367LL	41.5	•	•	10/14	1.0	1.0	34
HBK RY5221	41.3	48.0	44.4	10/19	1.3	1.0	37
Hutcheson	41.3	44.0	41.6	10/15	1.0	1.0	30
R10-130RY	41.3	45.4	•	10/16	1.0	1.0	35
HALO 5:26	39.4	44.3	•	10/12	1.0	1.0	32
JTN-4307	39.2	43.4	40.7	10/10	1.0	1.0	36
Go Soy 5213	39.1	•	•	10/22	1.0	1.0	41
Progeny P 5160 LL	39.1	47.8	47.0	10/18	1.3	1.0	29
NK S51-C5 Brand	38.5	•	•	10/13	1.0	1.0	32
Progeny P 5220 LLS	38.0	•	•	10/21	1.0	1.0	44
GRAND MEAN	44.2	•	•	10/16	1.0	1.0	36
LSD (5%)	5.0	•	•	3	0.2	•	•
C.V.	8.3	•	•	16	14.6	•	•
<u>Late Maturity Group V (RM 5.4 to 5.9)</u>							
HBK RY5421	49.2	54.6	49.3	10/19	1.0	1.0	33
UA 5612	47.9	50.1	48.6	10/20	1.0	1.0	32
REV® 55R53™	46.0	51.4	48.1	10/18	1.0	1.0	38
Dyna-Gro 32RY55	45.8	52.1	47.8	10/21	1.0	1.0	34
Mycogen 5N550R2	45.8	•	•	10/19	1.0	1.0	38
Delta Grow DG5625GENRR2Y	44.5	46.7	•	10/21	1.0	1.0	36
MorSoy Xtra 54X41	44.5	•	•	10/21	1.0	1.0	36
R07-6614RR	44.3	•	•	10/21	1.0	1.0	35
REV® 54R84™	44.3	49.9	45.3	10/20	1.0	1.0	33
Delta Grow DG5575GENRR2Y	43.9	49.9	•	10/20	1.0	1.0	39
Progeny P 5610 RY	43.8	45.8	43.9	10/22	1.0	1.0	40
Delta Grow DG5481LL	43.6	51.9	•	10/20	1.0	1.0	43
Asgrow AG5535 GENRR2Y	43.4	•	•	10/21	1.0	1.0	36
NK S55-C3 Brand	43.4	•	•	10/21	1.3	1.0	37
Progeny P 5555 RY	43.4	47.8	•	10/21	1.0	1.0	40
Dyna-Gro S56RY84	43.2	46.2	•	10/18	1.0	1.0	38
REV® 56R63™	43.2	46.9	44.2	10/20	1.0	1.0	39
Armor 57-R17	43.0	•	•	10/20	1.0	1.0	32
Delta Grow DG5480GENRR2Y	43.0	47.3	•	10/18	1.0	1.0	35
JTN-5110	43.0	49.6	47.5	10/21	1.0	1.0	33
USG 75Q42R	43.0	49.6	44.4	10/19	1.0	1.0	38

**Table 16. Performance of Irrigated, Full-Season, Soybean Varieties and Strains,
Vegetable Research Station, Kibler, Ark., 2014¹, Continued.**

Variety/Experimental Line	2014	2-Year ² Average	3-Year ³ Average	Maturity Date	Lodging Score	Shatter Score	Plant Height
.....bu/A.....							
Late Maturity Group V (RM 5.4 to 5.9) Continued							
Progeny P 5960 LL	42.8	47.3	44.8	10/20	1.0	1.0	39
R10-197RY	42.4	45.6	•	10/18	1.0	1.0	37
Dyna-Gro S54RY43	42.3	48.1	45.3	10/19	1.0	1.0	33
Mycogen 5N540R2	42.1	•	•	10/20	1.0	1.0	30
R10-453RY	42.1	•	•	10/19	1.0	1.0	38
Delta Grow DG5565GENRR2Y	41.7	47.8	•	10/22	1.0	1.0	39
Osage	41.5	47.6	44.6	10/18	1.0	1.0	33
REV [®] 55L95 [™]	41.5	•	•	10/16	1.0	1.0	33
Progeny P 5460 LL	40.9	47.1	44.2	10/12	1.0	1.0	38
UA 5414RR	40.8	44.8	41.7	10/16	1.0	1.0	34
Delta Grow DG5475GENRR2Y	40.4	47.6	44.8	10/19	1.0	1.0	39
AgVenture 55K5RR	40.2	47.0	43.8	10/22	1.0	1.0	38
Delta Grow DG5461LL	40.2	47.4	43.1	10/16	1.0	1.0	40
Eagle Seed ES5400RR	40.2	44.8	40.6	10/19	1.0	1.0	40
Eagle Seed ES5650RR	40.0	43.1	41.1	10/20	1.0	1.0	34
HALO 5:45	40.0	45.5	41.6	10/19	1.0	1.0	38
Eagle Seed ES5507RR	38.9	43.3	40.2	10/20	1.0	1.0	33
R04-1250RR	38.9	41.9	•	10/17	1.0	1.0	34
Pioneer P54T94R	38.1	44.2	•	10/17	1.0	1.0	36
REV [®] 56A54 [™]	37.4	•	•	10/17	2.3	1.0	35
REV [®] 57R21 [™]	36.8	41.5	41.0	10/20	1.0	1.0	36
Pioneer P56T03R2	36.4	•	•	10/19	1.0	1.0	37
GRAND MEAN	42.3	•	•	10/19	1.0	1.0	36
LSD (5%)	3.8	•	•	3	0.3	•	•
C.V.	6.6	•	•	10	19.1	•	•

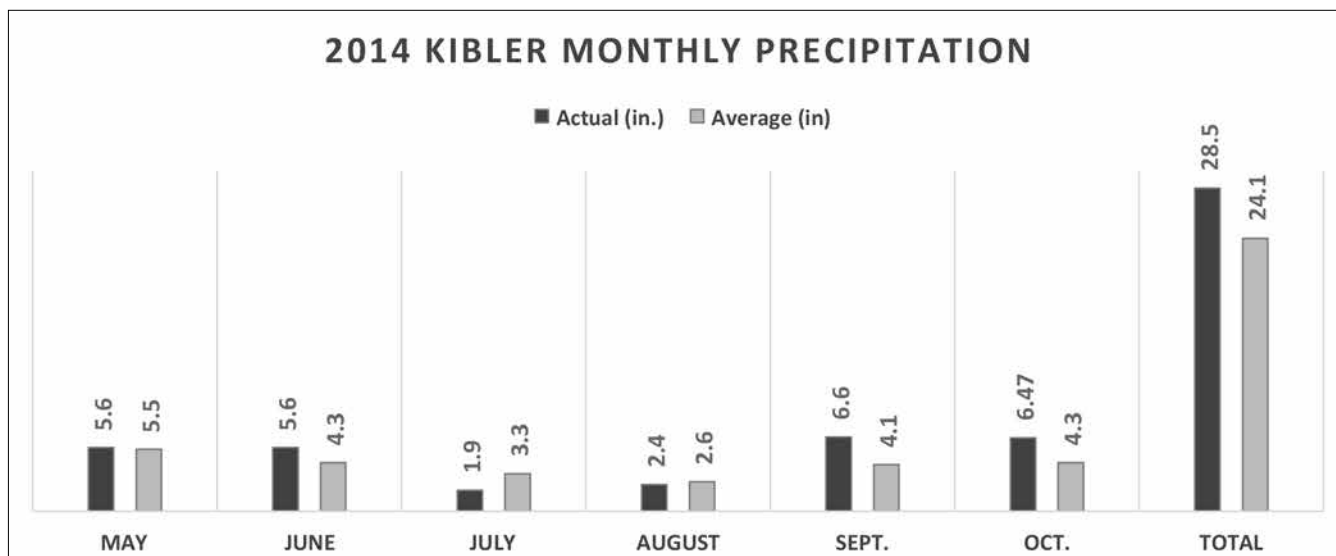
¹Only Maturity Group V varieties and strains tested at the Kibler location.

²Average Yield for 2013 and 2014.

³Average Yield for 2012, 2013, 2014.

Table 16. Performance of Irrigated, Full-Season, Soybean Varieties and Strains, Vegetable Research Station, Kibler, Ark., 2014¹, Continued.

Soil Series:	Roxanna silt loam	Herbicide Application(s):	Dual Magnum + Pursuit	June 17
Previous Crop:	Soybean		Flexstar + Dual Magnum	July 8
Row Width:	36"			
Planting Date:	June 17	Harvest Date:	Early MG 5	Oct. 29
Irrigation Dates:	June 19		Late MG 5	Oct. 29
	July 9, 23			
	Aug. 6, 22, 29			



Participants and Entries
2014 Early-Planted Soybean Tests

<u>Company/ Institute</u>	<u>Variety</u>	<u>Relative Maturity</u>	<u>Herbicide Tolerance</u>	<u>Seed Treatment</u>
Armor Seed P.O. Box 9 Hwy 49 Waldenburg, AR. 72475	Armor 43-R43	4.3	RR2	AMC
	Armor 44-R08	4.4	RR2	AMC
	Armor 46-R65	4.6	RR2	AMC
	Armor 47-R13	4.7	RR2	AMC
	Armor 48-R66	4.8	RR2	AMC
	Armor 49-R56	4.9	RR2	AMC
	Armor 50-R44	5.0	RR2	AMC
	Armor 51-R50	5.1	RR2	AMC
	Armor AX4390	3.9	RR2	AMC
	Armor AX4410	4.1	RR2	AMC
	Armor AX4430	4.0	RR2	AMC
	Armor AX4440	4.4	RR2	AMC
	Armor AX4450	4.5	RR2	AMC
	Armor AX4460	4.6	RR2	AMC
	Armor AX4470	4.7	RR2	AMC
	Armor AX4471	4.7	RR2	AMC
	Armor AX4480	4.8	RR2	AMC
Armor AX4490	4.9	RR2	AMC	
Armor AX4500	5.0	RR2	AMC	
Cache River Valley Seed, LLC P.O. Box 10 Cash, AR 72421	MorSoy Xtra 44X82	4.4	RR2	CruiserMaxx
	MorSoy Xtra 46X04	4.6	RR2	CruiserMaxx
	MorSoy Xtra 47X12	4.7	RR2/STS	CruiserMaxx
	MorSoy Xtra 48X02	4.8	RR2	CruiserMaxx
	MorSoy Xtra 48X34	4.8	RR2/STS	CruiserMaxx
	MorSoy Xtra 49X54	4.9	RR2	CruiserMaxx
Crop Production Services P.O. Box 348 Portageville, MO 63873	Dyna-Gro 39RY43	4.3	RR2	CruiserMaxx Advanced
	Dyna-Gro S43RY95	4.3	RR2	CruiserMaxx Advanced
	Dyna-Gro S46RY85	4.6	RR2	CruiserMaxx Advanced
	Dyna-Gro S48R553	4.8	RR2/STS	CruiserMaxx Advanced

Participants and Entries
2014 Early-Planted Soybean Tests, Continued

<u>Company/ Institute</u>	<u>Variety</u>	<u>Relative Maturity</u>	<u>Herbicide Tolerance</u>	<u>Seed Treatment</u>
Croplan Genetics WinField Solutions/ 4990 NCR 583 Blytheville, AR 72315	Croplan LC4713S	4.7	LL	Warden CX
	Croplan LC5253S	5.2	LL	Warden CX
	Croplan R2C4493	4.4	RR2	Warden CX
	Croplan R2C4752S	4.7	RR2	Warden CX
	Croplan R2C4801S	4.8	RR2	Warden CX
	Croplan R2C4873S	4.8	RR2	Warden CX
	Croplan R2C5103	5.1	RR2	Warden CX
Delta Grow Seed 220 NW 2nd England, AR 72046	Delta Grow DG4670GENRR2Y	4.6	RR2	CruiserMaxx
	Delta Grow DG4685GENRR2Y	4.6	RR2	CruiserMaxx
	Delta Grow DG4755GENRR2Y	4.7	RR2	CruiserMaxx
	Delta Grow DG4765GENRR2Y/STS	4.7	RR2/STS	CruiserMaxx
	Delta Grow DG4767LL/STS	4.7	LL/STS	CruiserMaxx
	Delta Grow DG4775GENRR2Y	4.7	RR2	CruiserMaxx
	Delta Grow DG4825GENRR2Y/STS	4.8	RR2/STS	CruiserMaxx
	Delta Grow DG4867LL	4.8	LL	CruiserMaxx
	Delta Grow DG4880RR	4.8	RR1	CruiserMaxx
	Delta Grow DG4925GENRR2Y	4.9	RR2	CruiserMaxx
	Delta Grow DG4930GENRR2Y	4.9	RR2	CruiserMaxx
	Delta Grow DG4940RR	4.9	RR1	CruiserMaxx
	Delta Grow DG4967LL	4.9	LL	CruiserMaxx
	Delta Grow DG4970RR	4.9	RR1	CruiserMaxx
	Delta Grow DG4981LL/STS	4.9	LL/STS	CruiserMaxx
	Delta Grow DG4985GENRR2Y	4.9	RR2	CruiserMaxx
	Delta Grow DG4990LL	4.9	LL	CruiserMaxx
	Delta Grow DG5230GENRR2Y	5.2	RR2	CruiserMaxx
	Delta Grow DG5067LL	5.2	LL	CruiserMaxx
	Delta Grow DG5367LL	5.3	LL	CruiserMaxx
Dulaney Seed Inc. 150 Jackson 164 Rd McCrary, AR 72101	AvDX-D514	4.5	RR1	CruiserMaxx
	AvDX-D613	4.6	RR1	CruiserMaxx
	AvDX-D714	4.7	RR1	CruiserMaxx

Participants and Entries
2014 Early-Planted Soybean Tests, Continued

<u>Company/Institute</u>	<u>Variety</u>	<u>Relative Maturity</u>	<u>Herbicide Tolerance</u>	<u>Seed Treatment</u>
LG Seeds 22827 Shissler Road Elmwood, IL 61529	LG Seeds C4696R2	4.6	RR2	Acceleron + Poncho/VOTIVO
	LG Seeds C4919R2	4.9	RR2	Acceleron + Poncho/VOTIVO
	LG Seeds C5122R2	5.1	RR2	Acceleron + Poncho/VOTIVO
	LG Seeds C5252R2	5.2	RR2	Acceleron + Poncho/VOTIVO
Monsanto 800 N. Lindbergh Blvd. St. Louis, MO 63167	Asgrow AG4135 GENRR2Y/SR	4.1	RR2/STS	Acceleron FI
	Asgrow AG4232 GENRR2Y/SR	4.2	RR2/STS	Acceleron FI
	Asgrow AG4534 GENRR2Y/SR	4.5	RR2/STS	Acceleron FI
	Asgrow AG4632 GENRR2Y/SR	4.6	RR2/STS	Acceleron FI
	Asgrow AG4835 GENRR2Y/SR	4.8	RR2/STS	Acceleron FI
	Asgrow AG4934 GENRR2Y/SR	4.9	RR2/STS	Acceleron FI
Mycogen Seeds 107 Meritt Cove Marion, AR 72364	Mycogen 5N451R2	4.5	RR2	CruiserMaxx
	Mycogen 5N452R2	4.5	RR2	CruiserMaxx
	Mycogen 5N478R2	4.7	RR2/STS	CruiserMaxx
	Mycogen 5N479R2	4.8	RR2/STS	CruiserMaxx
Progeny Ag Products 1529 Hwy 193 Wynne, AR 72396	Progeny P 4211 RY	4.2	RR2	Poncho/VOTIVO + Trilex 2000
	Progeny P 4440 RY	4.4	RR2	Poncho/VOTIVO + Trilex 2000
	Progeny P 4510 RYS	4.5	RR2/STS	Poncho/VOTIVO + Trilex 2000
	Progeny P 4613 RYS	4.6	RR2/STS	Poncho/VOTIVO + Trilex 2000
	Progeny P 4747 RY	4.7	RR2	Poncho/VOTIVO + Trilex 2000
	Progeny P 4788 RY	4.7	RR2	Poncho/VOTIVO + Trilex 2000
	Progeny P 4848 RYS	4.8	RR2/STS	Poncho/VOTIVO + Trilex 2000
	Progeny P 4850 RYS	4.8	RR2/STS	Poncho/VOTIVO + Trilex 2000
	Progeny P 4900 RY	4.9	RR2	Poncho/VOTIVO + Trilex 2000
	Progeny P 5213 RY	5.2	RR2	Poncho/VOTIVO + Trilex 2000
	Progeny P 5333 RY	5.3	RR2	Poncho/VOTIVO + Trilex 2000
Seedway LLC 275 North 8th St. Mifflensburg, PA 17844	Seedway SG 4513	4.5	RR2	CruiserMaxx + Vibrance
	Seedway SG 4713	4.7	RR2/STS	CruiserMaxx + Vibrance

Participants and Entries
2014 Early-Planted Soybean Tests, Continued

<u>Company/Institute</u>	<u>Variety</u>	<u>Relative Maturity</u>	<u>Herbicide Tolerance</u>	<u>Seed Treatment</u>
Terral Seed, Inc. P. O. Box 826 Lake Providence, LA 71254	REV® 44A15™	4.4	RR2	CruiserMaxx
	REV® 46R64™	4.6	RR1	CruiserMaxx
	REV® 47R34™	4.7	RR1	CruiserMaxx
	REV® 47R53™	4.7	RR1	CruiserMaxx
	REV® 48R22™	4.8	RR1	CruiserMaxx
	REV® 48R44™	4.8	RR1	CruiserMaxx
	REV® 49A14™	4.9	RR2/STS	CruiserMaxx
	REV® 49A55™	4.9	RR1	CruiserMaxx
	REV® 49A75™	4.9	RR1	CruiserMaxx
	REV® 49L29™	4.9	LL	CruiserMaxx
	REV® 49R94™	4.9	RR1	CruiserMaxx
	REV® 51R53™	5.1	RR1	CruiserMaxx
	REV® 52A94™	4.9	RR2/STS	CruiserMaxx
	REV® 52R74™	5.2	RR1	CruiserMaxx
	REV® 53R23™	5.3	RR1	CruiserMaxx
UniSouth Genetics, Inc. 3205-C HWY 46 S Dickson, TN 37055	USG 74B83R	4.8	RR2/STS	Clariva Complete
	USG 74B94RS	4.9	RR2/STS	Clariva Complete
	USG 74F24RS	4.2	RR2/STS	Clariva Complete
	USG 74F53R	4.5	RR2/STS	Clariva Complete
	USG 74G74LS	4.7	LL/STS	Clariva Complete
	USG 75J23R	5.2	RR2	Clariva Complete
University of Arkansas 115 Plant Science Building Fayetteville, AR 72701	R05-3239	5.0	Conv.	Apron Maxx RTA + Moly
	R09-4571	4.9	Conv.	Apron Maxx RTA + Moly
University of Missouri 147 State Hwy T Portageville, MO 63873	S09-6262	4.8	Conv.	Gaicho + Trilex
	S11-20124	5.2	Conv.	Gaicho + Trilex
	S11-20356	4.9	Conv.	Gaicho + Trilex
US Seeds, LLC 2528 Alexander Dr. Jonesboro, AR 72401	HALO 4:40	4.4	LL	AMC
	HALO 4:76	4.7	LL	AMC
	HALO 4:94	4.9	LL	AMC
	HALO 4:95	4.9	LL	AMC
	HALO 4:97	4.9	LL/STS	AMC
	HALO 5:01	5.0	LL	AMC

Participants and Entries
2014 Full-Season Soybean Tests

<u>Company/ Institute</u>	<u>Variety</u>	<u>Relative Maturity</u>	<u>Herbicide Tolerance</u>	<u>Seed Treatment</u>
Armor Seed P.O. Box 9 Hwy 49 Waldenburg, AR. 72475	Armor 43-R43	4.3	RR2	AMC
	Armor 44-R08	4.4	RR2	AMC
	Armor 46-R65	4.6	RR2	AMC
	Armor 47-R13	4.7	RR2	AMC
	Armor 48-R66	4.8	RR2/STS	AMC
	Armor 49-C3	4.9	Conv.	AMC
	Armor 49-R56	4.9	RR2	AMC
	Armor 50-R44	5.0	RR2	AMC
	Armor 51-R50	5.1	RR2	AMC
	Armor 53-R16	5.3	RR2	AMC
	Armor 57-R17	5.5	RR2	AMC
	Armor AX4390	3.9	RR2	AMC
	Armor AX4410	4.1	RR2	AMC
	Armor AX4430	4.0	RR2	AMC
	Armor AX4440	4.4	RR2	AMC
	Armor AX4450	4.5	RR2	AMC
	Armor AX4460	4.6	RR2	AMC
	Armor AX4470	4.7	RR2	AMC
	Armor AX4471	4.7	RR2	AMC
	Armor AX4480	4.8	RR2	AMC
	Armor AX4490	4.9	RR2	AMC
	Armor AX4500	5.0	RR2	AMC
	Armor AX4520	5.2	RR2	AMC
	Armor X447C	4.7	Conv.	AMC
	Armor X47C	4.7	Conv./STS	AMC
	Armor X48C	4.8	Conv./STS	AMC
Armor X49C	4.9	Conv./STS	AMC	

Participants and Entries
2014 Full-Season Soybean Tests, Continued

<u>Company/ Institute</u>	<u>Variety</u>	<u>Relative Maturity</u>	<u>Herbicide Tolerance</u>	<u>Seed Treatment</u>	
Bayer CropScience 1690 Jasmine Conway, AR 72034	CZ 4748 LL	4.7	LL	Poncho/Votivo+Trilex2000	
	CZ 4959 RY	4.9	RY	Poncho/Votivo+Trilex2000	
	CZ 5150 LL	5.1	LL	Poncho/Votivo+Trilex2000	
	CZ 5242 LL	5.2	LL	Poncho/Votivo+Trilex2000	
	HBK LL4650	4.6	LL	Poncho/Votivo+Trilex2000	
	HBK LL4653	4.6	LL	Poncho/Votivo+Trilex2000	
	HBK LL4850	4.8	LL	Poncho/Votivo+Trilex2000	
	HBK LL4950	4.9	LL	Poncho/Votivo+Trilex2000	
	HBK LL4953	4.9	LL	Poncho/Votivo+Trilex2000	
	HBK RY4620	4.6	RR2/STS	Poncho/Votivo+Trilex2000	
	HBK RY4721	4.7	RR2/STS	Poncho/Votivo+Trilex2000	
	HBK RY5221	5.2	RR2	Poncho/Votivo+Trilex2000	
	HBK RY5421	5.4	RR2/STS	Poncho/Votivo+Trilex2000	
	Cache River Valley Seed, LLC P.O. Box 10 Cash, AR 72421	MorSoy Xtra 44X82	4.4	RR2	CruiserMaxx
		MorSoy Xtra 46X04	4.6	RR2	CruiserMaxx
MorSoy Xtra 47X12		4.7	RR2/STS	CruiserMaxx	
MorSoy Xtra 48X02		4.8	RR2	CruiserMaxx	
MorSoy Xtra 48X34		4.8	RR2/STS	CruiserMaxx	
MorSoy Xtra 49X54		4.9	RR2	CruiserMaxx	
MorSoy Xtra 51X31		5.1	RR2	CruiserMaxx	
MorSoy Xtra 53X82		5.3	RR2	CruiserMaxx	
MorSoy Xtra 54X41		5.4	RR2	CruiserMaxx	
Dyna-Gro 31RY45		4.5	RR2	CruiserMaxx Advanced	
Dyna-Gro 32RY55		5.5	RR2	CruiserMaxx Advanced	
Dyna-Gro 39RY43		4.3	RR2	CruiserMaxx Advanced	
Dyna-Gro S43RY95		4.3	RR2	CruiserMaxx Advanced	
Dyna-Gro S46RY85		4.6	RR2	CruiserMaxx Advanced	
Dyna-Gro S47RY13		4.7	RR2	CruiserMaxx Advanced	
Dyna-Gro S48RS53	4.8	RR2/STS	CruiserMaxx Advanced		
Dyna-Gro S49LS65	4.9	LL/STS	CruiserMaxx Advanced		
Dyna-Gro S49RY25	4.9	RR2	CruiserMaxx Advanced		
Dyna-Gro S52RY75	5.2	RR2	CruiserMaxx Advanced		
Dyna-Gro S54RY43	5.4	RR2	CruiserMaxx Advanced		
Dyna-Gro S56RY84	5.6	RR2	CruiserMaxx Advanced		
Crop Production Services P.O. Box 348 Portageville, MO 63873	Dyna-Gro 31RY45	4.5	RR2	CruiserMaxx Advanced	
	Dyna-Gro 32RY55	5.5	RR2	CruiserMaxx Advanced	
	Dyna-Gro 39RY43	4.3	RR2	CruiserMaxx Advanced	
	Dyna-Gro S43RY95	4.3	RR2	CruiserMaxx Advanced	
	Dyna-Gro S46RY85	4.6	RR2	CruiserMaxx Advanced	
	Dyna-Gro S47RY13	4.7	RR2	CruiserMaxx Advanced	
	Dyna-Gro S48RS53	4.8	RR2/STS	CruiserMaxx Advanced	
	Dyna-Gro S49LS65	4.9	LL/STS	CruiserMaxx Advanced	
	Dyna-Gro S49RY25	4.9	RR2	CruiserMaxx Advanced	
	Dyna-Gro S52RY75	5.2	RR2	CruiserMaxx Advanced	
	Dyna-Gro S54RY43	5.4	RR2	CruiserMaxx Advanced	
	Dyna-Gro S56RY84	5.6	RR2	CruiserMaxx Advanced	

Participants and Entries
2014 Full-Season Soybean Tests, Continued

<u>Company/ Institute</u>	<u>Variety</u>	<u>Relative Maturity</u>	<u>Herbicide Tolerance</u>	<u>Seed Treatment</u>
Davis Seed Company 20847 HWY J5T Moravia, IA 52571	Davis 4146RR2YS	4.6	RR2/STS	CruiserMaxx
	Davis 4148RR2YS	4.8	RR2/STS	CruiserMaxx
	Davis 4447RR2YS	4.7	RR2/STS	CruiserMaxx
Delta Grow Seed 220 NW 2nd England, AR 72046	Delta Grow DG4670GENRR2Y	4.6	RR2	CruiserMaxx
	Delta Grow DG4685GENRR2Y	4.6	RR2	CruiserMaxx
	Delta Grow DG4755GENRR2Y	4.7	RR2	CruiserMaxx
	Delta Grow DG4765GENRR2Y/STS	4.7	RR2/STS	CruiserMaxx
	Delta Grow DG4767LL/STS	4.7	LL/STS	CruiserMaxx
	Delta Grow DG4775GENRR2Y	4.7	RR2	CruiserMaxx
	Delta Grow DG4825GENRR2Y/STS	4.8	RR2/STS	CruiserMaxx
	Delta Grow DG4867LL	4.8	LL	CruiserMaxx
	Delta Grow DG4880RR	4.8	RR1	CruiserMaxx
	Delta Grow DG4925GENRR2Y	4.9	RR2	CruiserMaxx
	Delta Grow DG4930GENRR2Y	4.9	RR2	CruiserMaxx
	Delta Grow DG4940RR	4.9	RR1	CruiserMaxx
	Delta Grow DG4967LL	4.9	LL	CruiserMaxx
	Delta Grow DG4970RR	4.9	RR1	CruiserMaxx
	Delta Grow DG4981LL/STS	4.9	LL/STS	CruiserMaxx
	Delta Grow DG4985GENRR2Y	4.9	RR2	CruiserMaxx
	Delta Grow DG4990LL	4.9	LL	CruiserMaxx
	Delta Grow DG5230GENRR2Y	5.2	RR2	CruiserMaxx
	Delta Grow DG5067LL	5.2	LL	CruiserMaxx
	Delta Grow DG5367LL	5.3	LL	CruiserMaxx
Delta Grow DG5461LL	5.4	LL	CruiserMaxx	
Delta Grow DG5475GENRR2Y	5.4	RR2	CruiserMaxx	
Delta Grow DG5480GENRR2Y	5.4	RR2	CruiserMaxx	
Delta Grow DG5481LL	5.4	LL	CruiserMaxx	
Delta Grow DG5565GENRR2Y	5.5	RR2	CruiserMaxx	
Delta Grow DG5575GENRR2Y	5.5	RR2	CruiserMaxx	
Delta Grow DG5625GENRR2Y	5.6	RR2	CruiserMaxx	

Participants and Entries
2014 Full-Season Soybean Tests, Continued

<u>Company/ Institute</u>	<u>Variety</u>	<u>Relative Maturity</u>	<u>Herbicide Tolerance</u>	<u>Seed Treatment</u>
Monsanto 800 N. Lindbergh Blvd. St. Louis, MO 63167	Asgrow AG4835 GENRR2Y/SR	4.8	RR2/STS	Acceleron FI
	Asgrow AG4934 GENRR2Y/SR	4.9	RR2/STS	Acceleron FI
	Asgrow AG5233 GENRR2Y/SR	5.2	RR2/STS	Acceleron FI
	Asgrow AG5332 GENRR2Y	5.3	RR2	Acceleron FI
	Asgrow AG5335 GENRR2Y/SR	5.3	RR2/STS	Acceleron FI
	Asgrow AG5535 GENRR2Y	5.5	RR2	Acceleron FI
Mycogen Seeds 107 Meritt Cove Marion, AR 72364	Mycogen 5N451R2	4.5	RR2	CruiserMaxx
	Mycogen 5N452R2	4.5	RR2	CruiserMaxx
	Mycogen 5N478R2	4.7	RR2/STS	CruiserMaxx
	Mycogen 5N479R2	4.8	RR2/STS	CruiserMaxx
	Mycogen 5N540R2	5.4	RR2	CruiserMaxx
	Mycogen 5N550R2	5.5	RR2	CruiserMaxx
	Mycogen X54490NR2	4.9	RR2	CruiserMaxx
	Mycogen X54522NR2	5.2	RR2	CruiserMaxx
NK Syngenta Seed 130 Myra Shirey Lane Bernice, LA 71222	NK S40-N2 Brand	4.0	RR2/STS	CruiserMaxx Beans + Vibrance
	NK S41-J6 Brand	4.1	RR2	CruiserMaxx Beans + Vibrance
	NK S43-K1 Brand	4.3	RR2	CruiserMaxx Beans + Vibrance
	NK S45-V8 Brand	4.5	RR2	CruiserMaxx Beans + Vibrance
	NK S46-L2 Brand	4.6	RR2	CruiserMaxx Beans + Vibrance
	NK S47-K5 Brand	4.7	RR2	CruiserMaxx Beans + Vibrance
	NK S49-F8 Brand	4.9	RR1	CruiserMaxx Beans + Vibrance
	NK S51-C5 Brand	5.1	RR2	CruiserMaxx Beans + Vibrance
	NK S52-Y2 Brand	5.2	RR2	CruiserMaxx Beans + Vibrance
	NK S55-C3 Brand	5.5	RR2	CruiserMaxx Beans + Vibrance

Participants and Entries
2014 Full-Season Soybean Tests, Continued

<u>Company/ Institute</u>	<u>Variety</u>	<u>Relative Maturity</u>	<u>Herbicide Tolerance</u>	<u>Seed Treatment</u>
Progeny Ag Products 1529 Hwy 193 Wynne, AR 72396	Progeny P 4211 RY	4.2	RR2	Poncho/VOTIVO + Trilex 2000
	Progeny P 4440 RY	4.4	RR2	Poncho/VOTIVO + Trilex 2000
	Progeny P 4510 RYS	4.5	RR2/STS	Poncho/VOTIVO + Trilex 2000
	Progeny P 4560 LL	4.5	LL	Poncho/VOTIVO + Trilex 2000
	Progeny P 4613 RYS	4.6	RR2/STS	Poncho/VOTIVO + Trilex 2000
	Progeny P 4620 LLS	4.6	LL/STS	Poncho/VOTIVO + Trilex 2000
	Progeny P 4747 RY	4.7	RR2	Poncho/VOTIVO + Trilex 2000
	Progeny P 4788 RY	4.7	RR2	Poncho/VOTIVO + Trilex 2000
	Progeny P 4819 LL	4.8	LL	Poncho/VOTIVO + Trilex 2000
	Progeny P 4848 RYS	4.8	RR2/STS	Poncho/VOTIVO + Trilex 2000
	Progeny P 4850 RYS	4.8	RR2/STS	Poncho/VOTIVO + Trilex 2000
	Progeny P 4900 RY	4.9	RR2	Poncho/VOTIVO + Trilex 2000
	Progeny P 4928 LL	4.9	LL	Poncho/VOTIVO + Trilex 2000
	Progeny P 4930 LL	4.9	LL	Poncho/VOTIVO + Trilex 2000
	Progeny P 5160 LL	5.1	LL	Poncho/VOTIVO + Trilex 2000
	Progeny P 5213 RY	5.2	RR2	Poncho/VOTIVO + Trilex 2000
	Progeny P 5220 LLS	5.2	LL/STS	Poncho/VOTIVO + Trilex 2000
	Progeny P 5333 RY	5.3	RR2	Poncho/VOTIVO + Trilex 2000
	Progeny P 5460 LL	5.4	LL	Poncho/VOTIVO + Trilex 2000
	Progeny P 5555 RY	5.5	RR2	Poncho/VOTIVO + Trilex 2000
Progeny P 5610 RY	5.6	RR2	Poncho/VOTIVO + Trilex 2000	
Progeny P 5960 LL	5.9	LL	Poncho/VOTIVO + Trilex 2000	
Seedway LLC 275 North 8th St. Miffenburg, PA 17844	Seedway SG 4513	4.5	RR2	CruiserMaxx + Vibrance
	Seedway SG 4713	4.7	RR2/STS	CruiserMaxx + Vibrance
Stratton Seed Company P.O. Box 1088 Stuttgart, AR 72160	Go Soy 4713	4.7	LL	CruiserMaxx + Vibrance
	Go Soy 4914	4.9	LL	CruiserMaxx + Vibrance
	Go Soy 5213	5.2	LL	CruiserMaxx + Vibrance
	Go Soy 5214	5.2	LL	CruiserMaxx + Vibrance
	Leland	5.1	Conv.	CruiserMaxx + Vibrance
	MPG 4714	4.7	RR1	CruiserMaxx + Vibrance
	MPG 483C	4.8	Conv.	CruiserMaxx + Vibrance
	MPG 5214NRR	5.2	RR1	CruiserMaxx + Vibrance
	MPG 5314NRR	5.3	RR1	CruiserMaxx + Vibrance

Participants and Entries
2014 Full-Season Soybean Tests, Continued

<u>Company/ Institute</u>	<u>Variety</u>	<u>Relative Maturity</u>	<u>Herbicide Tolerance</u>	<u>Seed Treatment</u>
Terral Seed, Inc. P. O. Box 826 Lake Providence, LA 71254	REV® 44A15™	4.4	RR2	CruiserMaxx
	REV® 46R64™	4.6	RR1	CruiserMaxx
	REV® 47R34™	4.7	RR1	CruiserMaxx
	REV® 47R53™	4.7	RR1	CruiserMaxx
	REV® 48R22™	4.8	RR1	CruiserMaxx
	REV® 48R44™	4.8	RR1	CruiserMaxx
	REV® 49A14™	4.9	RR2/STS	CruiserMaxx
	REV® 49A55™	4.9	RR1	CruiserMaxx
	REV® 49A75™	4.9	RR1	CruiserMaxx
	REV® 49L29™	4.9	LL	CruiserMaxx
	REV® 49R94™	4.9	RR1	CruiserMaxx
	REV® 51R53™	5.1	RR1	CruiserMaxx
	REV® 52A94™	4.9	RR2/STS	CruiserMaxx
	REV® 52R74™	5.2	RR1	CruiserMaxx
	REV® 53R23™	5.3	RR1	CruiserMaxx
	REV® 54R84™	5.4	RR1	CruiserMaxx
	REV® 55L95™	5.5	LL	CruiserMaxx
	REV® 55R53™	5.5	RR1	CruiserMaxx
	REV® 56A54™	5.6	RR2	CruiserMaxx
	REV® 56R63™	5.6	RR1	CruiserMaxx
REV® 57R21™	5.7	RR1	CruiserMaxx	
UniSouth Genetics, Inc. 3205-C HWY 46 S Dickson, TN 37055	USG 74B83R	4.8	RR2/STS	Clariva Complete
	USG 74B94RS	4.9	RR2/STS	Clariva Complete
	USG 74F24RS	4.2	RR2/STS	Clariva Complete
	USG 74F53R	4.5	RR2/STS	Clariva Complete
	USG 74G74LS	4.7	LL/STS	Clariva Complete
	USG 75G24L	5.2	LL	Clariva Complete
	USG 75Q42R	5.4	RR2	Clariva Complete

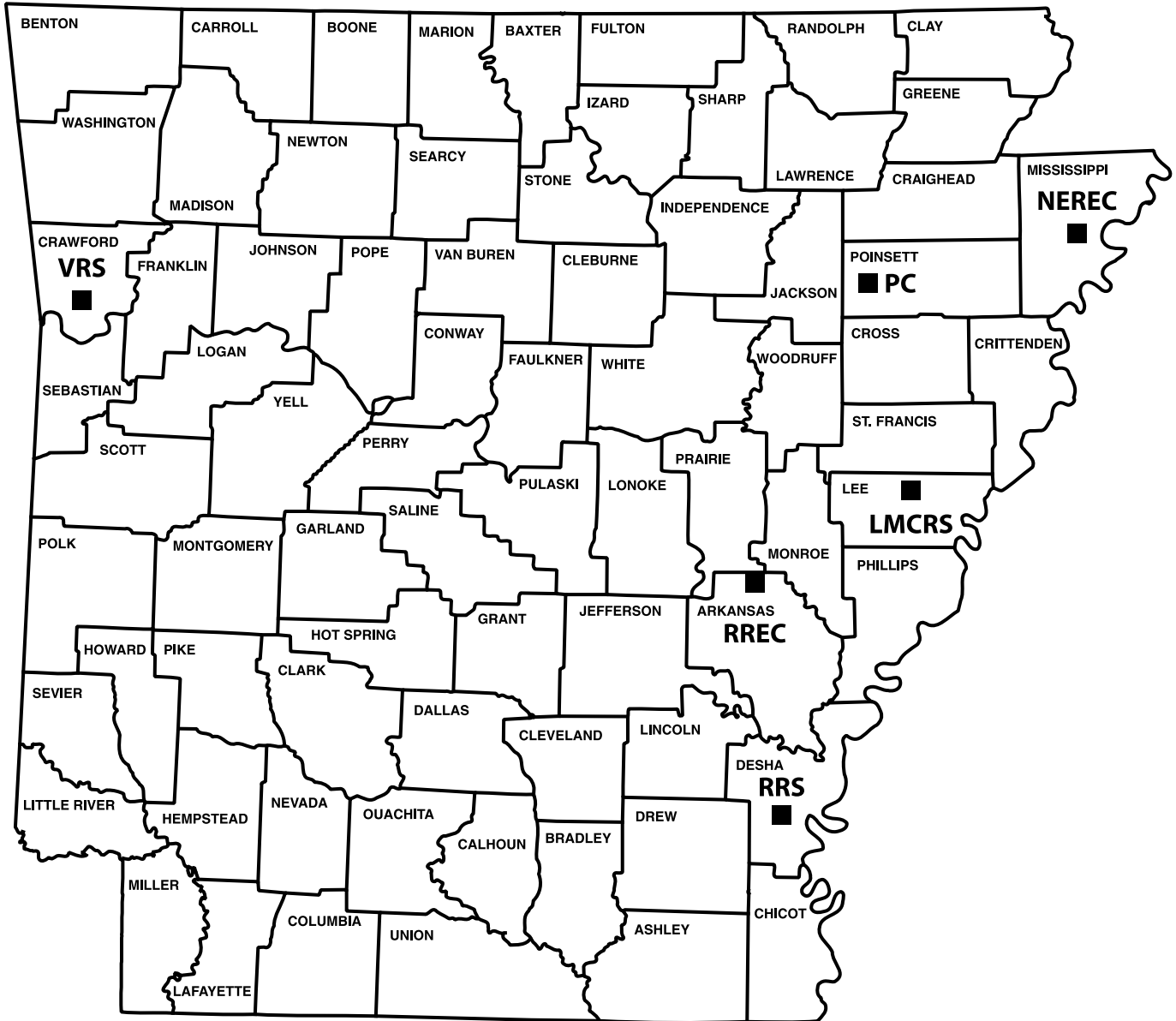
Participants and Entries
2014 Full-Season Soybean Tests, Continued

<u>Company/ Institute</u>	<u>Variety</u>	<u>Relative Maturity</u>	<u>Herbicide Tolerance</u>	<u>Seed Treatment</u>	
University of Arkansas 115 Plant Science Building Fayetteville, AR 72701	Hutcheson	5.2	Conv.	Apron Maxx RTA + Moly	
	Osage	5.6	Conv.	Apron Maxx RTA + Moly	
	Ozark	5.2	Conv.	Apron Maxx RTA + Moly	
	R04-1250RR	5.5	RR1	Apron Maxx RTA + Moly	
	R05-3239	4.9	Conv.	Apron Maxx RTA + Moly	
	R05-374	5.1	Conv.	Apron Maxx RTA + Moly	
	R07-6614RR	5.8	RR1	Apron Maxx RTA + Moly	
	R08-2797	4.7	Conv.	Apron Maxx RTA + Moly	
	R09-430	5.0	Conv.	Apron Maxx RTA + Moly	
	R09-4571	4.9	Conv.	Apron Maxx RTA + Moly	
	R10-130RY	5.2	RR2	Apron Maxx RTA + Moly	
	R10-197RY	5.6	RR2	Apron Maxx RTA + Moly	
	R10-366RY	5.0	RR2	Apron Maxx RTA + Moly	
	R10-428RY	5.1	RR2	Apron Maxx RTA + Moly	
	R10-453RY	5.6	RR2	Apron Maxx RTA + Moly	
	UA 5213C	5.2	Conv.	Apron Maxx RTA + Moly	
	UA 5414RR	5.4	RR1	Apron Maxx RTA + Moly	
	UA 5612	5.6	Conv.	Apron Maxx RTA + Moly	
	University of Missouri 147 State Hwy T Portageville, MO 63873	S09-6262	4.8	Conv.	Gauche + Trilex
		S11-20124	5.2	Conv.	Gauche + Trilex
S11-20356		4.9	Conv.	Gauche + Trilex	
University of Tennessee 2431 Joe Johnson Dr. Knoxville, TN 37996	ELLIS	4.9	Conv.	Clariva Complete	

Participants and Entries
2014 Full-Season Soybean Tests, Continued

<u>Company/ Institute</u>	<u>Variety</u>	<u>Relative Maturity</u>	<u>Herbicide Tolerance</u>	<u>Seed Treatment</u>	
US Seeds, LLC 2528 Alexander Dr. Jonesboro, AR 72401	HALO 4:40	4.4	LL	AMC	
	HALO 4:76	4.7	LL	AMC	
	HALO 4:94	4.9	LL	AMC	
	HALO 4:95	4.9	LL	AMC	
	HALO 4:97	4.9	LL/STS	AMC	
	HALO 5:01	5.0	LL	AMC	
	HALO 5:25	5.2	LL	AMC	
	HALO 5:26	5.2	LL	AMC	
	HALO 5:45	5.4	LL	AMC	
	HALO X440	4.0	LL	AMC	
	HALO X445	4.5	LL	AMC	
	HALO X448	4.8	LL	AMC	
	HALO X449	4.9	LL/STS	AMC	
	HALO X451	5.1	LL	AMC	
	HALO X452	5.2	LL	AMC	
	USDA-ARS 605 Airways Blvd. Jackson, TN 38301	JTN-4307	5.0	Conv.	Apron Maxx RTA + Moly
		JTN-5110	5.5	Conv.	Apron Maxx RTA + Moly
Willcross Seed, Inc. P.O. Box 499 Garden City, MO 64747	Willcross RY2494NS	4.9	RR2/STS	CruiserMaxx	
	Willcross WX2524N	5.2	RR2	CruiserMaxx	
	Willcross WX2534N	5.2	RR2	CruiserMaxx	
	Willcross WX2454N	4.5	RR2	CruiserMaxx	
	Willcross WX2464NS	4.6	RR2/STS	CruiserMaxx	
	Willcross WX2495N	4.9	RR2	CruiserMaxx	

SOYBEAN TEST LOCATIONS



- LMCRS** - Lon Mann Cotton Research Station, Marianna, Arkansas
- NEREC** - Northeast Research and Extension Center, Keiser, Arkansas
- PC** - Poinsett County, near Weiner, Arkansas
- RREC** - Rice Research and Extension Center, Stuttgart, Arkansas
- RRS** - Rohwer Research Station, Rohwer, Arkansas
- VRS** - Vegetable Research Station, Kibler, Arkansas

UofA

DIVISION OF AGRICULTURE

RESEARCH & EXTENSION

University of Arkansas System

spine copy —>

Arkansas Soybean Performance Tests 2014

AAES, Division of Agriculture