

8-1-2016

Arkansas Wheat Cultivar Performance Tests 2015-2016

R. E. Mason

University of Arkansas, Fayetteville

R. G. Miller

University of Arkansas, Fayetteville

D. E. Moon

University of Arkansas, Fayetteville

J. P. Kelley

University of Arkansas, Fayetteville

Follow this and additional works at: <https://scholarworks.uark.edu/aaesser>

 Part of the [Agricultural Science Commons](#), [Agronomy and Crop Sciences Commons](#), [Botany Commons](#), and the [Horticulture Commons](#)

Recommended Citation

Mason, R. E.; Miller, R. G.; Moon, D. E.; and Kelley, J. P., "Arkansas Wheat Cultivar Performance Tests 2015-2016" (2016). *Research Series*. 18.

<https://scholarworks.uark.edu/aaesser/18>

This Report is brought to you for free and open access by the Arkansas Agricultural Experiment Station at ScholarWorks@UARK. It has been accepted for inclusion in Research Series by an authorized administrator of ScholarWorks@UARK. For more information, please contact scholar@uark.edu, ccmiddle@uark.edu.



Arkansas Wheat Cultivar Performance Tests 2015-2016

R.E. Mason • R.G. Miller
D.E. Moon • J.P. Kelley



ARKANSAS AGRICULTURAL EXPERIMENT STATION

August 2016

Research Series 636

This publication is available on the internet at: <http://arkansasagnews.uark.edu/1356.htm> and at www.arkansasvarietytesting.com

Technical editing and cover design by Gail Halleck
Photo Credit: Andreas Krappweis. Getty Images International.

Arkansas Agricultural Experiment Station, University of Arkansas System Division of Agriculture, Fayetteville. Mark J. Cochran, Vice President for Agriculture; Clarence E. Watson, Associate Vice-President for Agriculture–Research and Director, AAES. SG300/InddCS6.

The University of Arkansas System Division of Agriculture offers all its Extension and Research programs and services without regard to race, color, sex, gender identity, sexual orientation, national origin, religion, age, disability, marital or veteran status, genetic information, or any other legally protected status, and is an Affirmative Action/Equal Opportunity Employer.

ISSN: 1941-1596 CODEN: AKAMA6

ARKANSAS WHEAT CULTIVAR PERFORMANCE TESTS

2015-2016

R.E. Mason
R.G. Miller
D.E. Moon
J.P. Kelley



**Arkansas Agricultural Experiment Station
University of Arkansas System
Division of Agriculture
Fayetteville, Arkansas 72701**

ACKNOWLEDGMENTS

This research was funded in part by participating companies. The assistance of the following individuals in conducting these experiments is gratefully acknowledged.

Department of Crop, Soil, and Environmental Sciences

University of Arkansas, Fayetteville

Peter Rohman, Program Technician

Andrea Acuna, Graduate Student

Dennis Lozada, Graduate Student

Lucas Vieira, Graduate Student

Northeast Research and Extension Center, Keiser

Fred Bourland, Center Director

Brittany Hallett, Program Technician

Vegetable Substation, Kibler

Dennis Motes, Resident Director

Steven Eaton, Program Associate

Lon Mann Cotton Research Station, Marianna

Claude Kennedy, Resident Director

Newport Extension Center, Newport

Bob Scott, Resident Director

Rohwer Research Station, Rohwer

Larry Earnest, Resident Director

Scott Hayes, Program Technician

Linda Martin, Program Technician

Rice Research and Extension Center, Stuttgart

Chuck Wilson, Center Director

Ronnie Sherman, Program Technician

Pine Tree Research Station, Colt

Shawn Clark, Resident Director

Southwest Research and Extension Center, Hope

Terry Kirkpatrick, Extension Pathologist

Amanda Greer, Lafayette County Extension Agent

CONTENTS

	Page
Introduction.....	4
Methods.....	4
Weather Summary.....	5
Results.....	5
Map of Testing Sites	6
Table 1. Summary of wheat yields in four Arkansas locations in 2015-2016.....	7
Table 2. Performance of wheat cultivars in the standard input test, Kibler.....	10
Table 3. Performance of wheat cultivars in the standard input test, Marianna.....	14
Table 4. Performance of wheat cultivars in the standard input test, Newport.....	18
Table 5. Performance of wheat cultivars in the standard input test, Rohwer.....	22
Table 6. Disease severity of wheat cultivars in Hope, Fayetteville, and Newport.....	26
Participants and Entries (companies).....	29
Participants and Entries (public institutions).....	32
Map of Testing Sites	(inside back cover)

ARKANSAS WHEAT CULTIVAR PERFORMANCE TESTS¹ 2015-2016

R.E. Mason², R.G. Miller², D.E. Moon², and J.P. Kelley²

INTRODUCTION

Wheat cultivar performance tests are conducted each year in Arkansas by the Arkansas Agricultural Experiment Station, Department of Crop, Soil and Environmental Sciences. The tests provide information to companies developing cultivars and/or marketing seed within the state and aid the Arkansas Cooperative Extension Service in formulating cultivar recommendations for small-grain producers.

The tests are conducted at the Northeast Research and Extension Center at Keiser, the Vegetable Substation near Kibler, the Lon Mann Cotton Research Station near Marianna, the Newport Extension Center near Newport, the Rohwer Research Station near Rohwer, and the Rice Research and Extension Center near Stuttgart. Two wheat tests were planted at Stuttgart. In 2015-2016 additional tests were planted at the Pine Tree Research Station near Colt and Southwest Research and Extension Center near Hope. In addition, entries are evaluated in a stripe rust inoculated nursery in Fayetteville and *Fusarium* head blight (FHB) inoculated nurseries in both Fayetteville and Newport. Specific location and cultural practice information accompany each table.

METHODS

Each wheat test contained 96 entries. A randomized complete block experimental design with four replications was used for all tests. A seeding rate of 105 lbs/A was used to establish plots 20 feet in length and 49 inches in width (seven rows, seven inches apart). The test at Rohwer was planted using a grain drill with nine

rows, six inches apart. Due to the larger area planted (plot width), the effective seeding rate was reduced to 82 lbs/A. All sites used conventional seedbed preparation, with the exception of Rohwer where raised beds were used. Plots were end-trimmed, and harvested with a plot combine.

Characters Evaluated

Yield: Grain yield was calculated from the weight of seed from each plot as measured by the Harvest Master Pro 4100 and is expressed as bushels per acre (bu/A) at 13.0% moisture content.

Test weight: Test weight, expressed in pounds per bushel (lbs/bu), was determined using the Harvest Master Pro 4100 at 13.0% moisture.

Lodging: Lodging is reported as an estimated percentage of plants prostrate at maturity: 1 = 10% lodged; 10 = 100% lodged. Lodging ratings are taken at or near harvest.

Heading Date: Heading dates are reported as the day of year that an estimated 50% of the heads were fully emerged from the boot.

Maturity Date: Maturity dates are reported as the day of year an estimated 90% of the culms were senesced or yellow.

Disease Ratings: Disease infections are rated visually based on the percentage (0-100 or 0-9) of leaf or glume area displaying symptoms on a whole plot basis, with higher numbers equating to higher levels of infection, unless otherwise noted.

Variety Testing Website

This report and other information about variety testing for corn, cotton, grain sorghum, rice, and soybean can be found at **ArkansasVarietyTesting.com**. Disease ratings that do not appear in this or other reports may also be found on this Website.

¹Use of products and trade names in this report does not constitute a guarantee or warranty of the products named and does not signify that those products are approved to the exclusion of comparable products.

²Associate Professor, Program Associate II, Program Associate II, and Associate Professor, respectively, Department of Crop, Soil and Environmental Sciences, University of Arkansas, Fayetteville, Ark. 72701.

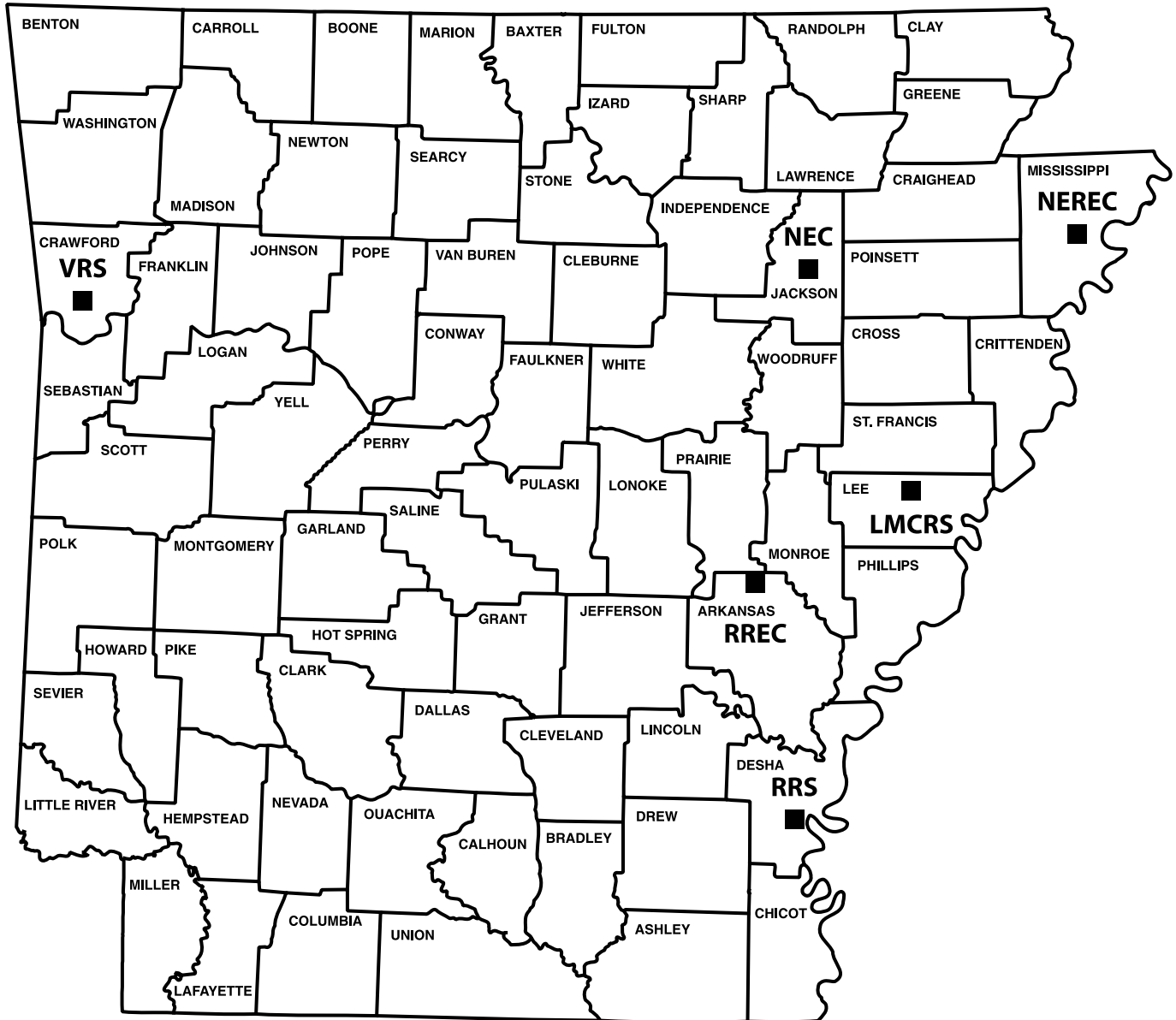
WEATHER SUMMARY

Planting conditions were generally poor, making plot establishment difficult. Total rainfall was above average for all locations, particularly during late fall and early spring which contributed to average yields at most locations. Tests at Hope, Keiser and Pine Tree were planted but not harvested. The test at Stuttgart was not able to be planted.

RESULTS

Grain yields ranged from average to good across locations (Table 1). The highest average yield was recorded in Marianna (75.2 bu/A) and the lowest recorded in Kibler (55.7 bu/A). Rainfall close to maturity delayed harvest slightly and likely impacted test weight. Stripe rust was present in Kibler, Marianna, Newport and Rohwer and leaf rust in Marianna and Newport. *Fusarium* head blight (FHB) or head scab and stripe rust were also rated in inoculated nurseries in both Fayetteville and Newport. Overall infection level and thus ratings for FHB were lower than normal and should not be used for selection of resistant cultivars. Ratings at various locations were taken by Esten Mason and Program Associates David Moon and Randy Miller.

WHEAT TEST LOCATIONS



- LMCRS** - Lon Mann Cotton Research Station, Marianna
- NEC** - Newport Extension Center, Newport
- NEREC** - Northeast Research and Extension Center, Keiser
- RREC** - Rice Research and Extension Center, Stuttgart
- RRS** - Rohwer Research Station, Rohwer
- VRS** - Vegetable Research Station, Kibler

Table 1. Summary of wheat yields at four Arkansas locations in 2015-2016.

Entry Name	State					
	Average	Rank	Newport	Kibler	Marianna	Rohwer
	-----Standard input yield (bu/A)-----					
AG 2650	64.7	67	47.4	57.9	79.7	73.1
AgriMAXX 413	73.3	15	77.5	63.0	80.7	73.7
AgriMAXX 415	66.9	48	56.4	60.1	78.3	72.9
AgriMAXX 444	64.5	69	53.3	54.6	80.1	69.7
AgriMAXX 446	66.8	49	65.0	57.5	75.7	69.7
AgriMAXX Exp 1663	72.5	18	54.6	69.4	79.9	85.0
AgriMAXX Exp 1664	77.2	6	68.2	63.9	83.9	92.8
AgriMAXX Exp 1674	72.3	21	73.1	62.5	79.2	75.7
AgriMAXX Exp 1675	73.1	16	71.2	63.2	79.0	79.8
AGS 2024	69.0	37	58.6	66.6	71.9	78.7
AGS 2038	71.2	24	67.4	54.5	83.7	79.9
AR00343-5-1	59.1	80	58.9	40.5	74.1	64.0
AR01040-4-1	66.7	52	49.4	60.0	81.5	74.9
AR06017-6-2	62.9	73	52.7	59.3	68.8	70.4
AR06024-7-2	59.6	78	40.9	57.5	70.2	68.6
AR06037-17-2	71.8	22	71.5	64.3	78.8	73.4
AR06046-10-3	68.8	39	63.9	58.8	73.2	80.2
AR06050-7-2	70.0	31	56.9	66.1	76.8	79.8
AGS 2055	79.2	1	69.2	75.0	87.0	85.8
ARGA06473-9-4-4	74.2	14	71.7	64.5	81.4	80.4
Armor ARW1511	78.0	4	70.4	64.5	91.3	86.1
Armor ARW1513	36.5	94	29.8	11.0	61.7	43.7
Armor ARW1514	65.0	62	51.1	62.7	74.1	71.5
Armor ARW1515	50.3	89	30.9	37.3	68.3	63.7
Armor ARW1516	66.5	56	61.4	62.2	73.2	69.7
Armor ARW1519	51.7	88	34.7	37.8	63.2	70.2
Armor ARW1521	72.9	17	67.1	64.1	83.0	77.7
Armor ARW1575	72.5	19	54.7	62.5	84.6	87.3
Armor ARW1579	49.8	90	46.5	30.1	64.6	58.8
Delta Grow 1000	77.0	7	74.1	63.3	83.8	87.5
Delta Grow 2700	65.0	61	55.6	59.1	70.6	75.1
Delta Grow 3400 EXP	68.3	43	56.6	56.4	77.6	82.7
Delta Grow 7500	66.0	57	53.7	52.7	82.3	75.3
Dixie Bell 125	30.4	96	20.3	24.1	33.1	44.1
Dixie Bell 500	66.6	55	58.6	67.0	74.4	66.7
Dixie Bell 600	70.7	26	68.4	70.2	68.4	76.9
Dixie Bell 620	66.8	50	64.7	62.3	73.2	67.9
Dixie Bell 7414	52.8	87	49.2	33.8	62.9	66.0
Dixie DXEX 15-1	64.7	66	52.1	58.7	73.9	74.0
Dixie DXEX 16-1	75.5	10	60.8	64.0	87.7	89.1

Table 1. Summary of wheat yields at four Arkansas locations in 2015-2016, Continued.

Entry Name	State					
	Average	Rank	Newport	Kibler	Marianna	Rohwer
-----Standard input yield (bu/A)-----						
Dixie DXEX 16-2	67.2	46	60.7	63.6	75.4	69.6
Dixie DXEX 16-3	74.5	12	58.6	64.5	85.6	88.8
Dixie Extreme	56.8	83	49.0	61.5	64.7	52.5
Dixie McAllister	69.5	33	60.3	62.6	79.2	76.3
Dyna-Gro 9012	70.0	30	60.8	57.1	82.2	79.9
Dyna-Gro 9171	72.4	20	58.9	65.2	84.2	80.9
Dyna-Gro 9522	64.6	68	48.4	63.7	72.2	73.5
Dyna-Gro 9552	63.7	71	49.3	63.4	72.0	69.5
Dyna-Gro 9642	69.1	35	68.5	61.4	72.9	74.6
Dyna-Gro WX15781	78.0	3	72.8	65.5	87.4	86.8
Dyna-Gro WX16771	67.3	45	52.2	65.2	74.7	76.7
Delta Grow 3500	70.2	28	55.2	59.1	79.0	86.7
GA04434-12LE28	61.3	75	53.6	52.6	73.7	65.7
GA051102-13LE43	64.7	65	35.5	60.0	77.6	83.8
GA061349-13LE29	74.4	13	65.7	63.3	78.4	89.7
GA061349-13LE31	64.8	64	49.6	64.7	68.2	75.8
Go Wheat 2056	64.1	70	52.6	53.9	76.4	73.0
Go Wheat 2058	69.4	34	63.3	50.8	81.6	82.4
Go Wheat 2059	68.2	44	47.7	67.8	81.2	75.2
LA03200E-2	62.3	74	51.3	55.1	75.8	66.8
AGS 3000	54.4	86	41.6	58.7	71.1	46.1
LA08115C-30	60.6	77	50.4	53.8	67.6	70.4
LA09011UB-2	66.7	51	60.1	57.1	75.6	74.7
LCS 4343	49.6	91	49.5	27.3	62.2	60.6
LCS L11419	47.4	92	39.5	27.7	60.2	62.2
LCS L11541	66.0	58	57.8	54.9	77.1	74.1
Pioneer 26R10	63.0	72	63.2	59.8	67.5	62.3
Pioneer 26R41	77.5	5	72.1	68.8	85.0	84.7
Pioneer 26R53	68.5	42	64.2	66.6	76.6	67.4
Pioneer 26R59	70.8	25	60.9	69.2	80.6	72.7
Pioneer 26R87	66.6	53	53.8	63.3	73.7	75.5
Pioneer XW13W	70.3	27	63.5	62.1	76.8	79.3
Progeny 243	55.9	84	48.9	42.9	68.8	63.3
Progeny 357	54.9	85	52.8	54.1	56.1	57.4
Progeny 410	32.9	95	33.2	14.5	45.1	39.9
Progeny 870	68.9	38	63.2	63.0	78.6	71.5
Progeny PGX 15-10	75.8	9	72.6	56.5	84.4	90.7
Progeny PGX 15-12	68.7	41	51.2	65.1	83.6	74.3
Progeny PGX 15-14	61.0	76	38.6	49.1	77.9	76.6
Progeny PGX 15-16	65.1	60	42.9	61.5	81.9	73.0
Progeny PGX 15-18	69.9	32	64.6	64.9	76.1	74.3

Table 1. Summary of wheat yields at four Arkansas locations in 2015-2016, Continued.

Entry Name	State					
	Average	Rank	Newport	Kibler	Marianna	Rohwer
	-----Standard input yield (bu/A)-----					
Syngenta Oakes	67.0	47	58.4	59.2	74.0	76.6
Syngenta SY Harrison	65.8	59	53.5	64.5	76.3	68.5
Syngenta SY Viper	66.6	54	48.3	64.3	80.1	73.0
TN1102	38.8	93	32.9	21.8	55.6	45.5
USG 3013	57.9	81	47.9	58.0	65.2	60.6
USG 3201	70.1	29	58.0	63.4	84.2	74.3
USG 3404	64.9	63	52.2	59.3	70.7	76.8
USG 3438	69.0	36	58.4	63.3	76.9	77.5
USG 3523	59.3	79	49.0	59.3	63.9	64.9
USG EXP 3536	78.4	2	69.8	61.2	91.6	91.0
USG EXP 3688	57.2	82	37.3	50.0	73.0	67.1
USG EXP 3959	68.8	40	62.7	61.5	78.1	73.6
VA Hilliard	74.8	11	58.2	62.8	88.2	89.2
VA11W-106	75.9	8	65.2	65.6	81.0	91.7
VA12W-72	71.2	23	53.8	62.6	79.8	87.7
Mean	65.5		55.7	57.3	75.2	73.5
LSD (5%)	7.2		14.1	10.4	7.7	10.1
CV (%)	4.0		9.1	6.6	3.7	5.0

Table 2. Performance of wheat cultivars in the standard input test, Kibler.

Entry Name	Yield (bu/A)	2-year	3-year	Test Weight (lbs/bu)	Head Date	Maturity Date	Plant Height (in.)	Stripe	Stripe
		Average	Average					Rust April 21 (%)	Rust April 26 (%)
AGS 2055	75.0	65.0	73.1	55.8	4/18	5/25	35	1	2
Dixie Bell 600	70.2			52.8	4/18	5/26	34	1	1
AgriMAXX Exp 1663	69.4			53.2	4/15	5/23	31	6	5
Pioneer 26R59	69.2	60.3		50.9	4/17	5/26	29	12	15
Pioneer 26R41	68.8	62.3	75.6	53.8	4/18	5/25	31	2	1
Go Wheat 2059	67.8			52.9	4/16	5/23	32	4	7
Dixie Bell 500	67.0	53.8		53.5	4/18	5/27	34	8	2
Pioneer 26R53	66.6	58.0	68.8	57.0	4/18	5/25	30	20	6
AGS 2024	66.6			55.4	4/15	5/25	32	10	11
AR06050-7-2	66.1			57.4	4/15	5/24	39	2	2
VA11W-106	65.6	55.8		55.8	4/18	5/25	33	7	1
Dyna-Gro WX15781	65.5			54.2	4/18	5/25	37	2	1
Dyna-Gro WX16771	65.2			55.1	4/17	5/28	33	7	0
Dyna-Gro 9171	65.2	55.0	68.8	54.2	4/17	5/26	32	1	1
Progeny PGX 15-12	65.1			54.6	4/13	5/23	31	29	22
Progeny PGX 15-18	64.9			53.6	4/18	5/25	32	3	2
GA061349-13LE31	64.7			54.2	4/18	5/26	32	10	28
Syngenta SY Harrison	64.5	56.3	71.7	55.5	4/18	5/27	33	12	12
Armor ARW1511	64.5			53.0	4/18	5/25	36	3	1
Dixie DEXE 16-3	64.5			57.7	4/15	5/24	36	0	1
ARGA06473-9-4-4	64.5			58.0	4/16	5/24	34	0	0
Syngenta SY Viper	64.3	51.8		55.7	4/15	5/24	39	4	0
AR06037-17-2	64.3			55.0	4/18	5/26	33	4	1
Armor ARW1521	64.1			56.1	4/17	5/26	31	7	1
Dixie DEXE 16-1	64.0			54.6	4/18	5/25	37	4	1
AgriMAXX Exp 1664	63.9			52.6	4/18	5/25	37	2	3
Dyna-Gro 9522	63.7	53.4	66.5	54.7	4/18	5/27	34	7	3
Dixie DEXE 16-2	63.6			53.4	4/16	5/26	33	17	27
USG 3201	63.4	53.2	66.1	56.0	4/18	5/26	33	4	1
Dyna-Gro 9552	63.4	48.1		53.3	4/18	5/28	33	17	13
USG 3438	63.3	53.4	67.7	54.7	4/16	5/26	33	2	2
Delta Grow 1000	63.3	51.4		53.0	4/18	5/25	37	4	1
Pioneer 26R87	63.3	54.1	67.0	57.5	4/14	5/24	35	37	23
GA061349-13LE29	63.3			53.4	4/18	5/24	33	1	0
AgriMAXX Exp 1675	63.2			54.8	4/18	5/26	32	7	2
Progeny 870	63.0	49.3	64.7	54.0	4/17	5/25	31	2	0
AgriMAXX 413	63.0	54.0	67.0	53.8	4/18	5/25	32	2	1
VA Hilliard	62.8	55.9		55.2	4/17	5/25	32	4	1
Armor ARW1514	62.7			52.2	4/18	5/27	32	25	31

Table 2. Performance of wheat cultivars in the standard input test, Kibler, Continued.

Entry Name	Yield (bu/A)	2-year	3-year	Test Weight (lbs/bu)	Head Date	Maturity Date	Plant Height (in.)	Stripe	Stripe
		Average	Average					Rust April 21	Rust April 26
VA12W-72	62.6			55.0	4/15	5/24	32	0	0
Dixie McAllister	62.6	51.6	67.2	55.3	4/17	5/26	32	2	0
AgriMAXX Exp 1674	62.5			53.2	4/18	5/28	32	25	16
Armor ARW1575	62.5			56.0	4/18	5/23	34	37	16
Dixie Bell 620	62.3	51.7	66.7	53.4	4/18	5/26	33	15	13
Armor ARW1516	62.2			55.2	4/18	5/26	33	10	3
Pioneer XW13W	62.1	56.5		53.5	4/18	5/26	34	17	14
Dixie Extreme	61.5	49.4	66.0	50.4	4/16	5/28	35	12	6
Progeny PGX 15-16	61.5			54.3	4/17	5/25	32	4	2
USG EXP 3959	61.5			51.7	4/17	5/27	33	4	0
Dyna-Gro 9642	61.4			53.0	4/18	5/25	33	5	2
USG EXP 3536	61.2			54.4	4/18	5/25	36	4	0
AgriMAXX 415	60.1	51.0	63.2	57.0	4/18	5/25	32	12	3
AR01040-4-1	60.0	57.5	67.1	53.3	4/17	5/28	39	20	40
GA051102-13LE43	60.0			54.9	4/17	5/24	33	2	0
Pioneer 26R10	59.8	55.5	69.0	53.2	4/18	5/26	32	10	3
USG 3404	59.3	50.5	65.9	54.6	4/18	5/28	34	5	2
USG 3523	59.3	51.5	64.9	53.8	4/18	5/28	33	20	16
AR06017-6-2	59.3			52.8	4/18	5/27	34	15	23
Syngenta Oakes	59.2	45.7	57.9	53.7	4/16	5/23	34	30	7
Delta Grow 3500	59.1	56.6		54.0	4/12	5/24	32	38	64
Delta Grow 2700	59.1	51.1		54.7	4/18	5/28	33	4	2
AR06046-10-3	58.8			54.8	4/18	5/26	36	5	1
AGS 3000	58.7			55.7	4/11	5/24	32	1	0
Dixie DXEX 15-1	58.7	46.6		54.2	4/19	5/28	34	3	2
USG 3013	58.0	49.4	64.9	52.2	4/20	5/30	35	12	11
AG 2650	57.9			57.0	4/18	5/25	38	4	1
AR06024-7-2	57.5			58.4	4/15	5/26	36	12	21
AgriMAXX 446	57.5	50.4	65.7	53.5	4/19	5/26	33	10	23
Dyna-Gro 9012	57.1	50.0	64.8	55.1	4/18	5/25	33	4	2
LA09011UB-2	57.1			56.8	4/13	5/25	32	7	2
Progeny PGX 15-10	56.5			52.4	4/18	5/25	37	4	1
Delta Grow 3400 EXP	56.4			52.0	4/18	5/27	32	22	31
LA03200E-2	55.1	43.1	60.9	57.1	4/13	5/25	30	12	4
LCS L11541	54.9			54.4	4/19	5/27	31	10	50
AgriMAXX 444	54.6	44.3	64.5	53.9	4/18	5/26	33	5	3
AGS 2038	54.5	51.9	62.8	56.8	4/16	5/29	37	22	14
Progeny 357	54.1	41.5	55.3	52.2	4/18	5/27	33	43	13
Go Wheat 2056	53.9	48.3	66.1	53.1	4/18	5/26	31	4	0
LA08115C-30	53.8			55.1	4/12	5/26	31	7	2

Table 2. Performance of wheat cultivars in the standard input test, Kibler, Continued.

Entry Name	Yield (bu/A)	2-year Average (bu/A)	3-year Average (bu/A)	Test Weight (lbs/bu)	Head Date	Maturity Date	Plant Height (in.)	Stripe Rust	Stripe Rust
								April 21 (%)	April 26 (%)
Delta Grow 7500	52.7			50.2	4/18	5/25	33	1	1
GA04434-12LE28	52.6	48.0		55.1	4/17	5/25	35	12	36
Go Wheat 2058	50.8	48.1		54.0	4/18	5/26	30	37	13
USG EXP 3688	50.0			49.7	4/12	5/25	31	42	39
Progeny PGX 15-14	49.1			49.2	4/18	5/26	31	15	21
Progeny 243	42.9	36.6		51.3	4/17	5/24	33	75	96
AR00343-5-1	40.5	36.0	54.6	53.3	4/19	5/30	37	57	78
Armor ARW1519	37.8			47.7	4/18	5/26	36	99	97
Armor ARW1515	37.3			48.6	4/12	5/24	34	78	96
Dixie Bell 7414	33.8			48.1	4/18	5/26	31	92	82
Armor ARW1579	30.1			42.0	4/18	5/25	31	98	100
LCS L11419	27.7			43.1	4/18	5/25	33	99	96
LCS 4343	27.3			51.6	4/18	5/24	32	92	94
Dixie Bell 125	24.1			54.3	4/18	5/24	27	99	100
TN1102	21.8			44.0	4/18	5/24	31	98	97
Progeny 410	14.5	10.7		.	4/18	5/26	29	98	99
Armor ARW1513	11.0			.	4/20	5/25	27	99	99
Mean	57.3	50.6	65.7	53.6	4/17	5/25	33	20	19
LSD (5%)	10.4			2.9	2	2	2	11	13
C.V. (%)	6.6			1.9	0.0	0.0	2.1	19.4	23.4

Table 2. Performance of wheat cultivars in the standard input test, Kibler, Continued.

Soil Series:	Roxanna silt loam	Fertilizer Application(s):	44.5 lb N/A + 50 lb S/A February 16, 2016 45.5 lb N/A + 50 lb S/A March 17, 2016
Previous Crop:	Fallow	Herbicide Application(s):	None
Planting Date:	October 22, 2015	Harvest Date:	June 11, 2016

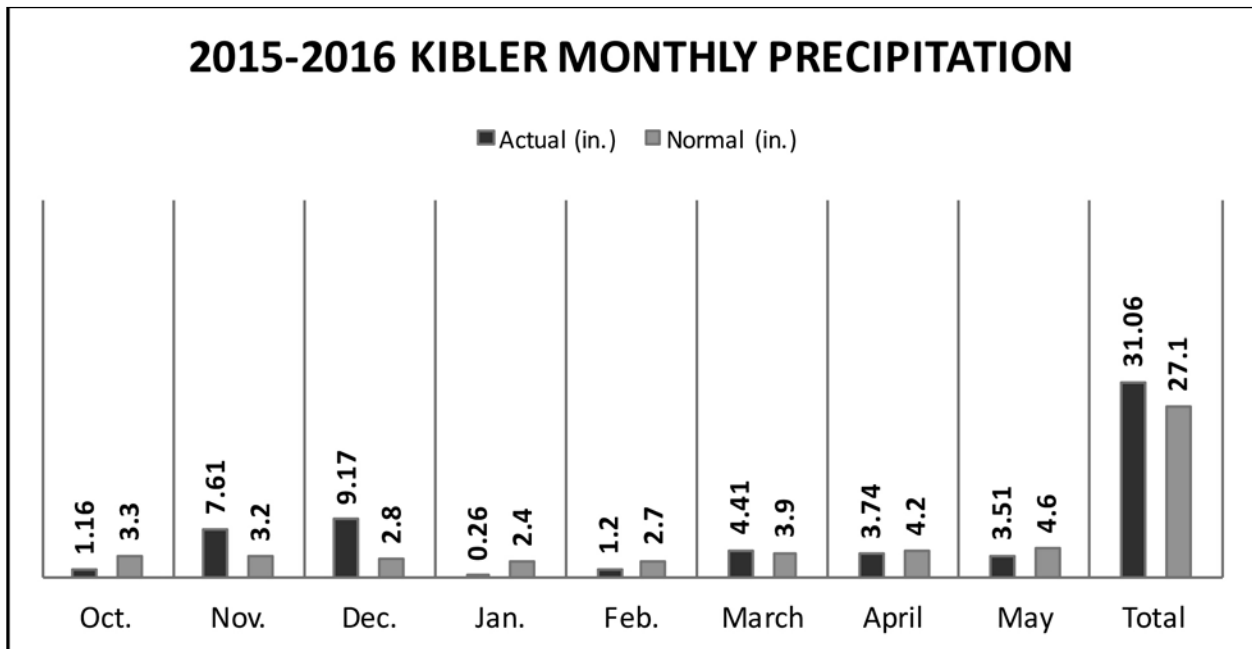


Table 3. Performance of wheat cultivars in the standard input test, Marianna.

Entry Name	Yield (bu/A)	2-year Average (bu/A)	3-year Average (bu/A)	Test Weight (lbs/bu)	Head Date	Maturity Date	Plant Height (in.)	Lodging (0-9)	Leaf Rust (%)	<i>Septoria</i>
										<i>tritici</i> blotch (0-9)
USG EXP 3536	91.6			57.4	4/22	5/27	37	0	0	2
Armor ARW1511	91.3			57.4	4/22	5/27	37	0	0	3
VA Hilliard	88.2	89.0		56.9	4/17	5/24	36	0	0	2
Dixie DEXE 16-1	87.7			56.9	4/23	5/26	36	0	0	1
Dyna-Gro WX15781	87.4			56.9	4/22	5/26	38	0	0	2
AGS 2055	87.0	90.2	92.5	55.7	4/19	5/24	38	0	0	4
Dixie DEXE 16-3	85.6			57.2	4/14	5/20	37	0	0	2
Pioneer 26R41	85.0	88.4	91.9	56.5	4/23	5/25	32	0	0	2
Armor ARW1575	84.6			56.9	4/20	5/23	34	0	0	3
Progeny PGX 15-10	84.4			56.8	4/22	5/27	37	0	0	2
Dyna-Gro 9171	84.2	87.3	91.2	54.3	4/20	5/26	34	0	2	3
USG 3201	84.2	88.0	89.0	57.8	4/21	5/26	34	0	5	3
AgriMAXX Exp 1664	83.9			56.7	4/22	5/25	36	0	0	2
Delta Grow 1000	83.8	91.3		57.1	4/22	5/26	38	0	0	3
AGS 2038	83.7	80.1	84.4	57.3	4/16	5/26	38	0	0	3
Progeny PGX 15-12	83.6			56.6	4/15	5/21	34	0	0	3
Armor ARW1521	83.0			56.3	4/21	5/26	33	0	0	3
Delta Grow 7500	82.3			54.8	4/20	5/25	32	0	7	3
Dyna-Gro 9012	82.2	86.5	91.4	57.7	4/21	5/27	35	0	2	2
Progeny PGX 15-16	81.9			58.3	4/18	5/24	33	0	0	3
Go Wheat 2058	81.6	86.9		57.5	4/19	5/26	31	0	2	5
AR01040-4-1	81.5	82.7	89.1	55.1	4/14	5/25	37	0	0	4
ARGA06473-9-4-4	81.4			57.5	4/13	5/20	33	0	0	3
Go Wheat 2059	81.2			54.2	4/20	5/24	32	0	1	2
VA11W-106	81.0	80.8		57.9	4/21	5/28	33	0	0	2
AgriMAXX 413	80.7	86.1	89.1	55.2	4/19	5/27	34	0	11	3
Pioneer 26R59	80.6	89.3		55.1	4/20	5/27	31	0	5	3
AgriMAXX 444	80.1	84.7	91.1	55.7	4/23	5/28	36	0	0	2
Syngenta SY Viper	80.1	84.9		55.8	4/18	5/25	37	0	2	4
AgriMAXX Exp 1663	79.9			53.6	4/19	5/23	34	0	1	2
VA12W-72	79.8			54.6	4/10	5/19	33	0	0	4
AG 2650	79.7			57.6	4/16	5/24	37	0	1	3
Dixie McAllister	79.2	85.8	90.2	54.5	4/20	5/26	33	0	1	3
AgriMAXX Exp 1674	79.2			54.6	4/20	5/26	33	0	2	3
AgriMAXX Exp 1675	79.0			57.3	4/22	5/26	32	0	0	2
Delta Grow 3500	79.0	76.8		56.4	4/8	5/19	32	0	0	5
AR06037-17-2	78.8			56.3	4/19	5/24	31	0	1	4
Progeny 870	78.6	85.0	91.7	55.1	4/21	5/27	34	0	5	3
GA061349-13LE29	78.4			54.9	4/18	5/21	33	0	0	3

Table 3. Performance of wheat cultivars in the standard input test, Marianna, Continued.

Entry Name	Yield (bu/A)	2-year Average (bu/A)	3-year Average (bu/A)	Test Weight (lbs/bu)	Head Date	Maturity Date	Plant Height (in.)	Lodging (0-9)	Leaf Rust (%)	<i>Septoria</i>
										<i>tritici</i> blotch (0-9)
AgriMAXX 415	78.3	83.5	87.7	57.3	4/21	5/25	32	0	2	3
USG EXP 3959	78.1			56.7	4/20	5/27	34	0	5	3
Progeny PGX 15-14	77.9			55.0	4/21	5/26	31	0	9	2
GA051102-13LE43	77.6			56.6	4/17	5/21	35	0	0	4
Delta Grow 3400 EXP	77.6			54.1	4/20	5/27	32	0	5	3
LCS L11541	77.1			58.1	4/19	5/26	32	0	0	4
USG 3438	76.9	85.3	91.5	54.6	4/21	5/26	33	0	5	2
Pioneer XW13W	76.8	88.6		56.1	4/21	5/27	34	0	0	4
AR06050-7-2	76.8			57.5	4/16	5/19	38	0	0	4
Pioneer 26R53	76.6	85.4	88.6	57.2	4/20	5/25	32	0	1	3
Go Wheat 2056	76.4	84.0	88.7	54.8	4/22	5/27	33	0	2	3
Syngenta SY Harrison	76.3	81.7	88.1	53.7	4/23	5/28	34	0	7	3
Progeny PGX 15-18	76.1			57.1	4/22	5/29	33	0	0	2
LA03200E-2	75.8	73.7	81.2	56.7	4/12	5/18	34	0	5	4
AgriMAXX 446	75.7	84.1	89.4	56.3	4/23	5/26	35	0	4	4
LA09011UB-2	75.6			57.6	4/5	5/19	31	0	0	4
Dixie DEXE 16-2	75.4			55.0	4/20	5/27	32	0	7	3
Dyna-Gro WX16771	74.7			55.8	4/22	5/28	33	0	1	3
Dixie Bell 500	74.4	82.1		55.6	4/21	5/27	34	0	7	3
AR00343-5-1	74.1	76.9	84.9	56.5	4/18	5/24	39	2	0	6
Armor ARW1514	74.1			54.7	4/20	5/25	33	0	9	3
Syngenta Oakes	74.0	78.6	82.4	58.3	4/20	5/25	35	0	5	5
Dixie DEXE 15-1	73.9	81.2		55.4	4/22	5/28	36	0	40	4
Pioneer 26R87	73.7	75.9	82.2	58.1	4/10	5/20	33	0	0	6
GA04434-12LE28	73.7	78.7		55.3	4/7	5/16	35	0	0	4
Armor ARW1516	73.2			54.0	4/20	5/27	33	0	2	4
Dixie Bell 620	73.2	80.1	86.7	54.7	4/23	5/28	34	0	5	2
AR06046-10-3	73.2			56.8	4/15	5/23	37	0	8	4
USG EXP 3688	73.0			57.2	4/16	5/24	35	0	0	6
Dyna-Gro 9642	72.9			53.9	4/23	5/27	35	0	2	4
Dyna-Gro 9522	72.2	80.1	88.4	56.0	4/23	5/28	35	0	5	3
Dyna-Gro 9552	72.0	82.6		56.8	4/23	5/28	33	0	2	4
AGS 2024	71.9			55.9	4/16	5/22	32	0	0	4
AGS 3000	71.1			56.2	4/6	5/1	34	0	0	6
USG 3404	70.7	78.8	86.8	55.2	4/24	5/29	35	0	4	3
Delta Grow 2700	70.6	77.7		54.8	4/23	5/27	34	0	7	3
AR06024-7-2	70.2			58.5	4/13	5/23	36	0	2	3
AR06017-6-2	68.8			54.2	4/18	5/24	33	0	1	3
Progeny 243	68.8	76.7		55.0	4/19	5/23	35	0	2	4
Dixie Bell 600	68.4			54.3	4/21	5/28	37	0	7	3

Table 3. Performance of wheat cultivars in the standard input test, Marianna, Continued.

Entry Name	Yield (bu/A)	2-year Average (bu/A)	3-year Average (bu/A)	Test Weight (lbs/bu)	Head Date	Maturity Date	Plant Height (in.)	Lodging (0-9)	Leaf	<i>Septoria</i>
									Rust (%)	<i>tritici</i> blotch (0-9)
Armor ARW1515	68.3			55.3	4/17	5/21	39	0	0	4
GA061349-13LE31	68.2			55.5	4/17	5/25	32	0	0	5
LA08115C-30	67.6			54.9	4/8	5/17	32	0	0	6
Pioneer 26R10	67.5	79.0	84.3	54.8	4/22	5/28	33	0	15	3
USG 3013	65.2	74.9	82.6	51.5	4/22	5/28	36	0	19	3
Dixie Extreme	64.7	74.7	82.1	53.5	4/21	5/28	37	0	40	4
Armor ARW1579	64.6			54.4	4/20	5/23	34	0	25	5
USG 3523	63.9	73.5	79.0	52.6	4/18	5/25	34	0	33	5
Armor ARW1519	63.2			53.7	4/22	5/28	36	0	0	5
Dixie Bell 7414	62.9			53.7	4/21	5/26	35	0	1	4
LCS 4343	62.2			53.3	4/20	5/24	35	0	2	5
Armor ARW1513	61.7			51.7	4/22	5/28	32	0	9	5
LCS L11419	60.2			52.7	4/20	5/26	35	1	8	5
Progeny 357	56.1	61.4	70.0	48.5	4/23	5/28	33	0	33	4
TN1102	55.6			49.4	4/15	5/20	36	0	8	5
Progeny 410	45.1	49.2		41.4	4/19	5/28	35	0	8	5
Dixie Bell 125	33.1			35.9	4/14	5/21	31	5	33	5
Mean	75.2	81.2	86.8	55.2	4/19	5/24	34	0	4	3
LSD (5%)	7.7			2.3	3	5	2	1	14	1
C.V. (%)	3.7			1.5	0.0	0.0	2.6			13.0

Table 3. Performance of wheat cultivars in the standard input test, Marianna, Continued.

Soil Series:	Loring silt loam	Fertilizer Application(s):	90 lb N/A + 24 lb S/A 60 lb N/A	February 19, 2016 March 21, 2016
Previous Crop:	Grain sorghum	Herbicide Application(s):	0.5 oz/A Finesse Pre 4.75 oz/A Osprey 0.9 oz/A Harmony Extra	March 29, 2016 March 29, 2016 March 29, 2016
Planting Date:	October 20, 2015	Harvest Date:	June 7, 2016	

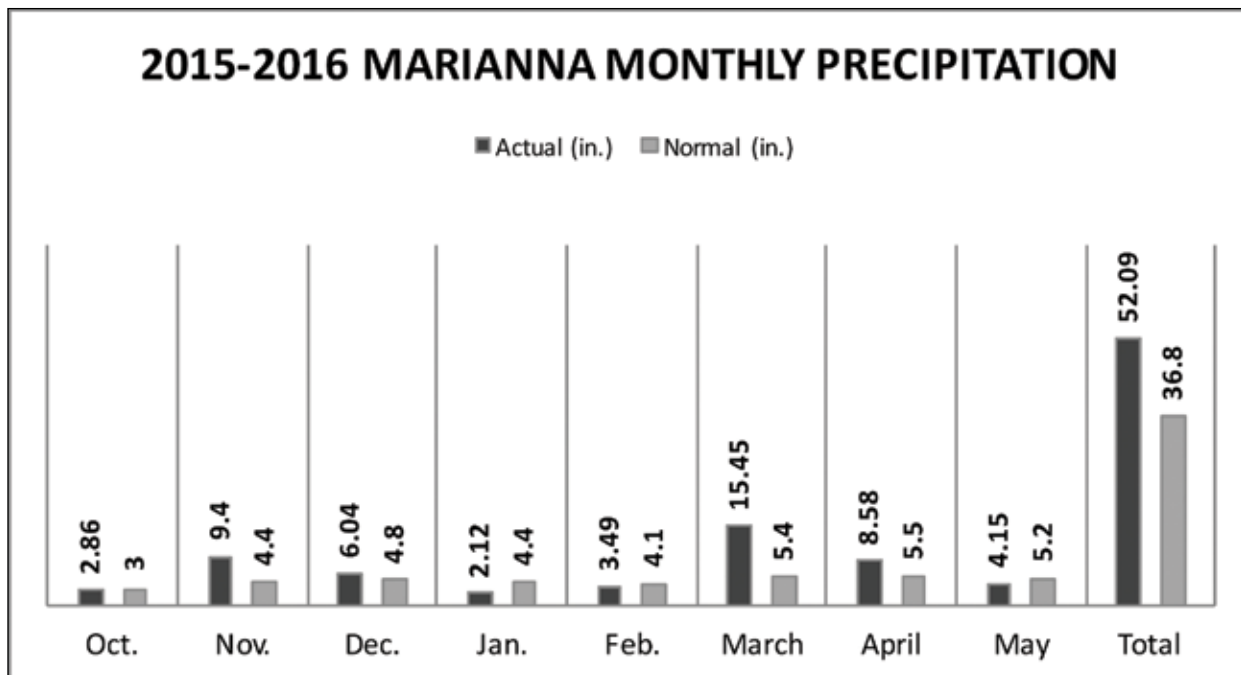


Table 4. Performance of wheat cultivars in the standard input test, Newport.

Entry Name	Yield (bu/A)	Test Weight (lbs/bu)	Plant Height (in.)	Leaf Rust May 11 (%)	Stripe Rust May 5 (%)	Stripe Rust May 11 (%)	<i>Septoria tritici</i> blotch (0-9)
AgriMAXX 413	77.5	56.0	30	30	0	2	2
Delta Grow 1000	74.1	56.7	32	0	0	0	1
AgriMAXX Exp 1674	73.1	54.9	31	15	0	7	1
Dyna-Gro WX15781	72.8	56.8	31	2	0	0	2
Progeny PGX 15-10	72.6	57.2	32	0	0	2	1
Pioneer 26R41	72.1	56.6	29	2	0	0	2
ARGA06473-9-4-4	71.7	59.4	28	0	0	0	2
AR06037-17-2	71.5	56.4	29	15	0	0	2
AgriMAXX Exp 1675	71.2	57.4	26	2	0	2	4
Armor ARW1511	70.4	56.3	31	2	0	0	1
USG EXP 3536	69.8	57.0	29	2	0	2	1
AGS 2055	69.2	57.0	32	0	0	2	3
Dyna-Gro 9642	68.5	55.3	30	7	0	0	2
Dixie Bell 600	68.4	54.9	29	50	0	15	1
AgriMAXX Exp 1664	68.2	56.6	31	2	0	0	1
AGS 2038	67.4	56.9	34	2	0	2	2
Armor ARW1521	67.1	57.1	27	30	0	0	2
GA061349-13LE29	65.7	56.4	29	0	0	2	3
VA11W-106	65.2	57.6	28	2	0	2	2
AgriMAXX 446	65.0	56.5	29	50	0	7	3
Dixie Bell 620	64.7	54.2	29	7	0	2	2
Progeny PGX 15-18	64.6	56.7	26	15	0	0	2
Pioneer 26R53	64.2	56.7	27	15	0	7	3
AR06046-10-3	63.9	57.2	30	15	0	7	2
Pioneer XW13W	63.5	56.0	30	2	0	7	2
Go Wheat 2058	63.3	57.1	26	0	0	0	1
Pioneer 26R10	63.2	55.7	30	30	2	0	2
Progeny 870	63.2	54.8	27	7	0	0	2
USG EXP 3959	62.7	56.6	28	30	0	2	2
Armor ARW1516	61.4	54.7	27	2	0	2	2
Pioneer 26R59	60.9	53.5	27	30	0	15	2
Dyna-Gro 9012	60.8	55.2	28	15	0	7	2
Dixie DXEX 16-1	60.8	56.6	29	2	0	7	2
Dixie DXEX 16-2	60.7	55.1	27	30	0	15	2
Dixie McAllister	60.3	55.1	28	15	0	0	2
LA09011UB-2	60.1	57.8	28	0	0	0	3
Dyna-Gro 9171	58.9	55.3	28	50	0	0	3
AR00343-5-1	58.9	55.4	34	2	7	30	3
Dixie DXEX 16-3	58.6	57.6	32	0	0	0	1

Table 4. Performance of wheat cultivars in the standard input test, Newport, Continued.

Entry Name	Yield (bu/A)	Test Weight (lbs/bu)	Plant Height (in.)	Leaf	Stripe	Stripe	<i>Septoria</i> <i>tritici</i> blotch (0-9)
				Rust May 11 (%)	Rust May 5 (%)	Rust May 11 (%)	
AGS 2024	58.6	56.1	28	0	0	15	5
Dixie Bell 500	58.6	55.3	27	2	0	2	2
Syngenta Oakes	58.4	56.6	31	50	15	30	3
USG 3438	58.4	55.7	28	15	0	0	3
VA Hilliard	58.2	56.0	28	0	0	0	1
USG 3201	58.0	57.0	28	50	0	2	3
LCS L11541	57.8	57.4	29	0	2	30	3
AR06050-7-2	56.9	56.4	30	0	0	15	2
Delta Grow 3400 EXP	56.6	53.9	27	2	0	15	2
AgriMAXX 415	56.4	56.0	27	2	0	0	2
Delta Grow 2700	55.6	55.2	29	30	0	2	2
Delta Grow 3500	55.2	56.4	25	0	15	15	3
Armor ARW1575	54.7	55.7	30	7	0	2	2
AgriMAXX Exp 1663	54.6	52.7	28	15	0	7	1
VA12W-72	53.8	55.3	28	2	0	0	2
Pioneer 26R87	53.8	58.9	27	30	0	15	4
Delta Grow 7500	53.7	55.4	26	30	0	0	4
GA04434-12LE28	53.6	55.3	31	2	0	30	4
Syngenta SY Harrison	53.5	54.7	28	2	0	0	3
AgriMAXX 444	53.3	54.3	29	30	0	0	2
Progeny 357	52.8	53.9	29	30	0	7	3
AR06017-6-2	52.7	55.3	28	0	0	0	3
Go Wheat 2056	52.6	54.2	27	7	0	0	2
USG 3404	52.2	54.9	28	15	0	15	3
Dyna-Gro WX16771	52.2	56.6	27	0	0	0	2
Dixie DEXE 15-1	52.1	55.6	29	50	0	7	3
LA03200E-2	51.3	56.4	26	0	0	0	4
Progeny PGX 15-12	51.2	54.8	26	2	0	15	3
Armor ARW1514	51.1	55.0	25	7	0	0	2
LA08115C-30	50.4	55.3	26	0	0	7	6
GA061349-13LE31	49.6	55.3	29	0	0	30	2
LCS 4343	49.5	55.5	30	15	15	50	3
AR01040-4-1	49.4	54.9	32	0	2	15	3
Dyna-Gro 9552	49.3	55.6	27	50	0	15	2
Dixie Bell 7414	49.2	56.8	27	15	0	0	4
USG 3523	49.0	54.5	27	70	2	15	3
Dixie Extreme	49.0	52.7	30	50	0	0	2
Progeny 243	48.9	55.1	31	15	15	93	2
Dyna-Gro 9522	48.4	54.3	27	30	0	15	2
Syngenta SY Viper	48.3	56.3	30	30	0	0	2

Table 4. Performance of wheat cultivars in the standard input test, Newport, Continued.

Entry Name	Yield (bu/A)	Test Weight (lbs/bu)	Plant Height (in.)	Leaf Rust May 11 (%)	Stripe Rust May 5 (%)	Stripe Rust May 11 (%)	<i>Septoria tritici</i> blotch (0-9)
USG 3013	47.9	54.5	29	90	0	15	3
Go Wheat 2059	47.7	53.6	25	2	0	15	2
AG 2650	47.4	57.4	29	0	0	0	2
Armor ARW1579	46.5	55.0	31	0	15	98	3
Progeny PGX 15-16	42.9	56.7	28	2	0	0	4
AGS 3000	41.6	56.3	22	0	0	0	5
AR06024-7-2	40.9	58.8	29	0	0	2	2
LCS L11419	39.5	54.6	31	0	30	93	2
Progeny PGX 15-14	38.6	54.4	25	50	0	30	2
USG EXP 3688	37.3	54.4	26	0	0	30	6
GA051102-13LE43	35.5	57.2	30	0	0	15	4
Armor ARW1519	34.7	54.5	32	2	30	93	3
Progeny 410	33.2	51.6	28	0	15	93	4
TN1102	32.9	51.6	29	0	70	93	4
Armor ARW1515	30.9	52.3	29	0	0	50	4
Armor ARW1513	29.8	49.8	27	0	70	98	3
Dixie Bell 125	20.3	.	28	2	50	93	3
Mean	55.7	55.6	28	13	4	15	2
LSD (5%)	14.1	1.5	4				2
C.V. (%)	9.1	1.0	4.7				

Table 4. Performance of wheat cultivars in the standard input test, Newport, Continued.

Soil Series:	Beulah fine sandy loam	Fertilizer Application(s):	90 lb N/A + 24 lb S/A 60 lb N/A	February 29, 2016 March 18, 2016
Previous Crop:	Fallow	Herbicide Application(s):	0.5 oz/A Finesse Pre 16.4 oz/A Axial XL 4.75 oz/A Osprey	February 18, 2016 February 18, 2016 March 28, 2016
Planting Date:	October 20, 2015		0.9 oz/A Harmony Extra	March 28, 2016
		Harvest Date:	June 10, 2016	

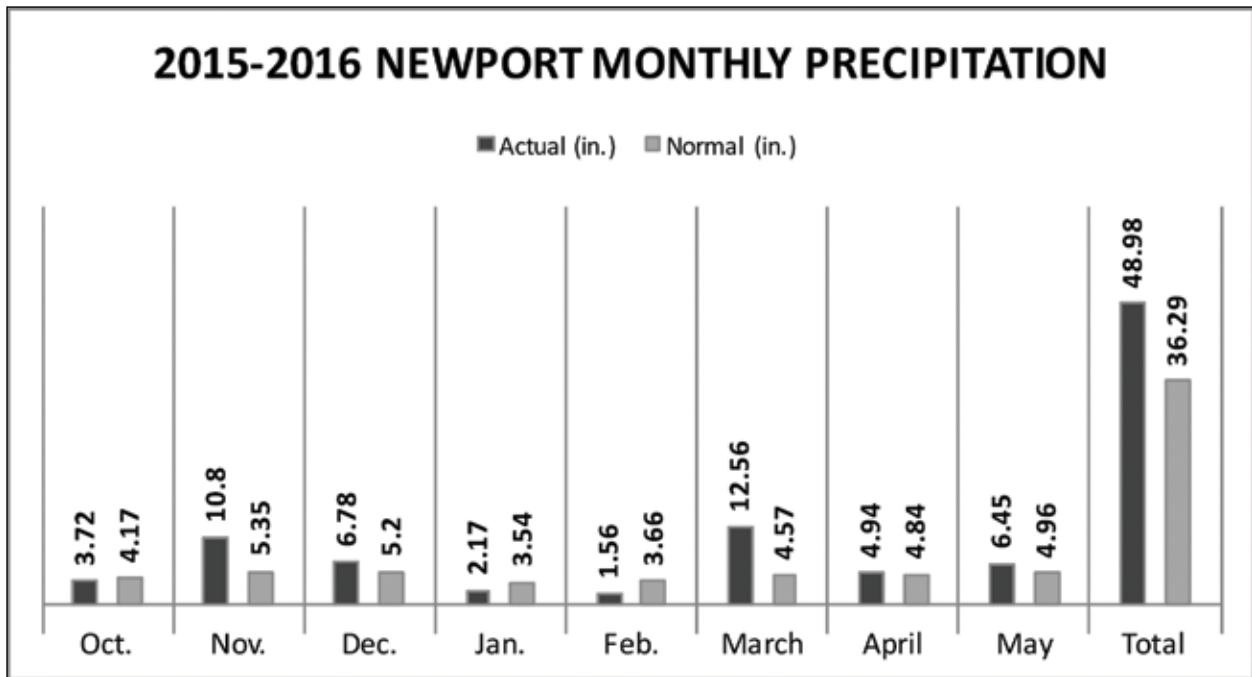


Table 5. Performance of wheat cultivars in the standard input test, Rohwer.

Entry Name	Yield	2-year	3-year	Test	Head	Plant
	(bu/A)	Average	Average	Weight	Date	Height
		(bu/A)	(bu/A)	(lbs/bu)		(in.)
AgriMAXX Exp 1664	92.8			51.3	4/6	40
VA11W-106	91.7	89.6		51.8	4/6	37
USG EXP 3536	91.0			50.9	4/9	41
Progeny PGX 15-10	90.7			52.5	4/7	40
GA061349-13LE29	89.7			54.7	4/5	34
VA Hilliard	89.2	88.6		53.3	4/4	39
Dixie DEXE 16-1	89.1			48.1	4/8	41
Dixie DEXE 16-3	88.8			53.7	4/3	42
VA12W-72	87.7			54.3	4/2	37
Delta Grow 1000	87.5	88.6		52.2	4/8	41
Armor ARW1575	87.3			53.0	4/5	39
Dyna-Gro WX15781	86.8			50.3	4/6	41
Delta Grow 3500	86.7	74.9		55.5	3/31	36
Armor ARW1511	86.1			53.1	4/8	40
AGS 2055	85.8	89.2	91.4	54.3	4/6	38
AgriMAXX Exp 1663	85.0			55.5	4/5	34
Pioneer 26R41	84.7	86.4	91.3	49.6	4/7	38
GA051102-13LE43	83.8			55.6	4/4	39
Delta Grow 3400 EXP	82.7			52.4	4/10	37
Go Wheat 2058	82.4	89.8		49.5	4/6	34
Dyna-Gro 9171	80.9	86.5	90.4	53.1	4/7	35
ARGA06473-9-4-4	80.4			54.1	3/29	36
ARO6046-10-3	80.2			54.3	4/4	41
AGS 2038	79.9	78.6	83.7	55.1	3/31	43
Dyna-Gro 9012	79.9	86.0	87.0	54.5	4/7	35
AgriMAXX Exp 1675	79.8			51.1	4/4	37
ARO6050-7-2	79.8			54.7	4/4	41
Pioneer XW13W	79.3	91.1		51.0	4/12	39
AGS 2024	78.7			54.9	3/27	33
Armor ARW1521	77.7			53.0	4/6	36
USG 3438	77.5	84.4	88.7	53.1	4/6	36
Dixie Bell 600	76.9			50.2	4/11	39
USG 3404	76.8	79.2	85.5	53.3	4/11	40
Dyna-Gro WX16771	76.7			53.0	4/5	37
Progeny PGX 15-14	76.6			52.3	4/6	36
Syngenta Oakes	76.6	81.0	85.3	53.1	4/7	39
Dixie McAllister	76.3	83.7	87.8	53.2	4/10	36
GA061349-13LE31	75.8			53.6	4/4	36
AgriMAXX Exp 1674	75.7			54.6	4/8	36

Table 5. Performance of wheat cultivars in the standard input test, Rohwer, Continued.

Entry Name	Yield (bu/A)	2-year Average (bu/A)	3-year Average (bu/A)	Test Weight (lbs/bu)	Head Date	Plant Height (in.)
Pioneer 26R87	75.5	71.0	78.6	55.0	4/3	37
Delta Grow 7500	75.3			54.4	4/5	36
Go Wheat 2059	75.2			55.8	4/5	34
Delta Grow 2700	75.1	76.5		52.6	4/10	37
AR01040-4-1	74.9	84.5	88.6	56.3	4/2	39
LA09011UB-2	74.7			56.1	4/2	34
Dyna-Gro 9642	74.6			51.7	4/12	37
Progeny PGX 15-18	74.3			52.3	4/5	37
USG 3201	74.3	80.5	86.6	53.2	4/7	35
Progeny PGX 15-12	74.3			55.5	4/4	35
LCS L11541	74.1			53.6	4/11	36
Dixie DEXE 15-1	74.0	81.3		52.8	4/10	37
AgriMAXX 413	73.7	85.4	89.4	54.3	4/8	36
USG EXP 3959	73.6			52.2	4/5	36
Dyna-Gro 9522	73.5	82.9	85.6	53.9	4/7	40
AR06037-17-2	73.4			55.1	4/7	33
AG 2650	73.1			53.0	4/10	40
Syngenta SY Viper	73.0	81.5		52.2	4/4	40
Go Wheat 2056	73.0	79.4	85.1	52.4	4/10	36
Progeny PGX 15-16	73.0			52.6	4/11	35
AgriMAXX 415	72.9	81.1	85.8	50.6	4/7	37
Pioneer 26R59	72.7	83.9		53.8	4/10	33
Armor ARW1514	71.5			51.7	4/6	36
Progeny 870	71.5	79.6	85.9	54.4	4/8	36
LA08115C-30	70.4			55.9	3/28	35
AR06017-6-2	70.4			55.0	4/1	36
Armor ARW1519	70.2			54.0	4/13	42
AgriMAXX 446	69.7	77.8	83.0	49.6	4/11	38
Armor ARW1516	69.7			55.7	4/4	37
AgriMAXX 444	69.7	79.5	85.5	51.3	4/12	39
Dixie DEXE 16-2	69.6			53.0	4/5	36
Dyna-Gro 9552	69.5	76.9		51.5	4/13	38
AR06024-7-2	68.6			57.4	4/1	38
Syngenta SY Harrison	68.5	74.9	81.8	54.0	4/10	38
Dixie Bell 620	67.9	76.6	82.8	53.7	4/7	37
Pioneer 26R53	67.4	83.4	88.5	54.3	4/10	35
USG EXP 3688	67.1			53.5	4/4	40
LA03200E-2	66.8	63.7	74.1	56.0	3/29	36
Dixie Bell 500	66.7	79.8		51.3	4/10	38
Dixie Bell 7414	66.0			54.5	4/11	39
GA04434-12LE28	65.7	66.1		56.2	4/2	37

Table 5. Performance of wheat cultivars in the standard input test, Rohwer, Continued.

Entry Name	Yield	2-year	3-year	Test	Head	Plant
	(bu/A)	Average	Average	Weight	Date	Height
		(bu/A)	(bu/A)	(lbs/bu)		(in.)
USG 3523	64.9	77.7	83.3	53.0	4/7	40
AR00343-5-1	64.0	72.6	80.0	55.7	4/4	40
Armor ARW1515	63.7			56.5	4/7	40
Progeny 243	63.3	75.2		56.4	4/7	42
Pioneer 26R10	62.3	75.3	81.7	54.5	4/7	37
LCS L11419	62.2			53.7	4/11	40
LCS 4343	60.6			56.6	4/5	41
USG 3013	60.6	72.9	80.5	54.8	4/8	41
Armor ARW1579	58.8			56.6	4/7	39
Progeny 357	57.4	62.6	73.3	56.6	4/7	37
Dixie Extreme	52.5	69.6	78.1	55.1	4/8	40
AGS 3000	46.1			58.1	3/25	35
TN1102	45.5			58.5	4/4	39
Dixie Bell 125	44.1			58.1	4/4	34
Armor ARW1513	43.7			58.6	4/8	36
Progeny 410	39.9	45.9		58.7	4/8	41
Mean	73.5	79.0	84.5	53.8	4/6	37
LSD (5%)	10.1			2.9	2	2
C.V. (%)	5.0			1.9	0.0	2.3

Table 5. Performance of wheat cultivars in the standard input test, Rohwer, Continued.

Soil Series:	Herbert silt loam	Fertilizer Application(s):	67 lb N/A + 24 lb S/A 46 lb N/A	February 11, 2016 March 23, 2016
Previous Crop:	Soybeans	Herbicide Application(s):	2 oz/A Zidua	November 3, 2015
Planting Date:	November 21, 2015	Harvest Dates:	May 25, 2016 May 26, 2016 May 29, 2016	

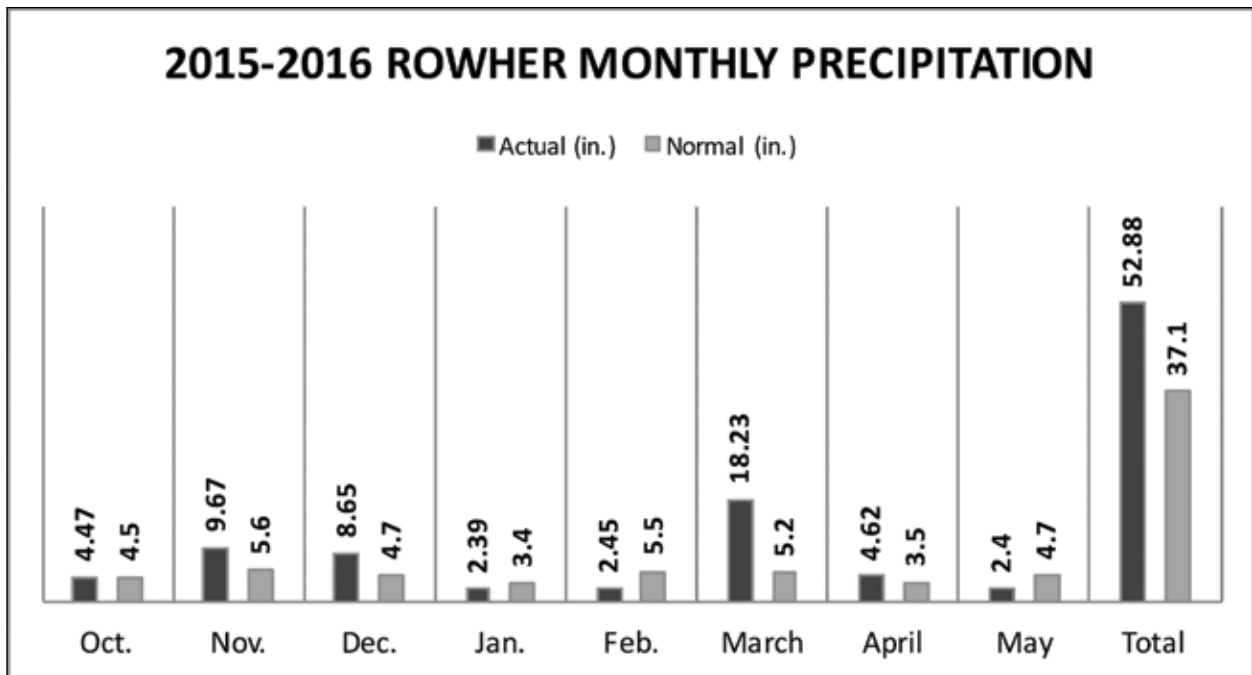


Table 6. Disease severity of wheat cultivars in Hope, Fayetteville^a and Newport^b.

Entry Name	Stripe Rust	Stripe rust	FHB Severity	FHB Severity	Leaf Rust	Stripe Rust
	Fayetteville	Fayetteville	Fayetteville	Newport	Hope	Hope
	April 22	April 25	May 23	May 13		
	(%)	(%)	(%)	(%)	(%)	(%)
AG 2650	3	1	0	3	25	8
AgriMAXX 413	0	2	2	3	23	5
AgriMAXX 415	12	7	0	2	40	18
AgriMAXX 444	4	1	3	3	55	3
AgriMAXX 446	8	3	3	7	48	8
AgriMAXX Exp 1663	3	1	2	0	15	3
AgriMAXX Exp 1664	3	0	0	2	33	5
AgriMAXX Exp 1674	7	1	3	7	45	5
AgriMAXX Exp 1675	7	1	0	2	60	0
AGS 2024	30	13	7	27	53	23
AGS 2038	25	8	20	28	55	15
AR00343-5-1	57	16	2	8	50	33
AR01040-4-1	37	22	10	8	33	5
AR06017-6-2	30	45	3	12	33	10
AR06024-7-2	15	22	2	3	18	5
AR06037-17-2	5	0	3	3	23	5
AR06046-10-3	5	0	0	2	30	3
AR06050-7-2	4	0	0	10	33	5
AGS 2055	2	1	5	22	20	5
ARGA06473-9-4-4	0	0	0	15	10	0
Armor ARW1511	0	0	0	0	48	3
Armor ARW1513	90	88	38	2	85	8
Armor ARW1514	4	1	2	7	50	0
Armor ARW1515	12	17	2	5	83	5
Armor ARW1516	1	1	0	2	45	3
Armor ARW1519	68	88	2	7	88	5
Armor ARW1521	6	0	0	2	60	0
Armor ARW1575	6	12	0	2	30	0
Armor ARW1579	50	90	0	2	50	13
Delta Grow 1000	0	0	0	2	20	3
Delta Grow 2700	0	1	2	3	58	0
Delta Grow 3400 EXP	8	1	2	8	48	0
Delta Grow 7500	0	0	0	3	50	23
Dixie Bell 125	95	98	42	2	90	3
Dixie Bell 500	4	1	0	2	68	3
Dixie Bell 600	0	1	0	5	18	0
Dixie Bell 620	4	4	0	2	45	0

Table 6. Disease severity of wheat cultivars in Hope, Fayetteville^a and Newport^b, Continued.

Entry Name	Stripe Rust	Stripe rust	FHB Severity	FHB Severity	Leaf Rust	Stripe Rust
	Fayetteville	Fayetteville	Fayetteville	Newport	Hope	Hope
	April 22	April 25	May 23	May 13		
	(%)	(%)	(%)	(%)	(%)	(%)
Dixie Bell 7414	37	32	2	5	85	23
Dixie DXEX 15-1	0	1	0	0	53	3
Dixie DXEX 16-1	0	0	0	0	28	0
Dixie DXEX 16-2	5	2	3	7	60	5
Dixie DXEX 16-3	0	0	2	5	15	5
Dixie Extreme	2	1	3	5	30	3
Dixie McAllister	0	0	0	3	35	0
Dyna-Gro 9012	1	1	0	3	28	3
Dyna-Gro 9171	1	0	0	2	33	0
Dyna-Gro 9522	3	0	0	3	58	3
Dyna-Gro 9552	4	1	3	3	43	10
Dyna-Gro 9642	2	0	0	0	75	0
Dyna-Gro WX15781	0	0	0	0	28	0
Dyna-Gro WX16771	3	3	0	0	65	3
Delta Grow 3500	25	43	10	30	40	23
GA04434-12LE28	32	43	5	20	45	18
GA051102-13LE43	5	1	2	15	30	15
GA061349-13LE29	1	1	5	20	30	10
GA061349-13LE31	7	6	5	22	60	20
Go Wheat 2056	0	1	0	2	25	8
Go Wheat 2058	15	5	2	2	68	3
Go Wheat 2059	1	1	0	0	13	3
LA03200E-2	3	1	0	23	20	23
AGS 3000	1	0	0	22	13	10
LA08115C-30	1	1	2	68	5	5
LA09011UB-2	2	2	0	17	30	28
LCS 4343	37	33	0	0	70	15
LCS L11419	63	75	2	7	85	3
LCS L11541	27	60	7	5	65	5
Pioneer 26R10	4	2	0	5	48	3
Pioneer 26R41	1	0	0	7	30	5
Pioneer 26R53	2	2	0	5	25	0
Pioneer 26R59	5	2	3	7	38	0
Pioneer 26R87	30	21	2	23	55	30
Pioneer XW13W	4	1	0	3	50	5
Progeny 243	57	84	0	2	78	3
Progeny 357	20	6	3	3	65	13
Progeny 410	85	92	25	10	83	5
Progeny 870	1	1	0	3	45	8

Table 6. Disease severity of wheat cultivars in Hope, Fayetteville^a and Newport^b, Continued.

Entry Name	Stripe Rust	Stripe rust	FHB Severity	FHB Severity	Leaf Rust	Stripe Rust
	Fayetteville	Fayetteville	Fayetteville	Newport	Hope	Hope
	April 22	April 25	May 23	May 13		
	(%)	(%)	(%)	(%)	(%)	(%)
Progeny PGX 15-10	1	0	0	2	28	3
Progeny PGX 15-12	8	1	0	7	18	13
Progeny PGX 15-14	5	1	3	8	60	5
Progeny PGX 15-16	4	0	2	7	28	8
Progeny PGX 15-18	4	0	0	3	60	0
Syngenta Oakes	15	10	5	8	25	13
Syngenta SY Harrison	4	2	2	5	58	8
Syngenta SY Viper	4	0	0	12	13	5
TN1102	85	94	8	23	88	15
USG 3013	4	0	2	5	40	3
USG 3201	1	0	0	3	30	0
USG 3404	2	0	0	5	55	3
USG 3438	0	0	0	3	33	5
USG 3523	1	1	0	2	48	5
USG EXP 3536	0	0	0	0	25	3
USG EXP 3688	11	8	0	5	65	13
USG EXP 3959	5	2	0	0	73	13
VA Hilliard	1	1	0	5	23	10
VA11W-106	4	4	0	3	45	5
VA12W-72	0	0	0	12	8	8
Mean	13	12	3	7	44	7
LSD (5%)	9	15	10	12	18	15

^a Stripe rust and *Fusarium* head blight (FHB) inoculated nurseries.

^a *Fusarium* head blight (FHB) inoculated nursery.

**PARTICIPANTS AND ENTRIES
2015-2016 WHEAT VARIETY TEST**

<u>Company</u>	<u>Variety</u>
Agricultural Alumni Seed Improvement Association, Inc. 702 State Road 28 E PO Box 158 Romney, IN 47981	AG 2650
AgriMaxx Wheat Company 7167 Highbanks Road Mascoutah, IL 62258	AgriMAXX 413 AgriMAXX 415 AgriMAXX 444 AgriMAXX 446 AgriMAXX Exp 1663 AgriMAXX Exp 1664 AgriMAXX Exp 1674 AgriMAXX Exp 1675
AG South Genetics P.O. Box 72246 Albany, GA 31708-2246	AGS 2024 AGS 2038 AGS 2055
Armor Seed P.O. Box 178 Fisher, AR 72429	Armor ARW1511 Armor ARW1513 Armor ARW1514 Armor ARW1515 Armor ARW1516 Armor ARW1519 Armor ARW1521 Armor ARW1575 Armor ARW1579

PARTICIPANTS AND ENTRIES, Continued.
2015-2016 WHEAT VARIETY TEST

<u>Company</u>	<u>Variety</u>
Delta Grow Seed 220 NW 2nd Street England, AR 72046	DeltaGrow 1000 DeltaGrow 2700 DeltaGrow 3400 EXP DeltaGrow 7500
B & S Seed Company, Inc. 1283 HWY. 444 Duncan, MS 38740	Dixie Bell 125 Dixie Bell 500 Dixie Bell 600 Dixie Bell 620 Dixie Bell 7414
Cache River Valley Seed, LLC P.O. Box 10 Cash, AR 72421	Dixie DXEX 15-1 Dixie DXEX 16-1 Dixie DXEX 16-2 Dixie DXEX 16-3 Dixie Extreme Dixie McAllister
Dyna-Gro Seed 6221 Riverside Dr. Suite One Dublin, OH 43017	Dyna-Gro 9012 Dyna-Gro 9171 Dyna-Gro 9522 Dyna-Gro 9552 Dyna-Gro 9642 Dyna-Gro WX15781 Dyna-Gro WX16771
Stratton Seed 1530 HWY. 79 S Stuttgart, AR 72160	Go Wheat 2056 Go Wheat 2058 Go Wheat 2059
Limagrain Cereal Seeds 4846 E 450N Lafayette, IN 47905	LCS 4343 LCS L11419 LCS L11541

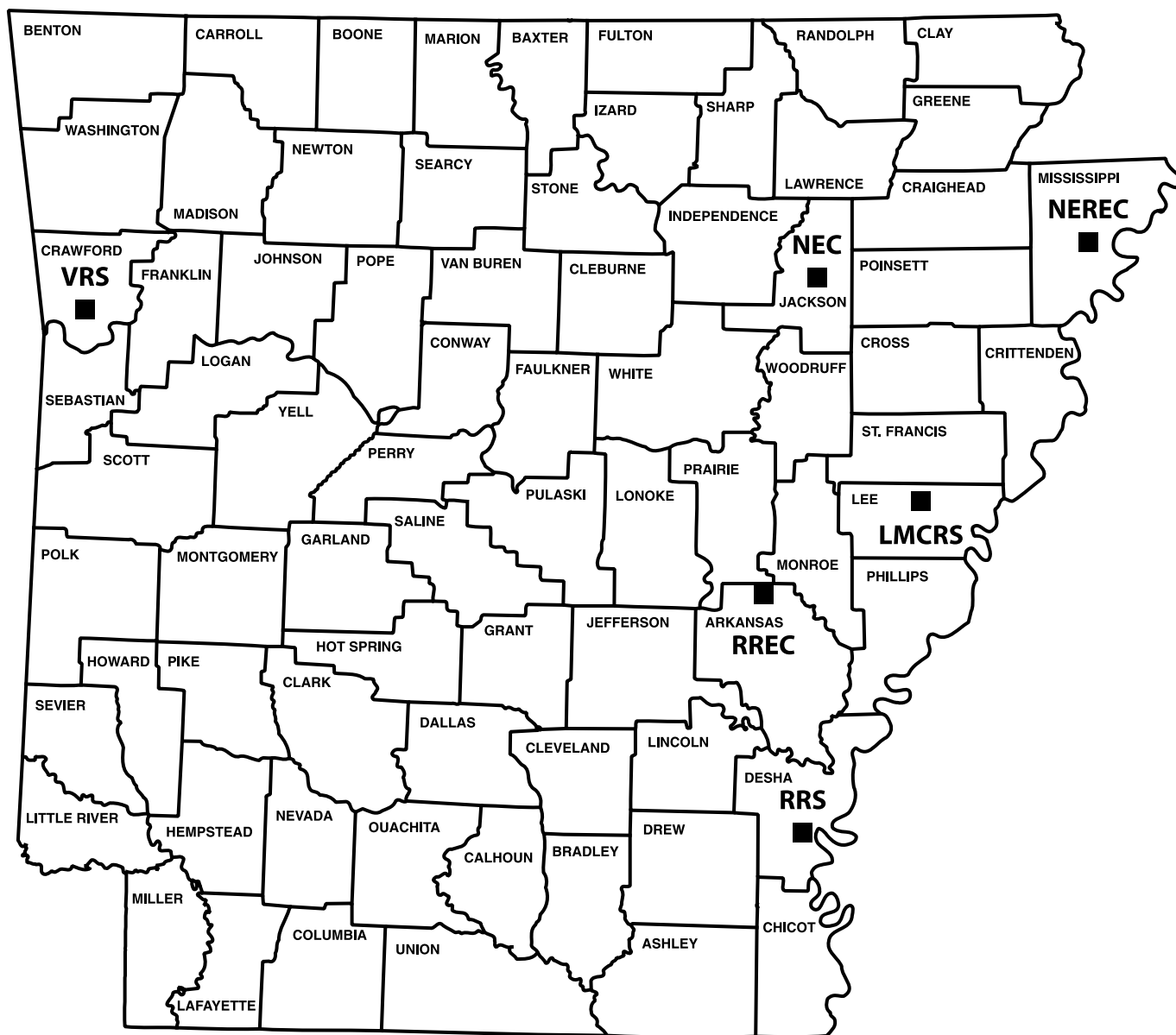
**PARTICIPANTS AND ENTRIES, Continued.
2015-2016 WHEAT VARIETY TEST**

<u>Company</u>	<u>Variety</u>
Pioneer Hi-Bred Int'l, Inc. 700 Boulevard South Ste. 302 Huntsville, AL 35802	Pioneer 26R10 Pioneer 26R41 Pioneer 26R53 Pioneer 26R59 Pioneer 26R87 Pioneer XW13W
Progeny Ag Products 1529 Hwy 192 South Wynne, AR 72396	Progeny 243 Progeny 357 Progeny 410 Progeny 870 Progeny PGX 15-10 Progeny PGX 15-12 Progeny PGX 15-14 Progeny PGX 15-16 Progeny PGX 15-18
UniSouth Genetics, Inc. 2640-C Nolensville Road Nashville, TN 37211	USG 3013 USG 3201 USG 3404 USG 3438 USG 3523 USG EXP 3536 USG EXP 3688 USG EXP 3959
<u>Public Institutions</u>	<u>Variety</u>
Louisiana State University Agronomy Department 221 M.B. Sturgis Hall Baton Rouge, LA 70803-2110	LA03200E-2 LA06146E-P4 LA08115C-30 LA09011UB-2

PARTICIPANTS AND ENTRIES, Continued.
2015-2016 WHEAT VARIETY TEST

<u>Public Institution</u>	<u>Variety</u>
University of Arkansas 115 Plant Sciences Building Fayetteville, AR 72701	AR00343-5-1
	AR01040-4-1
	AR06017-6-2
	AR06024-7-2
	AR06037-17-2
	AR06046-10-3
	AR06050-7-2
	ARGA06473-9-4-4
University of Georgia 1109 Experiment St. Griffin, GA 30223	GA03564-12E6
	GA04434-12LE28
	GA051102-13LE43
	GA061349-13LE29
	GA061349-13LE31
University of Tennessee 2431 Joe Johnson Drive Knoxville, TN 37996	TN1102
VA Tech EVAREC 2229 Menokin Road Warsaw, VA 22572	VA Hilliard
	VA11W-106
	VA12W-72

WHEAT TEST LOCATIONS



- LMCRS** - Lon Mann Cotton Research Station, Marianna
- NEC** - Newport Extension Center, Newport
- NEREC** - Northeast Research and Extension Center, Keiser
- RREC** - Rice Research and Extension Center, Stuttgart
- RRS** - Rohwer Research Station, Rohwer
- VRS** - Vegetable Research Station, Kibler



DIVISION OF AGRICULTURE

RESEARCH & EXTENSION

University of Arkansas System