

12-1-2016

Arkansas Soybean Performance Tests 2016

R. D. Bond

University of Arkansas, Fayetteville

J. A. Still

University of Arkansas, Fayetteville

D. G. Dombek

University of Arkansas, Fayetteville

Follow this and additional works at: <https://scholarworks.uark.edu/aaesser>

 Part of the [Agricultural Science Commons](#), [Agronomy and Crop Sciences Commons](#), [Botany Commons](#), and the [Horticulture Commons](#)

Recommended Citation

Bond, R. D.; Still, J. A.; and Dombek, D. G., "Arkansas Soybean Performance Tests 2016" (2016). *Research Series*. 14.
<https://scholarworks.uark.edu/aaesser/14>

This Report is brought to you for free and open access by the Arkansas Agricultural Experiment Station at ScholarWorks@UARK. It has been accepted for inclusion in Research Series by an authorized administrator of ScholarWorks@UARK. For more information, please contact scholar@uark.edu, ccmiddle@uark.edu.

Arkansas Soybean Performance Tests

2016



R.D. Bond • J.A. Still • D.G. Dombek

UofA
DIVISION OF AGRICULTURE
RESEARCH & EXTENSION
University of Arkansas System

ARKANSAS AGRICULTURAL EXPERIMENT STATION

December 2016

Research Series 640

This publication is available on the internet at: <http://arkansasagnews.uark.edu/1356.htm> and at www.arkansasvarietytesting.com

Technical editing and cover design by Gail Halleck.

Photo Credits: Arkansas Agricultural Experiment Station, University of Arkansas System, Division of Agriculture, Fred Miller.

Arkansas Agricultural Experiment Station, University of Arkansas System Division of Agriculture, Fayetteville. Mark J. Cochran, Vice President for Agriculture; Clarence E. Watson, Associate Vice-President for Agriculture–Research and Director, AAES. UACES750/InddCS6.
The University of Arkansas System Division of Agriculture offers all its Extension and Research programs and services without regard to race, color, sex, gender identity, sexual orientation, national origin, religion, age, disability, marital or veteran status, genetic information, or any other legally protected status, and is an Affirmative Action/Equal Opportunity Employer.

ISSN: 1941-1642 CODEN: AKAMA6

ARKANSAS SOYBEAN PERFORMANCE TESTS

2016

R.D. Bond
J.A. Still
D.G. Dombek

**Arkansas Agricultural Experiment Station
University of Arkansas System
Division of Agriculture
Fayetteville, Arkansas 72701**

ACKNOWLEDGMENTS

The contributions of the following individuals are gratefully acknowledged:

University of Arkansas, Department of Plant Pathology, Fayetteville

Bob Robbins, Professor

John Rupe, Professor

Devany Crippen, Program Associate I

University of Arkansas Agricultural Research and Extension Center, Fayetteville

J.V. Skinner, Center Director

University of Arkansas Cooperative Extension Service, Little Rock

Jeremy Ross, Extension Specialist - Soybeans

Michael Emerson, Extension Program Associate

Northeast Research and Extension Center, Keiser

F.M. Bourland, Center Director

Shawn Lancaster, Program Technician III

The Lon Mann Cotton Research Station, Marianna

Claude Kennedy, Resident Director

Jake Norris, Program Technician

Clayton Treat, Farm Foreman

Southeast Research and Extension Center, Monticello

Kelly Bryant, Center Director

Larry Earnest, Superintendent, Rohwer Research Station

Jace Pace, Program Technician I, Rohwer Research Station

Scott Hayes, Program Technician II, Rohwer Research Station

Rice Research and Extension Center, Stuttgart

Chuck Wilson, Center Director

Jonathan McCoy, Program Technician II

Southwest Research and Extension Center, Hope

T.L. Kirkpatrick, Professor

Kimberly Hurst-Rowe, Program Associate

Vegetable Research Station, Kibler

Dennis Motes, Resident Director

Steve Eaton, Program Associate III

CONTENTS

Introduction.....	5
Methods.....	5
Table 1. Yields of Irrigated, Early Planted, Soybean Varieties and Strains at All Locations, 2016.....	6
Table 2. Performance of Irrigated, Early Planted, Soybean Varieties and Strains, Northeast Research and Extension Center, Keiser, Ark., 2016.....	10
Table 3. Performance of Irrigated, Early Planted, Soybean Varieties and Strains, Lon Mann Cotton Research Station, Marianna, Ark., 2016	15
Table 4. Performance of Irrigated, Early Planted, Soybean Varieties and Strains, Poinsett County, near Weiner, Ark., 2016.....	20
Table 5. Performance of Irrigated, Early Planted, Soybean Varieties and Strains, Rohwer Research Station, Rohwer, Ark., 2016	25
Table 6. Yields of Early Maturity Group IV, Full-Season, Soybean Varieties and Strains at All Locations, 2016.....	30
Table 7. Yields of Mid Maturity Group IV, Full-Season, Soybean Varieties and Strains at All Locations, 2016.....	32
Table 8. Yields of Late Maturity Group IV, Full-Season, Soybean Varieties and Strains at All Locations, 2016.....	34
Table 9. Yields of Early Maturity Group V, Full-Season, Soybean Varieties and Strains at All Locations, 2016	37
Table 10. Yields of Late Maturity Group V, Full-Season, Soybean Varieties and Strains at All Locations, 2016.....	40
Table 11. Performance of Irrigated, Full-Season, Soybean Varieties and Strains, Northeast Research and Extension Center, Keiser, Ark., 2016.....	42
Table 12. Performance of Non-Irrigated, Full-Season, Soybean Varieties and Strains, Northeast Research and Extension Center, Keiser, Ark., 2016.....	50
Table 13. Performance of Irrigated, Full-Season, Soybean Varieties and Strains, Lon Mann Cotton Research Station, Marianna, Ark., 2016	58
Table 14. Performance of Irrigated, Full-Season, Soybean Varieties and Strains, Rice Research and Extension Center, near Stuttgart, Ark., 2016	66
Table 15. Performance of Irrigated, Full-Season, Soybean Varieties and Strains, Rohwer Research Station, Rohwer, Ark., 2016	74
Table 16. Performance of Irrigated, Full-Season, Soybean Varieties and Strains, Vegetable Research Station, Kibler, Ark., 2016.....	82
Participants and Entries in 2016 Soybean Tests	90
Location Map	(inside back cover)

ARKANSAS SOYBEAN PERFORMANCE TESTS¹ 2016

R.D. Bond², J.A. Still³, and D.G. Dombek⁴

INTRODUCTION

Soybean variety and strain performance tests are conducted each year in Arkansas by the University of Arkansas System Division of Agriculture's Arkansas Crop Variety Improvement Program. The tests provide information to companies developing varieties and/or marketing seed within the State, and aid the Arkansas Cooperative Extension Service in formulating variety recommendations for soybean producers.

METHODS

Varieties and strains containing any herbicide tolerance trait(s) were eligible for entry into two types of tests: Early-Planted Tests (EPTs) and Full-Season Tests (FSTs). Entries in the FSTs were also tested in a simulated Double-Crop test. To facilitate field operations and to allow for fairer comparisons between varieties and strains in both types of tests, entries were divided into maturity classes based on information provided by the originating company or institution. Entries in the EPTs were divided into four maturity classes. Entries in the FSTs were divided into five maturity classes. Entries in the "Early", "Mid", and "Late" Group IV EPTs and FSTs had relative maturities ranging from 4.0 to 4.5, 4.6 to 4.7, and 4.8 to 4.9, respectively. Entries in the Group V EPTs had relative maturities ranging from 5.0 to 5.3. Entries in the "Early" and "Late" MG V FSTs had relative maturities ranging from 5.0 to 5.3 and 5.4 to 5.9, respectively. The 2016 soybean performance tests contained 88 EPT entries and 217 FST entries.

The 2016 soybean FSTs were conducted at the Northeast Research and Extension Center (NEREC) at Keiser, the Lon Mann Cotton Research Station (LMCRS) near Marianna, the Rice Research and Extension Center (RREC) near Stuttgart, the Rohwer Research Station (RRS) near Rohwer and the Vegetable Research Station (VRS) near Kibler. The EPTs were established at the NEREC, the RRS, the

LMCRS, and at the Berger Farm, near Weiner, Ark. A test location map can be found inside the back cover.

Within each test, entries were arranged as a randomized complete block design with three or four replications. Plots in all tests were 4 or 5 rows wide depending on between-row spacing and 20-25 feet in length. Seeds were packaged for recommended planting rates and were planted with a cone planter. Specific location and cultural practice information accompany each table.

All rows of each plot were harvested for yield determination, except in the NEREC Irrigated and Non-Irrigated tests, all RREC tests, and all VRS tests where only the interior rows were harvested. Percent moisture was recorded for all harvested seed and plot weights were adjusted to 13% moisture. Plot weights of all tests were converted to yield in bushels per acre (bu/A).

Plots were visually rated for shattering and lodging. Shattering ratings were carried out on border rows according to the following scale:

- | | |
|-------------------|--------------------------|
| 1. No shattering | 4. 9-19% shattered |
| 2. 1-3% shattered | 5. 20% or more shattered |
| 3. 4-8% shattered | |

Lodging ratings were recorded on a scale from 1 to 5 based on the following criteria:

1. Almost all plants erect
2. Either all plants leaning slightly, or a few plants down
3. Either all plants leaning moderately, or 25-50% of the plants down
4. Either all plants leaning considerably, or 50-80% of the plants down
5. All plants down badly

Average plant height was recorded in inches for each plot in the first replication of each test.

Variety Testing Website

This report and other information about variety testing for corn, cotton, grain sorghum, rice, wheat and soybean can be found at www.ArkansasVarietyTesting.com. Disease ratings that do not appear in this or other reports may also be found on this website.

¹Use of products and trade names in this report does not constitute a guarantee or warranty of the products named and does not signify that those products are approved to the exclusion of comparable products.

²Program Associate, Arkansas Agricultural Experiment Station, University of Arkansas, Fayetteville, Ark. 72701.

³Program Technician II, Arkansas Agricultural Experiment Station, University of Arkansas, Fayetteville, Ark. 72701

⁴Program Director, Arkansas Agricultural Experiment Station, University of Arkansas, Fayetteville, Ark. 72701.

Table 1. Yields of Irrigated, Early-Planted, Soybean Varieties and Strains at All Locations, 2016^a.

Variety/Experimental Line	Herbicide	Keiser	Marianna	Poinsett Co.	Rohwer	Silt Loam ^b	All-location
	Tolerance					Average	Average
.....(bu./A).....							
<u>Early Maturity Group IV (RM 4.0 to 4.5)</u>							
Armor 44-D40	Xtend	81.5	77.3	84.9	50.6	70.9	73.5
Asgrow AG 42X6	Xtend	71.0	68.3	66.0	41.7	58.7	61.7
Asgrow AG 44X6	Xtend	79.7	72.3	70.8	56.2	66.4	69.8
Asgrow AG 45X6	Xtend/SR	85.4	73.9	76.3	56.9	69.0	73.1
AvDx-D916	RR1	91.4	76.4	70.8	67.4	71.5	76.5
AvDx-E816	RR1	72.2	63.8	56.7	56.7	59.1	62.3
Delta Grow DG4545 RR2X/STS	Xtend/STS	85.6	74.5	85.1	44.7	68.1	72.5
Delta Grow DG4587 LL/STS	LL	79.5	69.5	84.5	62.0	72.0	73.9
Dyna-Gro 39RY43	RR2	84.1	79.4	69.4	54.9	67.9	72.0
Dyna-Gro S43RY95	RR2	81.5	76.3	70.6	59.5	68.8	72.0
Dyna-Gro S45LL97	LL	81.1	75.0	64.7	61.3	67.0	70.5
Dyna-Gro S45XS37	Xtend/STS	84.5	74.8	81.1	50.4	68.7	72.7
Go Soy 42L16	LL	82.3	62.8	69.1	57.9	63.3	68.0
Go Soy 43L16	LL	84.8	69.6	77.1	54.1	66.9	71.4
GS43R216	RR2	69.8	64.5	60.0	48.8	57.8	60.8
Mycogen 5N406R2	RR2	56.6	52.6	43.7	42.6	46.3	48.9
Mycogen 5N414R2	RR2/STS	78.9	72.5	86.5	53.7	70.9	72.9
Mycogen 5N424R2	RR2/STS	75.0	70.0	71.9	47.6	63.2	66.1
Mycogen 5N433R2	RR2	77.4	71.6	73.3	50.4	65.1	68.2
Progeny P 4211RY	RR2	79.7	72.2	69.2	54.2	65.2	68.8
Progeny P 4247LL	LL	76.6	69.1	68.6	56.0	64.5	67.6
Progeny P 4588RY	RR2	75.7	66.6	58.0	59.7	61.4	65.0
REV [®] 45A46 [™]	RR1	82.3	71.3	73.7	66.1	70.3	73.3
S12-3791	Conv.	76.3	77.6	80.4	57.9	72.0	73.1
GRAND MEAN		78.9	70.9	71.3	54.6	65.6	68.9
LSD (5%)		6.0	5.0	7.1	7.2	6.5	6.3
C.V.		5.5	6.0	7.2	11.2	•	•

Table 1. Yields of Irrigated, Early-Planted, Soybean Varieties and Strains at All Locations, 2016^a, Continued.

Variety/Experimental Line	Herbicide	Keiser	Marianna	Poinsett Co.	Rohwer	Silt Loam ^b	All-location
	Tolerance					Average	Average
.....(bu./A).....							
<u>Mid Maturity Group IV (RM 4.6 to 4.7)</u>							
Armor 46-D08	Xtend	84.7	75.3	80.7	47.9	67.9	72.1
Armor 47-D17	Xtend	83.2	73.0	87.4	42.8	67.7	71.6
Armor 47-R70	RR2	84.2	62.1	69.2	49.4	60.2	66.2
Armor AR4606	RR2	87.6	68.8	57.2	52.2	59.4	66.5
Armor ARX4706	Xtend	86.8	74.6	89.3	46.4	70.1	74.3
Asgrow AG 4632	RR2/SR	91.6	74.7	85.7	48.0	69.5	75.0
Asgrow AG 46X6	Xtend	90.9	64.8	70.4	47.8	61.0	68.5
Asgrow AG 46X7	Xtend	93.3	74.4	85.9	45.9	68.7	74.9
Asgrow AG 47X6	Xtend/SR	83.9	74.7	89.1	43.0	68.9	72.7
Delta Grow DG4670 RR2	RR2	85.1	66.9	79.3	44.7	63.7	69.0
Delta Grow DG4680 RR2	RR2	79.9	67.9	65.5	53.3	62.2	66.7
Delta Grow DG4781 LL	LL	77.7	65.4	76.1	46.5	62.7	66.4
Delta Grow DG4790 RR2	RR2	83.4	60.0	72.2	40.7	57.6	64.1
LG C4615RX	Xtend	76.6	67.8	79.8	56.7	68.1	70.2
Progeny P 4613RYS	RR2/STS	78.2	73.2	85.7	52.9	70.6	72.5
Progeny P 4757RY	RR2	86.2	64.2	73.6	41.1	59.6	66.3
Progeny P 4788RY	RR2	84.8	69.3	74.6	48.2	64.0	69.2
REV [®] 47R34 [™]	RR1	87.0	70.7	60.4	51.4	60.8	67.4
S12-3782	Conv.	84.2	68.1	66.5	54.6	63.0	68.3
GRAND MEAN		84.7	69.3	76.2	48.1	64.5	69.6
LSD (5%)		7.5	4.8	5.1	6.8	5.6	6.1
C.V.		7.5	5.1	5.7	12.0	•	•

Table 1. Yields of Irrigated, Early-Planted, Soybean Varieties and Strains at All Locations, 2016^a, Continued.

Variety/Experimental Line	Herbicide	Keiser	Marianna	Poinsett Co.	Rohwer	Silt Loam ^b	All-location
	Tolerance					Average	Average
.....(bu./A).....							
<u>Late Maturity Group IV (RM 4.8 to 4.9) Continued</u>							
Armor 48-D24	Xtend	79.6	64.6	72.0	36.7	57.8	63.2
Armor 49-D66	Xtend	85.1	67.8	67.0	38.2	57.7	64.5
Armor 49-D90	Xtend	84.0	69.7	84.4	45.4	66.5	70.9
Asgrow AG 48X7	Xtend	75.9	70.2	83.4	48.0	67.2	69.4
Asgrow AG 49X6	Xtend/SR	84.3	64.5	78.9	41.6	61.7	67.3
Delta Grow DG4825 RR2/STS	RR2/STS	86.7	74.2	88.6	48.7	70.5	74.5
Delta Grow DG4845 RR2X	Xtend	84.0	65.1	70.3	46.1	60.5	66.4
Delta Grow DG4855 RR2X/STS	Xtend/STS	81.9	62.2	79.3	52.3	64.6	68.9
Delta Grow DG4880 RR	RR1	79.3	67.1	67.8	46.0	60.3	65.1
Delta Grow DG4940 RR	RR1	75.9	68.5	52.9	66.5	62.6	66.0
Delta Grow DG4967 LL	LL	77.9	68.8	71.5	58.4	66.2	69.1
Delta Grow DG4970 RR	RR1	82.9	67.7	71.7	43.2	60.9	66.4
Delta Grow DG4977 LL/STS	LL	71.0	69.2	77.4	55.6	67.4	68.3
Delta Grow DG4995 RR	RR1	71.3	72.5	44.5	64.0	60.4	63.1
Dyna-Gro S48RS53	RR2/STS	75.2	62.9	81.2	47.2	63.8	66.6
Dyna-Gro S49XS76	Xtend/STS	79.8	61.9	44.7	56.9	54.5	60.8
LG C4845RX	Xtend	81.9	66.4	74.0	45.3	61.9	66.9
LG C4900RX	Xtend	84.6	71.6	72.8	55.8	66.8	71.2
Progeny P 4814LLS	LL/STS	80.9	62.0	75.4	55.2	64.2	68.4
Progeny P 4900RY	RR2	83.9	65.2	66.8	42.3	58.1	64.6
Progeny P 4930LL	LL	90.0	73.6	67.3	58.7	66.5	72.4
REV [®] 48A26 [™]	RR1	88.3	76.5	63.3	54.4	64.7	70.6
REV [®] 48A76 [™]	RR1	90.3	74.2	68.3	51.9	64.8	71.2
REV [®] 48L63 [™]	LL	78.8	69.4	64.3	47.8	60.5	65.1
REV [®] 49L49 [™]	LL	88.7	68.5	72.0	67.5	69.3	74.2
REV [®] 49R94 [™]	RR1	83.5	70.9	64.7	51.2	62.3	67.6
S12-2418	Conv.	89.5	75.8	80.4	55.2	70.5	75.2
USG 7487XTS	Xtend/STS	82.0	70.0	79.2	51.7	67.0	70.7
USG 7497XT	Xtend	78.2	69.7	67.8	58.5	65.4	68.6
USG 74B83RS	RR2/STS	91.4	73.4	86.7	46.5	68.9	74.5
USG 74K95RS	RR2/STS	79.7	63.8	74.3	51.5	63.2	67.3
USG Ellis	Conv.	68.3	51.7	32.5	38.3	40.9	47.7
GRAND MEAN		81.7	68.1	70.2	50.8	63.0	67.7
LSD (5%)		8.1	6.1	6.1	7.6	6.6	7.0
C.V.		8.4	7.6	7.4	12.8	•	•

Table 1. Yields of Irrigated, Early-Planted, Soybean Varieties and Strains at All Locations, 2016^a, Continued.

Variety/Experimental Line	Herbicide	Keiser	Marianna	Poinsett Co.	Rohwer	Silt Loam ^b	All-location
	Tolerance					Average	Average
.....(bu./A).....							
<u>Maturity Group V (RM 5.0 to 5.3)</u>							
AvDx-F216	RR1/STS	82.5	80.7	81.1	57.8	73.2	75.5
Delta Grow DG5067 LL	LL	78.1	73.2	80.0	52.9	68.7	71.1
Delta Grow DG5170 RR2/STS	RR2/STS	94.7	79.8	94.3	59.4	77.8	82.1
Delta Grow DG5230 RR2	RR2	79.2	73.7	46.8	54.8	58.4	63.6
Dyna-Gro S52RY75	RR2	74.9	73.0	55.6	51.6	60.0	63.8
Progeny P 5226RYS	RR2/STS	87.0	84.9	91.9	54.4	77.0	79.5
R09-430	Conv.	75.9	59.5	32.3	50.3	47.4	54.5
S11-20124	Conv.	77.7	68.5	68.8	68.6	68.6	70.9
S12-4718	Conv.	83.4	68.7	59.8	50.1	59.5	65.5
UA 5014C	Conv.	66.9	57.8	34.3	33.7	41.9	48.2
UA 5213C	Conv.	68.7	60.9	53.5	51.2	55.2	58.6
UAX 51010	Conv.	72.3	63.3	46.8	52.6	54.2	58.8
UAX 5102	Conv.	70.8	58.6	50.2	47.5	52.1	56.8
GRAND MEAN		77.8	69.4	61.2	52.7	61.1	65.3
LSD (5%)		8.1	6.2	5.0	7.4	6.2	6.7
C.V.		7.5	7.5	5.8	11.5	•	•

^aKeiser = Northeast Research and Extension Center, Keiser, Ark.

Marianna = Lon Mann Cotton Research Station, Marianna, Ark.

Poinsett Co. = Berger Farm, Weiner, Ark.

Rohwer = Rohwer Research Station, Rohwer, Ark.

^bAverage yields from Marianna, Poinsett Co., and Rohwer.

**Table 2. Performance of Irrigated, Early-Planted, Soybean Varieties and Strains,
Northeast Research and Extension Center, Keiser, Ark., 2016.**

Variety/Experimental Line	2016	2-Year ^a Average	3-Year ^b Average	Maturity Date	Lodging ^c Score	Shatter ^d Score	Plant Height (in.)
.....bu/A.....							
<u>Early Maturity Group IV (RM 4.0 to 4.5)</u>							
AvDx-D916	91.4	•	•	9/10	1.0	1.0	31
Delta Grow DG4545 RR2X/STS	85.6	•	•	9/07	1.3	1.0	28
Asgrow AG 45X6	85.4	•	•	9/11	1.0	1.0	25
Go Soy 43L16	84.8	•	•	9/06	1.0	1.3	26
Dyna-Gro S45XS37	84.5	•	•	9/11	1.0	1.0	34
Dyna-Gro 39RY43	84.1	89.2	90.4	9/06	1.0	1.0	29
Go Soy 42L16	82.3	•	•	9/11	1.0	1.0	32
REV [®] 45A46 [™]	82.3	•	•	9/12	1.0	1.0	31
Dyna-Gro S43RY95	81.5	89.8	87.3	9/12	1.0	1.0	33
Armor 44-D40	81.5	•	•	9/10	1.0	1.0	35
Dyna-Gro S45LL97	81.1	•	•	9/11	1.0	1.0	36
Asgrow AG 44X6	79.7	•	•	9/07	1.0	1.0	29
Progeny P 4211RY	79.7	88.1	86.1	9/13	1.0	1.0	31
Delta Grow DG4587 LL/STS	79.5	85.2	•	9/06	1.0	1.0	30
Mycogen 5N414R2	78.9	•	•	9/12	1.0	1.0	31
Mycogen 5N433R2	77.4	83.4	•	9/10	1.3	1.0	30
Progeny P 4247LL	76.6	•	•	9/06	1.0	1.7	28
S12-3791	76.3	78.3	•	9/11	1.0	1.3	26
Progeny P 4588RY	75.7	•	•	9/12	1.3	1.0	29
Mycogen 5N424R2	75.0	•	•	9/07	1.0	1.0	30
AvDx-E816	72.2	•	•	8/30	1.0	1.0	31
Asgrow AG 42X6	71.0	•	•	9/06	1.0	1.0	30
GS43R216	69.8	•	•	9/06	1.0	1.0	31
Mycogen 5N406R2	56.6	•	•	8/27	1.0	1.3	26
GRAND MEAN	78.9	•	•	9/08	1.0	1.1	30
LSD (5%)	6.0	•	•	•	0.3	0.4	•
C.V.	5.5	•	•	•	18.7	28.6	•

**Table 2. Performance of Irrigated, Early-Planted, Soybean Varieties and Strains,
Northeast Research and Extension Center, Keiser, Ark., 2016, Continued.**

Variety/Experimental Line	2016	2-Year ^a Average	3-Year ^b Average	Maturity Date	Lodging ^c Score	Shatter ^d Score	Plant Height (in.)
.....bu/A.....							
<u>Mid Maturity Group IV (RM 4.6 to 4.7)</u>							
Asgrow AG 46X7	93.3	•	•	9/09	1.0	1.0	32
Asgrow AG 4632	91.6	96.9	95.9	9/10	1.0	1.0	29
Asgrow AG 46X6	90.9	•	•	9/12	1.3	1.0	31
Armor AR4606	87.6	•	•	9/13	1.0	1.0	33
REV® 47R34™	87.0	86.9	87.8	9/11	1.0	1.0	33
Armor ARX4706	86.8	•	•	9/13	1.8	1.0	38
Progeny P 4757RY	86.2	89.0	•	9/12	1.3	1.0	31
Delta Grow DG4670 RR2	85.1	88.0	87.6	9/13	1.0	1.0	32
Progeny P 4788RY	84.8	85.6	88.3	9/12	1.8	1.3	40
Armor 46-D08	84.7	•	•	9/11	1.0	1.0	29
Armor 47-R70	84.2	86.2	•	9/09	1.0	1.0	28
S12-3782	84.2	•	•	9/11	1.0	1.0	36
Asgrow AG 47X6	83.9	•	•	9/11	1.0	1.0	35
Delta Grow DG4790 RR2	83.4	86.6	•	9/11	1.5	1.0	34
Armor 47-D17	83.2	•	•	9/10	1.3	1.0	29
Delta Grow DG4680 RR2	79.9	•	•	9/13	1.0	1.0	33
Progeny P 4613RYS	78.2	80.1	78.3	9/13	1.0	1.0	33
Delta Grow DG4781 LL	77.7	77.1	•	9/13	1.0	1.0	34
LG C4615RX	76.6	•	•	9/11	1.0	1.0	29
GRAND MEAN	84.7	•	•	9/11	1.1	1.0	33
LSD (5%)	7.5	•	•	•	0.4	0.1	•
C.V.	7.5	•	•	•	30.1	11.3	•

**Table 2. Performance of Irrigated, Early-Planted, Soybean Varieties and Strains,
Northeast Research and Extension Center, Keiser, Ark., 2016, Continued.**

Variety/Experimental Line	2016	2-Year ^a Average	3-Year ^b Average	Maturity Date	Lodging ^c Score	Shatter ^d Score	Plant Height (in.)
.....bu/A.....							
<u>Late Maturity Group IV (RM 4.8 to 4.9)</u>							
USG 74B83RS	91.4	90.3	•	9/13	1.0	1.0	25
REV® 48A76™	90.3	•	•	9/11	1.0	1.0	35
Progeny P 4930LL	90.0	80.7	•	9/12	2.3	1.0	41
S12-2418	89.5	•	•	9/14	1.0	1.0	28
REV® 49L49™	88.7	•	•	9/15	2.0	1.0	43
REV® 48A26™	88.3	•	•	9/12	1.0	1.0	28
Delta Grow DG4825 RR2/STS	86.7	85.3	85.3	9/14	1.0	1.0	26
Armor 49-D66	85.1	•	•	9/14	1.3	1.0	45
LG C4900RX	84.6	•	•	9/14	3.0	1.0	47
Asgrow AG 49X6	84.3	•	•	9/13	1.0	1.0	34
Delta Grow DG4845 RR2X	84.0	•	•	9/16	1.0	1.0	31
Armor 49-D90	84.0	•	•	9/14	1.0	1.0	31
Progeny P 4900RY	83.9	85.8	86.6	9/13	1.0	1.0	24
REV® 49R94™	83.5	85.7	86.2	9/12	1.0	1.0	31
Delta Grow DG4970 RR	82.9	82.0	82.6	9/12	1.8	1.0	36
USG 7487XTS	82.0	•	•	9/11	1.0	1.0	32
LG C4845RX	81.9	•	•	9/12	1.0	1.0	28
Delta Grow DG4855 RR2X/STS	81.9	•	•	9/12	1.0	1.0	35
Progeny P 4814LLS	80.9	72.8	•	9/13	1.8	1.0	36
Dyna-Gro S49XS76	79.8	•	•	9/16	1.0	1.0	30
USG 74K95RS	79.7	79.7	•	9/10	1.0	1.0	33
Armor 48-D24	79.6	•	•	9/10	1.0	1.0	30
Delta Grow DG4880 RR	79.3	78.1	78.1	9/12	1.5	1.0	28
REV® 48L63™	78.8	•	•	9/14	1.0	1.0	37
USG 7497XT	78.2	•	•	9/15	2.5	1.5	50
Delta Grow DG4967 LL	77.9	73.1	76.7	9/15	2.5	1.0	31
Delta Grow DG4940 RR	75.9	73.1	75.0	9/15	1.3	1.0	36
Asgrow AG 48X7	75.9	•	•	9/09	1.3	1.0	47
Dyna-Gro S48RS53	75.2	80.1	82.4	9/11	1.0	1.0	31
Delta Grow DG4995 RR	71.3	72.3	•	9/16	1.0	1.0	30
Delta Grow DG4977 LL/STS	71.0	66.2	•	9/15	2.5	1.5	29
USG Ellis	68.3	71.1	•	9/15	1.0	1.0	24
GRAND MEAN	81.7	•	•	9/13	1.4	1.0	34
LSD (5%)	8.1	•	•	•	0.5	0.3	•
C.V.	8.4	•	•	•	33.2	23.8	•

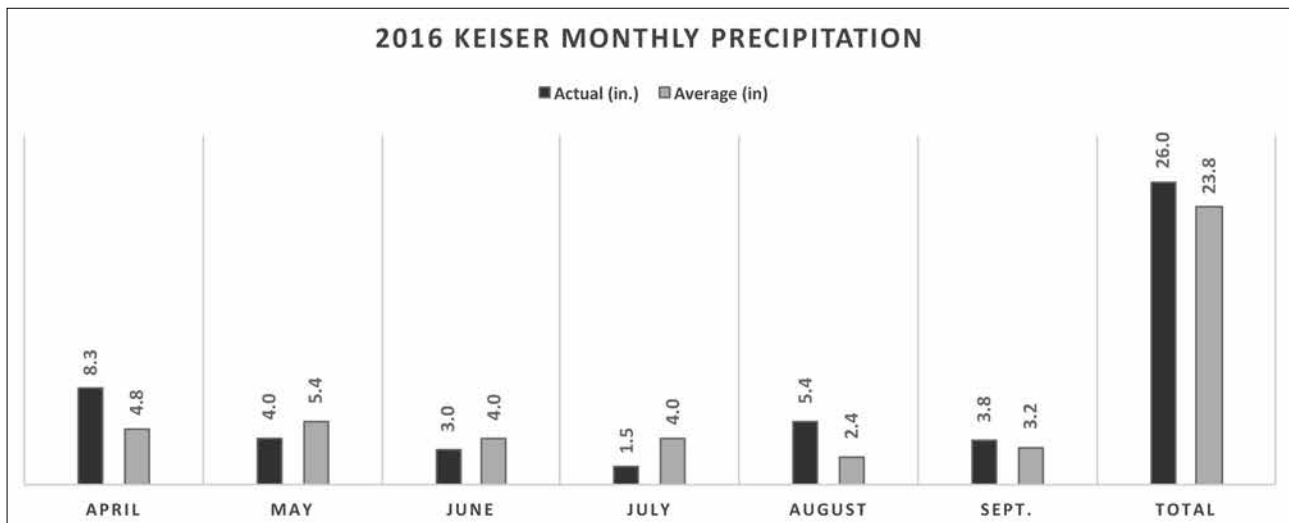
**Table 2. Performance of Irrigated, Early-Planted, Soybean Varieties and Strains,
Northeast Research and Extension Center, Keiser, Ark., 2016, Continued.**

Variety/Experimental Line	2016	2-Year ^a Average	3-Year ^b Average	Maturity Date	Lodging ^c Score	Shatter ^d Score	Plant Height (in.)
.....bu/A.....							
<u>Maturity Group V (RM 5.0 to 5.3)</u>							
Delta Grow DG5170 RR2/STS	94.7	86.8	•	9/15	1.0	1.0	37
Progeny P 5226RYS	87.0	84.9	•	9/16	1.0	1.0	30
S12-4718	83.4	•	•	9/18	1.0	1.0	33
AvDx-F216	82.5	•	•	9/14	1.0	1.0	36
Delta Grow DG5230 RR2	79.2	76.7	79.9	9/16	1.0	1.0	24
Delta Grow DG5067 LL	78.1	75.6	80.2	9/16	3.0	1.0	44
S11-20124	77.7	74.1	•	9/17	2.0	1.0	24
R09-430	75.9	72.9	•	9/15	1.0	1.0	34
Dyna-Gro S52RY75	74.9	79.2	•	9/15	1.0	1.0	31
UAX 51010	72.3	•	•	9/16	1.0	1.0	24
UAX 5102	70.8	•	•	9/17	1.0	1.0	28
UA 5213C	68.7	69.1	•	9/17	1.0	1.0	36
UA 5014C	66.9	72.1	73.7	9/17	1.0	1.0	23
GRAND MEAN	77.8	•	•	9/16	1.2	1.0	31
LSD (5%)	8.1	•	•	•	0.4	•	•
C.V.	7.5	•	•	•	22.5	•	•

^a Average Yield from 2015 and 2016.^b Average Yield from 2014, 2015, and 2016.^c 1 = Almost all plants erect. 2 = Either all plants leaning slightly, or a few plants down. 3 = Either all plants leaning moderately, or 25-50% of plants down. 4 = Either all plants leaning considerably, or 50-80% of plants down. 5 = All plants down badly.^d 1 = No shattering. 2 = 1-3% shattered. 3 = 4-8% shattered. 4 = 9-19% shattered 5 = 20% or more shattered.

Table 2. Performance of Irrigated, Early-Planted, Soybean Varieties and Strains, Northeast Research and Extension Center, Keiser, Ark., 2016, Continued.

Soil Series:	Sharkey clay	Herbicide Application(s):	Valor + Liberty Prefix	April 13 May 5
Previous Crop:	Cotton	Harvest Date(s):	Early MG 4 Mid MG 4 Late MG 4 MG 5	Sept. 23 Sept. 23 Sept. 23 Sept. 23
Row Width:	38" twin-row			
Planting Date:	April 13			
Irrigation Date(s):	June 14, 22, 29 July 7, 26 August 8			



**Table 3. Performance of Irrigated, Early-Planted, Soybean Varieties and Strains,
Lon Mann Cotton Research Station, Marianna, Ark., 2016.**

Variety/Experimental Line	2016	2-Year ^a Average	3-Year ^b Average
	bu/A.....	
<u>Early Maturity Group IV (RM 4.0 to 4.5)</u>			
Dyna-Gro 39RY43	79.4	77.8	76.8
S12-3791	77.6	71.7	•
Armor 44-D40	77.3	•	•
AvDx-D916	76.4	•	•
Dyna-Gro S43RY95	76.3	74.5	•
Dyna-Gro S45LL97	75.0	•	•
Dyna-Gro S45XS37	74.8	•	•
Delta Grow DG4545 RR2X/STS	74.5	•	•
Asgrow AG 45X6	73.9	•	•
Mycogen 5N414R2	72.5	•	•
Asgrow AG 44X6	72.3	•	•
Progeny P 4211RY	72.2	73.3	68.7
Mycogen 5N433R2	71.6	72.3	•
REV [®] 45A46 [™]	71.3	•	•
Mycogen 5N424R2	70.0	•	•
Go Soy 43L16	69.6	•	•
Delta Grow DG4587 LL/STS	69.5	72.4	•
Progeny P 4247LL	69.1	•	•
Asgrow AG 42X6	68.3	•	•
Progeny P 4588RY	66.6	•	•
GS43R216	64.5	•	•
AvDx-E816	63.8	•	•
Go Soy 42L16	62.8	•	•
Mycogen 5N406R2	52.6	•	•
GRAND MEAN	70.9	•	•
LSD (5%)	5.0	•	•
C.V.	6.0	•	•

**Table 3. Performance of Irrigated, Early-Planted, Soybean Varieties and Strains,
Lon Mann Cotton Research Station, Marianna, Ark., 2016, Continued.**

Variety/Experimental Line	2016	2-Year ^a Average	3-Year ^b Average
	bu/A.....	
<u>Mid Maturity Group IV (RM 4.6 to 4.7)</u>			
Armor 46-D08	75.3	•	•
Asgrow AG 4632	74.7	68.4	65.3
Asgrow AG 47X6	74.7	•	•
Armor ARX4706	74.6	•	•
Asgrow AG 46X7	74.4	•	•
Progeny P 4613RYS	73.2	58.8	•
Armor 47-D17	73.0	•	•
REV [®] 47R34™	70.7	70.8	68.1
Progeny P 4788RY	69.3	65.6	•
Armor AR4606	68.8	•	•
S12-3782	68.1	•	•
Delta Grow DG4680 RR2	67.9	•	•
LG C4615RX	67.8	•	•
Delta Grow DG4670 RR2	66.9	63.6	62.7
Delta Grow DG4781 LL	65.4	62.0	•
Asgrow AG 46X6	64.8	•	•
Progeny P 4757RY	64.2	62.5	•
Armor 47-R70	62.1	65.1	•
Delta Grow DG4790 RR2	60.0	59.1	•
GRAND MEAN	69.3	•	•
LSD (5%)	4.8	•	•
C.V.	5.1	•	•

**Table 3. Performance of Irrigated, Early-Planted, Soybean Varieties and Strains,
Lon Mann Cotton Research Station, Marianna, Ark., 2016, Continued.**

Variety/Experimental Line	2016	2-Year ^a Average	3-Year ^b Average
	bu/A.....	
<u>Late Maturity Group IV (RM 4.8 to 4.9)</u>			
REV® 48A26™	76.5	•	•
S12-2418	75.8	•	•
Delta Grow DG4825 RR2/STS	74.2	66.1	66.1
REV® 48A76™	74.2	•	•
Progeny P 4930LL	73.6	60.1	•
USG 74B83RS	73.4	67.2	•
Delta Grow DG4995 RR	72.5	67.8	•
LG C4900RX	71.6	•	•
REV® 49R94™	70.9	65.1	•
Asgrow AG 48X7	70.2	•	•
USG 7487XTS	70.0	•	•
USG 7497XT	69.7	•	•
Armor 49-D90	69.7	•	•
REV® 48L63™	69.4	•	•
Delta Grow DG4977 LL/STS	69.2	57.2	•
Delta Grow DG4967 LL	68.8	60.4	•
Delta Grow DG4940 RR	68.5	65.0	63.8
REV® 49L49™	68.5	•	•
Armor 49-D66	67.8	•	•
Delta Grow DG4970 RR	67.7	61.7	56.4
Delta Grow DG4880 RR	67.1	63.0	64.3
LG C4845RX	66.4	•	•
Progeny P 4900RY	65.2	60.1	60.7
Delta Grow DG4845 RR2X	65.1	•	•
Armor 48-D24	64.6	•	•
Asgrow AG 49X6	64.5	•	•
USG 74K95RS	63.8	59.5	•
Dyna-Gro S48RS53	62.9	60.8	61.8
Delta Grow DG4855 RR2X/STS	62.2	•	•
Progeny P 4814LLS	62.0	55.3	•
Dyna-Gro S49XS76	61.9	•	•
USG Ellis	51.7	51.0	•
GRAND MEAN	68.1	•	•
LSD (5%)	6.1	•	•
C.V.	7.6	•	•

**Table 3. Performance of Irrigated, Early-Planted, Soybean Varieties and Strains,
Lon Mann Cotton Research Station, Marianna, Ark., 2016, Continued.**

Variety/Experimental Line	2016	2-Year ^a Average	3-Year ^c Average
	bu/A.....	
<u>Maturity Group V (RM 5.0 to 5.3)</u>			
Progeny P 5226RYS	84.9	77.1	•
AvDx-F216	80.7	•	•
Delta Grow DG5170 RR2/STS	79.8	71.7	•
Delta Grow DG5230 RR2	73.7	66.6	•
Delta Grow DG5067 LL	73.2	63.1	•
Dyna-Gro S52RY75	73.0	67.3	•
S12-4718	68.7	•	•
S11-20124	68.5	64.8	•
UAX 51010	63.3	•	•
UA 5213C	60.9	52.4	•
R09-430	59.5	54.3	•
UAX 5102	58.6	•	•
UA 5014C	57.8	55.1	•
GRAND MEAN	69.4	•	•
LSD (5%)	6.2	•	•
C.V.	7.5	•	•

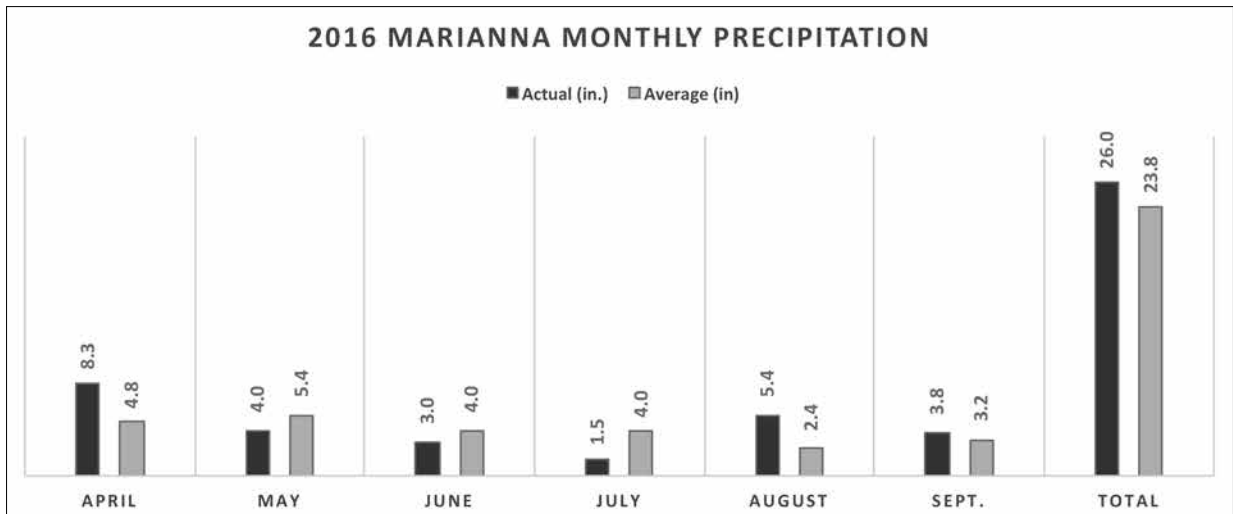
^aAverage Yield from 2015 and 2016.

^bAverage Yield from 2013, 2015, and 2016.

^cThere were no 3-year averages for the MG V test.

Table 3. Performance of Irrigated, Early-Planted, Soybean Varieties and Strains, Lon Mann Cotton Research Station, Marianna, Ark., 2016, Continued.

Soil Series:	Calloway silt loam	Pre-Plant Fertilizer:	100 lb/A 0-0-60	March 29
Previous Crop:	Cotton	Herbicide Application(s):	Valor + Dual Magnum	April 18
Row Width:	38" twin-row		Flexstar + Classic	June 8
Planting Date:	April 18		Select	June 13
Irrigation Date(s):	June 24		Flexstar + Dual Magnum	June 23
	July 15, 22	Harvest Date(s):	Early MG 4	Sept. 26
	August 4, 26		Mid MG 4	Sept. 26
			Late MG 4	Sept. 26
			MG 5	Sept. 26



**Table 4. Performance of Irrigated, Early-Planted, Soybean Varieties and Strains,
Poinsett County, Ark., 2016.**

Variety/Experimental Line	2016	2-Year ^a Average	3-Year ^b Average	Lodging ^e Score	Shatter ^f Score	Plant Height (in.)
.....bu/A.....						
<u>Early Maturity Group IV (RM 4.0 to 4.5)</u>						
Mycogen 5N414R2	86.5	•	•	1.0	1.7	28
Delta Grow DG4545 RR2X/STS	85.1	•	•	1.0	1.0	34
Armor 44-D40	84.9	•	•	1.0	1.0	35
Delta Grow DG4587 LL/STS	84.5	84.2	•	1.0	2.0	31
Dyna-Gro S45XS37	81.1	•	•	1.0	1.0	33
S12-3791	80.4	68.9	•	1.0	2.7	28
Go Soy 43L16	77.1	•	•	1.0	2.0	26
Asgrow AG 45X6	76.3	•	•	1.0	1.0	26
REV [®] 45A46 [™]	73.7	•	•	1.0	1.0	29
Mycogen 5N433R2	73.3	79.5	•	1.0	1.0	26
Mycogen 5N424R2	71.9	•	•	1.0	1.7	26
Asgrow AG 44X6	70.8	•	•	1.0	1.0	27
AvDx-D916	70.8	•	•	1.0	1.0	24
Dyna-Gro S43RY95	70.6	81.1	81.0	1.0	1.0	26
Dyna-Gro 39RY43	69.4	83.6	77.5	1.0	1.0	24
Progeny P 4211RY	69.2	76.1	70.2	1.0	1.0	21
Go Soy 42L16	69.1	•	•	1.0	1.0	26
Progeny P 4247LL	68.6	•	•	1.0	1.0	26
Asgrow AG 42X6	66.0	•	•	1.0	1.0	22
Dyna-Gro S45LL97	64.7	•	•	1.0	1.0	26
GS43R216	60.0	•	•	1.0	1.7	23
Progeny P 4588RY	58.0	•	•	1.0	2.0	24
AvDx-E816	56.7	•	•	1.0	1.3	25
Mycogen 5N406R2	43.7	•	•	1.0	2.0	19
GRAND MEAN	71.3	•	•	1.0	1.3	26
LSD (5%)	7.1	•	•	•	0.5	•
C.V.	7.2	•	•	•	29.8	•

**Table 4. Performance of Irrigated, Early-Planted, Soybean Varieties and Strains,
Poinsett County, Ark., 2016, Continued.**

Variety/Experimental Line	2016	2-Year ^a Average	3-Year ^b Average	Lodging ^e Score	Shatter ^f Score	Plant Height (in.)
.....bu/A.....						
<u>Mid Maturity Group IV (RM 4.6 to 4.7)</u>						
Armor ARX4706	89.3	•	•	1.0	1.5	38
Asgrow AG 47X6	89.1	•	•	1.0	1.0	33
Armor 47-D17	87.4	•	•	1.0	1.3	33
Asgrow AG 46X7	85.9	•	•	1.0	1.0	31
Asgrow AG 4632	85.7	89.5	88.7	1.0	1.0	28
Progeny P 4613RYS	85.7	73.2	79.7	1.0	1.5	33
Armor 46-D08	80.7	•	•	1.0	1.3	32
LG C4615RX	79.8	•	•	1.0	1.0	36
Delta Grow DG4670 RR2	79.3	89.2	88.6	1.0	1.0	30
Delta Grow DG4781 LL	76.1	88.6	•	1.0	1.0	26
Progeny P 4788RY	74.6	82.5	82.2	1.0	1.0	32
Progeny P 4757RY	73.6	80.2	•	1.0	1.3	25
Delta Grow DG4790 RR2	72.2	81.3	•	1.0	1.0	26
Asgrow AG 46X6	70.4	•	•	1.0	1.0	25
Armor 47-R70	69.2	81.0	•	1.0	1.0	24
S12-3782	66.5	•	•	1.0	1.8	29
Delta Grow DG4680 RR2	65.5	•	•	1.0	1.0	23
REV [®] 47R34 [™]	60.4	65.1	72.0	1.0	1.3	26
Armor AR4606	57.2	•	•	1.0	1.3	22
GRAND MEAN	76.2	•	•	1.0	1.2	29
LSD (5%)	5.1	•	•	•	0.4	•
C.V.	5.7	•	•	•	32.7	•

**Table 4. Performance of Irrigated, Early-Planted, Soybean Varieties and Strains,
Poinsett County, Ark., 2016, Continued.**

Variety/Experimental Line	2016	2-Year ^a Average	3-Year ^b Average	Lodging ^e Score	Shatter ^f Score	Plant Height (in.)
.....bu/A.....						
<u>Late Maturity Group IV (RM 4.8 to 4.9)</u>						
Delta Grow DG4825 RR2/STS	88.6	88.0	83.6	1.0	1.0	29
USG 74B83RS	86.7	86.9	•	1.0	1.0	30
Armor 49-D90	84.4	•	•	1.0	1.0	32
Asgrow AG 48X7	83.4	•	•	1.0	1.0	36
Dyna-Gro S48RS53	81.2	89.5	90.4	1.0	1.3	36
S12-2418	80.4	•	•	1.0	2.0	28
Delta Grow DG4855 RR2X/STS	79.3	•	•	1.0	1.3	35
USG 7487XTS	79.2	•	•	1.0	1.0	35
Asgrow AG 49X6	78.9	•	•	1.0	1.0	27
Delta Grow DG4977 LL/STS	77.4	78.7	•	1.0	1.0	36
Progeny P 4814LLS	75.4	60.1	•	1.0	1.0	37
USG 74K95RS	74.3	84.8	•	1.0	1.0	35
LG C4845RX	74.0	•	•	1.0	1.0	25
LG C4900RX	72.8	•	•	1.0	1.0	37
Armor 48-D24	72.0	•	•	1.0	1.0	27
REV [®] 49L49 [™]	72.0	•	•	1.0	1.3	32
Delta Grow DG4970 RR	71.7	78.1	79.5	1.0	1.3	31
Delta Grow DG4967 LL	71.5	79.6	86.5	1.0	1.0	38
Delta Grow DG4845 RR2X	70.3	•	•	1.0	1.0	24
REV [®] 48A76 [™]	68.3	•	•	1.0	1.0	26
Delta Grow DG4880 RR	67.8	76.1	74.9	1.0	1.0	25
USG 7497XT	67.8	•	•	1.0	1.0	29
Progeny P 4930LL	67.3	76.4	•	1.0	1.0	32
Armor 49-D66	67.0	•	•	1.0	1.0	30
Progeny P 4900RY	66.8	74.9	77.6	1.0	1.0	23
REV [®] 49R94 [™]	64.7	77.2	80.1	1.0	1.0	25
REV [®] 48L63 [™]	64.3	•	•	1.0	1.5	27
REV [®] 48A26 [™]	63.3	•	•	1.0	1.0	21
Delta Grow DG4940 RR	52.9	71.4	78.4	1.0	1.0	19
Dyna-Gro S49XS76	44.7	•	•	1.0	1.0	16
Delta Grow DG4995 RR	44.5	59.2	•	1.0	1.0	16
USG Ellis	32.5	46.9	•	1.0	1.0	12
GRAND MEAN	70.2	•	•	1.0	1.1	28
LSD (5%)	6.1	•	•	•	0.3	•
C.V.	7.4	•	•	•	22.5	•

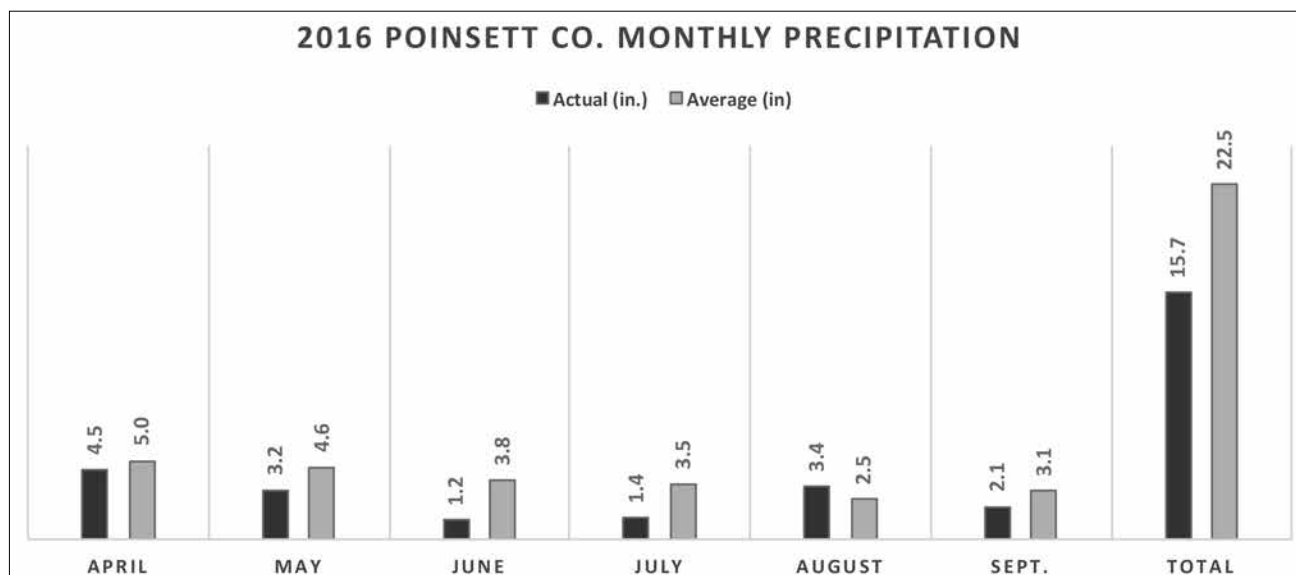
Table 4. Performance of Irrigated, Early-Planted, Soybean Varieties and Strains, Poinsett County, Ark., 2016, Continued.

Variety/Experimental Line	2016	2-Year ^c Average	3-Year ^d Average	Lodging ^e Score	Shatter ^f Score	Plant Height (in.)
.....bu/A.....						
<u>Maturity Group V (RM 5.0 to 5.3)</u>						
Delta Grow DG5170 RR2/STS	94.3	•	•	1.0	1.0	36
Progeny P 5226RYS	91.9	•	•	1.0	1.0	32
AvDx-F216	81.1	•	•	1.0	1.0	23
Delta Grow DG5067 LL	80.0	94.7	•	1.0	1.0	33
S11-20124	68.8	66.0	•	1.0	1.0	20
S12-4718	59.8	•	•	1.0	1.0	15
Dyna-Gro S52RY75	55.6	•	•	1.0	1.0	16
UA 5213C	53.5	•	•	1.0	1.0	15
UAX 5102	50.2	•	•	1.0	1.0	15
Delta Grow DG5230 RR2	46.8	64.4	•	1.0	1.0	15
UAX 51010	46.8	•	•	1.0	1.0	12
UA 5014C	34.3	43.5	50.8	1.0	1.0	12
R09-430	32.3	•	•	1.0	1.0	10
GRAND MEAN	61.2	•	•	1.0	1.0	20
LSD (5%)	5.0	•	•	•	•	•
C.V.	5.8	•	•	•	•	•

^aAverage Yield of all MG 4 tests from 2015 and 2016.^bAverage Yield of all MG 4 tests from 2014, 2015, and 2016.^cAverage Yield of MG 5 test from 2014, and 2016.^dAverage Yield of MG 5 test from 2012, 2014, and 2016.^e1 = Almost all plants erect. 2 = Either all plants leaning slightly, or a few plants down. 3 = Either all plants leaning moderately, or 25-50% of plants down. 4 = Either all plants leaning considerably, or 50-80% of plants down. 5 = All plants down badly.^f1 = No shattering. 2 = 1-3% shattered. 3 = 4-8% shattered. 4 = 9-19% shattered 5 = 20% or more shattered.

Table 4. Performance of Irrigated, Early-Planted, Soybean Varieties and Strains, Poinsett County, Ark., 2016^a, Continued.

Soil Series:	Hilleman silt loam	Herbicide Application(s):	Valor + metribuzin + Prowl	May 6
Previous Crop:	Rice		Flexstar + clethodim	applied twice
Row Width:	15"		Basagran	applied once
Planting Date:	May 6	Fungicide Application(s):	Quadris	applied once
Irrigation Date(s):	Irrigated 5 times	Insecticide Application(s):	Karate	applied once
Fertilizer Application(s):	1 Ton/A chicken litter + 0-30-60 applied once	Harvest Date(s):	Early MG 4	Oct. 5
			Mid MG 4	Oct. 5
			Late MG 4	Oct. 6
			MG 5	Oct. 6



Arkansas Soybean Performance Tests 2016

Table 5. Performance of Irrigated, Early-Planted, Soybean Varieties and Strains, Rohwer Research Station, Rohwer, Ark., 2016.

Variety/Experimental Line	2016	2-Year ^a Average	3-Year ^b Average	Maturity Date	Lodging ^c Score	Shatter ^d Score	Plant Height (in.)
.....bu/A.....							
<u>Early Maturity Group IV (RM 4.0 to 4.5)</u>							
AvDx-D916	67.4	•	•	8/24	1.0	1.0	26
REV® 45A46™	66.1	•	•	8/22	1.0	1.0	22
Delta Grow DG4587 LL/STS	62.0	57.3	•	8/19	1.0	1.0	25
Dyna-Gro S45LL97	61.3	•	•	8/24	1.0	1.0	20
Progeny P 4588RY	59.7	•	•	8/19	1.0	1.0	26
Dyna-Gro S43RY95	59.5	62.4	67.3	8/19	1.0	1.0	34
S12-3791	57.9	57.8	•	8/22	1.0	1.0	37
Go Soy 42L16	57.9	•	•	8/19	1.0	1.0	25
Asgrow AG 45X6	56.9	•	•	8/15	1.0	1.0	27
AvDx-E816	56.7	•	•	8/10	1.0	1.0	29
Asgrow AG 44X6	56.2	•	•	8/12	1.0	1.0	27
Progeny P 4247LL	56.0	•	•	8/15	1.0	1.0	28
Dyna-Gro 39RY43	54.9	61.3	68.6	8/15	1.0	1.0	25
Progeny P 4211RY	54.2	57.9	65.1	8/12	1.0	1.0	21
Go Soy 43L16	54.1	•	•	8/10	1.0	1.0	23
Mycogen 5N414R2	53.7	•	•	8/12	1.0	1.0	30
Armor 44-D40	50.6	•	•	8/19	1.0	1.0	25
Mycogen 5N433R2	50.4	56.1	•	8/15	1.0	1.0	28
Dyna-Gro S45XS37	50.4	•	•	8/24	1.0	1.0	24
GS43R216	48.8	•	•	8/12	1.0	1.0	22
Mycogen 5N424R2	47.6	•	•	8/12	1.0	1.0	22
Delta Grow DG4545 RR2X/STS	44.7	•	•	8/22	1.0	1.0	22
Mycogen 5N406R2	42.6	•	•	8/05	1.0	1.0	22
Asgrow AG 42X6	41.7	•	•	8/12	1.0	1.0	26
GRAND MEAN	54.6	•	•	8/16	1.0	1.0	26
LSD (5%)	7.2	•	•	•	•	•	•
C.V.	11.2	•	•	•	•	•	•

**Table 5. Performance of Irrigated, Early-Planted, Soybean Varieties and Strains,
Rohwer Research Station, Rohwer, Ark., 2016, Continued.**

Variety/Experimental Line	2016	2-Year ^a Average	3-Year ^b Average	Maturity Date	Lodging ^c Score	Shatter ^d Score	Plant Height (in.)
.....bu/A.....							
<u>Mid Maturity Group IV (RM 4.6 to 4.7)</u>							
LG C4615RX	56.7	•	•	8/24	1.0	1.0	26
S12-3782	54.6	•	•	8/22	1.0	1.0	26
Delta Grow DG4680 RR2	53.3	•	•	8/12	1.0	1.0	21
Progeny P 4613RYS	52.9	47.1	56.7	8/19	1.0	1.0	24
Armor AR4606	52.2	•	•	8/19	1.0	1.0	22
REV® 47R34™	51.4	59.5	66.0	8/17	1.0	1.0	25
Armor 47-R70	49.4	56.9	•	8/19	1.0	1.0	23
Progeny P 4788RY	48.2	57.4	65.8	8/19	1.0	1.0	26
Asgrow AG 4632	48.0	61.7	67.9	8/17	1.0	1.0	23
Armor 46-D08	47.9	•	•	8/22	1.0	1.0	21
Asgrow AG 46X6	47.8	•	•	8/19	1.0	1.0	20
Delta Grow DG4781 LL	46.5	53.7	•	8/22	1.0	1.0	26
Armor ARX4706	46.4	•	•	8/24	1.0	1.0	25
Asgrow AG 46X7	45.9	•	•	8/19	1.0	1.0	24
Delta Grow DG4670 RR2	44.7	54.3	61.0	8/19	1.0	1.0	26
Asgrow AG 47X6	43.0	•	•	8/15	1.0	1.0	23
Armor 47-D17	42.8	•	•	8/19	1.0	1.0	22
Progeny P 4757RY	41.1	56.2	•	8/15	1.0	1.0	19
Delta Grow DG4790 RR2	40.7	52.0	•	8/19	1.0	1.0	25
GRAND MEAN	48.1	•	•	8/19	1.0	1.0	24
LSD (5%)	6.8	•	•	•	•	•	•
C.V.	12.0	•	•	•	•	•	•

Arkansas Soybean Performance Tests 2016

Table 5. Performance of Irrigated, Early-Planted, Soybean Varieties and Strains, Rohwer Research Station, Rohwer, Ark., 2016, Continued.

Variety/Experimental Line	2016	2-Year ^a Average	3-Year ^b Average	Maturity Date	Lodging ^c Score	Shatter ^d Score	Plant Height (in.)
.....bu/A.....							
<u>Late Maturity Group IV (RM 4.8 to 4.9)</u>							
REV [®] 49L49 [™]	67.5	•	•	9/05	2.0	1.0	40
Delta Grow DG4940 RR	66.5	62.8	63.9	9/05	2.0	1.0	31
Delta Grow DG4995 RR	64.0	66.5	•	8/24	1.0	1.0	24
Progeny P 4930LL	58.7	53.8	•	9/05	2.3	1.0	37
USG 7497XT	58.5	•	•	9/05	2.8	1.0	34
Delta Grow DG4967 LL	58.4	52.9	56.5	9/05	2.8	1.0	43
Dyna-Gro S49XS76	56.9	•	•	8/30	1.0	1.0	21
LG C4900RX	55.8	•	•	9/05	2.3	1.0	40
Delta Grow DG4977 LL/STS	55.6	50.2	•	9/05	3.3	1.0	39
S12-2418	55.2	•	•	8/24	1.0	1.0	25
Progeny P 4814LLS	55.2	56.6	•	8/24	2.3	1.0	30
REV [®] 48A26 [™]	54.4	•	•	8/17	1.0	1.0	28
Delta Grow DG4855 RR2X/STS	52.3	•	•	8/24	1.0	1.0	22
REV [®] 48A76 [™]	51.9	•	•	8/22	1.0	1.0	25
USG 7487XTS	51.7	•	•	8/24	1.0	1.0	23
USG 74K95RS	51.5	51.3	•	8/22	1.0	1.0	22
REV [®] 49R94 [™]	51.2	60.5	65.9	8/22	1.0	1.0	24
Delta Grow DG4825 RR2/STS	48.7	53.7	59.5	8/22	1.0	1.0	22
Asgrow AG 48X7	48.0	•	•	8/24	1.0	1.0	23
REV [®] 48L63 [™]	47.8	•	•	8/19	1.0	1.0	27
Dyna-Gro S48RS53	47.2	54.5	60.1	8/22	1.0	1.0	23
USG 74B83RS	46.5	53.0	•	8/19	1.0	1.0	22
Delta Grow DG4845 RR2X	46.1	•	•	8/24	1.0	1.0	19
Delta Grow DG4880 RR	46.0	52.5	58.6	8/22	1.0	1.0	25
Armor 49-D90	45.4	•	•	8/22	1.0	1.0	19
LG C4845RX	45.3	•	•	8/22	1.0	1.0	17
Delta Grow DG4970 RR	43.2	53.5	59.9	8/22	1.0	1.0	29
Progeny P 4900RY	42.3	51.5	58.3	8/15	1.0	1.0	18
Asgrow AG 49X6	41.6	•	•	8/19	1.0	1.0	17
USG Ellis	38.3	46.0	•	9/05	1.0	1.0	16
Armor 49-D66	38.2	•	•	8/22	1.0	1.0	22
Armor 48-D24	36.7	•	•	8/24	1.0	1.0	20
GRAND MEAN	50.8	•	•	8/25	1.4	1.0	26
LSD (5%)	7.6	•	•	•	0.4	•	•
C.V.	12.8	•	•	•	26.4	•	•

Table 5. Performance of Irrigated, Early-Planted, Soybean Varieties and Strains, Rohwer Research Station, Rohwer, Ark., 2016, Continued.

Variety/Experimental Line	2016	2-Year ^a Average	3-Year ^b Average	Maturity Date	Lodging ^c Score	Shatter ^d Score	Plant Height (in.)
.....bu/A.....							
<u>Maturity Group V (RM 5.0 to 5.3)</u>							
S11-20124	68.6	•	•	9/05	1.0	1.0	30
Delta Grow DG5170 RR2/STS	59.4	60.0	•	9/05	1.0	1.0	28
AvDx-F216	57.8	•	•	9/05	1.0	1.0	29
Delta Grow DG5230 RR2	54.8	56.1	58.8	9/05	1.0	1.0	23
Progeny P 5226RYS	54.4	56.7	•	9/05	1.0	1.0	32
Delta Grow DG5067 LL	52.9	53.1	59.0	9/05	1.0	1.0	39
UAX 51010	52.6	•	•	9/05	1.0	1.0	22
Dyna-Gro S52RY75	51.6	53.1	•	9/05	1.0	1.0	29
UA 5213C	51.2	46.8	•	9/05	1.0	1.0	28
R09-430	50.3	51.6	•	9/05	1.0	1.0	23
S12-4718	50.1	•	•	9/05	1.0	1.0	22
UAX 5102	47.5	•	•	9/05	1.0	1.0	19
UA 5014C	33.7	43.4	53.9	9/01	1.0	1.0	22
GRAND MEAN	52.7	•	•	9/04	1.0	1.0	27
LSD (5%)	7.4	•	•	•	•	•	•
C.V.	11.5	•	•	•	•	•	•

^aAverage Yield from 2015 and 2016.

^bAverage Yield from 2014, 2015, and 2016.

^c1 = Almost all plants erect. 2 = Either all plants leaning slightly, or a few plants down. 3 = Either all plants leaning moderately, or 25-50% of plants down. 4 = Either all plants leaning considerably, or 50-80% of plants down. 5 = All plants down badly.

^d1 = No shattering. 2 = 1-3% shattered. 3 = 4-8% shattered. 4 = 9-19% shattered 5 = 20% or more shattered.

Table 5. Performance of Irrigated, Early-Planted, Soybean Varieties and Strains, Rohwer Research Station, Rohwer, Ark., 2016, Continued.

Soil Series:	Desha silt loam	Fertilizer Application(s):	120 lbs/A 0-0-60	April 8
Soil pH:	7.0	Herbicide Application(s):	Dual Magnum + Sharpen Prefix	April 8 May 13
Previous Crop:	Soybean	Harvest Date(s):	Early MG 4	August 31
Row Width:	38" twin-row		Mid MG 4	August 31
Planting Date:	April 7		Late MG 4	Sept. 16
Irrigation Date(s):	May 26 June 14, 23, 30 July 13, 28 August 4		MG 5	Sept. 16

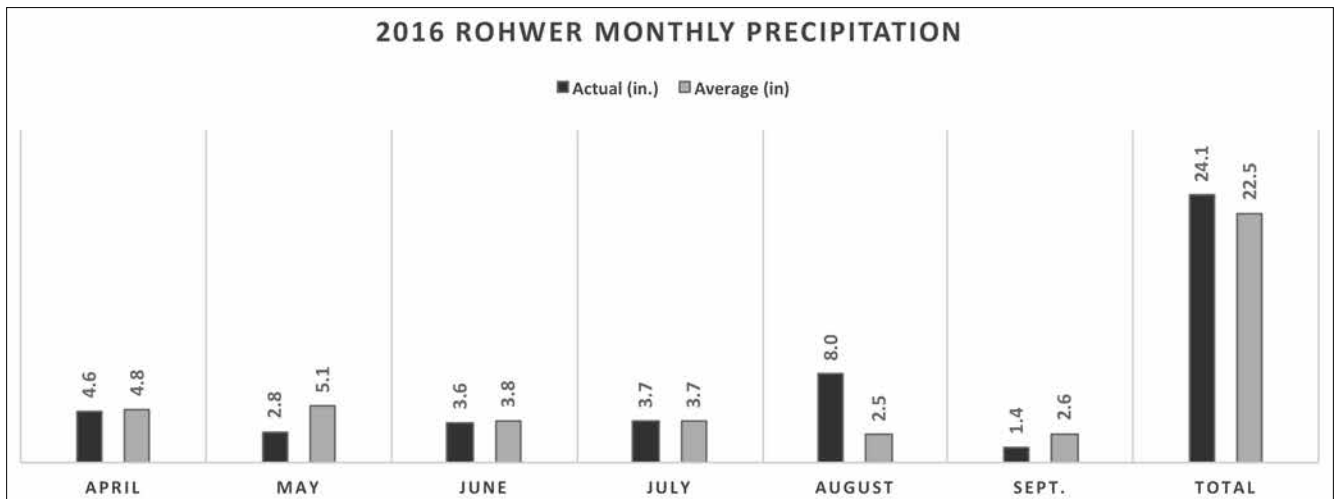


Table 6. Yields of Early Maturity Group IV, Full-Season, Soybean Varieties and Strains at All Locations, 2016^{a,b}.

Variety/Experimental Line	Herbicide Tolerance	Keiser				Stuttgart				Silt ^c		All-Location	
		Keiser Irrigated	Non-Irrigated	Marianna Irrigated	Stuttgart Irrigated	Rohwer Irrigated	Kibler Irrigated	Loam Average	Clay ^d Average	Location Average			
.....bu/A.....													
<u>Early Maturity Group IV (RM 4.0 to 4.5)</u>													
Armor 39-D90	Xtend	51.3	36.3	48.3	52.0	57.9	54.1	51.4	54.6	50.0			
Armor 43-D34	Xtend	56.8	50.5	65.0	69.0	66.2	69.8	67.9	61.5	62.9			
Armor 44-D40	Xtend	64.5	43.5	62.5	69.6	51.1	63.5	65.2	57.8	59.1			
Asgrow AG 45X6	Xtend/SR	56.0	49.7	59.9	57.6	55.0	69.2	62.2	55.5	57.9			
AvDx-D514	RR1	66.8	55.0	62.7	70.8	63.2	69.8	67.8	65.0	64.7			
AVZx-D515	LL	56.4	52.8	62.5	62.5	61.8	58.9	61.3	59.1	59.1			
CZ 4044 LL	LL	58.7	44.2	56.9	55.9	55.9	67.8	60.2	57.3	56.6			
CZ 4222 LL	LL	63.8	54.4	60.9	71.3	56.8	67.2	66.5	60.3	62.4			
CZ 4540 LL	LL	56.5	44.6	52.4	61.6	57.8	55.9	56.6	57.2	54.8			
CZ 4590 RY	RR2	59.5	44.0	58.5	66.1	51.0	63.7	62.8	55.2	57.1			
Delta Gro DG4545 RR2X/STS	Xtend	67.4	63.5	60.5	72.3	62.9	66.5	66.5	65.2	65.5			
Delta Gro DG4587 LL/STS	LL	58.4	51.7	62.3	69.2	59.5	64.3	65.2	58.9	60.9			
Dyna-Gro 31RY45	RR2Y	55.7	56.0	62.4	61.9	56.2	61.5	61.9	56.0	59.0			
Dyna-Gro S43RY95	RR2Y	58.0	56.2	64.0	67.7	63.2	58.1	63.3	60.6	61.2			
Dyna-Gro S44XS57	Xtend/STS	60.0	52.5	63.9	64.4	56.1	60.9	63.0	58.0	59.6			
Dyna-Gro S45LL97	LL	58.6	42.8	61.6	61.0	56.9	61.1	61.2	57.7	57.0			
Dyna-Gro S45XS66	Xtend/STS	61.9	42.4	63.8	68.9	56.7	61.9	64.9	59.3	59.3			
Eagle Seed ES4460RYX	Xtend	57.9	51.0	58.5	70.0	58.0	68.8	65.8	57.9	60.7			
GS45R216	RR2	62.2	49.7	67.0	67.4	66.4	62.1	65.5	64.3	62.5			
MorSoy 4535 RXT	Xtend	62.2	58.6	61.9	66.6	55.3	67.6	65.4	58.8	62.0			
Mycogen 5N406R2	RR2	55.3	42.7	48.8	66.2	57.3	59.7	58.2	56.3	55.0			
Mycogen 5N414R2	RR2/STS	62.3	55.4	60.1	68.6	68.8	64.3	64.3	65.6	63.2			
Mycogen 5N424R2	RR2/STS	59.7	52.7	57.2	56.4	56.0	65.1	59.5	57.8	57.8			
Mycogen 5N433R2	RR2	64.3	59.0	69.7	66.1	62.2	61.5	65.8	63.3	63.8			
NK S42-E5 Brand	RR2	59.0	50.9	59.0	65.7	56.3	67.7	64.2	57.6	59.8			
NK S42-P6 Brand	RR2	62.4	51.8	57.4	65.6	60.8	65.5	62.8	61.6	60.6			
NK S45-R7 Brand	RR2/STS	63.8	55.4	59.7	69.3	65.7	62.3	63.7	64.8	62.7			

Table 6. Yields of Early Maturity Group IV, Full-Season, Soybean Varieties and Strains at All Locations, 2016^{a,b}, Continued.

Variety/Experimental Line	Herbicide Tolerance	Keiser				Stuttgart Irrigated	Rohwer Irrigated	Kibler Irrigated	Silt ^c		All-Location Average
		Keiser Irrigated	Non-Irrigated	Marianna Irrigated	Stuttgart Irrigated				Loam Average	Clay ^d Average	
Early Maturity Group IV (RM 4.0 to 4.5) Continued											
NK S45-W9 Brand	RR2	64.3	55.2	64.1	66.3	63.9	69.4	66.6	64.1	63.9	
Pioneer P41T33R	RR1	66.6	48.8	58.3	68.0	61.6	65.9	64.1	64.1	61.5	
Progeny P 4211RY	RR2	61.7	53.2	66.1	67.2	60.4	67.4	66.9	61.1	62.7	
Progeny P 4247LL	LL	61.5	56.6	56.9	62.7	59.4	68.2	62.6	60.4	60.9	
Progeny P 4516RXS	Xtend/STS	63.0	50.6	57.4	59.5	58.1	69.4	62.1	60.5	59.7	
Progeny P 4588RY	RR2	55.3	45.0	48.7	54.7	55.3	59.2	54.2	55.3	53.1	
REV [®] 45A46™	RR1	62.5	48.9	59.2	67.0	63.0	71.8	66.0	62.8	62.1	
S12-3791	Conv.	65.0	53.5	65.2	64.9	61.6	69.7	66.6	63.3	63.3	
Schillinger e4510	Conv.	56.4	45.9	55.8	58.2	57.7	66.2	60.1	57.1	56.7	
GRAND MEAN		60.4	50.7	60.0	64.8	59.3	64.6	63.1	59.9	60.0	
LSD (5%)		6.1	10.1	4.7	5.0	6.4	6.2	5.3	6.2	6.4	
C.V.		7.4	14.6	5.8	5.7	7.9	7.1	6.2	7.6	8.1	

^aKeiser Irrigated = Northeast Research and Extension Center. Soil series = Sharkey silty clay.

Keiser Non-Irrigated = Northeast Research and Extension Center. Soil series = Sharkey silty clay.

Marianna Irrigated = Lon Mann Cotton Research Station. Soil series = Calloway silt loam.

Stuttgart Irrigated = Rice Research and Extension Center. Soil series = Crowley silt loam.

Rohwer Irrigated = Rohwer Research Station. Soil Series = Sharkey clay.

Kibler Irrigated = Vegetable Research Station. Soil series = Roxanna silt loam.

^bDouble-Crop tests were planted at the Keiser location on June 10, but were abandoned due to insufficient stands.

^cAverage yields from Marianna Irrigated, Stuttgart Irrigated, and Kibler Irrigated.

^dAverage yields from Keiser Irrigated and Rohwer Irrigated.

Table 7. Yields of Mid Maturity Group IV, Full-Season, Soybean Varieties and Strains at All Locations, 2016^{a,b}.

Variety/Experimental Line	Herbicide Tolerance	Keiser			Marianna			Stuttgart			Rohwer			Kibler			Silt ^c			All-Location		
		Keiser Irrigated	Non-Irrigated	Non-Irrigated	Marianna Irrigated	Marianna Non-Irrigated	Marianna Non-Irrigated	Stuttgart Irrigated	Stuttgart Non-Irrigated	Stuttgart Non-Irrigated	Rohwer Irrigated	Rohwer Non-Irrigated	Rohwer Non-Irrigated	Kibler Irrigated	Kibler Non-Irrigated	Kibler Non-Irrigated	Silt ^c Average	Loam Average	Clay ^d Average	Location Average		
<u>Mid Maturity Group IV (RM 4.6 to 4.7)</u>																						
Armor 46-D08	Xtend	66.4	55.2	56.3	73.3	57.6	65.5	65.0	62.0	62.3												
Armor 47-D17	Xtend	62.3	55.1	53.9	64.2	62.7	62.5	60.2	62.5	60.1												
Armor 47-R70	RR2	61.0	59.2	62.7	66.6	65.4	60.5	63.3	63.2	62.6												
Armor 48-D80	Xtend	44.9	48.8	56.8	49.2	53.3	66.4	57.5	49.1	53.2												
Armor AR4606	RR2	59.0	52.8	51.5	69.1	65.4	63.9	61.5	62.2	60.3												
Armor ARX4706	Xtend	58.3	52.8	55.0	69.5	56.9	61.9	62.1	57.6	59.1												
Asgrow AG 4632	RR2	64.6	56.6	57.8	64.9	65.1	64.1	62.2	64.8	62.2												
Asgrow AG 46X6	Xtend	64.8	57.7	52.5	64.9	66.6	64.5	60.7	65.7	61.8												
Asgrow AG 46X7	Xtend	54.5	59.0	56.4	61.5	57.9	66.4	61.5	56.2	59.3												
Asgrow AG 47X6	Xtend/SR	62.6	56.0	62.9	65.2	63.0	63.7	63.9	62.8	62.2												
AVDx-D714	RR1	62.4	59.5	54.8	70.5	62.1	54.9	60.0	62.2	60.7												
Blue River 47FC7	Conv.	51.8	51.0	55.2	56.5	52.6	54.3	55.3	52.2	53.5												
CZ 4656 RY	RR2	42.3	45.0	52.7	40.8	50.6	61.9	51.8	46.4	48.9												
CZ 4748 LL	LL	53.9	55.3	56.9	45.4	53.0	60.3	54.2	53.4	54.1												
Delta Grow DG4670 RR2	RR2	56.6	51.1	67.0	62.6	60.3	65.4	65.0	58.5	60.5												
Delta Grow DG4680 RR2	RR2	62.6	48.4	59.8	69.7	67.7	63.1	64.2	65.1	61.9												
Delta Grow DG4781 LL	LL	55.6	47.1	58.1	48.0	54.6	65.6	57.2	55.1	54.8												
Delta Grow DG4790 RR2	RR2	67.3	60.7	53.8	69.9	62.8	67.6	63.8	65.0	63.7												
Eagle Seed ES4680RYX	Xtend	64.9	54.2	63.9	71.3	64.3	70.0	68.4	64.6	64.8												
Eagle Seed ES4772RY	RR2	54.0	53.2	62.2	71.7	60.2	67.4	67.1	57.1	61.5												
Go Soy 4714GTS	RR1	55.6	44.6	61.6	57.8	57.8	58.5	59.3	56.7	56.0												
Go Soy 4714LL	LL	52.5	54.7	54.2	52.7	50.8	60.9	55.9	51.7	54.3												
GS47R216	RR2	50.1	45.9	59.3	61.1	49.8	62.3	60.9	49.9	54.7												
HBK RY4721	RR2/STS	53.0	48.5	56.8	55.0	49.6	64.7	58.8	51.3	54.6												
MorSoy 4616 RXT/STS	Xtend/STS	62.7	50.9	63.2	74.9	52.6	64.6	67.6	57.7	61.5												
MorSoy 47X76	RR2	68.1	55.1	57.0	68.6	66.9	63.3	62.9	67.5	63.2												
MorSoy Xtra 47X12	RR2/STS	39.0	50.0	55.7	52.6	51.9	66.5	58.3	45.4	52.6												

Table 7. Yields of Mid Maturity Group IV, Full-Season, Soybean Varieties and Strains at All Locations, 2016^{a,b}, Continued.

Variety/Experimental Line	Herbicide Tolerance	Keiser				Silt ^c		All-Location Average		
		Keiser Irrigated	Non-Irrigated	Marianna Irrigated	Stuttgart Irrigated	Rohwer Irrigated	Kibler Irrigated		Loam Average	Clay ^d Average
.....bu/A.....										
<u>Mid Maturity Group IV (RM 4.6 to 4.7) Continued</u>										
NK S47-C8 Brand	RR2/STS	61.5	50.7	57.1	67.3	56.4	61.5	62.0	59.0	59.1
NK S47-K5 Brand	RR2	70.1	55.9	58.4	65.7	62.6	67.8	64.0	66.4	63.4
Pioneer P47T36R	RR1	71.4	53.1	64.8	71.8	70.5	69.8	68.8	70.9	66.9
Pioneer P47T89R	RR1	69.7	54.0	60.4	67.9	64.4	67.4	65.3	67.0	64.0
Progeny P 4613RYS	RR2/STS	60.4	53.3	62.9	70.4	63.1	65.3	66.2	61.8	62.6
Progeny P 4620RXS	Xtend/STS	68.7	60.2	52.1	74.6	56.9	64.9	63.8	62.8	62.9
Progeny P 4757RY	RR2	62.6	58.6	66.5	67.5	60.7	65.3	66.4	61.7	63.5
Progeny P 4788RY	RR2	59.3	59.6	71.1	63.6	60.2	57.9	64.2	59.8	62.0
Progeny P 4799RXS	Xtend/STS	59.5	48.2	64.5	68.8	57.8	62.7	65.3	58.6	60.2
REV [®] 47R34 [™]	RR1	68.0	55.7	50.3	70.6	61.9	59.5	60.1	64.9	61.0
S12-3782	Conv.	53.9	53.9	57.7	55.9	55.4	60.9	58.2	54.7	56.3
Schillinger e4892	Conv.	56.9	46.5	55.3	63.7	54.8	56.3	58.4	55.8	55.6
GRAND MEAN		59.3	53.3	58.4	63.7	59.1	63.3	61.8	59.2	59.5
LSD (5%)		4.7	7.9	8.8	4.6	4.5	4.9	6.1	4.6	5.9
C.V.		5.8	11.0	11.0	5.3	5.5	5.7	7.3	5.7	7.4

^aKeiser Irrigated = Northeast Research and Extension Center. Soil series = Sharkey silty clay.

Keiser Non-Irrigated = Northeast Research and Extension Center. Soil series = Sharkey silty clay.

Marianna Irrigated = Lon Mann Cotton Research Station. Soil series = Calloway silt loam.

Stuttgart Irrigated = Rice Research and Extension Center. Soil series = Crowley silt loam.

Rohwer Irrigated = Rohwer Research Station. Soil Series = Sharkey clay.

Kibler Irrigated = Vegetable Research Station. Soil series = Roxanna silt loam.

^bDouble-Crop tests were planted at the Keiser location on June 10, but were abandoned due to insufficient stands.

^cAverage yields from Marianna Irrigated, Stuttgart Irrigated, and Kibler Irrigated.

^dAverage yields from Keiser Irrigated and Rohwer Irrigated.

Table 8. Yields of Late Maturity Group IV, Full-Season, Soybean Varieties and Strains at All Locations, 2016^{a,b}.

Variety/Experimental Line	Herbicide Tolerance	Keiser				Stuttgart				Silt ^c		All-Location Average
		Keiser Irrigated	Non-Irrigated	Marianna Irrigated	Stuttgart Irrigated	Rohwer Irrigated	Kibler Irrigated	Loam Average	Clay ^d Average			
.....bu/A.....												
<u>Late Maturity Group IV (RM 4.8 to 4.9)</u>												
Armor 48-D24	Xtend	66.8	57.9	54.5	65.2	55.9	66.6	62.1	61.3	61.1		
Armor 49-D66	Xtend	39.2	45.6	50.3	26.9	42.4	59.9	45.7	40.8	44.1		
Armor 49-D90	Xtend	52.1	52.9	55.8	63.8	54.2	60.1	59.9	53.2	56.5		
Armor 49-G1	RR1	59.9	48.5	58.6	60.2	55.1	59.9	59.6	57.5	57.0		
Armor AR4906	RR2	61.9	53.5	63.6	64.9	63.0	63.0	63.9	62.5	61.7		
Armor ARX4906	Xtend	43.2	47.7	48.0	36.8	48.2	63.0	49.3	45.7	47.8		
Asgrow AG 48X7	Xtend/SR	44.9	46.3	56.7	46.8	52.8	64.0	55.9	48.8	51.9		
Asgrow AG 49X6	Xtend	48.3	49.3	52.5	47.4	45.6	63.4	54.5	46.9	51.1		
AVDx-D814	RR1	63.5	49.4	64.2	69.0	58.3	57.3	63.5	60.9	60.3		
AVDx-D916	RR1	61.5	48.0	57.1	71.6	64.7	66.0	64.9	63.1	61.5		
CZ 4818 LL	LL	50.7	42.7	55.3	51.4	49.6	55.3	54.0	50.1	50.8		
CZ 4898 RY	RR2	37.8	44.0	56.6	37.1	51.6	61.0	51.6	44.7	48.0		
CZ 4959 RY	RR2	54.2	45.5	56.0	62.1	44.2	56.7	58.3	49.2	53.1		
Delta Gro DG4825 RR2/STS	RR2	50.6	49.8	62.9	61.6	58.9	59.9	61.4	54.7	57.2		
Delta Gro DG4845 RR2X	Xtend	65.0	57.1	60.7	62.3	59.9	65.4	62.8	62.5	61.7		
Delta Gro DG4855 RR2X/STS	Xtend	47.4	51.6	59.4	43.0	47.9	59.7	54.0	47.6	51.5		
Delta Gro DG4880 RR	RR1	59.2	50.8	57.4	53.3	59.3	58.3	56.3	59.2	56.4		
Delta Gro DG4940 RR	RR1	53.6	45.9	63.8	59.8	55.2	56.5	60.0	54.4	55.8		
Delta Gro DG4967 LL	LL	52.4	44.1	55.4	56.9	54.3	60.3	57.5	53.3	53.9		
Delta Gro DG4970 RR	RR1	48.7	42.9	54.4	56.3	61.3	55.7	55.5	55.0	53.2		
Delta Gro DG4977 LL/STS	LL	52.6	50.3	57.2	53.8	52.2	58.7	56.6	52.4	54.1		
Delta Gro DG4995 RR	RR1	60.4	39.6	60.4	61.0	55.7	64.6	62.0	58.0	56.9		
Dyna-Gro S48RS53	RR2Y/STS	47.1	50.0	51.7	39.5	50.6	60.5	50.6	48.8	49.9		
Dyna-Gro S48XT56	Xtend	63.6	52.0	56.4	66.6	52.4	67.8	63.6	58.0	59.8		
Dyna-Gro S49LL34	LL	56.7	51.7	54.5	60.3	51.9	60.8	58.6	54.3	56.0		
Dyna-Gro S49XS76	Xtend/STS	53.3	47.7	63.4	65.4	50.5	58.9	62.6	51.9	56.5		
Dyna-Gro S49XT07	Xtend	38.7	49.0	54.0	32.4	36.5	61.4	49.3	37.6	45.4		

Table 8. Yields of Late Maturity Group IV, Full-Season, Soybean Varieties and Strains at All Locations, 2016^{a,b}, Continued.

Variety/Experimental Line	Herbicide Tolerance	Keiser				Stuttgart				Silt ^c		All-Location Average
		Keiser Irrigated	Non-Irrigated	Marianna Irrigated	Stuttgart Irrigated	Rohwer Irrigated	Kibler Irrigated	Loam Average	Clay ^d Average			
<u>Late Maturity Group IV (RM 4.8 to 4.9) Continued</u>												
Eagle Seed ES4840RY	RR2	61.1	44.9	63.2	64.6	57.2	66.8	64.9	59.2	59.6		
Eagle Seed ES4870RYX	Xtend	43.0	51.1	59.3	46.9	49.4	63.6	56.6	46.2	52.2		
Eagle Seed ES4998RR	RR1	49.5	39.4	61.1	34.2	52.9	63.4	52.9	51.2	50.1		
Go Soy 4814GTS	RR1	46.0	47.0	60.5	55.7	54.0	54.7	56.9	50.0	53.0		
Go Soy 483.C	Conv.	54.8	42.4	58.0	54.5	51.6	57.1	56.5	53.2	53.1		
Go Soy 4912LL	LL	50.8	49.0	59.6	56.8	48.9	57.9	58.1	49.8	53.8		
Go Soy 4913LL	LL	56.2	56.8	56.0	61.7	57.0	60.5	59.4	56.6	58.0		
Go Soy 49G16	RR1	60.4	47.1	60.8	63.6	58.2	59.5	61.3	59.3	58.3		
Go Soy Ireane	Conv.	57.9	49.6	46.9	58.8	47.5	63.4	56.4	52.7	54.0		
GS48R216	RR2	55.5	51.0	67.2	66.0	61.1	63.0	65.4	58.3	60.6		
GS4915R2	RR2	39.2	46.8	50.9	36.7	41.7	60.8	49.5	40.4	46.0		
HBK LL4953	LL	53.2	55.4	48.7	63.3	49.0	60.1	57.4	51.1	54.9		
MorSoy 4876 RXT	Xtend	42.9	42.4	52.3	25.1	43.1	62.0	46.5	43.0	44.7		
MorSoy 4910 RXT/STS	Xtend/STS	42.8	56.5	55.8	43.2	52.3	62.6	53.9	47.6	52.2		
MorSoy 4915 RXT	Xtend	40.8	47.7	54.1	30.2	54.2	66.0	50.1	47.5	48.8		
MorSoy Xtra 48X02	RR2	53.5	46.7	63.8	64.3	63.8	61.6	63.2	58.7	59.0		
Mycogen 5N480R2	RR2/STS	42.7	48.9	51.4	46.1	40.4	62.2	53.3	41.5	48.6		
NK S48-D9 Brand	RR2	56.7	50.5	63.6	61.7	63.2	54.9	60.1	60.0	58.4		
NK S49-B1 Brand	RR2	53.5	54.8	62.0	62.6	57.3	60.3	61.6	55.4	58.4		
Progeny P 4814LLS	LL/STS	49.2	44.1	50.7	50.7	51.9	55.3	52.2	50.5	50.3		
Progeny P 4816RX	Xtend	64.8	59.5	59.7	63.6	55.5	66.8	63.4	60.2	61.7		
Progeny P 4900RY	RR2	62.3	45.9	53.2	65.1	54.6	65.0	61.1	58.4	57.7		
Progeny P 4930LL	LL	54.6	51.7	54.0	63.2	57.1	59.3	58.8	55.8	56.6		
Progeny P 4944RX	Xtend	40.0	41.6	54.9	29.5	40.8	61.6	48.7	40.4	44.7		
REV® 48A26™	RR1	55.5	47.7	64.3	68.5	64.9	64.8	65.9	60.2	60.9		
REV® 48A76™	RR1	60.1	52.6	60.8	69.1	62.9	63.2	64.4	61.5	61.5		
REV® 48L63™	LL	59.6	48.2	60.6	61.9	61.2	55.3	59.3	60.4	57.8		

Table 8. Yields of Late Maturity Group IV, Full-Season, Soybean Varieties and Strains at All Locations, 2016^{a,b}, Continued.

Variety/Experimental Line	Herbicide Tolerance	Keiser					Silt ^c			All-Location Average
		Keiser Irrigated	Non-Irrigated	Marianna Irrigated	Stuttgart Irrigated	Rohwer Irrigated	Kibler Irrigated	Loam Average	Clay ^d Average	
Late Maturity Group IV (RM 4.8 to 4.9) Continued										
REV [®] 49L49™	LL	53.8	42.5	56.4	59.9	55.6	56.7	57.7	54.7	54.1
REV [®] 49R94™	RR1	65.3	50.2	57.5	67.2	59.0	63.6	62.7	62.2	60.5
S12-2418	Conv.	60.9	52.3	58.6	64.7	55.8	59.5	60.9	58.3	58.6
Schillinger e4993	Conv.	56.1	52.0	69.0	59.8	60.6	59.5	62.7	58.4	59.5
USG 7487XTS	Xtend/STS	42.3	50.3	56.6	41.5	52.2	60.3	52.8	47.3	50.5
USG 7496XTS	Xtend/STS	59.6	47.4	59.1	65.9	54.7	56.9	60.6	57.1	57.3
USG 7497XT	Xtend	40.3	37.9	49.3	29.0	49.1	63.2	47.2	44.7	44.8
USG 74K95RS	RR2/STS	39.6	49.4	50.0	33.7	50.2	62.8	48.8	44.9	47.6
USG Ellis	Conv.	65.9	52.6	45.0	62.6	45.4	61.8	56.5	55.7	55.5
GRAND MEAN		52.8	48.7	57.1	54.4	53.4	61.0	57.5	53.1	54.5
LSD (5%)		6.1	9.0	8.5	4.6	4.3	4.1	5.7	5.2	6.1
C.V.		8.5	13.7	11.0	6.3	5.9	4.9	7.4	7.2	8.4

^aKeiser Irrigated = Northeast Research and Extension Center. Soil series = Sharkey silty clay.

Keiser Non-Irrigated = Northeast Research and Extension Center. Soil series = Sharkey silty clay.

Marianna Irrigated = Lon Mann Cotton Research Station. Soil series = Calloway silt loam.

Stuttgart Irrigated = Rice Research and Extension Center. Soil series = Crowley silt loam.

Rohwer Irrigated = Rohwer Research Station. Soil Series = Sharkey clay.

Kibler Irrigated = Vegetable Research Station. Soil series = Roxanna silt loam.

^bDouble-Crop tests were planted at the Keiser location on June 10, but were abandoned due to insufficient stands.

^cAverage yields from Marianna Irrigated, Stuttgart Irrigated, and Kibler Irrigated.

^dAverage yields from Keiser Irrigated and Rohwer Irrigated.

Table 9. Yields of Early Maturity Group V, Full-Season, Soybean Varieties and Strains at All Locations, 2016^{a,b}.

Variety/Experimental Line	Herbicide Tolerance	Keiser				Stuttgart				Silt ^c		All-Location	
		Keiser Irrigated	Non-Irrigated	Marianna Irrigated	Stuttgart Irrigated	Rohwer Irrigated	Kibler Irrigated	Loam Average	Clay ^d Average	Location Average			
.....bu/A.....													
<u>Early Maturity Group V (RM 5.0 to 5.4)</u>													
Armor 53-D04	Xtend	65.2	50.0	46.8	69.2	48.8	60.2	58.7	57.0	56.7			
Armor AR5206C	Conv.	66.9	53.6	63.3	69.6	48.4	53.1	62.0	57.7	59.2			
Asgrow AG 53X6	Xtend	60.0	55.1	46.0	66.0	49.9	50.6	54.2	55.0	54.6			
Asgrow AG 54X6	Xtend	42.1	43.9	48.8	49.7	46.6	55.1	51.2	44.3	47.7			
AvDx-F216	RR/STS	56.7	58.3	50.4	67.7	61.1	52.0	56.7	58.9	57.7			
Blue River 50SK7	Conv.	59.2	54.2	41.9	64.9	50.5	59.1	55.3	54.9	55.0			
CZ 5147 LL	LL	62.5	57.1	49.1	67.1	46.3	52.3	56.2	54.4	55.7			
CZ 5150 LL	LL	59.2	53.3	50.7	63.2	54.1	57.3	57.1	56.7	56.3			
CZ 5225 LL	LL/STS	58.2	55.6	46.3	67.0	48.8	59.1	57.5	53.5	55.8			
CZ 5242 LL	LL	52.5	56.1	53.7	65.0	50.0	56.1	58.2	51.2	55.5			
CZ 5445 LL	LL	58.4	55.8	45.0	63.8	49.7	55.7	54.8	54.1	54.7			
Delta Gro DG5067 LL	LL	52.0	55.3	55.5	58.4	52.5	54.3	56.1	52.3	54.7			
Delta Gro DG5170 RR2/STS	RR2	59.8	48.2	62.1	64.7	53.1	58.3	61.7	56.5	57.7			
Delta Gro DG5230 RR2	RR2	64.4	51.1	53.2	69.2	54.3	58.3	60.2	59.4	58.4			
Delta Gro DG5461 LL	LL	51.3	53.7	48.3	61.9	52.3	53.5	54.6	51.8	53.5			
Dyna-Gro S52LL66	LL	50.0	60.4	54.0	58.6	53.2	55.1	55.9	51.6	55.2			
Dyna-Gro S52RY75	RR2Y	58.5	57.0	59.1	68.5	59.8	58.3	62.0	59.1	60.2			
Eagle Seed ES5015RYX	Xtend	42.2	48.0	49.4	40.1	43.0	60.4	50.0	42.6	47.2			
Eagle Seed ES5225RY	RR2	59.4	48.8	54.2	64.8	51.5	57.7	58.9	55.4	56.1			
Eagle Seed ES5420RYX	Xtend	55.7	57.7	48.8	67.9	52.9	60.2	59.0	54.3	57.2			
Go Soy 5115LL	LL	59.1	54.2	54.7	63.4	55.8	60.2	59.5	57.4	57.9			
Go Soy 5214GTS	RR1	52.5	46.0	61.5	59.9	57.8	56.4	59.3	55.1	55.7			
Go Soy Leland	Conv.	64.9	56.5	62.4	65.8	50.3	61.4	63.2	57.6	60.2			
Hutcheson	Conv.	50.6	49.9	41.4	58.0	47.8	51.6	50.3	49.2	49.9			
NK S52-Y2 Brand	RR2	50.8	46.7	53.2	58.2	44.7	56.9	56.1	47.7	51.7			
Pioneer P50T64R	RR1	62.1	52.4	55.2	69.9	56.2	55.9	60.3	59.1	58.6			
Pioneer P52T50R	RR1	56.9	52.5	47.2	69.0	59.6	62.0	59.4	58.2	57.9			

Table 9. Yields of Early Maturity Group V, Full-Season, Soybean Varieties and Strains at All Locations, 2016^{a,b}, Continued.

Variety/Experimental Line	Herbicide Tolerance	Keiser				Stuttgart				Silt ^c				All-Location Average
		Keiser Irrigated	Non-Irrigated	Marianna Irrigated	Stuttgart Irrigated	Rohwer Irrigated	Kibler Irrigated	Loam Average	Clay ^d Average					
Pioneer P53T73SR	RR1/STS	61.1	58.1	51.7	66.9	51.1	62.6	60.4	56.1	58.6				
Progeny P 5016RXS	Xtend/STS	58.4	55.1	55.5	69.3	55.9	59.1	61.3	57.1	58.9				
Progeny P 5226RYS	RR2/STS	63.0	51.5	60.8	63.9	54.0	62.6	62.4	58.5	59.3				
Progeny P 5414LLS	LL/STS	55.5	49.2	50.6	59.7	59.1	50.0	53.4	57.3	54.0				
Progeny P 5417RX	Xtend	59.0	48.2	48.5	71.3	52.8	57.3	59.0	55.9	56.2				
R09-430	Conv.	59.8	51.3	42.9	64.0	45.8	60.6	55.8	52.8	54.1				
R11-89RY	RR2	64.1	55.0	39.4	64.3	52.2	52.9	52.2	58.2	54.7				
REV [®] 51A56 [™]	RR1	64.4	53.2	50.3	71.0	60.8	55.7	59.0	62.6	59.3				
REV [®] 52A94 [™]	RR1/STS	58.5	44.5	47.0	64.3	61.2	58.3	56.5	59.8	55.6				
S11-17025	Conv.	67.3	59.5	60.4	72.0	46.2	55.1	62.5	56.7	60.1				
S11-20124	Conv.	63.5	56.4	60.8	66.1	53.3	56.3	61.1	58.4	59.4				
S12-4718	Conv.	70.1	55.3	56.2	74.3	48.9	66.6	65.7	59.5	61.9				
UA 5014C	Conv.	62.7	55.7	46.6	65.8	50.0	55.1	55.8	56.4	56.0				
UA 5213C	Conv.	54.6	44.9	39.5	59.6	50.4	56.7	51.9	52.5	51.0				
UA 5414RR	RR1	46.9	39.6	47.0	57.2	48.0	58.3	54.1	47.4	49.5				
UAX 51010	Conv.	59.3	52.0	44.3	68.5	50.6	54.3	55.7	54.9	54.8				
UAX 5102	Conv.	60.4	52.0	46.4	67.6	45.2	55.5	56.5	52.8	54.5				
USG 7506XTS	Xtend/STS	58.5	53.5	56.2	68.7	54.9	58.7	61.2	56.7	58.4				
USG 7536XT	Xtend	63.6	57.3	47.2	64.9	55.6	51.6	54.6	59.6	56.7				
USG 7547XT	Xtend	58.6	46.9	50.9	71.2	55.3	60.1	60.7	57.0	57.1				
GRAND MEAN		58.3	52.6	51.2	64.7	52.1	57.0	57.6	55.2	56.0				
LSD (5%)		6.2	7.0	5.6	4.0	5.4	3.9	4.5	5.8	5.4				
C.V.		7.8	9.9	8.0	4.6	7.6	5.0	5.9	7.7	7.2				

Table 9. Yields of Early Maturity Group V, Full-Season, Soybean Varieties and Strains at All Locations, 2016^{a,b}, Continued.

^aKeiser Irrigated = Northeast Research and Extension Center. Soil series = Sharkey silty clay.

Keiser Non-Irrigated = Northeast Research and Extension Center. Soil series = Sharkey silty clay.

Marianna Irrigated = Lon Mann Cotton Research Station. Soil series = Calloway silt loam.

Stuttgart Irrigated = Rice Research and Extension Center. Soil series = Crowley silt loam.

Rohwer Irrigated = Rohwer Research Station. Soil Series = Sharkey clay.

Kibler Irrigated = Vegetable Research Station. Soil series = Roxanna silt loam.

^bDouble-Crop tests were planted at the Keiser location on June 10, but were abandoned due to insufficient stands.

^cAverage yields from Marianna Irrigated, Stuttgart Irrigated, and Kibler Irrigated.

^dAverage yields from Keiser Irrigated and Rohwer Irrigated.

Table 10. Yields of Late Maturity Group V, Full-Season, Soybean Varieties and Strains at All Locations, 2016^{a,b}.

Variety/Experimental Line	Herbicide Tolerance	Keiser				Stuttgart				Silt ^c				All-Location Average
		Keiser Irrigated	Non-Irrigated	Marianna Irrigated	Stuttgart Irrigated	Rohwer Irrigated	Kibler Irrigated	Loam Average	Clay ^d Average					
Late Maturity Group V (RM 5.5 to 5.9)														
Armor 55-R68	RR2	51.4	44.8	54.4	70.2	64.5	66.3	63.6	57.9	58.6				
Armor ARX5506	Xtend	25.5	30.8	49.4	53.1	46.1	58.1	53.5	35.8	43.8				
Asgrow AG 55X7	Xtend	54.3	40.0	43.7	71.0	59.6	69.6	61.4	56.9	56.3				
Delta Grow DG5580	RR2	42.5	41.7	55.6	69.7	62.1	73.3	66.2	52.3	57.5				
Delta Grow DG5625	RR2	49.5	36.7	40.3	67.8	54.4	56.5	54.8	51.9	50.9				
Dyna-Gro S55LS75	LL/STS	41.8	37.9	48.5	59.6	53.5	60.4	56.2	47.6	50.3				
Dyna-Gro S56RY84	RR2Y	48.0	36.5	52.4	62.4	55.7	62.1	59.0	51.9	52.9				
Eagle Seed ES5508RY	RR2	50.6	44.5	49.5	64.6	54.8	58.6	57.6	52.7	53.8				
Eagle Seed ES5650RR	RR1	42.8	41.8	43.7	66.0	42.6	64.5	58.1	42.7	50.2				
Eagle Seed ES5930RYX	Xtend	48.3	35.4	50.4	53.5	54.0	50.0	51.3	51.2	48.6				
JTN-5110	Conv.	43.5	40.7	62.6	58.5	52.9	59.4	60.1	48.2	52.9				
NK S56-M8 Brand	RR2	44.4	39.2	43.5	57.4	52.5	59.8	53.5	48.4	49.4				
Osage	Conv.	56.1	40.6	39.8	69.3	57.3	63.7	57.6	56.7	54.5				
Progeny P 5555RY	RR2	34.5	42.9	54.0	66.9	57.7	60.6	60.5	46.1	52.7				
Progeny P 5752RY	RR2	57.9	43.0	55.8	71.1	59.0	62.7	63.2	58.4	58.3				
Progeny P 5768RX	Xtend	38.7	37.1	43.8	56.6	49.3	55.1	51.8	44.0	46.8				
R07-6614RR	RR1	48.5	34.2	50.6	63.0	46.1	56.5	56.7	47.3	49.8				
R10-197RY	RR2	54.6	41.7	47.6	68.5	55.5	63.1	59.7	55.0	55.2				
Go Soy 56C16	Conv.	51.7	42.8	47.7	63.4	56.9	65.3	58.8	54.3	54.6				
REV® 56R63™	RR1	49.0	37.5	52.5	64.3	58.6	58.4	58.4	53.8	53.4				
REV® 57R21™	RR1	52.8	41.0	50.6	71.5	61.6	54.7	58.9	57.2	55.4				
UA 5612	Conv.	52.6	46.5	51.5	65.7	58.4	60.0	59.1	55.5	55.8				
UA 5814HP	Conv.	41.7	42.0	47.0	60.6	57.3	56.8	54.8	49.5	50.9				
UAX 59011C	Conv.	39.0	30.0	41.9	52.3	48.5	60.8	51.6	43.7	45.4				
UAX 59012C	Conv.	51.3	43.2	43.4	64.3	54.4	63.9	57.2	52.9	53.4				
UAX 59013C	Conv.	41.1	35.7	42.2	57.4	48.8	55.7	51.8	44.9	46.8				
UAX 59111C	Conv.	52.0	43.6	42.6	65.6	64.9	58.4	55.6	58.5	54.5				

Table 10. Yields of Late Maturity Group V, Full-Season, Soybean Varieties and Strains at All Locations, 2016^{a,b}, Continued.

Variety/Experimental Line	Herbicide Tolerance	Keiser				Silt ^c				All-Location Average
		Keiser Irrigated	Keiser Non-Irrigated	Marianna Irrigated	Stuttgart Irrigated	Rohwer Irrigated	Kibler Irrigated	Loam Average	Clay ^d Average	
.....bu/A.....										
<u>Late Maturity Group V (RM 5.5 to 5.9) Continued</u>										
UAX 59113GT	RR1	53.0	42.2	52.9	60.3	55.6	55.7	56.3	54.3	53.3
UAX 59313GT	RR1	41.9	32.9	45.8	57.5	54.1	63.1	55.5	48.0	49.2
USG 7557XT	Xtend	30.2	31.2	46.2	50.8	48.6	51.0	49.3	39.4	43.0
USG 7576XT	Xtend	38.8	37.4	44.8	54.6	53.0	55.7	51.7	45.9	47.4
USG 75B75R	RR2	44.1	43.8	49.7	69.4	52.1	62.5	60.5	48.1	53.6
GRAND MEAN		46.0	39.4	48.3	62.7	54.7	60.1	57.0	50.3	51.8
LSD (5%)		7.7	5.1	5.3	3.3	6.3	5.6	4.7	7.0	5.6
C.V.		12.2	7.7	8.0	3.9	8.4	6.8	6.3	10.3	7.8

^aKeiser Irrigated = Northeast Research and Extension Center. Soil series = Sharkey silty clay.

Keiser Non-Irrigated = Northeast Research and Extension Center. Soil series = Sharkey silty clay.

Marianna Irrigated = Lon Mann Cotton Research Station. Soil series = Calloway silt loam.

Stuttgart Irrigated = Rice Research and Extension Center. Soil series = Crowley silt loam.

Rohwer Irrigated = Rohwer Research Station. Soil Series = Sharkey clay.

Kibler Irrigated = Vegetable Research Station. Soil series = Roxanna silt loam.

^bDouble-Crop tests were planted at the Keiser location on June 10, but were abandoned due to insufficient stands.

^cAverage yields from Marianna Irrigated, Stuttgart Irrigated, and Kibler Irrigated.

^dAverage yields from Keiser Irrigated and Rohwer Irrigated.

**Table 11. Performance of Irrigated, Full-Season, Soybean Varieties and Strains,
Northeast Research and Extension Center, Keiser, Ark., 2016.**

Variety/Experimental Line	2016	2-Year ^a Average	3-Year ^b Average	Maturity Date	Lodging ^c Score	Shatter ^d Score	Plant Height (in.)
.....bu/A.....							
<u>Early Maturity Group IV (RM 4.0 to 4.5)</u>							
Delta Grow DG4545 RR2X/STS	67.4	•	•	9/21	1.7	1.0	35
AvDx-D514	66.8	71.5	•	9/21	1.0	1.0	39
Pioneer P41T33R	66.6	72.9	•	9/18	1.0	1.0	41
S12-3791	65.0	•	•	9/18	1.0	1.0	44
Armor 44-D40	64.5	•	•	9/21	1.0	1.0	39
Mycogen 5N433R2	64.3	66.5	•	9/19	1.0	1.0	43
NK S45-W9 Brand	64.3	•	•	9/17	1.7	1.0	32
CZ 4222 LL	63.8	•	•	9/14	1.0	1.0	38
NK S45-R7 Brand	63.8	66.2	•	9/15	1.3	1.0	44
Progeny P 4516RXS	63.0	•	•	9/23	2.7	1.0	44
REV [®] 45A46 [™]	62.5	•	•	9/21	1.3	1.0	44
NK S42-P6 Brand	62.4	•	•	9/16	1.0	1.0	37
Mycogen 5N414R2	62.3	•	•	9/17	1.3	1.0	45
MorSoy 4535 RXT	62.2	•	•	9/18	2.3	1.0	46
GS45R216	62.2	•	•	9/21	1.7	1.0	43
Dyna-Gro S45XS66	61.9	•	•	9/22	2.7	1.0	50
Progeny P 4211RY	61.7	66.2	69.5	9/15	1.0	1.0	32
Progeny P 4247LL	61.5	•	•	9/15	1.0	1.0	40
Dyna-Gro S44XS57	60.0	•	•	9/21	1.3	1.0	48
Mycogen 5N424R2	59.7	•	•	9/11	1.0	1.0	35
CZ 4590 RY	59.5	•	•	9/20	1.0	1.0	42
NK S42-E5 Brand	59.0	•	•	9/17	1.3	1.0	39
CZ 4044 LL	58.7	•	•	9/09	1.0	1.0	33
Dyna-Gro S45LL97	58.6	•	•	9/18	1.0	1.0	44
Delta Grow DG4587 LL/STS	58.4	65.1	•	9/17	1.0	1.0	40
Dyna-Gro S43RY95	58.0	63.3	67.3	9/21	1.0	1.0	39
Eagle Seed ES4460RYX	57.9	•	•	9/20	1.3	1.0	44
Armor 43-D34	56.8	•	•	9/16	1.7	1.0	40
CZ 4540 LL	56.5	•	•	9/19	1.7	1.0	42
AvZx-D515	56.4	•	•	9/20	1.0	1.0	43
Schillinger e4510	56.4	•	•	9/15	1.0	1.0	37
Asgrow AG 45X6	56.0	•	•	9/12	1.0	1.0	40
Dyna-Gro 31RY45	55.7	64.6	69.4	9/21	1.7	1.0	42
Progeny P 4588RY	55.3	•	•	9/15	1.0	1.0	41
Mycogen 5N406R2	55.3	•	•	9/10	1.3	1.0	38
Armor 39-D90	51.3	•	•	9/09	1.3	1.0	39
GRAND MEAN	60.4	•	•	9/17	1.3	1.0	41
LSD (5%)	6.1	•	•	•	0.6	•	•
C.V.	7.4	•	•	•	33.1	•	•

**Table 11. Performance of Irrigated, Full-Season, Soybean Varieties and Strains,
Northeast Research and Extension Center, Keiser, Ark., 2016, Continued.**

Variety/Experimental Line	2016	2-Year ^a Average	3-Year ^b Average	Maturity Date	Lodging ^c Score	Shatter ^d Score	Plant Height (in.)
.....bu/A.....							
<u>Mid Maturity Group IV (RM 4.6 to 4.7)</u>							
Pioneer P47T36R	71.4	72.0	74.0	9/17	1.3	1.0	42
NK S47-K5 Brand	70.1	72.8	75.6	9/21	1.0	1.0	38
Pioneer P47T89R	69.7	72.3	73.7	9/22	2.0	1.0	39
Progeny P 4620RXS	68.7	•	•	9/23	2.0	1.0	41
MorSoy 47X76	68.1	•	•	9/21	1.3	1.0	48
REV [®] 47R34 [™]	68.0	69.8	70.2	9/21	1.3	1.0	40
Delta Grow DG4790 RR2	67.3	•	•	9/20	1.3	1.0	37
Armor 46-D08	66.4	•	•	9/22	2.7	1.3	42
Eagle Seed ES4680RYX	64.9	•	•	9/21	2.0	1.0	47
Asgrow AG 46X6	64.8	•	•	9/22	1.0	1.0	39
Asgrow AG 4632	64.6	69.4	•	9/21	1.3	1.0	43
MorSoy 4616 RXT/STS	62.7	•	•	9/22	2.3	1.0	48
Progeny P 4757RY	62.6	69.1	•	9/20	1.7	1.0	42
Asgrow AG 47X6	62.6	•	•	9/21	1.0	1.0	45
Delta Grow DG4680 RR2	62.6	•	•	9/21	1.7	1.0	31
AvDx-D714	62.4	67.8	70.3	9/21	1.0	1.0	46
Armor 47-D17	62.3	•	•	9/21	2.7	1.0	45
NK S47-C8 Brand	61.5	•	•	9/17	2.3	1.0	39
Armor 47-R70	61.0	•	•	9/21	2.0	1.0	49
Progeny P 4613RYS	60.4	64.6	67.5	9/19	1.3	1.0	39
Progeny P 4799RXS	59.5	•	•	9/20	1.0	1.0	44
Progeny P 4788RY	59.3	62.0	66.5	9/22	1.3	1.0	48
Armor AR4606	59.0	•	•	9/21	1.0	1.0	38
Armor ARX4706	58.3	•	•	9/21	1.0	1.0	47
Schillinger e4892	56.9	•	•	9/16	1.7	1.3	36
Delta Grow DG4670 RR2	56.6	62.1	65.8	9/20	2.0	1.0	37
Delta Grow DG4781 LL	55.6	62.8	•	9/14	1.0	1.0	45
Go Soy 4714GTS	55.6	56.8	•	9/21	1.0	1.0	46
Asgrow AG 46X7	54.5	•	•	9/19	1.0	1.0	46
Eagle Seed ES4772RY	54.0	55.6	•	9/17	1.0	1.0	39
S12-3782	53.9	•	•	9/20	1.0	1.0	47
CZ 4748 LL	53.9	•	•	9/15	1.0	1.0	44
HBK RY4721	53.0	•	•	9/20	1.3	1.0	51
Go Soy 4714LL	52.5	•	•	9/15	1.3	1.0	43
Blue River 47FC7	51.8	•	•	9/20	1.3	1.0	43
GS47R216	50.1	•	•	9/22	1.0	1.0	42
Armor 48-D80	44.9	•	•	9/20	1.0	1.0	49
CZ 4656 RY	42.3	•	•	9/15	1.0	1.0	39
MorSoy Xtra 47X12	39.0	52.2	59.9	9/19	1.0	1.0	48
GRAND MEAN	59.3	•	•	9/19	1.4	1.0	43
LSD (5%)	4.7	•	•	•	0.7	0.2	•
C.V.	5.8	•	•	•	35.4	12.7	•

**Table 11. Performance of Irrigated, Full-Season, Soybean Varieties and Strains,
Northeast Research and Extension Center, Keiser, Ark., 2016, Continued.**

Variety/Experimental Line	2016	2-Year ^a Average	3-Year ^b Average	Maturity Date	Lodging ^c Score	Shatter ^d Score	Plant Height (in.)
.....bu/A.....							
<u>Late Maturity Group IV (RM 4.8 to 4.9)</u>							
Armor 48-D24	66.8	•	•	9/25	1.3	1.0	39
USG Ellis	65.9	66.9	69.6	9/24	1.0	1.0	26
REV [®] 49R94 [™]	65.3	68.1	69.9	9/22	1.7	1.0	41
Delta Grow DG4845 RR2X	65.0	•	•	9/25	1.3	1.0	43
Progeny P 4816RX	64.8	•	•	9/24	1.7	1.0	35
Dyna-Gro S48XT56	63.6	•	•	9/24	1.0	1.0	33
AvDx-D814	63.5	67.9	69.4	9/22	2.0	1.0	43
Progeny P 4900RY	62.3	60.5	66.6	9/23	1.0	1.0	33
Armor AR4906	61.9	•	•	9/22	1.0	1.0	39
AvDx-D916	61.5	•	•	9/17	1.7	1.0	38
Eagle Seed ES4840RY	61.1	68.1	67.7	9/25	1.3	1.0	39
S12-2418	60.9	•	•	9/29	1.0	1.0	46
Go Soy 49G16	60.4	•	•	9/29	1.0	1.0	27
Delta Grow DG4995 RR	60.4	62.9	•	9/29	1.0	1.0	34
REV [®] 48A76 [™]	60.1	•	•	9/17	1.3	1.0	39
Armor 49-G1	59.9	•	•	9/24	1.0	1.0	41
REV [®] 48L63 [™]	59.6	•	•	9/29	1.0	1.0	39
USG 7496XTS	59.6	•	•	9/24	1.7	1.0	44
Delta Grow DG4880 RR	59.2	63.1	64.4	9/22	2.7	1.0	39
Go Soy Ireane	57.9	62.9	•	9/23	1.0	1.0	21
Dyna-Gro S49LL34	56.7	61.9	•	9/23	1.3	1.0	46
NK S48-D9 Brand	56.7	63.0	•	9/22	1.0	1.0	30
Go Soy 4913LL	56.2	•	•	9/17	1.3	1.0	46
Schillinger e4993	56.1	•	•	9/22	2.0	1.0	39
GS48R216	55.5	•	•	9/22	2.3	1.0	37
REV [®] 48A26 [™]	55.5	•	•	9/22	1.3	1.0	42
Go Soy 483.C	54.8	61.5	•	9/19	1.3	1.0	35
Progeny P 4930LL	54.6	60.0	62.7	9/29	2.0	1.0	40
CZ 4959 RY	54.2	58.1	61.8	9/25	1.0	1.0	39
REV [®] 49L49 [™]	53.8	•	•	9/24	1.3	1.0	33
Delta Grow DG4940 RR	53.6	55.0	58.2	9/23	1.7	1.0	38
MorSoy Xtra 48X02	53.5	57.4	62.0	9/29	1.7	1.0	44
NK S49-B1 Brand	53.5	•	•	9/22	1.0	1.0	37
Dyna-Gro S49XS76	53.3	•	•	9/24	1.0	1.0	44
HBK LL4953	53.2	•	•	9/24	1.0	1.0	45
Delta Grow DG4977 LL/STS	52.6	55.5	•	9/29	1.0	1.0	45
Delta Grow DG4967 LL	52.4	60.0	60.4	9/22	1.3	1.0	44
Armor 49-D90	52.1	•	•	9/24	1.3	1.0	42
Go Soy 4912LL	50.8	•	•	9/23	1.3	1.0	44
CZ 4818 LL	50.7	55.4	•	9/24	1.0	1.0	43
Delta Grow DG4825 RR2/STS	50.6	•	•	9/22	1.0	1.0	37
Eagle Seed ES4998RR	49.5	58.2	58.7	9/13	1.0	1.0	37
Progeny P 4814LLS	49.2	58.5	•	9/19	2.0	1.0	42

**Table 11. Performance of Irrigated, Full-Season, Soybean Varieties and Strains,
Northeast Research and Extension Center, Keiser, Ark., 2016, Continued.**

Variety/Experimental Line	2016	2-Year ^a Average	3-Year ^b Average	Maturity Date	Lodging ^c Score	Shatter ^d Score	Plant Height (in.)
.....bu/A.....							
<u>Late Maturity Group IV (RM 4.8 to 4.9) Continued</u>							
Delta Grow DG4970 RR	48.7	61.4	61.8	9/22	2.3	1.0	37
Asgrow AG 49X6	48.3	•	•	9/19	1.0	1.0	27
Delta Grow DG4855 RR2X/STS	47.4	•	•	9/20	1.0	1.0	32
Dyna-Gro S48RS53	47.1	54.2	61.8	9/16	1.0	1.0	36
Go Soy 4814GTS	46.0	•	•	9/20	1.0	1.0	41
Asgrow AG 48X7	44.9	•	•	9/16	1.3	1.0	43
Armor ARX4906	43.2	•	•	9/20	1.7	1.0	45
Eagle Seed ES4870RYX	43.0	•	•	9/16	1.0	1.0	39
MorSoy 4876 RXT	42.9	•	•	9/16	1.0	1.0	40
MorSoy 4910 RXT/STS	42.8	•	•	9/17	1.0	1.0	46
Mycogen 5N480R2	42.7	•	•	9/16	1.3	1.0	43
USG 7487XTS	42.3	•	•	9/16	1.0	1.0	43
MorSoy 4915 RXT	40.8	•	•	9/20	1.7	1.0	48
USG 7497XT	40.3	•	•	9/17	1.7	1.0	42
Progeny P 4944RX	40.0	•	•	9/17	1.0	1.0	34
USG 74K95RS	39.6	51.0	•	9/17	1.0	1.0	41
Armor 49-D66	39.2	•	•	9/16	1.0	1.0	38
GS4915R2	39.2	•	•	9/19	1.0	1.0	37
Dyna-Gro S49XT07	38.7	•	•	9/16	1.0	1.0	41
CZ 4898 RY	37.8	•	•	9/15	1.3	1.0	43
GRAND MEAN	52.8	•	•	9/20	1.3	1.0	39
LSD (5%)	6.1	•	•	•	0.5	•	•
C.V.	8.5	•	•	•	30.7	•	•

**Table 11. Performance of Irrigated, Full-Season, Soybean Varieties and Strains,
Northeast Research and Extension Center, Keiser, Ark., 2016, Continued.**

Variety/Experimental Line	2016	2-Year ^a Average	3-Year ^b Average	Maturity Date	Lodging ^c Score	Shatter ^d Score	Plant Height (in.)
.....bu/A.....							
<u>Early Maturity Group V (RM 5.0 to 5.4)</u>							
S12-4718	70.1	•	•	9/27	1.0	1.0	30
S11-17025	67.3	65.7	•	9/25	1.0	1.0	24
Armor AR5206C	66.9	•	•	9/28	1.7	1.0	30
Armor 53-D04	65.2	•	•	9/27	1.0	1.0	28
Go Soy Leland	64.9	65.1	•	9/23	1.0	1.0	28
Delta Grow DG5230 RR2	64.4	•	•	9/25	1.0	1.0	31
REV® 51A56™	64.4	66.6	•	9/29	1.0	1.0	42
R11-89RY	64.1	63.2	•	9/26	1.0	1.0	31
USG 7536XT	63.6	•	•	9/28	1.0	1.0	28
S11-20124	63.5	•	•	9/27	1.3	1.0	35
Progeny P 5226RYS	63.0	60.5	•	9/30	1.3	1.0	44
UA 5014C	62.7	63.1	64.5	9/24	1.0	1.0	25
CZ 5147 LL	62.5	60.2	•	9/25	1.0	1.0	24
Pioneer P50T64R	62.1	63.1	67.6	9/25	1.0	1.0	37
Pioneer P53T73SR	61.1	62.6	62.7	9/24	1.0	1.0	28
UAX 5102	60.4	•	•	9/26	1.0	1.0	30
Asgrow AG 53X6	60.0	•	•	9/25	1.0	1.0	33
R09-430	59.8	62.2	66.7	9/29	1.0	1.0	21
Delta Grow DG5170 RR2/STS	59.8	•	•	9/30	1.7	1.0	47
Eagle Seed ES5225RY	59.4	60.4	63.3	9/29	1.3	1.0	41
UAX 51010	59.3	•	•	9/28	1.0	1.0	25
Blue River 50SK7	59.2	•	•	9/24	1.0	1.0	31
CZ 5150 LL	59.2	63.2	64.6	9/26	1.3	1.0	45
Go Soy 5115LL	59.1	61.1	•	9/23	1.0	1.0	44
Progeny P 5417RX	59.0	•	•	9/26	1.0	1.0	29
USG 7547XT	58.6	•	•	9/25	1.0	1.0	25
USG 7506XTS	58.5	•	•	9/24	1.3	1.0	38
Dyna-Gro S52RY75	58.5	59.2	61.8	9/25	1.0	1.0	32
REV® 52A94™	58.5	60.9	•	9/22	1.0	1.0	33
CZ 5445 LL	58.4	59.9	•	9/28	1.0	1.0	31
Progeny P 5016RXS	58.4	•	•	9/25	1.0	1.0	36
CZ 5225 LL	58.2	57.7	•	9/25	1.0	1.0	25
Pioneer P52T50R	56.9	58.6	60.6	9/24	1.0	1.0	30
AvDx-F216	56.7	•	•	9/23	1.0	1.0	30
Eagle Seed ES5420RYX	55.7	•	•	9/27	1.3	1.0	25
Progeny P 5414LLS	55.5	•	•	9/27	1.0	1.0	36
UA 5213C	54.6	56.6	59.3	9/23	1.0	1.0	26
Go Soy 5214GTS	52.5	•	•	9/24	1.3	1.0	39
CZ 5242 LL	52.5	57.1	58.1	9/23	1.3	1.0	42
Delta Grow DG5067 LL	52.0	55.1	56.6	9/25	1.0	1.0	45
Delta Grow DG5461 LL	51.3	52.7	56.2	9/27	1.0	1.0	43
NK S52-Y2 Brand	50.8	51.4	57.9	9/24	1.0	1.0	42
Hutcheson	50.6	50.5	53.2	9/24	1.0	1.0	27

**Table 11. Performance of Irrigated, Full-Season, Soybean Varieties and Strains,
Northeast Research and Extension Center, Keiser, Ark., 2016, Continued.**

Variety/Experimental Line	2016	2-Year ^a Average	3-Year ^b Average	Maturity Date	Lodging ^c Score	Shatter ^d Score	Plant Height (in.)
.....bu/A.....							
<u>Early Maturity Group V (RM 5.0 to 5.4) Continued</u>							
Dyna-Gro S52LL66	50.0	53.3	•	9/23	1.7	1.0	46
UA 5414RR	46.9	50.1	56.0	9/22	1.0	1.0	28
Eagle Seed ES5015RYX	42.2	•	•	9/13	1.0	1.0	31
Asgrow AG 54X6	42.1	•	•	9/30	1.0	1.0	46
GRAND MEAN	58.3	•	•	9/25	1.1	1.0	33
LSD (5%)	6.2	•	•	•	0.4	•	•
C.V.	7.8	•	•	•	24.6	•	•
<u>Late Maturity Group V (RM 5.5 to 5.9)</u>							
Progeny P 5752RY	57.9	58.2	•	10/01	1.0	1.0	30
OSAGE	56.1	57.2	59.8	10/01	1.0	1.0	23
R10-197RY	54.6	54.8	56.9	10/02	1.0	1.0	30
Asgrow AG 55X7	54.3	•	•	09/27	1.3	1.0	28
UAX 59113GT	53.0	•	•	10/03	1.0	1.0	33
REV [®] 57R21 [™]	52.8	56.0	60.0	10/02	1.7	1.0	29
UA 5612	52.6	55.7	59.7	10/01	2.3	1.0	28
UAX 59111C	52.0	•	•	10/05	1.0	1.0	27
Go Soy 56C16	51.7	53.6	•	10/01	2.0	1.0	26
Armor 55-R68	51.4	56.6	•	10/01	1.0	1.0	22
UAX 59012C	51.3	•	•	10/01	1.0	1.0	28
Eagle Seed ES5508RY	50.6	54.3	•	10/02	1.3	1.0	28
Delta Grow DG5625 RR2	49.5	54.3	57.3	10/01	1.0	1.0	24
REV [®] 56R63 [™]	49.0	55.5	58.7	09/28	1.0	1.0	26
R07-6614RR	48.5	•	•	10/02	1.0	1.0	30
Eagle Seed ES5930RYX	48.3	•	•	10/02	1.0	1.0	29
Dyna-Gro S56RY84	48.0	53.1	57.6	10/02	2.0	1.0	30
NK S56-M8 Brand	44.4	•	•	10/05	1.0	1.0	28
USG 75B75R	44.1	52.2	•	10/02	1.3	1.0	30
JTN-5110	43.5	50.9	55.3	10/02	2.0	1.0	24
Eagle Seed ES5650RR	42.8	51.5	56.0	10/01	1.0	1.0	28
Delta Grow DG5580 RR2	42.5	•	•	09/30	1.3	1.0	24
UAX 59313GT	41.9	•	•	10/02	1.7	1.0	33
Dyna-Gro S55LS75	41.8	50.2	•	10/02	1.7	1.0	25
UA 5814HP	41.7	50.6	•	10/05	1.0	1.0	28
UAX 59013C	41.1	•	•	10/01	1.0	1.0	30
UAX 59011C	39.0	•	•	10/06	2.0	1.0	30

**Table 11. Performance of Irrigated, Full-Season, Soybean Varieties and Strains,
Northeast Research and Extension Center, Keiser, Ark., 2016, Continued.**

Variety/Experimental Line	2016	2-Year ^a Average	3-Year ^b Average	Maturity Date	Lodging ^c Score	Shatter ^d Score	Plant Height (in.)
.....bu/A.....							
<u>Late Maturity Group V (RM 5.5 to 5.9) Continued</u>							
USG 7576XT	38.8	•	•	10/05	1.0	1.0	34
Progeny P 5768RX	38.7	•	•	10/03	1.0	1.0	31
Progeny P 5555RY	34.5	47.8	54.2	09/30	3.0	1.0	24
USG 7557XT	30.2	•	•	09/26	1.7	1.0	44
Armor ARX5506	25.5	•	•	09/26	1.3	1.0	45
GRAND MEAN	46.0	•	•	10/01	1.4	1.0	29
LSD (5%)	7.7	•	•	•	0.7	•	•
C.V.	12.2	•	•	•	37.8	•	•

^aAverage Yield from 2015 and 2016.

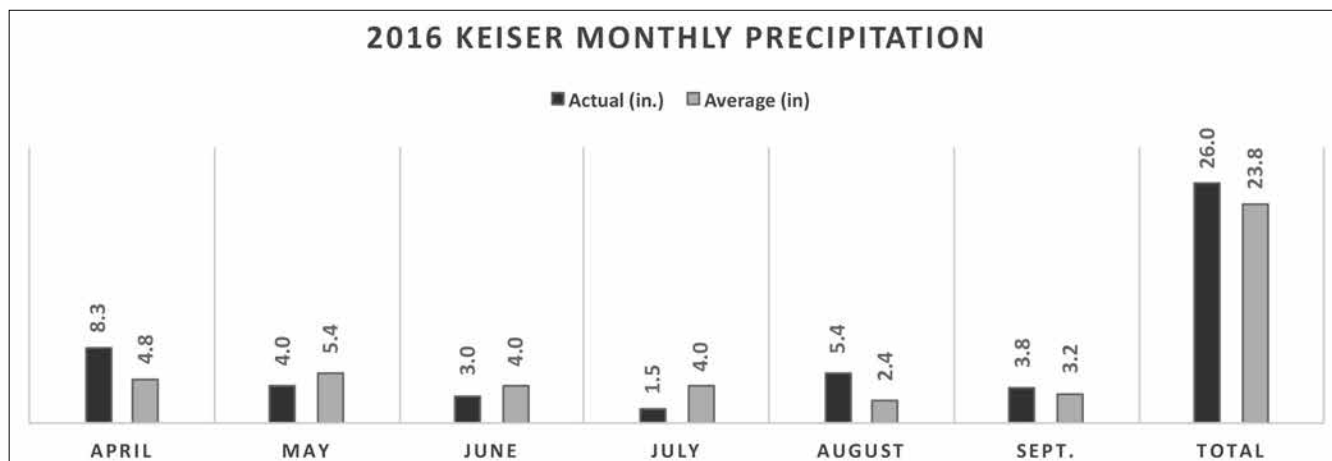
^bAverage Yield from 2014, 2015, 2016.

^c 1 = Almost all plants erect. 2 = Either all plants leaning slightly, or a few plants down. 3 = Either all plants leaning moderately, or 25-50% of plants down. 4 = Either all plants leaning considerably, or 50-80% of plants down. 5 = All plants down badly.

^d 1 = No shattering. 2 = 1-3% shattered. 3 = 4-8% shattered. 4 = 9-19% shattered 5 = 20% or more shattered.

Table 11. Performance of Irrigated, Full-Season, Soybean Varieties and Strains, Northeast Research and Extension Center, Keiser, Ark., 2016, Continued.

Soil Series:	Sharkey clay	Herbicide Application(s):	Fierce + Gramoxone	May 13
Previous Crop:	Soybean		Prefix	May 31
Row Width:	38"		Select	July 20
Planting Date:	May 13	Harvest Date:	Early MG 4	Sept. 27
Irrigation Dates:	June 16		Mid MG 4	Sept. 28
	July 8, 21		Late MG 4	Oct. 3
	August 3		Early MG 5	Oct. 4
			Late MG 5	Oct. 11



**Table 12. Performance of Non-Irrigated, Full-Season, Soybean Varieties and Strains,
Northeast Research and Extension Center, Keiser, Ark., 2016.**

Variety/Experimental Line	2016	2-Year ^a Average	3-Year ^b Average	Maturity Date	Lodging ^c Score	Shatter ^d Score	Plant Height (in.)
.....bu/A.....							
<u>Early Maturity Group IV (RM 4.0 to 4.5)</u>							
Delta Grow DG4545 RR2X/STS	63.5	•	•	9/16	3.3	1.0	38
Mycogen 5N433R2	59.0	59.5	•	9/16	2.7	1.0	38
MorSoy 4535 RXT	58.6	•	•	9/18	1.7	1.0	39
Progeny P 4247LL	56.6	•	•	9/15	1.0	1.0	32
Dyna-Gro S43RY95	56.2	58.1	57.2	9/17	1.7	1.0	41
Dyna-Gro 31RY45	56.0	58.6	57.1	9/18	2.3	1.0	38
NK S45-R7 Brand	55.4	58.1	•	9/12	1.0	1.0	31
Mycogen 5N414R2	55.4	•	•	9/16	1.0	1.0	38
NK S45-W9 Brand	55.2	•	•	9/17	1.0	1.0	31
AvDx-D514	55.0	58.9	•	9/17	1.0	1.0	35
CZ 4222 LL	54.4	•	•	9/15	1.0	1.0	36
S12-3791	53.5	•	•	9/17	1.0	1.0	39
Progeny P 4211RY	53.2	57.1	55.6	9/15	1.0	1.0	34
AvZx-D515	52.8	•	•	9/16	1.0	1.0	31
Mycogen 5N424R2	52.7	•	•	9/14	1.3	1.0	33
Dyna-Gro S44XS57	52.5	•	•	9/18	2.0	1.0	42
NK S42-P6 Brand	51.8	•	•	9/15	1.7	1.0	35
Delta Grow DG4587 LL/STS	51.7	56.8	•	9/17	1.0	1.0	36
Eagle Seed ES4460RYX	51.0	•	•	9/18	1.3	1.0	37
NK S42-E5 Brand	50.9	•	•	9/15	1.7	1.0	37
Progeny P 4516RXS	50.6	•	•	9/15	2.3	1.0	34
Armor 43-D34	50.5	•	•	9/13	1.7	1.0	35
GS45R216	49.7	•	•	9/18	1.7	1.0	39
Asgrow AG 45X6	49.7	•	•	9/16	1.7	1.0	35
REV® 45A46™	48.9	•	•	9/17	1.3	1.0	37
Pioneer P41T33R	48.8	53.6	•	9/14	1.3	1.0	35
Schillinger e4510	45.9	•	•	9/15	1.0	1.0	33
Progeny P 4588RY	45.0	•	•	9/14	2.3	1.0	44
CZ 4540 LL	44.6	•	•	9/18	2.3	1.0	40
CZ 4044 LL	44.2	•	•	9/13	2.3	1.0	31
CZ 4590 RY	44.0	•	•	9/17	1.3	1.0	39
Armor 44-D40	43.5	•	•	9/18	3.0	1.0	36
Dyna-Gro S45LL97	42.8	•	•	9/15	1.3	1.0	35
Mycogen 5N406R2	42.7	•	•	9/07	1.3	1.0	31
Dyna-Gro S45XS66	42.4	•	•	9/18	1.7	1.0	39
Armor 39-D90	36.3	•	•	9/07	3.0	1.0	33
GRAND MEAN	50.7	•	•	9/15	1.6	1.0	36
LSD (5%)	10.1	•	•	•	1.2	•	•
C.V.	14.6	•	•	•	53.1	•	•

**Table 12. Performance of Non-Irrigated, Full-Season, Soybean Varieties and Strains,
Northeast Research and Extension Center, Keiser, Ark., 2016, Continued.**

Variety/Experimental Line	2016	2-Year ^a Average	3-Year ^b Average	Maturity Date	Lodging ^c Score	Shatter ^d Score	Plant Height (in.)
.....bu/A.....							
<u>Mid Maturity Group IV (RM 4.6 to 4.7)</u>							
Delta Grow DG4790 RR2	60.7	•	•	9/27	1.3	1.0	36
Progeny P 4620RXS	60.2	•	•	9/20	1.7	1.0	40
Progeny P 4788RY	59.6	59.1	57.0	9/21	1.0	1.0	37
AvDx-D714	59.5	59.6	61.2	9/22	1.7	1.0	41
Armor 47-R70	59.2	•	•	9/22	1.3	1.0	30
Asgrow AG 46X7	59.0	•	•	9/22	1.0	1.0	33
Progeny P 4757RY	58.6	62.6	•	9/21	2.0	1.0	38
Asgrow AG 46X6	57.7	•	•	9/22	2.3	1.0	34
Asgrow AG 4632	56.6	60.7	•	9/19	1.3	1.0	33
Asgrow AG 47X6	56.0	•	•	9/19	1.0	1.0	38
NK S47-K5 Brand	55.9	60.7	60.9	9/24	1.0	1.0	32
REV® 47R34™	55.7	59.4	60.3	9/22	2.3	1.0	39
CZ 4748 LL	55.3	•	•	9/20	1.0	1.0	37
Armor 46-D08	55.2	•	•	9/23	2.3	1.0	38
Armor 47-D17	55.1	•	•	9/22	2.7	1.0	40
MorSoy 47X76	55.1	•	•	9/23	1.0	1.0	37
Go Soy 4714LL	54.7	•	•	9/29	1.3	1.3	33
Eagle Seed ES4680RYX	54.2	•	•	9/20	2.3	1.3	37
Pioneer P47T89R	54.0	54.0	55.4	9/22	1.3	1.0	44
S12-3782	53.9	•	•	9/23	1.0	1.0	38
Progeny P 4613RYS	53.3	55.1	53.0	9/18	2.0	1.0	37
Eagle Seed ES4772RY	53.2	53.1	•	9/22	1.0	1.0	34
Pioneer P47T36R	53.1	57.6	55.2	9/21	1.0	1.0	37
Armor ARX4706	52.8	•	•	9/27	1.0	1.0	41
Armor AR4606	52.8	•	•	9/21	1.0	1.0	31
Delta Grow DG4670 RR2	51.1	56.3	55.5	9/17	2.0	1.0	32
Blue River 47FC7	51.0	•	•	9/22	1.0	1.0	37
MorSoy 4616 RXT/STS	50.9	•	•	9/22	1.7	1.0	39
NK S47-C8 Brand	50.7	•	•	9/27	1.3	1.0	33
MorSoy Xtra 47X12	50.0	52.5	55.2	9/23	1.3	1.0	39
Armor 48-D80	48.8	•	•	9/21	1.7	1.0	44
HBK RY4721	48.5	•	•	9/22	2.0	1.0	37
Delta Grow DG4680 RR2	48.4	•	•	9/16	1.7	1.0	37
Progeny P 4799RXS	48.2	•	•	9/21	1.3	1.0	36
Delta Grow DG4781 LL	47.1	56.0	•	9/23	1.3	1.0	33
Schillinger e4892	46.5	•	•	9/16	2.0	1.0	36
GS47R216	45.9	•	•	9/21	1.3	1.0	35
CZ 4656 RY	45.0	•	•	9/22	2.0	1.0	38
Go Soy 4714GTS	44.6	45.6	•	9/17	1.7	1.3	38
GRAND MEAN	53.3	•	•	9/22	1.5	1.0	37
LSD (5%)	7.9	•	•	•	1.0	0.2	•
C.V.	11.0	•	•	•	48.3	15.6	•

**Table 12. Performance of Non-Irrigated, Full-Season, Soybean Varieties and Strains,
Northeast Research and Extension Center, Keiser, Ark., 2016, Continued.**

Variety/Experimental Line	2016	2-Year ^a Average	3-Year ^b Average	Maturity Date	Lodging ^c Score	Shatter ^d Score	Plant Height (in.)
.....bu/A.....							
<u>Late Maturity Group IV (RM 4.8 to 4.9)</u>							
Progeny P 4816RX	59.5	•	•	9/26	1.3	1.0	31
Armor 48-D24	57.9	•	•	9/26	1.0	1.0	30
Delta Grow DG4845 RR2X	57.1	•	•	9/25	1.3	1.0	36
Go Soy 4913LL	56.8	•	•	9/23	1.0	1.0	37
MorSoy 4910 RXT/STS	56.5	•	•	9/22	1.3	1.0	41
HBK LL4953	55.4	•	•	9/23	1.7	1.0	39
NK S49-B1 Brand	54.8	•	•	9/22	1.0	1.0	32
Armor AR4906	53.5	•	•	9/22	1.0	1.0	31
Armor 49-D90	52.9	•	•	9/24	1.0	1.0	41
REV® 48A76™	52.6	•	•	9/22	1.3	1.0	36
USG Ellis	52.6	54.0	55.7	9/25	1.0	1.0	26
S12-2418	52.3	•	•	9/22	1.0	1.3	35
Schillinger e4993	52.0	•	•	9/25	1.0	1.0	35
Dyna-Gro S48XT56	52.0	•	•	9/25	1.0	1.0	31
Dyna-Gro S49LL34	51.7	53.5	•	9/19	1.0	1.3	42
Progeny P 4930LL	51.7	53.9	54.6	9/24	1.0	1.0	37
Delta Grow DG4855 RR2X/STS	51.6	•	•	9/21	1.3	1.0	37
Eagle Seed ES4870RYX	51.1	•	•	9/21	1.0	1.0	46
GS48R216	51.0	•	•	9/22	1.3	1.0	33
Delta Grow DG4880 RR	50.8	53.3	52.2	9/23	1.7	1.0	35
NK S48-D9 Brand	50.5	53.8	•	9/24	1.7	1.0	43
USG 7487XTS	50.3	•	•	9/23	1.7	1.0	42
Delta Grow DG4977 LL/STS	50.3	50.9	•	9/22	2.0	1.0	35
REV® 49R94™	50.2	54.5	54.7	9/21	1.3	1.0	38
Dyna-Gro S48RS53	50.0	50.9	53.7	9/21	1.0	1.0	43
Delta Grow DG4825 RR2/STS	49.8	•	•	9/24	2.0	1.0	35
Go Soy Ireane	49.6	54.7	•	9/25	1.7	1.0	28
AvDx-D814	49.4	53.5	53.5	9/22	1.3	1.0	35
USG 74K95RS	49.4	51.8	•	9/23	1.0	1.7	40
Asgrow AG 49X6	49.3	•	•	9/23	2.0	1.0	40
Dyna-Gro S49XT07	49.0	•	•	9/22	2.3	1.0	40
Go Soy 4912LL	49.0	•	•	9/23	1.3	1.0	34
Mycogen 5N480R2	48.9	•	•	9/23	1.0	1.0	39
Armor 49-G1	48.5	•	•	9/24	1.7	1.0	40
REV® 48L63™	48.2	•	•	9/23	1.3	1.0	34
AvDx-D916	48.0	•	•	9/22	1.3	1.0	37
MorSoy 4915 RXT	47.7	•	•	9/20	2.0	1.0	44
REV® 48A26™	47.7	•	•	9/25	1.7	1.0	37
Armor ARX4906	47.7	•	•	9/20	2.7	1.0	39
Dyna-Gro S49XS76	47.7	•	•	9/25	2.3	1.0	38
USG 7496XTS	47.4	•	•	9/24	1.7	1.0	38
Go Soy 49G16	47.1	•	•	9/24	1.7	1.0	35
Go Soy 4814GTS	47.0	•	•	9/22	1.3	1.0	41

**Table 12. Performance of Non-Irrigated, Full-Season, Soybean Varieties and Strains,
Northeast Research and Extension Center, Keiser, Ark., 2016, Continued.**

Variety/Experimental Line	2016	2-Year ^a Average	3-Year ^b Average	Maturity Date	Lodging ^c Score	Shatter ^d Score	Plant Height (in.)
.....bu/A.....							
<u>Late Maturity Group IV (RM 4.8 to 4.9) Continued</u>							
GS4915R2	46.8	•	•	9/23	1.0	1.0	41
MorSoy Xtra 48X02	46.7	49.2	52.1	9/22	1.0	1.0	36
Asgrow AG 48X7	46.3	•	•	9/21	2.0	1.0	45
Delta Grow DG4940 RR	45.9	48.5	48.8	9/26	1.0	1.0	33
Progeny P 4900RY	45.9	50.3	53.5	9/24	1.0	1.0	41
Armor 49-D66	45.6	•	•	9/20	1.3	1.0	40
CZ 4959 RY	45.5	46.4	48.3	9/24	1.3	1.0	41
Eagle Seed ES4840RY	44.9	52.3	54.5	9/25	1.3	1.0	28
Delta Grow DG4967 LL	44.1	49.7	51.0	9/24	1.0	1.0	40
Progeny P 4814LLS	44.1	46.9	•	9/22	1.0	1.0	45
CZ 4898 RY	44.0	•	•	9/19	2.0	1.0	35
Delta Grow DG4970 RR	42.9	49.5	52.0	9/23	2.3	1.0	28
CZ 4818 LL	42.7	44.8	•	9/20	1.7	1.0	43
REV® 49L49™	42.5	•	•	9/25	2.3	1.0	37
Go Soy 483.C	42.4	50.4	•	9/16	2.3	1.0	33
MorSoy 4876 RXT	42.4	•	•	9/21	1.0	1.0	35
Progeny P 4944RX	41.6	•	•	9/21	2.0	1.0	36
Delta Grow DG4995 RR	39.6	49.0	•	9/24	3.7	1.0	25
Eagle Seed ES4998RR	39.4	48.7	46.6	9/17	2.7	1.0	35
USG 7497XT	37.9	•	•	9/19	2.7	1.0	43
GRAND MEAN	48.7	•	•	9/23	1.5	1.0	37
LSD (5%)	9.0	•	•	•	1.0	0.2	•
C.V.	13.7	•	•	•	49.5	12.3	•

**Table 12. Performance of Non-Irrigated, Full-Season, Soybean Varieties and Strains,
Northeast Research and Extension Center, Keiser, Ark., 2016, Continued.**

Variety/Experimental Line	2016	2-Year ^a Average	3-Year ^b Average	Maturity Date	Lodging ^c Score	Shatter ^d Score	Plant Height (in.)
.....bu/A.....							
<u>Early Maturity Group V (RM 5.0 to 5.4)</u>							
Dyna-Gro S52LL66	60.4	58.1	•	9/25	1.7	1.0	41
S11-17025	59.5	59.6	•	9/27	1.3	1.0	24
AvDx-F216	58.3	•	•	9/24	1.0	1.0	31
Pioneer P53T73SR	58.1	56.8	55.4	9/24	1.0	1.0	30
Eagle Seed ES5420RYX	57.7	•	•	9/25	1.0	1.0	27
USG 7536XT	57.3	•	•	9/24	1.0	1.0	27
CZ 5147 LL	57.1	57.7	•	9/29	1.0	1.0	28
Dyna-Gro S52RY75	57.0	58.9	55.0	9/24	1.0	1.0	35
Go Soy Leland	56.5	60.2	•	9/12	1.0	1.0	29
S11-20124	56.4	•	•	9/27	1.3	1.0	32
CZ 5242 LL	56.1	56.8	54.4	9/25	1.0	1.0	42
CZ 5445 LL	55.8	55.0	•	9/29	1.0	1.0	30
UA 5014C	55.7	56.3	55.5	9/25	1.0	1.0	27
CZ 5225 LL	55.6	56.6	•	9/25	1.0	1.0	24
Delta Grow DG5067 LL	55.3	55.0	55.6	9/25	1.0	1.0	36
S12-4718	55.3	•	•	9/25	1.7	1.0	28
Progeny P 5016RXS	55.1	•	•	9/25	1.0	1.0	37
Asgrow AG 53X6	55.1	•	•	9/25	1.0	1.0	29
R11-89RY	55.0	59.2	•	9/25	1.0	1.0	27
Blue River 50SK7	54.2	•	•	9/23	1.0	1.0	27
Go Soy 5115LL	54.2	56.5	•	9/24	1.0	1.0	37
Delta Grow DG5461 LL	53.7	54.4	51.8	9/28	1.3	1.0	36
Armor AR5206C	53.6	•	•	9/27	1.0	1.0	31
USG 7506XTS	53.5	•	•	9/25	1.0	1.0	37
CZ 5150 LL	53.3	57.1	56.4	9/24	1.0	1.0	39
REV® 51A56™	53.2	58.1	•	9/18	1.3	1.0	39
Pioneer P52T50R	52.5	53.8	53.1	9/24	1.0	1.0	22
Pioneer P50T64R	52.4	56.6	57.2	9/24	1.0	1.0	36
UAX 51010	52.0	•	•	9/28	1.0	1.0	25
UAX 5102	52.0	•	•	9/24	1.3	1.0	25
Progeny P 5226RYS	51.5	52.3	•	9/29	1.3	1.0	37
R09-430	51.3	57.0	56.3	9/25	1.0	1.0	25
Delta Grow DG5230 RR2	51.1	•	•	9/24	1.0	1.0	30
Armor 53-D04	50.0	•	•	9/24	1.0	1.0	27
Hutcheson	49.9	51.0	50.4	9/24	1.0	1.0	31
Progeny P 5414LLS	49.2	•	•	9/29	1.0	1.0	36
Eagle Seed ES5225RY	48.8	53.8	53.5	9/25	1.3	1.0	38
Progeny P 5417RX	48.2	•	•	9/25	1.0	1.0	31
Delta Grow DG5170 RR2/STS	48.2	•	•	9/30	1.3	1.0	41
Eagle Seed ES5015RYX	48.0	•	•	9/20	1.3	1.0	33
USG 7547XT	46.9	•	•	9/24	1.7	1.0	30
NK S52-Y2 Brand	46.7	47.9	49.0	9/24	1.0	1.0	33
Go Soy 5214GTS	46.0	•	•	9/25	1.3	1.0	36

Table 12. Performance of Non-Irrigated, Full-Season, Soybean Varieties and Strains, Northeast Research and Extension Center, Keiser, Ark., 2016, Continued.

Variety/Experimental Line	2016	2-Year ^a Average	3-Year ^b Average	Maturity Date	Lodging ^c Score	Shatter ^d Score	Plant Height (in.)
.....bu/A.....							
<u>Early Maturity Group V (RM 5.0 to 5.4) Continued</u>							
UA 5213C	44.9	49.0	46.8	9/24	1.0	1.0	24
REV® 52A94™	44.5	51.8	•	9/25	1.0	1.0	29
Asgrow AG 54X6	43.9	•	•	9/29	1.3	1.0	41
UA 5414RR	39.6	44.4	47.8	9/24	1.0	1.0	22
GRAND MEAN	52.6	•	•	9/24	1.1	1.0	32
LSD (5%)	7.0	•	•	•	0.5	•	•
C.V.	9.9	•	•	•	33.7	•	•
<u>Late Maturity Group V (RM 5.5 to 5.9)</u>							
UA 5612	46.5	53.9	54.1	10/04	1.0	1.0	28
Armor 55-R68	44.8	54.6	54.6	10/01	1.0	1.0	31
Eagle Seed ES5508RY	44.5	50.9	•	10/02	1.0	1.0	33
USG 75B75R	43.8	51.9	•	10/03	1.0	1.0	26
UAX 59111C	43.6	•	•	10/04	1.0	1.0	26
UAX 59012C	43.2	•	•	09/28	1.0	1.0	26
Progeny P 5752RY	43.0	52.2	•	10/04	1.0	1.0	29
Progeny P 5555RY	42.9	50.5	50.5	10/02	1.0	1.0	33
Go Soy 56C16	42.8	51.5	•	10/02	1.0	1.0	33
UAX 59113GT	42.2	•	•	10/05	1.0	1.0	33
UA 5814HP	42.0	47.6	•	10/04	1.0	1.0	36
Eagle Seed ES5650RR	41.8	50.7	51.6	10/01	1.0	1.0	28
R10-197RY	41.7	48.3	47.9	09/27	1.0	1.0	24
Delta Grow DG5580 RR2	41.7	•	•	10/02	1.0	1.0	25
REV® 57R21™	41.0	50.1	52.0	10/03	1.0	1.0	35
JTN-5110	40.7	50.6	49.6	09/27	1.0	1.0	30
OSAGE	40.6	52.5	53.9	10/04	1.0	1.0	23
Asgrow AG 55X7	40.0	•	•	09/25	1.0	1.0	27
NK S56-M8 Brand	39.2	•	•	10/04	1.0	1.0	24
Dyna-Gro S55LS75	37.9	46.3	•	10/02	1.0	1.0	35
REV® 56R63™	37.5	48.5	51.4	10/01	1.0	1.0	31
USG 7576XT	37.4	•	•	10/05	1.0	1.0	31
Progeny P 5768RX	37.1	•	•	10/05	1.0	1.0	29
Delta Grow DG5625 RR2	36.7	48.7	49.3	10/02	1.0	1.0	31
Dyna-Gro S56RY84	36.5	46.7	48.6	10/02	1.0	1.0	33
UAX 59013C	35.7	•	•	10/04	1.0	1.0	26
Eagle Seed ES5930RYX	35.4	•	•	10/06	1.0	1.0	31

**Table 12. Performance of Non-Irrigated, Full-Season, Soybean Varieties and Strains,
Northeast Research and Extension Center, Keiser, Ark., 2016, Continued.**

Variety/Experimental Line	2016	2-Year ^a Average	3-Year ^b Average	Maturity Date	Lodging ^c Score	Shatter ^d Score	Plant Height (in.)
.....bu/A.....							
<u>Late Maturity Group V (RM 5.5 to 5.9) Continued</u>							
R07-6614RR	34.2	•	•	10/02	1.0	1.0	26
UAX 59313GT	32.9	•	•	10/01	1.0	1.0	29
USG 7557XT	31.2	•	•	09/27	1.0	1.0	40
Armor ARX5506	30.8	•	•	09/28	1.0	1.0	40
UAX 59011C	30.0	•	•	10/06	1.0	1.0	28
GRAND MEAN	39.4	•	•	10/01	1.0	1.0	30
LSD (5%)	5.1	•	•	•	•	•	•
C.V.	7.7	•	•	•	•	•	•

^aAverage Yield from 2015 and 2016.

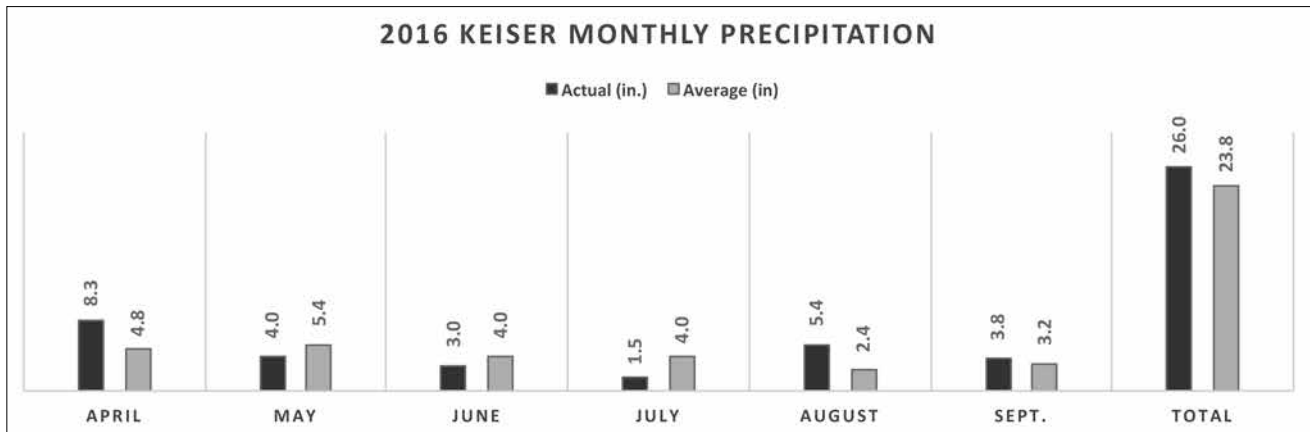
^bAverage Yield from 2014, 2015, 2016.

^c 1 = Almost all plants erect. 2 = Either all plants leaning slightly, or a few plants down. 3 = Either all plants leaning moderately, or 25-50% of plants down. 4 = Either all plants leaning considerably, or 50-80% of plants down. 5 = All plants down badly.

^d 1 = No shattering. 2 = 1-3% shattered. 3 = 4-8% shattered. 4 = 9-19% shattered 5 = 20% or more shattered.

Table 12. Performance of Non-Irrigated, Full-Season, Soybean Varieties and Strains, Northeast Research and Extension Center, Keiser, Ark., 2016, Continued.

Soil Series:	Sharkey clay	Herbicide Application(s):	Fierce + Gramoxone	May 13
Previous Crop:	Soybean		Prefix	May 31
			Select	July 20
Row Width:	38"	Harvest Date:	Early MG 4	Sept. 27
Planting Date:	May 13		Mid MG 4	Sept. 28
			Late MG 4	Oct. 3
Irrigation Dates:	N/A		Early MG 5	Oct. 4
			Late MG 5	Oct. 11



**Table 13. Performance of Irrigated, Soybean Varieties and Strains,
Lon Mann Cotton Research Station, Marianna, Ark., 2016.**

Variety/Experimental Line	2016	2-Year ^a Average	3-Year ^b Average	Maturity Date	Lodging ^g Score	Shatter ^h Score	Plant Height (in.)
.....bu/A.....							
<u>Early Maturity Group IV (RM 4.0 to 4.5)</u>							
Mycogen 5N433R2	69.7	57.3	•	9/30	2.0	1.0	•
GS45R216	67.0	•	•	9/30	2.0	1.0	•
Progeny P 4211RY	66.1	58.5	60.2	9/23	3.0	1.0	•
S12-3791	65.2	•	•	9/30	2.0	1.0	•
Armor 43-D34	65.0	•	•	9/26	3.0	1.0	•
NK S45-W9 Brand	64.1	•	•	9/26	2.0	1.0	•
Dyna-Gro S43RY95	64.0	56.5	58.8	9/23	2.0	1.0	•
Dyna-Gro S44XS57	63.9	•	•	9/26	2.0	1.0	•
Dyna-Gro S45XS66	63.8	•	•	9/30	2.0	1.0	•
AvDx-D514	62.7	52.6	•	9/26	2.0	1.0	•
Armor 44-D40	62.5	•	•	9/30	2.0	1.0	•
AvZx-D515	62.5	•	•	9/30	3.0	1.0	•
Dyna-Gro 31RY45	62.4	52.3	58.5	9/30	3.0	1.0	•
Delta Grow DG4587 LL/STS	62.3	54.5	•	9/30	2.0	1.0	•
MorSoy 4535 RXT	61.9	•	•	9/26	2.0	1.0	•
Dyna-Gro S45LL97	61.6	•	•	9/26	3.0	1.0	•
CZ 4222 LL	60.9	•	•	9/30	2.0	1.0	•
Delta Grow DG4545 RR2X/STS	60.5	•	•	9/23	3.0	1.0	•
Mycogen 5N414R2	60.1	•	•	9/30	2.0	1.0	•
Asgrow AG 45X6	59.9	•	•	9/23	2.0	1.0	•
NK S45-R7 Brand	59.7	56.5	•	9/26	2.0	1.0	•
REV [®] 45A46 [™]	59.2	•	•	9/26	2.0	1.0	•
NK S42-E5 Brand	59.0	•	•	9/26	2.0	1.0	•
CZ 4590 RY	58.5	•	•	9/30	2.0	1.0	•
Eagle Seed ES4460RYX	58.5	•	•	9/26	2.0	1.0	•
Pioneer P41T33R	58.3	52.7	•	9/26	2.0	1.0	•
Progeny P 4516RXS	57.4	•	•	9/30	3.0	1.0	•
NK S42-P6 Brand	57.4	•	•	9/26	2.0	1.0	•
Mycogen 5N424R2	57.2	•	•	9/30	2.0	1.0	•
CZ 4044 LL	56.9	•	•	9/23	3.0	1.0	•
Progeny P 4247LL	56.9	•	•	9/26	2.0	1.0	•
Schillinger e4510	55.8	•	•	9/30	2.0	1.0	•
CZ 4540 LL	52.4	•	•	9/30	3.0	1.0	•
Mycogen 5N406R2	48.8	•	•	9/26	2.0	1.0	•
Progeny P 4588RY	48.7	•	•	9/30	3.0	1.0	•
Armor 39-D90	48.3	•	•	9/30	2.0	1.0	•
GRAND MEAN	60.0	•	•	9/27	2.3	1.0	•
LSD (5%)	4.7	•	•	•	0.0	•	•
C.V.	5.8	•	•	•	19.7	•	•

**Table 13. Performance of Irrigated, Soybean Varieties and Strains,
Lon Mann Cotton Research Station, Marianna, Ark., 2016, Continued.**

Variety/Experimental Line	2016	2-Year ^a Average	3-Year ^b Average	Maturity Date	Lodging ^g Score	Shatter ^h Score	Plant Height (in.)
.....bu/A.....							
<u>Mid Maturity Group IV (RM 4.6 to 4.7)</u>							
Progeny P 4788RY	71.1	58.8	•	09/30	3.0	1.0	40
Delta Grow DG4670 RR2	67.0	56.5	58.2	10/03	1.0	1.0	34
Progeny P 4757RY	66.5	57.7	•	10/03	3.0	1.0	30
Pioneer P47T36R	64.8	58.1	•	10/03	2.0	1.0	36
Progeny P 4799RXS	64.5	•	•	10/03	3.0	1.0	33
Eagle Seed ES4680RYX	63.9	•	•	09/30	3.0	1.0	32
MorSoy 4616 RXT/STS	63.2	•	•	09/30	1.0	1.0	39
Progeny P 4613RYS	62.9	56.7	•	10/03	2.0	1.0	37
Asgrow AG 47X6	62.9	•	•	09/30	3.0	1.0	31
Armor 47-R70	62.7	•	•	09/30	2.0	1.0	35
Eagle Seed ES4772RY	62.2	53.0	•	09/30	2.0	1.0	37
Go Soy 4714GTS	61.6	52.7	•	09/30	1.0	1.0	35
Pioneer P47T89R	60.4	51.4	•	09/30	1.0	1.0	33
Delta Grow DG4680 RR2	59.8	•	•	09/30	2.0	1.0	29
GS47R216	59.3	•	•	09/30	2.0	1.0	39
NK S47-K5 Brand	58.4	52.4	•	09/30	2.0	1.0	31
Delta Grow DG4781 LL	58.1	51.9	•	09/30	2.0	1.0	36
Asgrow AG 4632	57.8	52.2	•	09/30	2.0	1.0	29
S12-3782	57.7	•	•	10/03	3.0	1.0	31
NK S47-C8 Brand	57.1	•	•	09/30	1.0	1.0	33
MorSoy 47X76	57.0	•	•	10/03	2.0	1.0	36
CZ 4748 LL	56.9	•	•	09/30	1.0	1.0	33
Armor 48-D80	56.8	•	•	09/30	2.0	1.0	39
HBK RY4721	56.8	•	•	09/30	3.0	1.0	32
Asgrow AG 46X7	56.4	•	•	09/30	1.0	1.0	33
Armor 46-D08	56.3	•	•	09/30	2.0	1.0	33
MorSoy Xtra 47X12	55.7	48.5	55.0	10/03	2.0	1.0	29
Schillinger e4892	55.3	•	•	10/03	2.0	1.0	37
Blue River 47FC7	55.2	•	•	10/03	2.0	1.0	32
Armor ARX4706	55.0	•	•	10/03	3.0	1.0	35
AvDx-D714	54.8	49.2	•	09/30	3.0	1.0	30
Go Soy 4714LL	54.2	•	•	10/03	2.0	1.0	41
Armor 47-D17	53.9	•	•	10/03	2.0	1.0	31
Delta Grow DG4790 RR2	53.8	•	•	09/30	2.0	1.0	37
CZ 4656 RY	52.7	•	•	09/30	1.0	1.0	38
Asgrow AG 46X6	52.5	•	•	09/30	1.0	1.0	30
Progeny P 4620RXS	52.1	•	•	10/03	3.0	1.0	38
Armor AR4606	51.5	•	•	09/30	1.0	1.0	36
REV® 47R34™	50.3	45.5	•	09/30	2.0	1.0	34
GRAND MEAN	58.4	•	•	10/01	2.0	1.0	34
LSD (5%)	8.8	•	•	•	0.0	•	•
C.V.	11.0	•	•	•	35.8	•	•

**Table 13. Performance of Irrigated, Soybean Varieties and Strains,
Lon Mann Cotton Research Station, Marianna, Ark., 2016, Continued.**

Variety/Experimental Line	2016	2-Year ^c Average	3-Year ^d Average	Maturity Date	Lodging ^e Score	Shatter ^h Score	Plant Height (in.)
.....bu/A.....							
<u>Late Maturity Group IV (RM 4.8 to 4.9)</u>							
Schillinger e4993	69.0	•	•	10/05	2.0	1.0	•
GS48R216	67.2	•	•	10/05	1.0	1.0	•
REV® 48A26™	64.3	•	•	10/05	1.0	1.0	•
AvDx-D814	64.2	69.3	•	10/03	1.0	1.0	•
Delta Grow DG4940 RR	63.8	60.4	•	10/05	2.0	1.0	•
MorSoy Xtra 48X02	63.8	66.6	65.8	10/05	1.0	1.0	•
Armor AR4906	63.6	•	•	10/05	1.0	1.0	•
NK S48-D9 Brand	63.6	•	•	10/05	2.0	1.0	•
Dyna-Gro S49XS76	63.4	•	•	10/05	2.0	1.0	•
Eagle Seed ES4840RY	63.2	70.0	•	10/05	2.0	1.0	•
Delta Grow DG4825 RR2/STS	62.9	•	•	10/05	2.0	1.0	•
NK S49-B1 Brand	62.0	•	•	10/05	1.0	1.0	•
Eagle Seed ES4998RR	61.1	63.0	61.7	10/05	2.0	1.0	•
REV® 48A76™	60.8	•	•	10/05	2.0	1.0	•
Go Soy 49G16	60.8	•	•	10/03	2.0	1.0	•
Delta Grow DG4845 RR2X	60.7	•	•	10/05	2.0	1.0	•
REV® 48L63™	60.6	•	•	10/05	2.0	1.0	•
Go Soy 4814GTS	60.5	•	•	10/05	1.0	1.0	•
Delta Grow DG4995 RR	60.4	•	•	10/05	2.0	1.0	•
Progeny P 4816RX	59.7	•	•	10/05	2.0	1.0	•
Go Soy 4912LL	59.6	•	•	10/05	3.0	1.0	•
Delta Grow DG4855 RR2X/STS	59.4	•	•	10/05	1.0	1.0	•
Eagle Seed ES4870RYX	59.3	•	•	10/03	3.0	1.0	•
USG 7496XTS	59.1	•	•	10/05	2.0	1.0	•
Armor 49-G1	58.6	•	•	10/03	2.0	1.0	•
S12-2418	58.6	•	•	10/05	2.0	1.0	•
Go Soy 483.C	58.0	•	•	10/05	1.0	1.0	•
REV® 49R94™	57.5	65.0	•	10/05	2.0	1.0	•
Delta Grow DG4880 RR	57.4	56.4	58.0	10/05	2.0	1.0	•
Delta Grow DG4977 LL/STS	57.2	•	•	10/05	2.0	1.0	•
AvDx-D916	57.1	•	•	10/05	2.0	1.0	•
Asgrow AG 48X7	56.7	•	•	10/05	2.0	1.0	•
CZ 4898 RY	56.6	•	•	10/05	2.0	1.0	•
USG 7487XTS	56.6	•	•	10/05	2.0	1.0	•
REV® 49L49™	56.4	•	•	10/03	1.0	1.0	•
Dyna-Gro S48XT56	56.4	•	•	10/05	2.0	1.0	•
Go Soy 4913LL	56.0	•	•	10/03	3.0	1.0	•
CZ 4959 RY	56.0	60.4	•	10/05	1.0	1.0	•
MorSoy 4910 RXT/STS	55.8	•	•	10/05	2.0	1.0	•
Armor 49-D90	55.8	•	•	10/05	2.0	1.0	•
Delta Grow DG4967 LL	55.4	70.1	70.6	10/05	2.0	1.0	•
CZ 4818 LL	55.3	•	•	10/05	2.0	1.0	•
Progeny P 4944RX	54.9	•	•	10/03	2.0	1.0	•

**Table 13. Performance of Irrigated, Soybean Varieties and Strains,
Lon Mann Cotton Research Station, Marianna, Ark., 2016, Continued.**

Variety/Experimental Line	2016	2-Year ^c Average	3-Year ^d Average	Maturity Date	Lodging ^e Score	Shatter ^h Score	Plant Height (in.)
.....bu/A.....							
<u>Late Maturity Group IV (RM 4.8 to 4.9) Continued</u>							
Dyna-Gro S49LL34	54.5	•	•	10/05	2.0	1.0	•
Armor 48-D24	54.5	•	•	10/05	2.0	1.0	•
Delta Grow DG4970 RR	54.4	54.4	57.8	10/05	2.0	1.0	•
MorSoy 4915 RXT	54.1	•	•	10/05	1.0	1.0	•
Progeny P 4930LL	54.0	69.3	•	10/03	1.0	1.0	•
Dyna-Gro S49XT07	54.0	•	•	10/03	2.0	1.0	•
Progeny P 4900RY	53.2	66.4	65.6	10/05	1.0	1.0	•
Asgrow AG 49X6	52.5	•	•	10/05	2.0	1.0	•
MorSoy 4876 RXT	52.3	•	•	10/03	1.0	1.0	•
Dyna-Gro S48RS53	51.7	60.1	•	10/03	1.0	1.0	•
Mycogen 5N480R2	51.4	•	•	10/05	2.0	1.0	•
GS4915R2	50.9	•	•	10/05	1.0	1.0	•
Progeny P 4814LLS	50.7	•	•	10/03	2.0	1.0	•
Armor 49-D66	50.3	•	•	10/05	1.0	1.0	•
USG 74K95RS	50.0	•	•	10/05	3.0	1.0	•
USG 7497XT	49.3	•	•	10/05	2.0	1.0	•
HBK LL4953	48.7	•	•	10/05	3.0	1.0	•
Armor ARX4906	48.0	•	•	10/05	2.0	1.0	•
Go Soy Ireane	46.9	•	•	10/05	2.0	1.0	•
USG Ellis	45.0	62.2	•	10/03	2.0	1.0	•
GRAND MEAN	57.1	•	•	10/04	1.8	1.0	•
LSD (5%)	8.5	•	•	•	0.0	•	•
C.V.	11.0	•	•	•	31.7	•	•

**Table 13. Performance of Irrigated, Soybean Varieties and Strains,
Lon Mann Cotton Research Station, Marianna, Ark., 2016, Continued.**

Variety/Experimental Line	2016	2-Year ^a Average	3-Year ^b Average	Maturity Date	Lodging ^g Score	Shatter ^h Score	Plant Height (in.)
.....bu/A.....							
<u>Early Maturity Group V (RM 5.0 to 5.4)</u>							
Armor AR5206C	63.3	•	•	10/05	2.0	1.0	•
Go Soy Leland	62.4	57.6	•	10/10	2.0	1.0	•
Delta Grow DG5170 RR2/STS	62.1	•	•	10/05	3.0	1.0	•
Go Soy 5214GTS	61.5	•	•	10/07	1.0	1.0	•
Progeny P 5226RYS	60.8	52.7	•	10/07	1.0	1.0	•
S11-20124	60.8	•	•	10/10	2.0	1.0	•
S11-17025	60.4	55.6	•	10/05	2.0	1.0	•
Dyna-Gro S52RY75	59.1	56.3	58.6	10/05	1.0	1.0	•
USG 7506XTS	56.2	•	•	10/07	2.0	1.0	•
S12-4718	56.2	•	•	10/05	2.0	1.0	•
Progeny P 5016RXS	55.5	•	•	10/07	2.0	1.0	•
Delta Grow DG5067 LL	55.5	50.1	53.1	10/05	2.0	1.0	•
Pioneer P50T64R	55.2	49.7	56.2	10/10	2.0	1.0	•
Go Soy 5115LL	54.7	48.2	•	10/10	1.0	1.0	•
Eagle Seed ES5225RY	54.2	47.2	55.6	10/05	1.0	1.0	•
Dyna-Gro S52LL66	54.0	48.8	•	10/10	2.0	1.0	•
CZ 5242 LL	53.7	50.1	56.3	10/10	1.0	1.0	•
Delta Grow DG5230 RR2	53.2	•	•	10/10	3.0	1.0	•
NK S52-Y2 Brand	53.2	48.2	57.4	10/10	1.0	1.0	•
Pioneer P53T73SR	51.7	47.8	53.5	10/10	2.0	1.0	•
USG 7547XT	50.9	•	•	10/10	3.0	1.0	•
CZ 5150 LL	50.7	49.0	57.8	10/10	1.0	1.0	•
Progeny P 5414LLS	50.6	•	•	10/05	2.0	1.0	•
AvDx-F216	50.4	•	•	10/10	2.0	1.0	•
REV [®] 51A56 [™]	50.3	47.5	•	10/07	2.0	1.0	•
Eagle Seed ES5015RYX	49.4	•	•	10/10	1.0	1.0	•
CZ 5147 LL	49.1	48.6	•	10/05	3.0	1.0	•
Asgrow AG 54X6	48.8	•	•	10/05	1.0	1.0	•
Eagle Seed ES5420RYX	48.8	•	•	10/10	2.0	1.0	•
Progeny P 5417RX	48.5	•	•	10/07	1.0	1.0	•
Delta Grow DG5461 LL	48.3	53.4	50.3	10/07	1.0	1.0	•
USG 7536XT	47.2	•	•	10/07	1.0	1.0	•
Pioneer P52T50R	47.2	47.3	54.5	10/10	3.0	1.0	•
REV [®] 52A94 [™]	47.0	46.5	•	10/07	1.0	1.0	•
UA 5414RR	47.0	•	•	10/05	1.0	1.0	•
Armor 53-D04	46.8	•	•	10/05	2.0	1.0	•
UA 5014C	46.6	61.3	•	10/10	2.0	1.0	•
UAX 5102	46.4	•	•	10/10	3.0	1.0	•
CZ 5225 LL	46.3	44.6	•	10/10	3.0	1.0	•
Asgrow AG 53X6	46.0	•	•	10/10	2.0	1.0	•
CZ 5445 LL	45.0	•	•	10/10	2.0	1.0	•
UAX 51010	44.3	•	•	10/05	2.0	1.0	•
R09-430	42.9	44.7	51.1	10/10	2.0	1.0	•

**Table 13. Performance of Irrigated, Soybean Varieties and Strains,
Lon Mann Cotton Research Station, Marianna, Ark., 2016, Continued.**

Variety/Experimental Line	2016	2-Year ^e Average	3-Year ^f Average	Maturity Date	Lodging ^g Score	Shatter ^h Score	Plant Height (in.)
.....bu/A.....							
<u>Early Maturity Group V (RM 5.0 to 5.4) Continued</u>							
Blue River 50SK7	41.9	•	•	10/05	1.0	1.0	•
Hutcheson	41.4	42.7	42.1	10/10	2.0	1.0	•
UA 5213C	39.5	41.2	49.5	10/10	3.0	1.0	•
R11-89RY	39.4	•	•	10/10	1.0	1.0	•
GRAND MEAN	51.2	•	•	10/07	1.8	1.0	•
LSD (5%)	5.6	•	•	•	0.0	•	•
C.V.	8.0	•	•	•	38.9	•	•
<u>Late Maturity Group V (RM 5.5 to 5.9)</u>							
JTN-5110	62.6	63.4	•	10/12	3.0	1.0	30
Progeny P 5752RY	55.8	•	•	10/12	2.0	1.0	29
Delta Grow DG5580 RR2	55.6	•	•	10/17	1.0	1.0	31
Armor 55-R68	54.4	•	•	10/17	2.0	1.0	34
Progeny P 5555RY	54.0	54.1	51.4	10/12	1.0	1.0	46
UAX 59113GT	52.9	•	•	10/17	2.0	1.0	37
REV® 56R63™	52.5	•	•	10/17	2.0	1.0	36
Dyna-Gro S56RY84	52.4	•	•	10/12	2.0	1.0	35
UA 5612	51.5	53.1	53.6	10/12	2.0	1.0	33
REV® 57R21™	50.6	53.1	52.4	10/17	2.0	1.0	33
R07-6614RR	50.6	•	•	10/12	3.0	1.0	32
Eagle Seed ES5930RYX	50.4	•	•	10/17	2.0	1.0	34
USG 75B75R	49.7	•	•	10/17	2.0	1.0	29
Eagle Seed ES5508RY	49.5	•	•	10/12	2.0	1.0	25
Armor ARX5506	49.4	•	•	10/12	2.0	1.0	46
Dyna-Gro S55LS75	48.5	•	•	10/17	2.0	1.0	35
Go Soy 56C16	47.7	•	•	10/12	3.0	1.0	22
R10-197RY	47.6	•	•	10/12	1.0	1.0	25
UA 5814HP	47.0	•	•	10/17	3.0	1.0	27
USG 7557XT	46.2	•	•	10/12	2.0	1.0	28
UAX 59313GT	45.8	•	•	10/17	2.0	1.0	27
USG 7576XT	44.8	•	•	10/12	1.0	1.0	34
Progeny P 5768RX	43.8	•	•	10/12	2.0	1.0	35
Eagle Seed ES5650RR	43.7	49.4	•	10/12	1.0	1.0	44
Asgrow AG 55X7	43.7	•	•	10/17	2.0	1.0	31
NK S56-M8 Brand	43.5	•	•	10/12	3.0	1.0	35
UAX 59012C	43.4	•	•	10/12	2.0	1.0	33

**Table 13. Performance of Irrigated, Soybean Varieties and Strains,
Lon Mann Cotton Research Station, Marianna, Ark., 2016, Continued.**

Variety/Experimental Line	2016	2-Year ^e Average	3-Year ^f Average	Maturity Date	Lodging ^g Score	Shatter ^h Score	Plant Height (in.)
.....bu/A.....							
<u>Late Maturity Group V (RM 5.5 to 5.9) Continued</u>							
UAX 59111C	42.6	•	•	10/17	2.0	1.0	37
UAX 59013C	42.2	•	•	10/12	3.0	1.0	34
UAX 59011C	41.9	•	•	10/17	3.0	1.0	33
Delta Grow DG5625 RR2	40.3	•	•	10/12	0.0	1.0	27
OSAGE	39.8	48.3	49.5	10/12	1.0	1.0	29
		•	•				
GRAND MEAN	48.3	•	•	10/14	2.0	1.0	33
LSD (5%)	5.3	•	•	•	0.0	•	•
C.V.	8.0	•	•	•	31.3	•	•

^aAverage Yield from 2015 and 2016.

^bAverage Yield from 2014, 2015, 2016.

^cAverage Yield from 2014 and 2016.

^dAverage Yield from 2012, 2014, 2016.

^eAverage Yield from 2012 and 2016 (Late MG V Only).

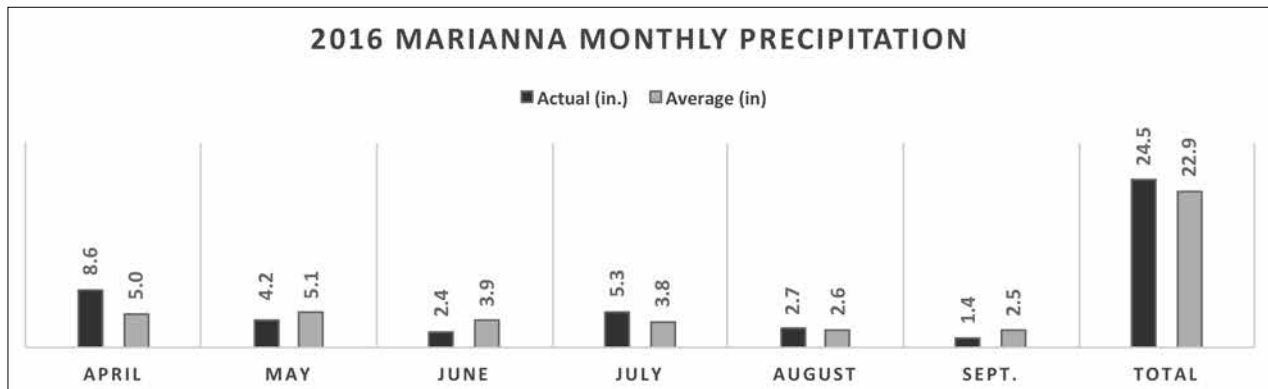
^fAverage Yield from 2011, 2012, 2016 (Late MG V Only).

^g 1 = Almost all plants erect. 2 = Either all plants leaning slightly, or a few plants down. 3 = Either all plants leaning moderately, or 25-50% of plants down. 4 = Either all plants leaning considerably, or 50-80% of plants down. 5 = All plants down badly.

^h 1 = No shattering. 2 = 1-3% shattered. 3 = 4-8% shattered. 4 = 9-19% shattered 5 = 20% or more shattered.

**Table 13. Performance of Irrigated, Soybean Varieties and Strains,
Lon Mann Cotton Research Station, Marianna, Ark., 2016^a, Continued.**

Soil Series:	Calloway silt loam	Herbicide	Roundup + Firstshot + Clarity	March 16
Previous Crop:	Soybean	Application(s):	Dual Magnum + Valor	May 11
Row Width:	38" twin-row		Select	June 13
Planting Date:	May 11		Flexstar + Dual Magnum	June 22
Irrigation Date(s):	June 16, 23 July 13, 21 August 6, 26 Sept. 15	Harvest Date(s):	Early MG 4	Oct. 6
			Mid MG 4	Oct. 6
			Late MG 4	Oct. 6
			Early MG 5	Oct. 28
			Late MG 5	Oct. 28
Fertilizer	100 lb/A 0-0-60			
Application(s):	March 29			



**Table 14. Performance of Irrigated, Full-Season, Soybean Varieties and Strains,
Rice Research and Extension Center, Stuttgart, Ark., 2016.**

Variety/Experimental Line	2016	2-Year ^a	3-Year ^b	Maturity Date	Lodging ^c Score	Shatter ^d Score	Plant Height (in.)
		Average	Average				
bu/A.....						
<u>Early Maturity Group IV (RM 4.0 to 4.5)</u>							
Delta Grow DG4545 RR2X/STS	72.3	•	•	9/23	1.7	1.0	44
CZ 4222 LL	71.3	•	•	9/12	1.3	1.0	33
AvDx-D514	70.8	72.8	•	9/17	2.7	1.0	44
Eagle Seed ES4460RYX	70.0	•	•	9/17	1.3	1.0	44
Armor 44-D40	69.6	•	•	9/17	1.3	1.0	41
NK S45-R7 Brand	69.3	72.1	•	9/11	1.3	1.0	37
Delta Grow DG4587 LL/STS	69.2	72.3	•	9/19	1.3	1.0	41
Armor 43-D34	69.0	•	•	9/14	1.7	1.0	38
Dyna-Gro S45XS66	68.9	•	•	9/20	2.3	1.0	43
Mycogen 5N414R2	68.6	•	•	9/20	1.7	1.0	42
Pioneer P41T33R	68.0	70.7	•	9/13	2.7	1.0	39
Dyna-Gro S43RY95	67.7	69.5	69.6	9/19	2.7	1.0	44
GS45R216	67.4	•	•	9/19	3.3	1.0	47
Progeny P 4211RY	67.2	66.5	68.5	9/15	2.0	1.0	39
REV [®] 45A46 [™]	67.0	•	•	9/18	2.3	1.0	40
MorSoy 4535 RXT	66.6	•	•	9/29	3.3	1.0	42
NK S45-W9 Brand	66.3	•	•	9/11	1.0	1.0	33
Mycogen 5N406R2	66.2	•	•	9/10	1.7	1.0	38
Mycogen 5N433R2	66.1	67.6	•	9/18	2.7	1.0	39
CZ 4590 RY	66.1	•	•	9/16	1.7	1.0	43
NK S42-E5 Brand	65.7	•	•	9/14	1.3	1.0	42
NK S42-P6 Brand	65.6	•	•	9/11	1.7	1.0	43
S12-3791	64.9	•	•	9/13	2.0	1.0	37
Dyna-Gro S44XS57	64.4	•	•	9/16	2.0	1.0	50
Progeny P 4247LL	62.7	•	•	9/11	1.3	1.0	42
AvZx-D515	62.5	•	•	9/17	2.0	1.0	49
Dyna-Gro S31RY45	61.9	66.3	69.2	9/17	1.7	1.0	44
CZ 4540 LL	61.6	•	•	9/20	3.7	1.0	47
Dyna-Gro S45LL97	61.0	•	•	9/11	1.0	1.0	42
Progeny P 4516RXS	59.5	•	•	9/20	2.7	1.0	45
Schillinger e4510	58.2	•	•	9/11	1.0	1.0	38
Asgrow AG 45X6	57.6	•	•	9/10	1.0	1.0	39
Mycogen 5N424R2	56.4	•	•	9/10	1.0	1.0	38
CZ 4044 LL	55.9	•	•	9/10	2.3	1.0	38
Progeny P 4588RY	54.7	•	•	9/11	2.3	1.0	40
Armor 39-D90	52.0	•	•	9/10	4.0	1.0	42
GRAND MEAN	64.8	•	•	9/15	2.0	1.0	41
LSD (5%)	5.0	•	•	•	0.8	•	•
C.V.	5.7	•	•	•	29.0	•	•

Arkansas Soybean Performance Tests 2016

Table 14. Performance of Irrigated, Full-Season, Soybean Varieties and Strains, Rice Research and Extension Center, Stuttgart, Ark., 2016, Continued.

Variety/Experimental Line	2016	2-Year ^a Average	3-Year ^b Average	Maturity Date	Lodging ^c Score	Shatter ^d Score	Plant Height (in.)
.....bu/A.....							
<u>Mid Maturity Group IV (RM 4.6 to 4.7)</u>							
MorSoy 4616 RXT/STS	74.9	•	•	9/21	3.7	1.0	45
Progeny P 4620RXS	74.6	•	•	9/21	3.0	1.0	40
Armor 46-D08	73.3	•	•	9/21	3.3	1.0	41
Pioneer P47T36R	71.8	71.8	72.7	9/19	2.0	1.0	40
Eagle Seed ES4772RY	71.7	66.9	•	9/21	1.7	1.0	41
Eagle Seed ES4680RYX	71.3	•	•	9/20	3.0	1.0	41
REV® 47R34™	70.6	72.5	73.2	9/17	4.0	1.0	43
AvDx-D714	70.5	71.5	73.0	9/19	3.0	1.0	42
Progeny P 4613RYS	70.4	71.1	70.9	9/13	2.7	1.0	39
Delta Grow DG4790 RR2	69.9	•	•	9/19	3.7	1.0	40
Delta Grow DG4680 RR2	69.7	•	•	9/21	3.7	1.0	44
Armor ARX4706	69.5	•	•	9/17	2.0	1.0	46
Armor AR4606	69.1	•	•	9/17	3.7	1.0	37
Progeny P 4799RXS	68.8	•	•	9/18	2.3	1.0	41
MorSoy 47X76	68.6	•	•	9/19	4.7	1.0	41
Pioneer P47T89R	67.9	71.6	72.6	9/21	3.0	1.0	44
Progeny P 4757RY	67.5	70.6	•	9/20	3.7	1.0	44
NK S47-C8 Brand	67.3	•	•	9/12	2.7	1.0	38
Armor 47-R70	66.6	•	•	9/18	4.0	1.0	42
NK S47-K5 Brand	65.7	70.7	72.4	9/18	2.3	1.0	40
Asgrow AG 47X6	65.2	•	•	9/15	2.7	1.0	46
Asgrow AG 46X6	64.9	•	•	9/23	3.3	1.0	41
Asgrow AG 4632	64.9	70.2	•	9/16	3.3	1.0	43
Armor 47-D17	64.2	•	•	9/21	4.0	1.0	45
Schillinger e4892	63.7	•	•	9/13	2.7	1.0	38
Progeny P 4788RY	63.6	63.4	62.6	9/18	2.7	1.0	45
Delta Grow DG4670 RR2	62.6	65.7	67.8	9/17	3.7	1.0	40
Asgrow AG 46X7	61.5	•	•	9/16	2.0	1.0	42
GS47R216	61.1	•	•	9/17	1.7	1.0	44
Go Soy 4714GTS	57.8	61.8	•	9/15	3.0	1.0	42
Blue River 47FC7	56.5	•	•	9/19	1.7	1.0	35
S12-3782	55.9	•	•	9/21	4.0	1.0	37
HBK RY4721	55.0	•	•	9/11	2.3	1.0	46
Go Soy 4714LL	52.7	•	•	9/10	1.3	1.0	41
MorSoy Xtra 47X12	52.6	61.4	63.3	9/12	1.0	1.0	43
Armor 48-D80	49.2	•	•	9/12	1.7	1.0	46
Delta Grow DG4781 LL	48.0	57.5	•	9/10	2.3	1.0	40
CZ 4748 LL	45.4	•	•	9/10	1.7	1.0	41
CZ 4656 RY	40.8	•	•	9/11	3.3	1.0	43
GRAND MEAN	63.7	•	•	9/17	2.8	1.0	42
LSD (5%)	4.6	•	•	•	0.7	•	•
C.V.	5.3	•	•	•	19.1	•	•

**Table 14. Performance of Irrigated, Full-Season, Soybean Varieties and Strains,
Rice Research and Extension Center, Stuttgart, Ark., 2016, Continued.**

Variety/Experimental Line	2016	2-Year ^a Average	3-Year ^b Average	Maturity Date	Lodging ^c Score	Shatter ^d Score	Plant Height (in.)
.....bu/A.....							
<u>Late Maturity Group IV (RM 4.8 to 4.9)</u>							
AvDx-D916	71.6	•	•	9/19	3.3	1.0	40
REV [®] 48A76™	69.1	•	•	9/19	3.3	1.0	39
AvDx-D814	69.0	69.9	69.7	9/21	3.3	1.0	43
REV [®] 48A26™	68.5	•	•	9/21	4.0	1.0	40
REV [®] 49R94™	67.2	69.5	69.1	9/21	3.7	1.0	44
Dyna-Gro S48XT56	66.6	•	•	9/27	1.0	1.0	39
GS48R216	66.0	•	•	9/19	3.3	1.0	39
USG 7496XTS	65.9	•	•	9/21	1.3	1.0	40
Dyna-Gro S49XS76	65.4	•	•	9/22	1.7	1.0	44
Armor 48-D24	65.2	•	•	9/27	1.3	1.0	37
Progeny P 4900RY	65.1	67.7	67.5	9/24	1.7	1.0	37
Armor AR4906	64.9	•	•	9/16	2.7	1.0	42
S12-2418	64.7	•	•	9/25	3.0	1.0	37
Eagle Seed ES4840RY	64.6	67.2	66.2	9/27	1.0	1.0	38
MorSoy Xtra 48X02	64.3	63.3	64.0	9/19	2.7	1.0	43
Armor 49-D90	63.8	•	•	9/23	1.3	1.0	45
Progeny P 4816RX	63.6	•	•	9/27	1.0	1.0	42
Go Soy 49G16	63.6	•	•	9/23	2.0	1.0	35
HBK LL4953	63.3	•	•	9/26	2.0	1.0	49
Progeny P 4930LL	63.2	68.0	66.6	9/25	1.7	1.0	47
NK S49-B1 Brand	62.6	•	•	9/17	3.0	1.0	44
USG Ellis	62.6	66.5	69.1	9/27	1.0	1.0	27
Delta Grow DG4845 RR2X	62.3	•	•	9/26	1.0	1.0	40
CZ 4959 RY	62.1	63.2	62.9	9/23	2.0	1.0	44
REV [®] 48L63™	61.9	•	•	9/22	3.3	1.0	49
Go Soy 4913LL	61.7	•	•	9/22	2.7	1.0	46
NK S48-D9 Brand	61.7	65.2	•	9/20	3.3	1.0	42
Delta Grow DG4825 RR2/STS	61.6	•	•	9/24	3.3	1.0	40
Delta Grow DG4995 RR	61.0	61.7	•	9/21	2.3	1.0	34
Dyna-Gro S49LL34	60.3	65.8	•	9/25	2.0	1.0	43
Armor 49-G1	60.2	•	•	9/24	2.7	1.0	43
REV [®] 49L49™	59.9	•	•	9/22	2.3	1.0	50
Schillinger e4993	59.8	•	•	9/25	3.0	1.0	42
Delta Grow DG4940 RR	59.8	63.3	63.3	9/26	2.7	1.0	32
Go Soy Ireane	58.8	65.4	•	9/27	1.0	1.0	25
Delta Grow DG4967 LL	56.9	64.5	64.4	9/26	2.3	1.0	52
Go Soy 4912LL	56.8	•	•	9/25	2.0	1.0	50
Delta Grow DG4970 RR	56.3	61.3	61.0	9/23	4.3	1.0	42
Go Soy 4814GTS	55.7	•	•	9/18	3.0	1.0	49
Go Soy 483.C	54.5	60.3	•	9/19	3.7	1.0	38
Delta Grow DG4977 LL/STS	53.8	58.9	•	9/19	3.7	1.0	45
Delta Grow DG4880 RR	53.3	58.1	60.8	9/23	4.3	1.0	45
CZ 4818 LL	51.4	58.3	•	9/16	4.0	1.0	40

**Table 14. Performance of Irrigated, Full-Season, Soybean Varieties and Strains,
Rice Research and Extension Center, Stuttgart, Ark., 2016, Continued.**

Variety/Experimental Line	2016	2-Year ^a Average	3-Year ^b Average	Maturity Date	Lodging ^c Score	Shatter ^d Score	Plant Height (in.)
.....bu/A.....							
<u>Late Maturity Group IV (RM 4.8 to 4.9) Continued</u>							
Progeny P 4814LLS	50.7	57.5	•	9/22	3.3	1.0	48
Asgrow AG 49X6	47.4	•	•	9/10	1.7	1.0	38
Eagle Seed ES4870RYX	46.9	•	•	9/11	2.0	1.0	49
Asgrow AG 48X7	46.8	•	•	9/10	2.0	1.0	43
Mycogen 5N480R2	46.1	•	•	9/10	2.0	1.0	43
MorSoy 4910 RXT/STS	43.2	•	•	9/10	1.3	1.0	48
Delta Grow DG4855 RR2X/STS	43.0	•	•	9/11	1.3	1.0	46
USG 7487XTS	41.5	•	•	9/11	2.0	1.0	49
Dyna-Gro S48RS53	39.5	52.6	56.9	9/10	1.0	1.0	45
CZ 4898 RY	37.1	•	•	9/11	3.7	1.0	45
Armor ARX4906	36.8	•	•	9/13	3.7	1.0	52
GS4915R2	36.7	•	•	9/11	1.7	1.0	44
Eagle Seed ES4998RR	34.2	48.3	53.7	9/11	2.7	1.0	42
USG 74K95RS	33.7	49.7	•	9/11	2.0	1.0	50
Dyna-Gro S49XT07	32.4	•	•	9/11	2.3	1.0	45
MorSoy 4915 RXT	30.2	•	•	9/13	3.0	1.0	47
Progeny P 4944RX	29.5	•	•	9/11	2.7	1.0	43
USG 7497XT	29.0	•	•	9/11	3.7	1.0	43
Armor 49-D66	26.9	•	•	9/12	1.7	1.0	43
MorSoy 4876 RXT	25.1	•	•	9/11	2.3	1.0	45
GRAND MEAN	54.4	•	•	9/19	2.4	1.0	43
LSD (5%)	4.6	•	•	•	0.7	•	•
C.V.	6.3	•	•	•	20.7	•	•

**Table 14. Performance of Irrigated, Full-Season, Soybean Varieties and Strains,
Rice Research and Extension Center, Stuttgart, Ark., 2016, Continued.**

Variety/Experimental Line	2016	2-Year ^a Average	3-Year ^b Average	Maturity Date	Lodging ^c Score	Shatter ^d Score	Plant Height (in.)
.....bu/A.....							
<u>Early Maturity Group V (RM 5.0 to 5.4)</u>							
S12-4718	74.3	•	•	9/29	1.7	1.0	29
S11-17025	72.0	72.9	•	9/28	2.3	1.0	35
Progeny P 5417RX	71.3	•	•	9/26	1.7	1.0	34
USG 7547XT	71.2	•	•	9/26	2.0	1.0	36
REV [®] 51A56™	71.0	69.4	•	9/21	4.0	1.0	43
Pioneer P50T64R	69.9	70.7	69.6	9/17	1.7	1.0	42
Armor AR5206C	69.6	•	•	9/29	2.3	1.0	36
Progeny P 5016RXS	69.3	•	•	9/21	2.0	1.0	39
Armor 53-D04	69.2	•	•	9/26	1.0	1.0	31
Delta Grow DG5230 RR2	69.2	•	•	9/25	2.0	1.0	34
Pioneer P52T50R	69.0	71.0	70.5	9/24	1.0	1.0	31
USG 7506XTS	68.7	•	•	9/21	1.3	1.0	35
Dyna-Gro S52RY75	68.5	69.8	68.4	9/25	2.0	1.0	38
UAX 51010	68.5	•	•	9/27	1.7	1.0	26
Eagle Seed ES5420RYX	67.9	•	•	9/25	1.0	1.0	36
AvDx-F216	67.7	•	•	9/21	2.3	1.0	36
UAX 5102	67.6	•	•	9/25	1.0	1.0	31
CZ 5147 LL	67.1	69.4	•	9/25	1.0	1.0	26
CZ 5225 LL	67.0	70.1	•	9/26	1.3	1.0	33
Pioneer P53T73SR	66.9	67.4	66.5	9/26	1.0	1.0	33
S11-20124	66.1	•	•	9/25	4.0	1.0	55
Asgrow AG 53X6	66.0	•	•	9/25	1.0	1.0	34
Go Soy Leland	65.8	68.6	•	9/25	1.7	1.0	34
UA 5014C	65.8	69.3	69.0	9/23	1.0	1.0	28
CZ 5242 LL	65.0	66.6	66.3	9/26	2.3	1.0	47
Blue River 50SK7	64.9	•	•	9/23	1.0	1.0	27
USG 7536XT	64.9	•	•	9/25	1.7	1.0	27
Eagle Seed ES5225RY	64.8	64.5	65.7	9/25	1.3	1.0	44
Delta Grow DG5170 RR2/STS	64.7	•	•	9/28	3.0	1.0	45
R11-89RY	64.3	66.1	•	9/26	1.0	1.0	33
REV [®] 52A94™	64.3	68.1	•	9/24	3.0	1.0	37
R09-430	64.0	69.7	72.1	9/25	1.0	1.0	27
Progeny P 5226RYS	63.9	63.4	•	9/29	2.3	1.0	43
CZ 5445 LL	63.8	66.5	•	9/26	1.7	1.0	33
Go Soy 5115LL	63.4	68.8	•	9/23	1.7	1.0	47
CZ 5150 LL	63.2	69.3	68.2	9/25	1.7	1.0	43
Delta Grow DG5461 LL	61.9	64.2	65.7	9/26	2.3	1.0	42
Go Soy 5214GTS	59.9	•	•	9/25	3.3	1.0	37
Progeny P 5414LLS	59.7	•	•	9/29	1.3	1.0	32
UA 5213C	59.6	65.6	66.6	9/24	2.3	1.0	29
Dyna-Gro S52LL66	58.6	62.6	•	9/25	2.3	1.0	43
Delta Grow DG5067 LL	58.4	62.7	62.9	9/25	2.0	1.0	48
NK S52-Y2 Brand	58.2	61.1	64.6	9/22	1.7	1.0	48

**Table 14. Performance of Irrigated, Full-Season, Soybean Varieties and Strains,
Rice Research and Extension Center, Stuttgart, Ark., 2016, Continued.**

Variety/Experimental Line	2016	2-Year ^a Average	3-Year ^b Average	Maturity Date	Lodging ^c Score	Shatter ^d Score	Plant Height (in.)
.....bu/A.....							
<u>Early Maturity Group V (RM 5.0 to 5.4) Continued</u>							
Hutcheson	58.0	63.0	62.2	9/25	2.7	1.0	32
UA 5414RR	57.2	61.7	65.2	9/23	2.0	1.0	32
Asgrow AG 54X6	49.7	•	•	9/29	2.0	1.0	46
Eagle Seed ES5015RYX	40.1	•	•	9/11	1.3	1.0	43
GRAND MEAN	64.7	•	•	9/25	1.9	1.0	37
LSD (5%)	4.0	•	•	•	0.7	•	•
C.V.	4.6	•	•	•	29.7	•	•
<u>Late Maturity Group V (RM 5.5 to 5.9)</u>							
REV® 57R21™	71.5	69.8	71.6	09/30	3.0	1.0	44
Progeny P 5752RY	71.1	72.8	•	09/30	1.0	1.0	31
Asgrow AG 55X7	71.0	•	•	09/28	1.0	1.0	29
Armor 55-R68	70.2	73.5	•	10/01	3.0	1.0	36
Delta Grow DG5580 RR2	69.7	•	•	09/30	3.7	1.0	37
USG 75B75R	69.4	71.6	•	09/29	1.3	1.0	38
OSAGE	69.3	66.8	67.3	09/29	1.0	1.0	24
R10-197RY	68.5	67.3	67.4	09/27	1.7	1.0	34
Delta Grow DG5625 RR2	67.8	67.4	69.0	09/30	2.3	1.0	32
Progeny P 5555RY	66.9	67.9	68.3	10/03	2.3	1.0	43
Eagle Seed ES5650RR	66.0	66.2	68.1	09/29	1.0	1.0	33
UA 5612	65.7	67.4	69.0	10/02	3.3	1.0	34
UAX 59111C	65.6	•	•	10/02	1.7	1.0	38
Eagle Seed ES5508RY	64.6	65.8	•	10/02	2.0	1.0	37
UAX 59012C	64.3	•	•	10/02	1.3	1.0	36
REV® 56R63™	64.3	66.6	67.4	09/29	2.3	1.0	40
Go Soy 56C16	63.4	69.0	•	10/02	3.3	1.0	34
RO7-6614RR	63.0	•	•	10/02	1.0	1.0	34
Dyna-Gro S56RY84	62.4	65.9	66.6	10/02	2.0	1.0	36
UA 5814HP	60.6	63.5	•	10/02	2.7	1.0	35
UAX 59113GT	60.3	•	•	10/05	3.7	1.0	38
Dyna-Gro S55LS75	59.6	61.4	•	09/30	3.0	1.0	38
JTN-5110	58.5	61.9	60.5	10/03	1.7	1.0	27
UAX 59313GT	57.5	•	•	10/02	2.3	1.0	38
UAX 59013C	57.4	•	•	09/30	1.3	1.0	35
NK S56-M8 Brand	57.4	•	•	10/01	1.0	1.0	36
Progeny P 5768RX	56.6	•	•	10/01	1.0	1.0	40

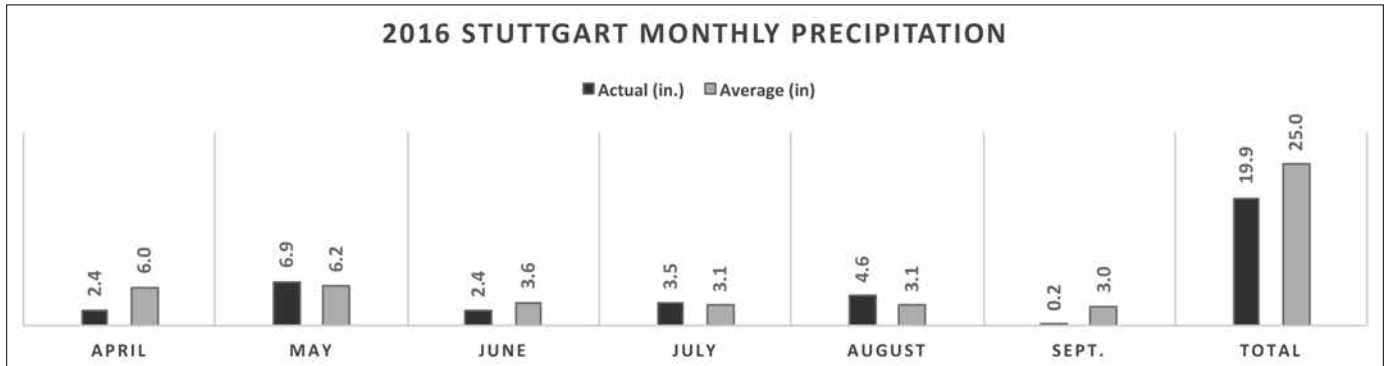
**Table 14. Performance of Irrigated, Full-Season, Soybean Varieties and Strains,
Rice Research and Extension Center, Stuttgart, Ark., 2016, Continued.**

Variety/Experimental Line	2016	2-Year ^a Average	3-Year ^b Average	Maturity Date	Lodging ^c Score	Shatter ^d Score	Plant Height (in.)
.....bu/A.....							
<u>Late Maturity Group V (RM 5.5 to 5.9) Continued</u>							
USG 7576XT	54.6	•	•	10/01	1.0	1.0	34
Eagle Seed ES5930RYX	53.5	•	•	10/05	1.7	1.0	37
Armor ARX5506	53.1	•	•	09/25	2.3	1.0	49
UAX 59011C	52.3	•	•	10/05	2.3	1.0	34
USG 7557XT	50.8	•	•	09/25	2.3	1.0	52
GRAND MEAN	62.7	•	•	09/30	2.0	1.0	36
LSD (5%)	3.3	•	•	•	0.6	•	•
C.V.	3.9	•	•	•	22.9	•	•

^aAverage Yield from 2015 and 2016.^bAverage Yield from 2014, 2015, 2016.^c 1 = Almost all plants erect. 2 = Either all plants leaning slightly, or a few plants down. 3 = Either all plants leaning moderately, or 25-50% of plants down. 4 = Either all plants leaning considerably, or 50-80% of plants down. 5 = All plants down badly.^d 1 = No shattering. 2 = 1-3% shattered. 3 = 4-8% shattered. 4 = 9-19% shattered 5 = 20% or more shattered.

Table 14. Performance of Irrigated, Full-Season, Soybean Varieties and Strains, Rice Research and Extension Center, Stuttgart, Ark., 2016, Continued.

Soil Series:	Crowley silt loam	Fertilizer Application(s):	60 lb/A P + 120 lb/A K	April 7
Soil pH:	5.8	Herbicide Application(s):	Dual Magnum + Roundup	May 15
Previous Crop:	Rice		FirstRate + Select	June 9
Row Width:	30"		Classic + Storm	July 21
Planting Date:	May 13		Select	July 22
Irrigation Date(s):	June 25 July 14, 25 Sept. 7	Harvest Date(s):	Early MG 4	Oct. 4
			Mid MG 4	Oct. 4
			Late MG 4	Oct. 5
			Early MG 5	Oct. 4
			Late MG 5	Oct. 11



**Table 15. Performance of Irrigated, Full-Season, Soybean Varieties and Strains,
Rohwer Research Station, Rohwer, Ark., 2016.**

Variety/Experimental Line	2016	2-Year ^a Average	3-Year ^b Average	Maturity Date	Lodging ^c Score	Shatter ^d Score	Plant Height (in.)
.....bu/A.....							
<u>Early Maturity Group IV (RM 4.0 to 4.5)</u>							
Mycogen 5N414R2	68.8	•	•	9/02	2.3	1.0	41
GS45R216	66.4	•	•	9/08	2.3	1.0	39
Armor 43-D34	66.2	•	•	9/08	1.0	1.0	43
NK S45-R7 Brand	65.7	•	•	9/02	1.0	1.0	39
NK S45-W9 Brand	63.9	•	•	9/08	1.0	1.0	33
AvDx-D514	63.2	•	•	9/08	2.3	1.0	45
Dyna-Gro S43RY95	63.2	71.8	•	9/12	2.7	1.0	39
REV® 45A46™	63.0	•	•	9/08	2.3	1.0	46
Delta Grow DG4545 RR2X/STS	62.9	•	•	9/08	1.7	1.0	43
Mycogen 5N433R2	62.2	•	•	9/08	2.7	1.0	47
AvZx-D515	61.8	•	•	9/08	1.7	1.0	41
Pioneer P41T33R	61.6	•	•	9/02	1.3	1.0	39
S12-3791	61.6	•	•	9/05	2.0	1.0	35
NK S42-P6 Brand	60.8	•	•	9/08	1.0	1.0	38
Progeny P 4211RY	60.4	63.4	57.3	9/05	1.0	1.0	37
Delta Grow DG4587 LL/STS	59.5	•	•	9/08	2.3	1.0	43
Progeny P 4247LL	59.4	•	•	9/02	1.0	1.0	39
Progeny P 4516RXS	58.1	•	•	9/12	2.7	1.0	40
Eagle Seed ES4460RYX	58.0	•	•	9/12	1.0	1.0	43
Armor 39-D90	57.9	•	•	9/02	2.3	1.0	39
CZ 4540 LL	57.8	•	•	9/08	2.0	1.0	42
Schillinger e4510	57.7	•	•	9/05	1.0	1.0	35
Mycogen 5N406R2	57.3	•	•	9/02	1.0	1.0	35
Dyna-Gro S45LL97	56.9	•	•	9/08	1.0	1.0	42
CZ 4222 LL	56.8	•	•	9/02	1.0	1.0	33
Dyna-Gro S45XS66	56.7	•	•	9/12	2.7	1.0	45
NK S42-E5 Brand	56.3	•	•	9/05	1.0	1.0	35
Dyna-Gro 31RY45	56.2	62.5	60.7	9/08	1.7	1.0	44
Dyna-Gro S44XS57	56.1	•	•	9/08	1.0	1.0	44
Mycogen 5N424R2	56.0	•	•	9/02	1.0	1.0	35
CZ 4044 LL	55.9	•	•	9/02	1.0	1.0	38
Progeny P 4588RY	55.3	•	•	9/08	1.3	1.0	39
MorSoy 4535 RXT	55.3	•	•	9/12	3.0	1.0	43
Asgrow AG 45X6	55.0	•	•	9/05	1.3	1.0	37
Armor 44-D40	51.1	•	•	9/12	1.0	1.0	44
CZ 4590 RY	51.0	•	•	9/08	1.0	1.0	40
GRAND MEAN	59.3	•	•	9/07	1.6	1.0	40
LSD (5%)	6.4	•	•	•	0.7	•	•
C.V.	7.9	•	•	•	31.2	•	•

Arkansas Soybean Performance Tests 2016

Table 15. Performance of Irrigated, Full-Season, Soybean Varieties and Strains, Rohwer Research Station, Rohwer, Ark., 2016, Continued.

Variety/Experimental Line	2016	2-Year ^a Average	3-Year ^b Average	Maturity Date	Lodging ^c Score	Shatter ^d Score	Plant Height (in.)
.....bu/A.....							
<u>Mid Maturity Group IV (RM 4.6 to 4.7)</u>							
Pioneer P47T36R	70.5	73.0	70.1	9/12	1.0	1.0	38
Delta Grow DG4680 RR2	67.7	•	•	9/12	1.0	1.0	39
MorSoy 47X76	66.9	•	•	9/12	1.0	1.0	43
Asgrow AG 46X6	66.6	•	•	9/15	1.0	1.0	38
Armor 47-R70	65.4	•	•	9/12	1.0	1.0	39
Armor AR4606	65.4	•	•	9/12	1.0	1.0	38
Asgrow AG 4632	65.1	•	•	9/12	1.0	1.0	39
Pioneer P47T89R	64.4	70.5	•	9/12	1.3	1.0	43
Eagle Seed ES4680RYX	64.3	•	•	9/12	1.0	1.0	39
Progeny P 4613RYS	63.1	64.2	61.6	9/08	1.0	1.0	39
Asgrow AG 47X6	63.0	•	•	9/12	1.0	1.0	40
Delta Grow DG4790 RR2	62.8	•	•	9/12	1.7	1.0	39
Armor 47-D17	62.7	•	•	9/12	2.3	1.0	44
NK S47-K5 Brand	62.6	65.7	•	9/12	1.0	1.0	38
AvDx-D714	62.1	66.5	•	9/08	1.3	1.0	37
REV® 47R34™	61.9	66.4	64.7	9/08	1.0	1.0	37
Progeny P 4757RY	60.7	•	•	9/12	1.0	1.0	40
Delta Grow DG4670 RR2	60.3	64.4	63.8	9/12	1.0	1.0	39
Progeny P 4788RY	60.2	66.5	•	9/12	1.0	1.0	42
Eagle Seed ES4772RY	60.2	•	•	9/15	1.0	1.0	39
Asgrow AG 46X7	57.9	•	•	9/12	1.0	1.0	40
Go Soy 4714GTS	57.8	•	•	9/08	1.0	1.0	42
Progeny P 4799RXS	57.8	•	•	9/15	1.0	1.0	41
Armor 46-D08	57.6	•	•	9/15	1.0	1.0	38
Progeny P 4620RXS	56.9	•	•	9/15	1.0	1.0	36
Armor ARX4706	56.9	•	•	9/19	1.0	1.0	40
NK S47-C8 Brand	56.4	•	•	9/08	1.0	1.0	37
S12-3782	55.4	•	•	9/08	1.0	1.0	39
Schillinger e4892	54.8	•	•	9/08	1.0	1.0	34
Delta Grow DG4781 LL	54.6	•	•	9/02	1.0	1.0	40
Armor 48-D80	53.3	•	•	9/12	1.0	1.0	44
CZ 4748 LL	53.0	•	•	9/12	1.0	1.0	35
MorSoy 4616 RXT/STS	52.6	•	•	9/12	1.0	1.0	37
Blue River 47FC7	52.6	•	•	9/15	1.0	1.0	34
MorSoy Xtra 47X12	51.9	58.2	60.8	9/12	1.0	1.0	37
Go Soy 4714LL	50.8	•	•	9/05	1.0	1.0	38
CZ 4656 RY	50.6	•	•	9/08	1.0	1.0	43
GS47R216	49.8	•	•	9/08	1.0	1.0	40
HBK RY4721	49.6	•	•	9/12	1.0	1.0	38
GRAND MEAN	59.1	•	•	9/11	1.1	1.0	39
LSD (5%)	4.5	•	•	•	0.4	•	•
C.V.	5.5	•	•	•	27.6	•	•

**Table 15. Performance of Irrigated, Full-Season, Soybean Varieties and Strains,
Rohwer Research Station, Rohwer, Ark., 2016, Continued.**

Variety/Experimental Line	2016	2-Year ^a Average	3-Year ^b Average	Maturity Date	Lodging ^c Score	Shatter ^d Score	Plant Height (in.)
.....bu/A.....							
<u>Late Maturity Group IV (RM 4.8 to 4.9)</u>							
REV [®] 48A26™	64.9	•	•	9/08	2.0	1.0	40
AvDx-D916	64.7	•	•	9/12	1.0	1.0	39
MorSoy Xtra 48X02	63.8	70.8	68.0	9/15	1.0	1.0	40
NK S48-D9 Brand	63.2	•	•	9/15	1.3	1.0	41
Armor AR4906	63.0	•	•	9/15	1.3	1.0	37
REV [®] 48A76™	62.9	•	•	9/12	1.3	1.0	39
Delta Grow DG4970 RR	61.3	65.0	66.5	9/19	2.7	1.0	38
REV [®] 48L63™	61.2	•	•	9/19	1.3	1.0	43
GS48R216	61.1	•	•	9/12	1.3	1.0	38
Schillinger e4993	60.6	•	•	9/19	1.0	1.0	41
Delta Grow DG4845 RR2X	59.9	•	•	9/19	1.0	1.0	35
Delta Grow DG4880 RR	59.3	61.4	62.1	9/19	2.0	1.0	39
REV [®] 49R94™	59.0	68.5	68.0	9/12	1.3	1.0	38
Delta Grow DG4825 RR2/STS	58.9	•	•	9/19	1.3	1.0	38
AvDx-D814	58.3	64.6	•	9/12	2.0	1.0	39
Go Soy 49G16	58.2	•	•	9/08	1.0	1.0	29
NK S49-B1 Brand	57.3	•	•	9/12	1.0	1.0	39
Eagle Seed ES4840RY	57.2	57.7	•	9/22	1.0	1.0	34
Progeny P 4930LL	57.1	63.5	63.3	9/19	1.0	1.0	39
Go Soy 4913LL	57.0	•	•	9/12	1.0	1.0	40
Armor 48-D24	55.9	•	•	9/22	1.0	1.0	35
S12-2418	55.8	•	•	9/15	1.0	1.0	35
Delta Grow DG4995 RR	55.7	•	•	9/08	1.0	1.0	26
REV [®] 49L49™	55.6	•	•	9/15	1.0	1.0	39
Progeny P 4816RX	55.5	•	•	9/22	1.0	1.0	35
Delta Grow DG4940 RR	55.2	60.2	60.3	9/15	1.0	1.0	36
Armor 49-G1	55.1	•	•	9/15	1.7	1.0	35
USG 7496XTS	54.7	•	•	9/19	1.0	1.0	35
Progeny P 4900RY	54.6	58.3	58.7	9/19	1.0	1.0	34
Delta Grow DG4967 LL	54.3	62.3	63.8	9/15	1.0	1.0	44
Armor 49-D90	54.2	•	•	9/19	1.0	1.0	35
MorSoy 4915 RXT	54.2	•	•	9/12	1.0	1.0	41
Go Soy 4814GTS	54.0	•	•	9/15	1.3	1.0	42
Eagle Seed ES4998RR	52.9	58.0	54.4	9/08	1.0	1.0	40
Asgrow AG 48X7	52.8	•	•	9/12	1.0	1.0	41
Dyna-Gro S48XT56	52.4	•	•	9/19	1.0	1.0	30
MorSoy 4910 RXT/STS	52.3	•	•	9/12	1.0	1.0	39
USG 7487XTS	52.2	•	•	9/12	1.0	1.0	41
Delta Grow DG4977 LL/STS	52.2	•	•	9/12	1.0	1.0	41
Dyna-Gro S49LL34	51.9	•	•	9/19	1.0	1.0	41
Progeny P 4814LLS	51.9	•	•	9/12	1.0	1.0	42
Go Soy 483.C	51.6	•	•	9/08	1.0	1.0	35
CZ 4898 RY	51.6	•	•	9/08	1.0	1.0	42

**Table 15. Performance of Irrigated, Full-Season, Soybean Varieties and Strains,
Rohwer Research Station, Rohwer, Ark., 2016, Continued.**

Variety/Experimental Line	2016	2-Year ^a Average	3-Year ^b Average	Maturity Date	Lodging ^c Score	Shatter ^d Score	Plant Height (in.)
.....bu/A.....							
<u>Late Maturity Group IV (RM 4.8 to 4.9) Continued</u>							
Dyna-Gro S48RS53	50.6	54.4	56.8	9/08	1.0	1.0	39
Dyna-Gro S49XS76	50.5	•	•	9/22	1.0	1.0	38
USG 74K95RS	50.2	•	•	9/12	1.0	1.0	41
CZ 4818 LL	49.6	•	•	9/08	1.7	1.0	45
Eagle Seed ES4870RYX	49.4	•	•	9/12	1.0	1.0	43
USG 7497XT	49.1	•	•	9/08	1.3	1.0	41
HBK LL4953	49.0	•	•	9/19	1.0	1.0	38
Go Soy 4912LL	48.9	•	•	9/22	1.0	1.0	40
Armor ARX4906	48.2	•	•	9/08	1.0	1.0	41
Delta Grow DG4855 RR2X/STS	47.9	•	•	9/12	1.0	1.0	41
Go Soy Ireane	47.5	•	•	9/15	1.0	1.0	21
Asgrow AG 49X6	45.6	•	•	9/12	1.0	1.0	41
USG Ellis	45.4	57.6	•	9/15	1.0	1.0	18
CZ 4959 RY	44.2	51.8	•	9/22	1.0	1.0	36
MorSoy 4876 RXT	43.1	•	•	9/12	1.0	1.0	43
Armor 49-D66	42.4	•	•	9/12	1.0	1.0	39
GS4915R2	41.7	•	•	9/12	1.0	1.0	40
Progeny P 4944RX	40.8	•	•	9/12	1.0	1.0	39
Mycogen 5N480R2	40.4	•	•	9/15	1.0	1.0	36
Dyna-Gro S49XT07	36.5	•	•	9/12	1.0	1.0	41
GRAND MEAN	53.4	•	•	9/14	1.1	1.0	38
LSD (5%)	4.3	•	•	•	0.5	•	•
C.V.	5.9	•	•	•	34.1	•	•

**Table 15. Performance of Irrigated, Full-Season, Soybean Varieties and Strains,
Rohwer Research Station, Rohwer, Ark., 2016, Continued.**

Variety/Experimental Line	2016	2-Year ^a Average	3-Year ^b Average	Maturity Date	Lodging ^c Score	Shatter ^d Score	Plant Height (in.)
.....bu/A.....							
<u>Early Maturity Group V (RM 5.0 to 5.4)</u>							
REV® 52A94™	61.2	•	•	9/12	1.0	1.0	29
AvDx-F216	61.1	•	•	9/08	1.0	1.0	31
REV® 51A56™	60.8	•	•	9/08	1.0	1.0	41
Dyna-Gro S52RY75	59.8	64.9	•	9/15	1.0	1.0	29
Pioneer P52T50R	59.6	64.9	•	9/12	1.0	1.0	28
Progeny P 5414LLS	59.1	•	•	9/22	1.0	1.0	32
Go Soy 5214GTS	57.8	•	•	9/19	1.0	1.0	37
Pioneer P50T64R	56.2	60.4	61.8	9/12	1.0	1.0	37
Progeny P 5016RXS	55.9	•	•	9/22	1.0	1.0	38
Go Soy 5115LL	55.8	•	•	9/19	1.0	1.0	41
USG 7536XT	55.6	•	•	9/15	1.0	1.0	28
USG 7547XT	55.3	•	•	9/15	1.0	1.0	27
USG 7506XTS	54.9	•	•	9/19	1.0	1.0	35
Delta Grow DG5230 RR2	54.3	•	•	9/12	1.0	1.0	30
CZ 5150 LL	54.1	62.3	•	9/19	1.0	1.0	36
Progeny P 5226RYS	54.0	•	•	9/26	1.0	1.0	42
S11-20124	53.3	•	•	9/12	1.0	1.0	32
Dyna-Gro S52LL66	53.2	•	•	9/19	1.0	1.0	41
Delta Grow DG5170 RR2/STS	53.1	•	•	9/22	1.0	1.0	40
Eagle Seed ES5420RYX	52.9	•	•	9/15	1.0	1.0	22
Progeny P 5417RX	52.8	•	•	9/19	1.0	1.0	25
Delta Grow DG5067 LL	52.5	61.3	•	9/22	1.0	1.0	38
Delta Grow DG5461 LL	52.3	58.3	60.3	9/19	1.0	1.0	37
R11-89RY	52.2	•	•	9/15	1.0	1.0	25
Eagle Seed ES5225RY	51.5	59.0	•	9/15	1.0	1.0	38
Pioneer P53T73SR	51.1	61.2	•	9/15	1.0	1.0	28
UAX 51010	50.6	•	•	9/15	1.0	1.0	24
Blue River 50SK7	50.5	•	•	9/15	1.0	1.0	21
UA 5213C	50.4	57.9	59.2	9/15	1.0	1.0	24
Go Soy Leland	50.3	•	•	9/08	1.0	1.0	27
CZ 5242 LL	50.0	58.6	•	9/22	1.0	1.0	35
UA 5014C	50.0	58.5	•	9/12	1.0	1.0	24
Asgrow AG 53X6	49.9	•	•	9/15	1.0	1.0	25
CZ 5445 LL	49.7	•	•	9/19	1.0	1.0	29
S12-4718	48.9	•	•	9/19	1.0	1.0	21
Armor 53-D04	48.8	•	•	9/15	1.0	1.0	23
CZ 5225 LL	48.8	•	•	9/19	1.0	1.0	28
Armor AR5206C	48.4	•	•	9/15	1.0	1.0	20
UA 5414RR	48.0	55.8	•	9/12	1.0	1.0	25
Hutcheson	47.8	53.5	55.9	9/15	1.0	1.0	24
Asgrow AG 54X6	46.6	•	•	9/22	1.0	1.0	42
CZ 5147 LL	46.3	•	•	9/15	1.0	1.0	22
S11-17025	46.2	•	•	9/15	1.0	1.0	23

Arkansas Soybean Performance Tests 2016

Table 15. Performance of Irrigated, Full-Season, Soybean Varieties and Strains, Rohwer Research Station, Rohwer, Ark., 2016, Continued.

Variety/Experimental Line	2016	2-Year ^a Average	3-Year ^b Average	Maturity Date	Lodging ^c Score	Shatter ^d Score	Plant Height (in.)
.....bu/A.....							
<u>Early Maturity Group V (RM 5.0 to 5.4) Continued</u>							
R09-430	45.8	56.4	57.2	9/12	1.0	1.0	21
UAX 5102	45.2	•	•	9/15	1.0	1.0	20
NK S52-Y2 Brand	44.7	51.7	54.0	9/19	1.0	1.0	35
Eagle Seed ES5015RYX	43.0	•	•	9/12	1.0	1.0	36
GRAND MEAN	52.1	•	•	9/16	1.0	1.0	30
LSD (5%)	5.4	•	•	•	•	•	•
C.V.	7.6	•	•	•	•	•	•
<u>Late Maturity Group V (RM 5.5 to 5.9)</u>							
UAX 59111C	64.9	•	•	09/29	1.0	1.0	26
Armor 55-R68	64.5	67.9	•	09/26	1.0	1.0	26
Delta Grow DG5580 RR2	62.1	•	•	09/26	1.0	1.0	30
REV [®] 57R21 [™]	61.6	62.4	65.7	09/19	1.0	1.0	37
Asgrow AG 55X7	59.6	•	•	09/15	1.0	1.0	20
Progeny P 5752RY	59.0	•	•	09/22	1.0	1.0	22
REV [®] 56R63 [™]	58.6	60.8	•	09/22	1.0	1.0	34
UA 5612	58.4	61.1	61.8	09/22	1.0	1.0	27
Progeny P 5555RY	57.7	62.5	65.7	09/19	1.0	1.0	32
UA 5814HP	57.3	•	•	09/29	1.0	1.0	32
OSAGE	57.3	58.6	60.2	09/19	1.0	1.0	25
Go Soy 56C16	56.9	•	•	09/22	1.0	1.0	28
Dyna-Gro S56RY84	55.7	60.0	62.1	09/19	1.0	1.0	35
UAX 59113GT	55.6	•	•	09/29	1.0	1.0	35
R10-197RY	55.5	61.6	64.7	09/15	1.0	1.0	32
Eagle Seed ES5508RY	54.8	•	•	09/19	1.0	1.0	33
UAX 59012C	54.4	•	•	09/19	1.0	1.0	30
Delta Grow DG5625 RR2	54.4	57.2	60.1	09/19	1.0	1.0	24
UAX 59313GT	54.1	•	•	09/26	1.0	1.0	31
Eagle Seed ES5930RYX	54.0	•	•	10/03	1.0	1.0	38
Dyna-Gro S55LS75	53.5	•	•	09/22	1.0	1.0	33
USG 7576XT	53.0	•	•	10/03	1.0	1.0	26
JTN-5110	52.9	56.2	59.8	09/15	1.0	1.0	26
NK S56-M8 Brand	52.5	•	•	09/26	1.0	1.0	23
USG 75B75R	52.1	•	•	09/22	1.0	1.0	25
Progeny P 5768RX	49.3	•	•	09/29	1.0	1.0	24
UAX 59013C	48.8	•	•	09/22	1.0	1.0	25

**Table 15. Performance of Irrigated, Full-Season, Soybean Varieties and Strains,
Rohwer Research Station, Rohwer, Ark., 2016, Continued.**

Variety/Experimental Line	2016	2-Year ^a Average	3-Year ^b Average	Maturity Date	Lodging ^c Score	Shatter ^d Score	Plant Height (in.)
.....bu/A.....							
<u>Late Maturity Group V (RM 5.5 to 5.9) Continued</u>							
USG 7557XT	48.6	•	•	09/22	1.0	1.0	40
UAX 59011C	48.5	•	•	10/06	1.0	1.0	33
Armor ARX5506	46.1	•	•	09/22	1.0	1.0	39
R07-6614RR	46.1	•	•	09/22	1.0	1.0	24
Eagle Seed ES5650RR	42.6	50.1	57.8	09/19	1.0	1.0	28
GRAND MEAN	54.7	•	•	09/23	1.0	1.0	29
LSD (5%)	6.3	•	•	•	•	•	•
C.V.	8.4	•	•	•	•	•	•

^aAverage Yield from 2014 and 2016.

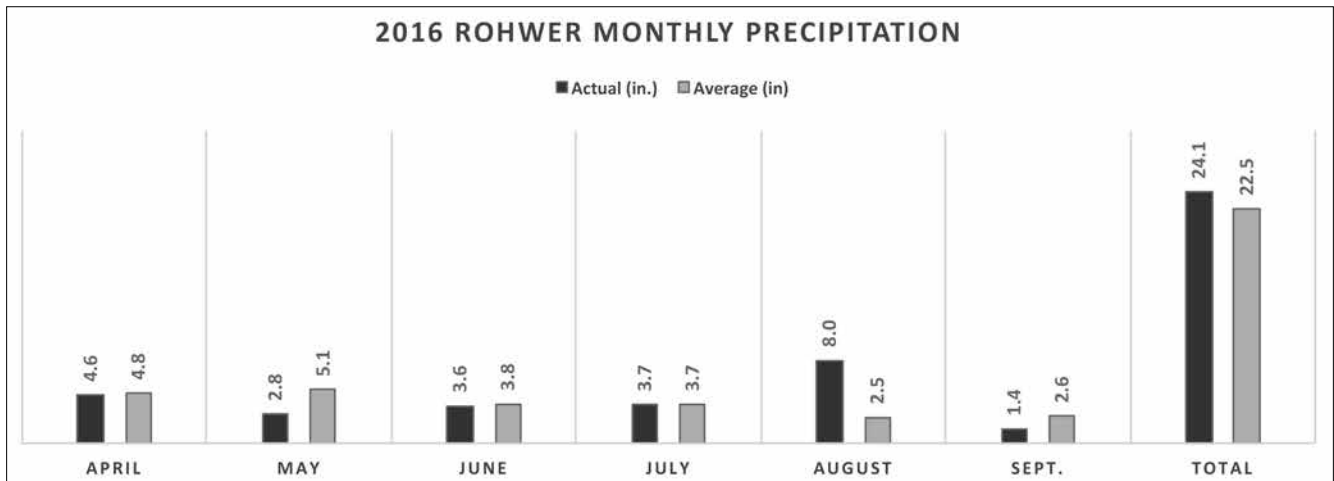
^bAverage Yield from 2013, 2014, 2016.

^c 1 = Almost all plants erect. 2 = Either all plants leaning slightly, or a few plants down. 3 = Either all plants leaning moderately, or 25-50% of plants down. 4 = Either all plants leaning considerably, or 50-80% of plants down. 5 = All plants down badly.

^d 1 = No shattering. 2 = 1-3% shattered. 3 = 4-8% shattered. 4 = 9-19% shattered 5 = 20% or more shattered.

Table 15. Performance of Irrigated, Full-Season, Soybean Varieties and Strains, Rohwer Research Station, Rohwer, Ark., 2016, Continued.

Soil Series:	Sharkey clay	Irrigation Date(s):	June 24 July 12, 29
Soil pH:	7.2	Herbicide Application(s):	Sharpen + Dual Magnum Prefix May 19 June 13
Previous Crop:	Grain Sorghum	Harvest Date(s):	Early MG 4 Mid MG 4 Late MG 4 Early MG 5 Late MG 5 Sept. 29 Sept. 29 Sept. 30 Oct. 7 Oct. 10
Row Width:	38" twin-row		
Planting Date:	May 17		



**Table 16. Performance of Irrigated, Full-Season, Soybean Varieties and Strains,
Vegetable Research Station, Kibler, Ark., 2016.**

Variety/Experimental Line	2016	2-Year ^a Average	3-Year ^b Average	Maturity Date	Lodging ^e Score	Shatter ^f Score	Plant Height (in.)
.....bu/A.....							
<u>Early Maturity Group IV (RM 4.0 to 4.5)</u>							
REV® 45A46™	71.8	•	•	10/06	1.0	1.0	47
Armor 43-D34	69.8	•	•	10/06	1.0	1.0	46
AvDx-D514	69.8	•	•	10/08	1.3	1.0	46
S12-3791	69.7	•	•	10/08	1.0	1.0	44
NK S45-W9 Brand	69.4	•	•	10/07	1.0	1.0	39
Progeny P 4516RXS	69.4	•	•	10/08	1.0	1.0	47
Asgrow AG 45X6	69.2	•	•	10/08	1.3	1.0	46
Eagle Seed ES4460RYX	68.8	•	•	10/07	1.0	1.0	48
Progeny P 4247LL	68.2	•	•	10/03	1.0	1.0	46
CZ 4044 LL	67.8	•	•	10/04	1.0	1.0	42
NK S42-E5 Brand	67.7	•	•	10/10	1.0	1.0	44
MorSoy 4535 RXT	67.6	•	•	10/09	1.3	1.0	53
Progeny P 4211RY	67.4	•	•	10/05	1.0	1.0	43
CZ 4222 LL	67.2	•	•	10/03	1.0	1.0	40
Delta Grow DG4545 RR2X/STS	66.5	•	•	10/08	1.0	1.0	47
Schillinger e4510	66.2	•	•	10/07	1.0	1.0	41
Pioneer P41T33R	65.9	•	•	10/03	1.0	1.0	41
NK S42-P6 Brand	65.5	•	•	10/05	1.0	1.0	45
Mycogen 5N424R2	65.1	•	•	10/05	1.0	1.0	42
Delta Grow DG4587 LL/STS	64.3	•	•	10/04	1.0	1.0	45
Mycogen 5N414R2	64.3	•	•	10/06	1.0	1.0	47
CZ 4590 RY	63.7	•	•	10/06	1.0	1.0	51
Armor 44-D40	63.5	•	•	10/08	1.0	1.0	53
NK S45-R7 Brand	62.3	•	•	10/02	1.0	1.0	45
GS45R216	62.1	•	•	10/09	1.7	1.0	49
Dyna-Gro S45XS66	61.9	•	•	10/09	1.7	1.0	52
Dyna-Gro 31RY45	61.5	•	•	10/09	1.3	1.0	44
Mycogen 5N433R2	61.5	•	•	10/08	1.0	1.0	46
Dyna-Gro S45LL97	61.1	•	•	10/06	1.0	1.0	44
Dyna-Gro S44XS57	60.9	•	•	10/08	1.0	1.0	52
Mycogen 5N406R2	59.7	•	•	09/29	1.0	1.0	42
Progeny P 4588RY	59.2	•	•	10/07	1.0	1.0	48
AvZx-D515	58.9	•	•	10/07	1.0	1.0	48
Dyna-Gro S43RY95	58.1	•	•	10/07	1.3	1.0	46
CZ 4540 LL	55.9	•	•	10/10	1.0	1.0	46
Armor 39-D90	54.1	•	•	09/28	1.0	1.0	39
GRAND MEAN	64.6	•	•	10/06	1.1	1.0	46
LSD (5%)	6.2	•	•	•	0.5	•	•
C.V.	7.1	•	•	•	32.1	•	•

Table 16. Performance of Irrigated, Full-Season, Soybean Varieties and Strains, Vegetable Research Station, Kibler, Ark., 2016, Continued.

Variety/Experimental Line	2016	2-Year ^a Average	3-Year ^b Average	Maturity Date	Lodging ^e Score	Shatter ^f Score	Plant Height (in.)
.....bu/A.....							
<u>Mid Maturity Group IV (RM 4.6 to 4.7)</u>							
Eagle Seed ES4680RYX	70.0	•	•	10/11	1.3	1.0	48
Pioneer P47T36R	69.8	•	•	10/09	1.0	1.0	52
NK S47-K5 Brand	67.8	•	•	10/09	1.0	1.0	44
Delta Grow DG4790 RR2	67.6	•	•	10/08	1.7	1.0	47
Eagle Seed ES4772RY	67.4	•	•	10/12	1.0	1.0	45
Pioneer P47T89R	67.4	•	•	10/09	1.0	1.0	54
MorSoy Xtra 47X12	66.5	•	•	10/12	1.0	1.0	53
Armor 48-D80	66.4	•	•	10/13	1.0	1.0	53
Asgrow AG 46X7	66.4	•	•	10/09	1.0	1.0	48
Delta Grow DG4781 LL	65.6	•	•	10/08	1.0	1.0	46
Armor 46-D08	65.5	•	•	10/10	1.0	1.0	50
Delta Grow DG4670 RR2	65.4	•	•	10/08	2.0	1.0	47
Progeny P 4613RYS	65.3	•	•	10/08	1.0	1.0	47
Progeny P 4757RY	65.3	•	•	10/07	1.0	1.0	53
Progeny P 4620RXS	64.9	•	•	10/11	1.0	1.0	44
HBK RY4721	64.7	•	•	10/10	1.0	1.0	42
MorSoy 4616 RXT/STS	64.6	•	•	10/10	1.0	1.0	46
Asgrow AG 46X6	64.5	•	•	10/12	1.0	1.0	47
Asgrow AG 4632	64.1	•	•	10/07	1.3	1.0	43
Armor AR4606	63.9	•	•	10/07	1.0	1.0	45
Asgrow AG 47X6	63.7	•	•	10/10	1.0	1.0	49
MorSoy 47X76	63.3	•	•	10/08	1.3	1.0	50
Delta Grow DG4680 RR2	63.1	•	•	10/09	1.0	1.0	52
Progeny P 4799RXS	62.7	•	•	10/10	1.0	1.0	53
Armor 47-D17	62.5	•	•	10/10	1.3	1.0	48
GS47R216	62.3	•	•	10/08	1.0	1.0	49
Armor ARX4706	61.9	•	•	10/11	1.0	1.0	47
CZ 4656 RY	61.9	•	•	10/08	1.3	1.0	44
NK S47-C8 Brand	61.5	•	•	10/08	1.0	1.0	41
Go Soy 4714LL	60.9	•	•	10/08	1.0	1.0	47
S12-3782	60.9	•	•	10/09	1.0	1.0	44
Armor 47-R70	60.5	•	•	10/09	1.3	1.0	43
CZ 4748 LL	60.3	•	•	10/08	1.0	1.0	52
REV® 47R34™	59.5	•	•	10/07	1.0	1.0	48
Go Soy 4714GTS	58.5	•	•	10/07	1.0	1.0	53
Progeny P 4788RY	57.9	•	•	10/06	1.0	1.0	46
Schillinger e4892	56.3	•	•	10/10	1.0	1.0	52
AvDx-D714	54.9	•	•	10/07	1.0	1.0	47
Blue River 47FC7	54.3	•	•	10/09	1.0	1.0	41
GRAND MEAN	63.3	•	•	10/09	1.1	1.0	48
LSD (5%)	4.9	•	•	•	0.3	•	•
C.V.	5.7	•	•	•	22.6	•	•

**Table 16. Performance of Irrigated, Full-Season, Soybean Varieties and Strains,
Vegetable Research Station, Kibler, Ark., 2016, Continued.**

Variety/Experimental Line	2016	2-Year ^a Average	3-Year ^b Average	Maturity Date	Lodging ^e Score	Shatter ^f Score	Plant Height (in.)
.....bu/A.....							
<u>Late Maturity Group IV (RM 4.8 to 4.9)</u>							
Dyna-Gro S48XT56	67.8	•	•	10/08	1.0	1.0	43
Eagle Seed ES4840RY	66.8	•	•	10/10	1.0	1.0	44
Progeny P 4816RX	66.8	•	•	10/10	1.0	1.0	48
Armor 48-D24	66.6	•	•	10/11	1.0	1.0	41
AvDx-D916	66.0	•	•	10/07	1.0	1.0	48
MorSoy 4915 RXT	66.0	•	•	10/06	1.0	1.0	49
Delta Grow DG4845 RR2X	65.4	•	•	10/10	1.0	1.0	44
Progeny P 4900RY	65.0	•	•	10/09	1.0	1.0	47
REV [®] 48A26™	64.8	•	•	10/08	1.0	1.0	47
Delta Grow DG4995 RR	64.6	•	•	10/09	1.0	1.0	33
Asgrow AG 48X7	64.0	•	•	10/08	1.0	1.0	52
Eagle Seed ES4870RYX	63.6	•	•	10/09	1.0	1.0	52
REV [®] 49R94™	63.6	•	•	10/07	1.0	1.0	49
Asgrow AG 49X6	63.4	•	•	10/09	1.0	1.0	48
Eagle Seed ES4998RR	63.4	•	•	10/05	1.0	1.0	45
Go Soy Ireane	63.4	•	•	10/07	1.0	1.0	36
REV [®] 48A76™	63.2	•	•	10/06	1.0	1.0	46
USG 7497XT	63.2	•	•	10/07	1.0	1.0	48
Armor AR4906	63.0	•	•	10/05	1.0	1.0	45
Armor ARX4906	63.0	•	•	10/08	1.0	1.0	49
GS48R216	63.0	•	•	10/06	1.0	1.0	39
USG 74K95RS	62.8	•	•	10/09	1.0	1.0	54
MorSoy 4910 RXT/STS	62.6	•	•	10/10	1.0	1.0	54
Mycogen 5N480R2	62.2	•	•	10/10	1.0	1.0	52
MorSoy 4876 RXT	62.0	•	•	10/07	1.0	1.0	49
USG Ellis	61.8	•	•	10/08	1.0	1.0	33
MorSoy Xtra 48X02	61.6	•	•	10/06	1.0	1.0	47
Progeny P 4944RX	61.6	•	•	10/09	1.0	1.0	49
Dyna-Gro S49XT07	61.4	•	•	10/07	1.0	1.0	51
CZ 4898 RY	61.0	•	•	10/07	1.0	1.0	48
Dyna-Gro S49LL34	60.8	•	•	10/05	1.0	1.0	48
GS4915R2	60.8	•	•	10/10	1.0	1.0	53
Dyna-Gro S48RS53	60.5	•	•	10/09	1.0	1.0	53
Go Soy 4913LL	60.5	•	•	10/03	1.0	1.0	48
Delta Grow DG4967 LL	60.3	•	•	10/06	1.0	1.0	48
NK S49-B1 Brand	60.3	•	•	10/06	1.0	1.0	50
USG 7487XTS	60.3	•	•	10/10	1.0	1.0	52
Armor 49-D90	60.1	•	•	10/10	1.0	1.0	50
HBK LL4953	60.1	•	•	10/06	1.0	1.0	48
Armor 49-D66	59.9	•	•	10/09	1.0	1.0	48
Armor 49-G1	59.9	•	•	10/07	1.0	1.0	47
Delta Grow DG4825 RR2/STS	59.9	•	•	10/09	1.0	1.0	46
Delta Grow DG4855 RR2X/STS	59.7	•	•	10/09	1.0	1.0	51

**Table 16. Performance of Irrigated, Full-Season, Soybean Varieties and Strains,
Vegetable Research Station, Kibler, Ark., 2016, Continued.**

Variety/Experimental Line	2016	2-Year ^a Average	3-Year ^b Average	Maturity Date	Lodging ^e Score	Shatter ^f Score	Plant Height (in.)
.....bu/A.....							
<u>Late Maturity Group IV (RM 4.8 to 4.9) Continued</u>							
Go Soy 49G16	59.5	•	•	10/06	1.7	1.0	38
S12-2418	59.5	•	•	10/08	1.0	1.0	43
Schillinger e4993	59.5	•	•	10/10	1.0	1.0	49
Progeny P 4930LL	59.3	•	•	10/05	1.0	1.0	47
Dyna-Gro S49XS76	58.9	•	•	10/10	1.0	1.0	47
Delta Grow DG4977 LL/STS	58.7	•	•	10/06	1.0	1.0	47
Delta Grow DG4880 RR	58.3	•	•	10/09	1.3	1.0	44
Go Soy 4912LL	57.9	•	•	10/06	1.0	1.0	50
AvDx-D814	57.3	•	•	10/07	1.0	1.0	49
Go Soy 483.C	57.1	•	•	10/08	1.3	1.7	41
USG 7496XTS	56.9	•	•	10/09	1.0	1.0	50
CZ 4959 RY	56.7	•	•	10/08	1.0	1.0	44
REV [®] 49L49 [™]	56.7	•	•	10/06	1.0	1.0	46
Delta Grow DG4940 RR	56.5	•	•	10/07	1.7	1.0	38
Delta Grow DG4970 RR	55.7	•	•	10/08	1.7	1.0	49
Progeny P 4814LLS	55.3	•	•	10/09	1.0	1.0	49
REV [®] 48L63 [™]	55.3	•	•	10/04	1.0	1.0	51
CZ 4818 LL	55.3	•	•	10/08	1.3	1.0	52
NK S48-D9 Brand	54.9	•	•	10/05	1.0	1.0	47
Go Soy 4814GTS	54.7	•	•	10/08	1.0	1.0	52
GRAND MEAN	61.0	•	•	10/08	1.0	1.0	47
LSD (5%)	4.1	•	•	•	0.3	0.2	•
C.V.	4.9	•	•	•	24.2	14.4	•

**Table 16. Performance of Irrigated, Full-Season, Soybean Varieties and Strains,
Vegetable Research Station, Kibler, Ark., 2016, Continued.**

Variety/Experimental Line	2016	2-Year ^a Average	3-Year ^b Average	Maturity Date	Lodging ^e Score	Shatter ^f Score	Plant Height (in.)
.....bu/A.....							
<u>Early Maturity Group V (RM 5.0 to 5.4)</u>							
S12-4718	66.6	•	•	10/10	1.0	1.0	35
Pioneer P53T73SR	62.6	54.0	49.9	10/06	1.0	1.0	39
Progeny P 5226RYS	62.6	54.9	•	10/12	1.0	1.0	50
Pioneer P52T50R	62.0	55.8	52.8	10/07	1.0	1.0	40
Go Soy Leland	61.4	53.3	•	10/08	1.0	1.0	37
R09-430	60.6	54.6	51.9	10/07	1.0	1.0	37
Eagle Seed ES5015RYX	60.4	•	•	10/07	1.0	1.0	48
Armor 53-D04	60.2	•	•	10/08	1.0	1.0	44
Eagle Seed ES5420RYX	60.2	•	•	10/08	1.0	1.0	38
Go Soy 5115LL	60.2	55.6	•	10/06	1.0	1.0	49
USG 7547XT	60.1	•	•	10/07	1.0	1.0	43
Blue River 50SK7	59.1	•	•	10/04	1.0	1.0	37
CZ 5225 LL	59.1	51.0	•	10/11	1.0	1.0	39
Progeny P 5016RXS	59.1	•	•	10/11	1.0	1.0	49
USG 7506XTS	58.7	•	•	10/09	1.0	1.0	46
Delta Grow DG5170 RR2/STS	58.3	•	•	10/13	1.0	1.0	46
Delta Grow DG5230 RR2	58.3	•	•	10/09	1.0	1.0	41
Dyna-Gro S52RY75	58.3	50.8	48.6	10/08	1.0	1.0	39
REV® 52A94™	58.3	50.6	•	10/07	1.0	1.0	33
UA 5414RR	58.3	53.1	•	10/08	1.0	1.0	39
Eagle Seed ES5225RY	57.7	50.0	49.5	10/10	1.0	1.0	49
CZ 5150 LL	57.3	54.0	52.1	10/06	1.0	1.0	46
Progeny P 5417RX	57.3	•	•	10/10	1.0	1.0	39
NK S52-Y2 Brand	56.9	53.6	51.5	10/09	1.0	1.0	43
UA 5213C	56.7	49.8	47.3	10/05	1.0	1.0	37
Go Soy 5214GTS	56.4	•	•	10/08	1.3	1.0	36
S11-20124	56.3	•	•	10/10	1.3	1.0	33
CZ 5242 LL	56.1	53.3	51.3	10/06	1.0	1.0	42
Pioneer P50T64R	55.9	50.2	48.2	10/08	1.0	1.0	43
CZ 5445 LL	55.7	•	•	10/10	1.0	1.0	40
REV® 51A56™	55.7	52.4	•	10/06	1.0	1.0	46
UAX 5102	55.5	•	•	10/06	1.0	1.0	39
Asgrow AG 54X6	55.1	•	•	10/13	1.0	1.0	50
Dyna-Gro S52LL66	55.1	53.3	•	10/07	1.0	1.0	45
S11-17025	55.1	49.9	•	10/07	1.3	1.0	33
UA 5014C	55.1	•	•	10/04	1.0	1.0	37
Delta Grow DG5067 LL	54.3	52.4	50.1	10/07	1.0	1.0	43
UAX 51010	54.3	•	•	10/06	1.0	1.0	40
Delta Grow DG5461 LL	53.5	46.9	49.4	10/09	1.0	1.0	46
Armor AR5206C	53.1	•	•	10/06	2.7	1.0	36
R11-89RY	52.9	•	•	10/06	1.0	1.0	34
CZ 5147 LL	52.3	49.7	•	10/06	1.0	1.0	35
AvDx-F216	52.0	•	•	10/05	1.0	1.0	43

**Table 16. Performance of Irrigated, Full-Season, Soybean Varieties and Strains,
Vegetable Research Station, Kibler, Ark., 2016, Continued.**

Variety/Experimental Line	2016	2-Year ^c Average	3-Year ^d Average	Maturity Date	Lodging ^e Score	Shatter ^f Score	Plant Height (in.)
.....bu/A.....							
<u>Early Maturity Group V (RM 5.0 to 5.4) Continued</u>							
Hutcheson	51.6	45.8	44.3	10/06	1.0	1.0	34
USG 7536XT	51.6	•	•	10/05	1.0	1.0	37
Asgrow AG 53X6	50.6	•	•	10/04	1.0	1.0	37
Progeny P 5414LLS	50.0	•	•	10/11	1.0	1.0	39
GRAND MEAN	57.0	•	•	10/08	1.1	1.0	41
LSD (5%)	3.9	•	•	•	0.2	•	•
C.V.	5.0	•	•	•	15.5	•	•
<u>Late Maturity Group V (RM 5.5 to 5.9)</u>							
Delta Grow DG5580 RR2	73.3	•	•	10/14	1.0	1.0	39
Asgrow AG 55X7	69.6	•	•	10/11	1.0	1.0	40
Armor 55-R68	66.3	54.6	•	10/14	1.0	1.0	32
Go Soy 56C16	65.3	•	•	10/15	1.0	1.0	38
Eagle Seed ES5650RR	64.5	52.2	50.2	10/13	1.0	1.0	40
UAX 59012C	63.9	•	•	10/12	1.0	1.0	41
OSAGE	63.7	52.6	53.0	10/09	1.0	1.0	34
R10-197RY	63.1	52.8	51.4	10/12	1.0	1.0	41
UAX 59313GT	63.1	•	•	10/16	1.0	1.0	41
Progeny P 5752RY	62.7	•	•	10/13	1.0	1.0	39
USG 75B75R	62.5	•	•	10/13	1.0	1.0	40
Dyna-Gro S56RY84	62.1	52.7	51.5	10/13	1.0	1.0	41
UAX 59011C	60.8	•	•	10/22	1.0	1.0	32
Progeny P 5555RY	60.6	52.0	52.0	10/12	1.0	1.0	41
Dyna-Gro S55LS75	60.4	•	•	10/14	1.0	1.0	37
UA 5612	60.0	53.9	53.4	10/13	1.3	1.0	38
NK S56-M8 Brand	59.8	•	•	10/15	1.0	1.0	39
JTN-5110	59.4	51.2	52.8	10/14	1.0	1.0	35
Eagle Seed ES5508RY	58.6	•	•	10/13	1.0	1.0	38
REV® 56R63™	58.4	50.8	•	10/15	1.0	1.0	38
UAX 59111C	58.4	•	•	10/16	1.0	1.0	34
Armor ARX5506	58.1	•	•	10/12	1.0	1.0	50
UA 5814HP	56.8	•	•	10/16	1.0	1.0	39
Delta Grow DG5625 RR2	56.5	50.5	49.9	10/14	1.3	1.0	39
R07-6614RR	56.5	•	•	10/15	1.0	1.0	38
UAX 59013C	55.7	•	•	10/13	1.0	1.0	39
UAX 59113GT	55.7	•	•	10/17	1.0	1.0	40

**Table 16. Performance of Irrigated, Full-Season, Soybean Varieties and Strains,
Vegetable Research Station, Kibler, Ark., 2016, Continued.**

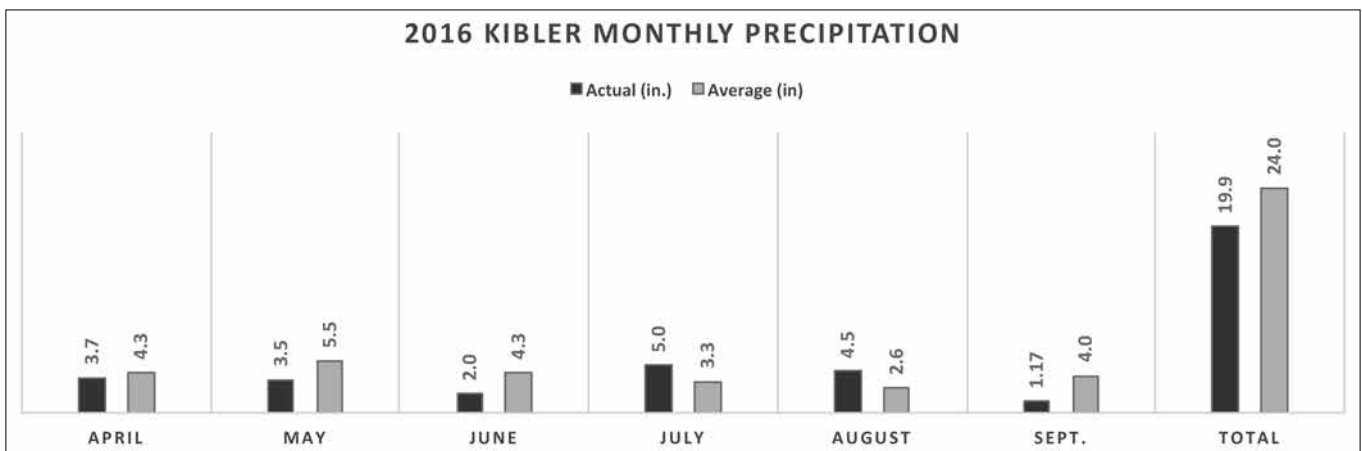
Variety/Experimental Line	2016	2-Year ^c Average	3-Year ^d Average	Maturity Date	Lodging ^e Score	Shatter ^f Score	Plant Height (in.)
.....bu/A.....							
<u>Late Maturity Group V (RM 5.5 to 5.9) Continued</u>							
USG 7576XT	55.7	•	•	10/14	1.0	1.0	45
Progeny P 5768RX	55.1	•	•	10/16	1.0	1.0	45
REV [®] 57R21 [™]	54.7	45.7	45.9	10/15	1.3	1.0	47
USG 7557XT	51.0	•	•	10/10	1.0	1.0	42
Eagle Seed ES5930RYX	50.0	•	•	10/17	1.0	1.0	41
GRAND MEAN	60.1	•	•	10/14	1.0	1.0	39
LSD (5%)	5.6	•	•	•	0.2	•	•
C.V.	6.8	•	•	•	16.6	•	•

^aAverage Yield from 2015 and 2016.^bAverage Yield from 2014, 2015, 2016.^cAverage Yield from 2014 and 2016 (Late MG V Only).^dAverage Yield from 2013, 2014, 2016 (Late MG V Only).^e 1 = Almost all plants erect. 2 = Either all plants leaning slightly, or a few plants down. 3 = Either all plants leaning moderately, or 25-50% of plants down. 4 = Either all plants leaning considerably, or 50-80% of plants down. 5 = All plants down badly.^f 1 = No shattering. 2 = 1-3% shattered. 3 = 4-8% shattered. 4 = 9-19% shattered 5 = 20% or more shattered.

Arkansas Soybean Performance Tests 2016

Table 16. Performance of Irrigated, Full-Season, Soybean Varieties and Strains, Vegetable Research Station, Kibler, Ark., 2016, Continued.

Soil Series:	Roxanna silt loam	Herbicide Application(s):	Dual Magnum + Pursuit	June 9
Previous Crop:	Soybean		Reflex + Charger Max	June 27
Row Width:	36"	Harvest Date:	Early MG 4	Oct. 11
Planting Date:	June 9		Mid MG 4	Oct. 11
Irrigation Date(s):	June 15, 28		Late MG 4	Oct. 12
	July 20, 26		Early MG 5	Oct. 17
	August 3		Late MG 5	Oct. 17
	Sept. 7			



Participants and Entries
2016 Early-Planted Soybean Tests

<u>Company/ Institute</u>	<u>Variety</u>	<u>Relative Maturity</u>	<u>Herbicide Tolerance</u>	<u>Seed Treatment</u>
Armor Seed				
P.O. Box 9 Hwy 49 Waldenburg, AR. 72475	Armor 44-D40	4.4	Xtend	Defend Extra
	Armor 46-D08	4.6	Xtend	Defend Extra
	Armor 47-D17	4.7	Xtend	Defend Extra
	Armor 47-R70	4.7	RR2	Defend Extra
	Armor 48-D24	4.8	Xtend	Defend Extra
	Armor 49-D66	4.9	Xtend	Defend Extra
	Armor 49-D90	4.9	Xtend	Defend Extra
	Armor AR4606	4.6	RR2	Defend Extra
	Armor ARX4706	4.7	Xtend	Defend Extra
Crop Production Services				
P.O. Box 348 Portageville, MO 63873	Dyna-Gro 39RY43	4.3	RR2Y	CruiserMaxx Vibrance
	Dyna-Gro S43RY95	4.3	RR2Y	CruiserMaxx Vibrance
	Dyna-Gro S45LL97	4.5	LL	CruiserMaxx Vibrance
	Dyna-Gro S45XS37	4.5	Xtend/STS	CruiserMaxx Vibrance
	Dyna-Gro S48RS53	4.8	RR2Y/STS	CruiserMaxx Vibrance
	Dyna-Gro S49XS76	4.9	Xtend/STS	CruiserMaxx Vibrance
	Dyna-Gro S52RY75	5.2	RR2	CruiserMaxx Vibrance

Participants and Entries
2016 Early-Planted Soybean Tests, Continued

<u>Company/ Institute</u>	<u>Variety</u>	<u>Relative Maturity</u>	<u>Herbicide Tolerance</u>	<u>Seed Treatment</u>
Delta Grow Seed 220 NW 2nd England, AR 72046	Delta Grow DG4545 RR2X/STS	4.5	Xtend	CruiserMaxx
	Delta Grow DG4587 LL/STS	4.5	LL	CruiserMaxx
	Delta Grow DG4670 RR2	4.6	RR2	CruiserMaxx
	Delta Grow DG4680 RR2	4.6	RR2	CruiserMaxx
	Delta Grow DG4781 LL	4.7	LL	CruiserMaxx
	Delta Grow DG4790 RR2	4.7	RR2	CruiserMaxx
	Delta Grow DG4825 RR2/STS	4.8	RR2	CruiserMaxx
	Delta Grow DG4845 RR2X	4.8	Xtend	CruiserMaxx
	Delta Grow DG4855 RR2X/STS	4.8	Xtend	CruiserMaxx
	Delta Grow DG4880 RR	4.8	RR1	CruiserMaxx
	Delta Grow DG4940 RR	4.9	RR1	CruiserMaxx
	Delta Grow DG4967 LL	4.9	LL	CruiserMaxx
	Delta Grow DG4970 RR	4.9	RR1	CruiserMaxx
	Delta Grow DG4977 LL/STS	4.9	LL	CruiserMaxx
	Delta Grow DG4995 RR	4.9	RR1	CruiserMaxx
	Delta Grow DG5067 LL	5.0	LL	CruiserMaxx
	Delta Grow DG5170 RR2/STS	5.1	RR2	CruiserMaxx
Delta Grow DG5230 RR2	5.2	RR2	CruiserMaxx	
Dulaney Seed Inc. 150 Jackson 164 Rd McCrory, AR 72101	AvDx-D916	4.4	RR1	Poncho/VOTIVO
	AvDx-E816	3.8	RR1	Poncho/VOTIVO
	AvDx-F216	5.2	RR1/STS	Poncho/VOTIVO
LG Seeds 22827 Shissler Road Elmwood, IL 61529	LG C4615RX	4.6	Xtend	Acceleron FPV
	LG C4845RX	4.8	Xtend	Acceleron FPV
	LG C4900RX	4.9	Xtend	Acceleron FPV

Participants and Entries
2016 Early-Planted Soybean Tests, Continued

<u>Company/Institute</u>	<u>Variety</u>	<u>Relative Maturity</u>	<u>Herbicide Tolerance</u>	<u>Seed Treatment</u>
Monsanto 800 N. Lindbergh Blvd. St. Louis, MO 63167	Asgrow AG 42X6	4.2	Xtend	Acceleron FI
	Asgrow AG 44X6	4.4	Xtend	Acceleron FI
	Asgrow AG 45X6	4.5	Xtend/SR	Acceleron FI
	Asgrow AG 4632	4.6	RR2/SR	Acceleron FI
	Asgrow AG 46X6	4.6	Xtend	Acceleron FI
	Asgrow AG 46X7	4.6	Xtend	Acceleron FI
	Asgrow AG 47X6	4.7	Xtend/SR	Acceleron FI
	Asgrow AG 48X7	4.8	Xtend	Acceleron FI
	Asgrow AG 49X6	4.9	Xtend/SR	Acceleron FI
Mycogen Seeds 107 Meritt Cove Marion, AR 72364	Mycogen 5N406R2	4.0	RR2	CruiserMaxx Vibrance
	Mycogen 5N414R2	4.1	RR2/STS	CruiserMaxx Vibrance
	Mycogen 5N424R2	4.2	RR2/STS	CruiserMaxx Vibrance
	Mycogen 5N433R2	4.3	RR2	CruiserMaxx Vibrance
Progeny Ag Products 1529 Hwy 193 Wynne, AR 72396	Progeny P 4211RY	4.2	RR2	Poncho/VOTiVO + Trilex
	Progeny P 4247LL	4.2	LL	Poncho/VOTiVO + Trilex
	Progeny P 4588RY	4.5	RR2	Poncho/VOTiVO + Trilex
	Progeny P 4613RYS	4.6	RR2/STS	Poncho/VOTiVO + Trilex
	Progeny P 4757RY	4.7	RR2	Poncho/VOTiVO + Trilex
	Progeny P 4788RY	4.7	RR2	Poncho/VOTiVO + Trilex
	Progeny P 4814LLS	4.8	LL/STS	Poncho/VOTiVO + Trilex
	Progeny P 4900RY	4.9	RR2	Poncho/VOTiVO + Trilex
	Progeny P 4930LL	4.9	LL	Poncho/VOTiVO + Trilex
	Progeny P 5226RYS	5.2	RR2/STS	Poncho/VOTiVO + Trilex
Stratton Seed Company P.O. Box 1088 Stuttgart, AR 72160	Go Soy 42L16	4.2	LL	CruiserMaxx Vibrance
	Go Soy 43L16	4.3	LL	CruiserMaxx Vibrance
	GS43R216	4.3	RR2	CruiserMaxx Vibrance

Participants and Entries
2016 Early-Planted Soybean Tests, Continued

<u>Company/ Institute</u>	<u>Variety</u>	<u>Relative Maturity</u>	<u>Herbicide Tolerance</u>	<u>Seed Treatment</u>
Terral Seed, Inc.	REV® 45A46™	4.5	RR1	Apron + Evergo Energy + Gaucho + PPST2030
P. O. Box 826	REV® 47R34™	4.7	RR1	Apron + Evergo Energy + Gaucho + PPST2030
Lake Providence, LA 71254	REV® 48A26™	4.8	RR1	Apron + Evergo Energy + Gaucho + PPST2030
	REV® 48A76™	4.8	RR1	Apron + Evergo Energy + Gaucho + PPST2030
	REV® 48L63™	4.8	LL	Apron + Evergo Energy + Gaucho + PPST2030
	REV® 49L49™	4.9	LL	Apron + Evergo Energy + Gaucho + PPST2030
	REV® 49R94™	4.9	RR1	Apron + Evergo Energy + Gaucho + PPST2030
UniSouth Genetics, Inc.	USG 7487XTS	4.8	Xtend/STS	ipconazole + metalaxyl + thiabendazole
3205-C HWY 46 S	USG 7497XT	4.9	Xtend	ipconazole + metalaxyl + thiabendazole
Dickson, TN 37055	USG 74B83RS	4.8	RR2/STS	ipconazole + metalaxyl + thiabendazole
	USG 74K95RS	4.9	RR2/STS	ipconazole + metalaxyl + thiabendazole
	USG Ellis	4.9	Conv.	ipconazole + metalaxyl + thiabendazole
University of Arkansas	R09-430	5.1	Conv.	ApronMaxx
115 Plant Science Building	UA 5014C	5	Conv.	ApronMaxx
Fayetteville, AR 72701	UA 5213C	5.2	Conv.	ApronMaxx
	UAX 51010	5.1	Conv.	ApronMaxx
	UAX 5102	5.1	Conv.	ApronMaxx
University of Missouri	S11-20124	5.3	Conv.	Poncho/VOTIVO
147 State Hwy T	S12-2418	4.8	Conv.	Poncho/VOTIVO
Portageville, MO 63873	S12-3782	4.6	Conv.	Poncho/VOTIVO
	S12-3791	4.5	Conv.	Poncho/VOTIVO
	S12-4718	5.3	Conv.	Poncho/VOTIVO

Participants and Entries
2016 Full-Season Soybean Tests

<u>Company/ Institute</u>	<u>Variety</u>	<u>Relative Maturity</u>	<u>Herbicide Tolerance</u>	<u>Seed Treatment</u>
Armor Seed P.O. Box 9 Hwy 49 Waldenburg, AR. 72475	Armor 39-D90	4.0	Xtend	Defend Extra
	Armor 43-D34	4.3	Xtend	Defend Extra
	Armor 44-D40	4.4	Xtend	Defend Extra
	Armor 46-D08	4.6	Xtend	Defend Extra
	Armor 47-D17	4.7	Xtend	Defend Extra
	Armor 47-R70	4.7	RR2	Defend Extra
	Armor 48-D24	4.8	Xtend	Defend Extra
	Armor 48-D80	4.7	Xtend	Defend Extra
	Armor 49-D66	4.9	Xtend	Defend Extra
	Armor 49-D90	4.9	Xtend	Defend Extra
	Armor 49-G1	4.9	RR1	Defend Extra
	Armor 53-D04	5.3	Xtend	Defend Extra
	Armor 55-R68	5.5	RR2	Defend Extra
	Armor AR4606	4.6	RR2	Defend Extra
	Armor AR4906	4.9	RR2	Defend Extra
	Armor AR5206C	5.2	Conv.	Defend Extra
	Armor ARX4706	4.7	Xtend	Defend Extra
	Armor ARX4906	4.9	Xtend	Defend Extra
	Armor ARX5506	5.5	Xtend	Defend Extra

Participants and Entries
2016 Full-Season Soybean Tests, Continued

<u>Company/ Institute</u>	<u>Variety</u>	<u>Relative Maturity</u>	<u>Herbicide Tolerance</u>	<u>Seed Treatment</u>
Bayer CropScience 1690 Jasmine Conway, AR 72034	CZ 4044 LL	4	LL	Poncho/VOTIVO/IlleVO/EverGol
	CZ 4222 LL	4.2	LL	Poncho/VOTIVO/IlleVO/EverGol
	CZ 4540 LL	4.5	LL	Poncho/VOTIVO/IlleVO/EverGol
	CZ 4590 RY	4.5	RR2	Poncho/VOTIVO/IlleVO/EverGol
	CZ 4656 RY	4.6	RR2	Poncho/VOTIVO/IlleVO/EverGol
	CZ 4748 LL	4.7	LL	Poncho/VOTIVO/IlleVO/EverGol
	CZ 4818 LL	4.8	LL	Poncho/VOTIVO/IlleVO/EverGol
	CZ 4898 RY	4.8	RR2	Poncho/VOTIVO/IlleVO/EverGol
	CZ 4959 RY	4.9	RR2	Poncho/VOTIVO/IlleVO/EverGol
	CZ 5147 LL	5.1	LL	Poncho/VOTIVO/IlleVO/EverGol
	CZ 5150 LL	5.1	LL	Poncho/VOTIVO/IlleVO/EverGol
	CZ 5225 LL	5.2	LL/STS	Poncho/VOTIVO/IlleVO/EverGol
	CZ 5242 LL	5.2	LL	Poncho/VOTIVO/IlleVO/EverGol
	CZ 5445 LL	5.4	LL	Poncho/VOTIVO/IlleVO/EverGol
	HBK LL4953	4.9	LL	Poncho/VOTIVO/IlleVO/EverGol
	HBK RY4721	4.7	RR2/STS	Poncho/VOTIVO/IlleVO/EverGol
	Blue River Hybrids 2326 230th St. Ames, IA 50014	Blue River 47FC7	4.7	Conv.
Blue River 50SK7		5.0	Conv.	Untreated
Cache River Valley Seed, LLC P.O. Box 10 Cash, AR 72421	MorSoy 4616 RXT/STS	4.6	Xtend/STS	INOVATE
	MorSoy 4876 RXT	4.8	Xtend	INOVATE
	MorSoy 4910 RXT/STS	4.8	Xtend/STS	INOVATE
	MorSoy 4915 RXT	4.9	Xtend	INOVATE
	MorSoy Xtra 47X12	4.7	RR2/STS	INOVATE
	MorSoy Xtra 48X02	4.8	RR2	INOVATE

Participants and Entries
2016 Full-Season Soybean Tests, Continued

<u>Company/ Institute</u>	<u>Variety</u>	<u>Relative Maturity</u>	<u>Herbicide Tolerance</u>	<u>Seed Treatment</u>
Crop Production Services P.O. Box 348 Portageville, MO 63873	Dyna-Gro 31RY45	4.5	RR2Y	CruiserMaxx Vibrance
	Dyna-Gro S43RY95	4.3	RR2Y	CruiserMaxx Vibrance
	Dyna-Gro S44XS57	4.4	Xtend/STS	CruiserMaxx Vibrance
	Dyna-Gro S45LL97	4.5	LL	CruiserMaxx Vibrance
	Dyna-Gro S45XS66	4.5	Xtend/STS	CruiserMaxx Vibrance
	Dyna-Gro S48RS53	4.8	RR2Y/STS	CruiserMaxx Vibrance
	Dyna-Gro S48XT56	4.8	Xtend	CruiserMaxx Vibrance
	Dyna-Gro S49LL34	4.9	LL	CruiserMaxx Vibrance
	Dyna-Gro S49XS76	4.9	Xtend/STS	CruiserMaxx Vibrance
	Dyna-Gro S49XT07	4.9	Xtend	CruiserMaxx Vibrance
	Dyna-Gro S52LL66	5.2	LL	CruiserMaxx Vibrance
	Dyna-Gro S52RY75	5.2	RR2Y	CruiserMaxx Vibrance
	Dyna-Gro S55LS75	5.5	LL/STS	CruiserMaxx Vibrance
	Dyna-Gro S56RY84	5.6	RR2Y	CruiserMaxx Vibrance

Participants and Entries
2016 Full-Season Soybean Tests, Continued

<u>Company/Institute</u>	<u>Variety</u>	<u>Relative Maturity</u>	<u>Herbicide Tolerance</u>	<u>Seed Treatment</u>
Delta Grow Seed 220 NW 2nd England, AR 72046	Delta Grow DG4545 RR2X/STS	4.5	Xtend	CruiserMaxx
	Delta Grow DG4587 LL/STS	4.5	LL	CruiserMaxx
	Delta Grow DG4670 RR2	4.6	RR2	CruiserMaxx
	Delta Grow DG4680 RR2	4.6	RR2	CruiserMaxx
	Delta Grow DG4781 LL	4.7	LL	CruiserMaxx
	Delta Grow DG4790 RR2	4.7	RR2	CruiserMaxx
	Delta Grow DG4825 RR2/STS	4.8	RR2	CruiserMaxx
	Delta Grow DG4845 RR2X	4.8	Xtend	CruiserMaxx
	Delta Grow DG4855 RR2X/STS	4.8	Xtend	CruiserMaxx
	Delta Grow DG4880 RR	4.8	RR1	CruiserMaxx
	Delta Grow DG4940 RR	4.9	RR1	CruiserMaxx
	Delta Grow DG4967 LL	4.9	LL	CruiserMaxx
	Delta Grow DG4970 RR	4.9	RR1	CruiserMaxx
	Delta Grow DG4977 LL/STS	4.9	LL	CruiserMaxx
	Delta Grow DG4995 RR	4.9	RR1	CruiserMaxx
	Delta Grow DG5067 LL	5.0	LL	CruiserMaxx
	Delta Grow DG5170 RR2/STS	5.1	RR2	CruiserMaxx
	Delta Grow DG5230 RR2	5.2	RR2	CruiserMaxx
	Delta Grow DG5461 LL	5.4	LL	CruiserMaxx
	Delta Grow DG5580 RR2	5.5	RR2	CruiserMaxx
Delta Grow DG5625 RR2	5.6	RR2	CruiserMaxx	
Dulaney Seed Inc. 150 Jackson 164 Rd McCroary, AR 72101	AvDx-D514	4.5	RR1	Poncho/VOTiVO
	AvDx-D714	4.7	RR1	Poncho/VOTiVO
	AvDx-D814	4.8	RR1	Poncho/VOTiVO
	AvDx-D916	4.9	RR1	Poncho/VOTiVO
	AvDx-F216	5.2	RR/STS	Poncho/VOTiVO
	AvZx-D515	4.5	LL	Poncho/VOTiVO

Participants and Entries
2016 Full-Season Soybean Tests, Continued

<u>Company/Institute</u>	<u>Variety</u>	<u>Relative Maturity</u>	<u>Herbicide Tolerance</u>	<u>Seed Treatment</u>	
Dupont Pioneer 700 Boulevard South, Ste. 302 Huntsville, AL 35802	Pioneer P41T33R	4.1	RR1	Gaicho + Apron	
	Pioneer P47T36R	4.7	RR1	Gaicho + Apron	
	Pioneer P47T89R	4.7	RR1	Gaicho + Apron	
	Pioneer P50T64R	5.0	RR1	Gaicho + Apron	
	Pioneer P52T50R	5.2	RR1	Gaicho + Apron	
	Pioneer P53T73SR	5.3	RR1/STS	Gaicho + Apron	
	Eagle Seed Company P.O. Box 308 Weiner, AR 72479	Eagle Seed ES4460RYX	4.4	Xtend	CruiserMaxx
Eagle Seed ES4680RYX		4.6	Xtend	CruiserMaxx	
Eagle Seed ES4772RY		4.7	RR2	CruiserMaxx	
Eagle Seed ES4840RY		4.8	RR2	CruiserMaxx	
Eagle Seed ES4870RYX		4.8	Xtend	CruiserMaxx	
Eagle Seed ES4998RR		4.9	RR1	CruiserMaxx	
Eagle Seed ES5015RYX		5.0	Xtend	CruiserMaxx	
Eagle Seed ES5225RY		5.2	RR2	CruiserMaxx	
Eagle Seed ES5420RYX		5.4	Xtend	CruiserMaxx	
Eagle Seed ES5508RY		5.5	RR2	CruiserMaxx	
Eagle Seed ES5650RR		5.6	RR1	CruiserMaxx	
Eagle Seed ES5930RYX		5.9	Xtend	CruiserMaxx	
MFA, Inc. 201 Ray Young Dr. Columbia, MO 65201		MorSoy 4535 RXT	4.5	Xtend	CruiserMaxx Vibrance
		MorSoy 47X76	4.7	RR2	CruiserMaxx Vibrance

Participants and Entries
2016 Full-Season Soybean Tests, Continued

<u>Company/ Institute</u>	<u>Variety</u>	<u>Relative Maturity</u>	<u>Herbicide Tolerance</u>	<u>Seed Treatment</u>
Monsanto 800 N. Lindbergh Blvd. St. Louis, MO 63167	Asgrow AG 45X6	4.5	Xtend/SR	Acceleron FI
	Asgrow AG 4632	4.6	RR2	Acceleron FI
	Asgrow AG 46X6	4.6	Xtend	Acceleron FI
	Asgrow AG 46X7	4.6	Xtend	Acceleron FI
	Asgrow AG 47X6	4.7	Xtend/SR	Acceleron FI
	Asgrow AG 48X7	4.8	Xtend/SR	Acceleron FI
	Asgrow AG 49X6	4.9	Xtend	Acceleron FI
	Asgrow AG 53X6	5.3	Xtend	Acceleron FI
	Asgrow AG 54X6	5.4	Xtend	Acceleron FI
	Asgrow AG 55X7	5.5	Xtend	Acceleron FI
Mycogen Seeds 107 Meritt Cove Marion, AR 72364	Mycogen 5N406R2	4.0	RR2	CruiserMaxx Vibrance
	Mycogen 5N414R2	4.1	RR2/STS	CruiserMaxx Vibrance
	Mycogen 5N424R2	4.2	RR2/STS	CruiserMaxx Vibrance
	Mycogen 5N433R2	4.3	RR2	CruiserMaxx Vibrance
	Mycogen 5N480R2	4.8	RR2/STS	CruiserMaxx Vibrance
NK Syngenta Seed 130 Myra Shirey Lane Bernice, LA 71222	NK S42-E5 Brand	4.2	RR2	Avicta Complete Beans + Mertect
	NK S42-P6 Brand	4.2	RR2	Avicta Complete Beans + Mertect
	NK S45-R7 Brand	4.5	RR2/STS	Avicta Complete Beans + Mertect
	NK S45-W9 Brand	4.5	RR2	Avicta Complete Beans + Mertect
	NK S47-C8 Brand	4.7	RR2/STS	Avicta Complete Beans + Mertect
	NK S47-K5 Brand	4.7	RR2	Avicta Complete Beans + Mertect
	NK S48-D9 Brand	4.8	RR2	Avicta Complete Beans + Mertect
	NK S49-B1 Brand	4.9	RR2	Avicta Complete Beans + Mertect
	NK S52-Y2 Brand	5.2	RR2	Avicta Complete Beans + Mertect
	NK S56-M8 Brand	5.6	RR2	Avicta Complete Beans + Mertect

Participants and Entries
2016 Full-Season Soybean Tests, Continued

<u>Company/ Institute</u>	<u>Variety</u>	<u>Relative Maturity</u>	<u>Herbicide Tolerance</u>	<u>Seed Treatment</u>
Progeny Ag Products 1529 Hwy 193 Wynne, AR 72396	Progeny P 4211RY	4.2	RR2	Poncho/VOTiVO + Trilex
	Progeny P 4247LL	4.2	LL	Poncho/VOTiVO + Trilex
	Progeny P 4516RXS	4.5	Xtend/STS	Poncho/VOTiVO + Trilex
	Progeny P 4588RY	4.5	RR2	Poncho/VOTiVO + Trilex
	Progeny P 4613RYS	4.6	RR2/STS	Poncho/VOTiVO + Trilex
	Progeny P 4620RXS	4.6	Xtend/STS	Poncho/VOTiVO + Trilex
	Progeny P 4757RY	4.7	RR2	Poncho/VOTiVO + Trilex
	Progeny P 4788RY	4.7	RR2	Poncho/VOTiVO + Trilex
	Progeny P 4799RXS	4.7	Xtend/STS	Poncho/VOTiVO + Trilex
	Progeny P 4814LLS	4.8	LL/STS	Poncho/VOTiVO + Trilex
	Progeny P 4816RX	4.8	Xtend	Poncho/VOTiVO + Trilex
	Progeny P 4900RY	4.9	RR2	Poncho/VOTiVO + Trilex
	Progeny P 4930LL	4.9	LL	Poncho/VOTiVO + Trilex
	Progeny P 4944RX	4.9	Xtend	Poncho/VOTiVO + Trilex
	Progeny P 5016RXS	5.0	Xtend/STS	Poncho/VOTiVO + Trilex
	Progeny P 5226RYS	5.2	RR2/STS	Poncho/VOTiVO + Trilex
	Progeny P 5414LLS	5.4	LL/STS	Poncho/VOTiVO + Trilex
	Progeny P 5417RX	5.4	Xtend	Poncho/VOTiVO + Trilex
	Progeny P 5555RY	5.5	RR2	Poncho/VOTiVO + Trilex
	Progeny P 5752RY	5.7	RR2	Poncho/VOTiVO + Trilex
Progeny P 5768RX	5.7	Xtend	Poncho/VOTiVO + Trilex	

Participants and Entries
2016 Full-Season Soybean Tests, Continued

<u>Company/Institute</u>	<u>Variety</u>	<u>Relative Maturity</u>	<u>Herbicide Tolerance</u>	<u>Seed Treatment</u>
Schillinger Genetics 4401 Westown Parkway West Des Moines, IA 50266	Schillinger e4510	4.5	Conv.	CruiserMaxx
	Schillinger e4892	4.6	Conv.	CruiserMaxx
	Schillinger e4993	4.9	Conv.	CruiserMaxx
Stratton Seed Company P.O. Box 1088 Stuttgart, AR 72160	Go Soy 4714GTS	4.7	RR1	CruiserMaxx Vibrance
	Go Soy 4714LL	4.7	LL	CruiserMaxx Vibrance
	Go Soy 4814GTS	4.8	RR1	CruiserMaxx Vibrance
	Go Soy 483.C	4.8	Conv.	CruiserMaxx Vibrance
	Go Soy 4912LL	4.9	LL	CruiserMaxx Vibrance
	Go Soy 4913LL	4.9	LL	CruiserMaxx Vibrance
	Go Soy 49G16	4.9	RR1	CruiserMaxx Vibrance
	Go Soy 5115LL	5.1	LL	CruiserMaxx Vibrance
	Go Soy 5214GTS	5.2	RR1	CruiserMaxx Vibrance
	Go Soy 56C16	5.6	Conv.	CruiserMaxx Vibrance
	Go Soy Ireane	4.9	Conv.	CruiserMaxx Vibrance
	Go Soy Leland	5.0	Conv.	CruiserMaxx Vibrance
	GS45R216	4.5	RR2	CruiserMaxx Vibrance
	GS47R216	4.7	RR2	CruiserMaxx Vibrance
	GS48R216	4.8	RR2	CruiserMaxx Vibrance
GS4915R2	4.9	RR2	CruiserMaxx Vibrance	

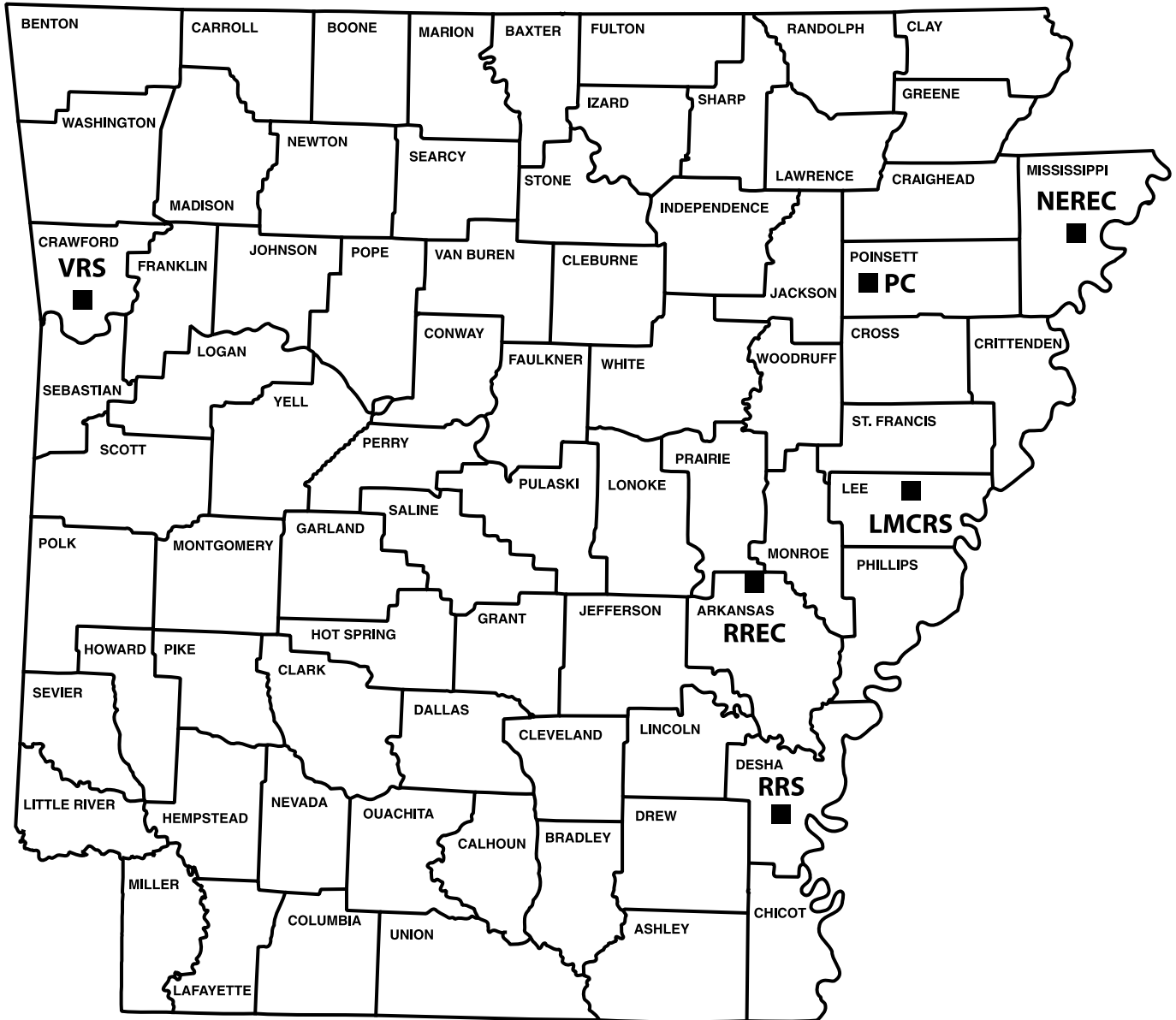
Participants and Entries
2016 Full-Season Soybean Tests, Continued

<u>Company/Institute</u>	<u>Variety</u>	<u>Relative Maturity</u>	<u>Herbicide Tolerance</u>	<u>Seed Treatment</u>		
Terral Seed, Inc. P. O. Box 826 Lake Providence, LA 71254	REV® 45A46™	4.5	RR1	Apron + EvergolEnergy + PPST2030	Gaucho +	
	REV® 47R34™	4.7	RR1	Apron + EvergolEnergy + PPST2030	Gaucho +	
	REV® 48A26™	4.8	RR1	Apron + EvergolEnergy + PPST2030	Gaucho +	
	REV® 48A76™	4.8	RR1	Apron + EvergolEnergy + PPST2030	Gaucho +	
	REV® 48L63™	4.8	LL	Apron + EvergolEnergy + PPST2030	Gaucho +	
	REV® 49L49™	4.9	LL	Apron + EvergolEnergy + PPST2030	Gaucho +	
	REV® 49R94™	4.9	RR1	Apron + EvergolEnergy + PPST2030	Gaucho +	
	REV® 51A56™	5.1	RR1	Apron + EvergolEnergy + PPST2030	Gaucho +	
	REV® 52A94™	5.2	RR1/STS	Apron + EvergolEnergy + PPST2030	Gaucho +	
	REV® 56R63™	5.6	RR1	Apron + EvergolEnergy + PPST2030	Gaucho +	
	REV® 57R21™	5.7	RR1	Apron + EvergolEnergy + PPST2030	Gaucho +	
	UniSouth Genetics, Inc. 3205-C HWY 46 S Dickson, TN 37055	USG 7487XTS	4.8	Xtend/STS	ipconazole + metalaxyl + thiabendazole	ipconazole + metalaxyl + thiabendazole
		USG 7496XTS	4.9	Xtend/STS	ipconazole + metalaxyl + thiabendazole	ipconazole + metalaxyl + thiabendazole
		USG 7497XT	4.9	Xtend	ipconazole + metalaxyl + thiabendazole	ipconazole + metalaxyl + thiabendazole
USG 74K95RS		4.9	RR2/STS	ipconazole + metalaxyl + thiabendazole	ipconazole + metalaxyl + thiabendazole	
USG 7506XTS		5.0	Xtend/STS	ipconazole + metalaxyl + thiabendazole	ipconazole + metalaxyl + thiabendazole	
USG 7536XT		5.3	Xtend	ipconazole + metalaxyl + thiabendazole	ipconazole + metalaxyl + thiabendazole	
USG 7547XT		5.4	Xtend	ipconazole + metalaxyl + thiabendazole	ipconazole + metalaxyl + thiabendazole	
USG 7557XT		5.5	Xtend	ipconazole + metalaxyl + thiabendazole	ipconazole + metalaxyl + thiabendazole	
USG 7576XT		5.7	Xtend	ipconazole + metalaxyl + thiabendazole	ipconazole + metalaxyl + thiabendazole	
USG 75B75R		5.7	RR2	ipconazole + metalaxyl + thiabendazole	ipconazole + metalaxyl + thiabendazole	
USG Ellis	4.9	Conv.	ipconazole + metalaxyl + thiabendazole	ipconazole + metalaxyl + thiabendazole		

Participants and Entries
2016 Full-Season Soybean Tests, Continued

<u>Company/ Institute</u>	<u>Variety</u>	<u>Relative Maturity</u>	<u>Herbicide Tolerance</u>	<u>Seed Treatment</u>
University of Arkansas 115 Plant Science Building Fayetteville, AR 72701	Hutcheson	5.3	Conv.	ApronMaxx
	Osage	5.6	Conv.	ApronMaxx
	R07-6614RR	5.7	RR1	ApronMaxx
	R09-430	5.1	Conv.	ApronMaxx
	R10-197RY	5.6	RR2	ApronMaxx
	R11-89RY	5.4	RR2	ApronMaxx
	UA 5014C	5.0	Conv.	ApronMaxx
	UA 5213C	5.2	Conv.	ApronMaxx
	UA 5414RR	5.4	RR1	ApronMaxx
	UA 5612	5.6	Conv.	ApronMaxx
	UA 5814HP	5.8	Conv.	ApronMaxx
	UAX 51010	5.1	Conv.	ApronMaxx
	UAX 5102	5.1	Conv.	ApronMaxx
	UAX 59011C	5.9	Conv.	ApronMaxx
	UAX 59012C	5.9	Conv.	ApronMaxx
	UAX 59013C	5.9	Conv.	ApronMaxx
	UAX 59111C	5.9	Conv.	ApronMaxx
	UAX 59113GT	5.9	RR1	ApronMaxx
	UAX 59313GT	5.9	RR1	ApronMaxx
	University of Missouri 147 State Hwy T Portageville, MO 63873	S11-17025	5.2	Conv.
S11-20124		5.2	Conv.	Poncho/VOTiVO
S12-2418		4.8	Conv.	Poncho/VOTiVO
S12-3782		4.6	Conv.	Poncho/VOTiVO
S12-3791		4.5	Conv.	Poncho/VOTiVO
S12-4718		5.3	Conv.	Poncho/VOTiVO
USDA-ARS 605 Airways Blvd. Jackson, TN 38301	JTN-5110	5.5	Conv.	Apron Maxx + moly

SOYBEAN TEST LOCATIONS



- LMCRS** - Lon Mann Cotton Research Station, Marianna, Arkansas
- NEREC** - Northeast Research and Extension Center, Keiser, Arkansas
- PC** - Poinsett County, near Weiner, Arkansas
- RREC** - Rice Research and Extension Center, Stuttgart, Arkansas
- RRS** - Rohwer Research Station, Rohwer, Arkansas
- VRS** - Vegetable Research Station, Kibler, Arkansas



DIVISION OF AGRICULTURE

RESEARCH & EXTENSION

University of Arkansas System

spine copy —>

Arkansas Soybean Performance Tests 2016

AAES, Division of Agriculture