

University of Arkansas, Fayetteville
ScholarWorks@UARK

Research Series

Arkansas Agricultural Experiment Station

10-1-2017

Arkansas Corn and Grain Sorghum Performance Tests 2017

R. D. Bond

University of Arkansas, Fayetteville

J. A. Still

University of Arkansas, Fayetteville

D. G. Dombek

University of Arkansas, Fayetteville

Follow this and additional works at: <https://scholarworks.uark.edu/aaesser>

 Part of the [Agricultural Science Commons](#), [Agronomy and Crop Sciences Commons](#), [Botany Commons](#), and the [Horticulture Commons](#)

Recommended Citation

Bond, R. D.; Still, J. A.; and Dombek, D. G., "Arkansas Corn and Grain Sorghum Performance Tests 2017" (2017). *Research Series*. 8. <https://scholarworks.uark.edu/aaesser/8>

This Report is brought to you for free and open access by the Arkansas Agricultural Experiment Station at ScholarWorks@UARK. It has been accepted for inclusion in Research Series by an authorized administrator of ScholarWorks@UARK. For more information, please contact scholar@uark.edu, ccmiddle@uark.edu.

Arkansas

Corn and Grain Sorghum Performance Tests 2017



R.D. Bond • J.A. Still • D.G. Dombek

UofA
DIVISION OF AGRICULTURE
RESEARCH & EXTENSION
University of Arkansas System

ARKANSAS AGRICULTURAL EXPERIMENT STATION

October 2017

Research Series 646

This publication is available on the internet at: <https://arkansas-ag-news.uark.edu/research-series.aspx> and at www.arkansasvarietytesting.com

Technical editing and cover design by Gail Halleck.

Photo Credits: Arkansas Agricultural Experiment Station, University of Arkansas System, Division of Agriculture.

Arkansas Agricultural Experiment Station, University of Arkansas System Division of Agriculture, Fayetteville. Mark J. Cochran, Vice President for Agriculture; Clarence E. Watson, Associate Vice-President for Agriculture–Research and Director, AAES. SG275/CC2017.

The University of Arkansas System Division of Agriculture offers all its Extension and Research programs and services without regard to race, color, sex, gender identity, sexual orientation, national origin, religion, age, disability, marital or veteran status, genetic information, or any other legally protected status, and is an Affirmative Action/Equal Opportunity Employer.

ISSN: 1941-1669 CODEN: AKAMA6

Arkansas Corn and Grain Sorghum Performance Tests

2017

R.D. Bond
J.A. Still
D.G. Dombek

**Arkansas Agricultural Experiment Station
University of Arkansas System
Division of Agriculture
Fayetteville, Arkansas 72701**

Acknowledgments

This research was funded in part by participating companies.
The assistance of the following individuals in conducting these experiments is gratefully acknowledged:

Northeast Research and Extension Center, Keiser

Mike Duren, Center Director
Cain Kelly, Program Technician I

Lon Mann Cotton Research Station, Marianna

Claude Kennedy, Resident Director
Jake Norris, Program Technician I
Clayton Treat, Farm Foreman

Southeast Research and Extension Center, Monticello

Kelly Bryant, Center Director
Larry Earnest, Superintendent, Rohwer Division
Scott Hayes, Program Technician II, Rohwer Division
Jack Pace, Program Technician I, Rohwer Division
Linda Martin, Program Technician I, Rohwer Division

Rice Research and Extension Center, Stuttgart

Nathan McKinney, Center Director
Jonathan McCoy, Program Technician II

Special thanks to Davis Bell for allowing us to conduct corn tests at the Bell Farming Company.

Contents

Introduction.....	4
Materials and Methods.....	4
Grain Sorghum Performance Measurements.....	4
Corn Performance Measurements.....	5
Grain Sorghum	
Table 1. Yields of Grain Sorghum Hybrids in Arkansas Performance Tests, 2017.....	7
Table 2. Performance of Irrigated Grain Sorghum Hybrids, Keiser, Ark., 2017.....	9
Table 3. Performance of Non-irrigated Grain Sorghum Hybrids, Keiser, Ark., 2017.....	11
Table 4. Performance of Irrigated Grain Sorghum Hybrids, Stuttgart, Ark., 2017.....	13
Table 5. Performance of Irrigated Grain Sorghum Hybrids, Rohwer, Ark., 2017.....	15
Table 6. Performance of Non-Irrigated Grain Sorghum Hybrids, Rohwer, Ark., 2017.....	17
Corn	
Table 7. Yields of Corn Hybrids in Arkansas Performance Tests, 2017.....	18
Table 8. Performance of Irrigated Corn Hybrids, Keiser, Ark., 2017.....	22
Table 9. Performance of Irrigated Corn Hybrids, Stuttgart, Ark., 2017.....	25
Table 10. Performance of Irrigated Corn Hybrids, Rohwer, Ark., 2017.....	28
Table 11. Performance of Irrigated Corn Hybrids, Bell Farm, Des Arc, Ark., 2017.....	31
Participants and Entries 2017 Grain Sorghum Tests.....	33
Participants and Entries 2017 Corn Tests.....	34
Corn Trait Package Information.....	37
Grain Sorghum Location Map.....	40
Corn Location Map.....	(inside back cover)

Arkansas Corn and Grain Sorghum Performance Tests¹ 2017

R.D. Bond², J.A. Still³, and D.G. Dombek⁴

Introduction

Corn and grain sorghum performance tests are conducted each year in Arkansas by the University of Arkansas System Division of Agriculture. The tests provide information to companies marketing seed within the state, and aid the Arkansas Cooperative Extension Service in formulating recommendations for producers.

The 2017 corn performance tests contained 69 entries and were conducted at the Northeast Research and Extension Center (NEREC) at Keiser, the Lon Mann Cotton Research Station (LMCRS) near Marianna, the Bell Farming Company near Des Arc, the Rohwer Research Station (RRS) near Rohwer and the Rice Research and Extension Center (RREC) near Stuttgart. The 2017 grain sorghum performance tests contained 17 entries and were conducted at the NEREC, the LMCRS, the RRS, and the RREC. Test location maps for grain sorghum and corn can be found on page 40 and inside the back cover, respectively.

Materials and Methods

Corn hybrids were divided into two maturity groups based on information provided by the originating companies. Entries were placed into a 116 or fewer days-to-maturity group (Early- to Mid-Season) or 117+ group (Mid- to Full-Season).

Within each test, entries were arranged as a randomized complete block design with four replications. Plots were two rows wide and 20-25 feet long depending on location. Seeding rates for grain sorghum hybrids at all locations as well as corn hybrids at the Keiser and Rohwer locations were based on the recommendations of the originating company. A vacuum-type planter is used to plant the corn tests at the Stuttgart and Bell Farm locations which requires a single seeding rate. A seeding rate of 33,000 plants per acre averaged from all participant-requested

plant populations was used to plant these locations. Specific location and management practice information accompany each table.

Grain Sorghum Performance Measurements

Yield: Yields were calculated from the weight of threshed grain from each plot and are expressed as bushels per acre (bu./A) at 14% moisture.

Grain Moisture: Expressed as a percent moisture of grain at harvest.

Plant Height: Average height in inches from the soil surface to the top of the grain head.

Head Exertion: Average distance in inches from the flag leaf to base of panicle.

Head Compactness Scale:

- 1 = Head short and oval. Rachis branches intermediate in length.
- 2 = Head long and slender. Rachis branches strong and short.
- 3 = Head elongated and oval. Rachis branches beginning to weaken and intermediate in length.
- 4 = Head elongated and rectangular in shape. Rachis branches intermediate in strength and length.
- 5 = Head open and elongated. Rachis branches weak.

Bird Damage: A visual estimate of total percent grain loss from each plot.

¹Use of products and trade names in this report does not constitute a guarantee or warranty of the products named and does not signify that those products are approved to the exclusion of comparable products.

²Program Associate, Arkansas Agricultural Experiment Station, University of Arkansas, Fayetteville, Ark. 72701.

³Program Technician III, Arkansas Agricultural Experiment Station, University of Arkansas, Fayetteville, Ark. 72701.

⁴Program Director, Arkansas Agricultural Experiment Station, University of Arkansas, Fayetteville, Ark. 72701.

Corn Performance Measurements

Yield: Yields were calculated from the weight of shelled corn harvested from each plot and are expressed as bushels per acre (bu./A) at 15.5% moisture.

Grain Moisture: Expressed as a percent moisture of shelled grain at harvest.

Root Lodging: Average number of plants leaning more than 40 degrees from vertical at harvest.

Stalk Lodging: Average number of plants broken below an ear at harvest.

Plants/Acre: The plant population expressed in the number of plants per acre.

Ear Height: The average distance in inches from the soil surface to the point of attachment of upper ear.

Tip Cover: Tip cover was rated as good (1), average (2), or poor (3). A rating of good was given when the husks reached well beyond the end of the ear and fit tightly. A rating of average was given when the husks reached the tip of the ear or fit loosely. A rating of poor was given when the ears were open to the weather.

Variety Testing Website

This report and other information about variety testing for corn, cotton, grain sorghum, rice, small grains, and soybean can be found at **ArkansasVarietyTesting.com**.

Disease ratings that do not appear in this or other reports may also be found on this website.

Table 1. Yields of Grain Sorghum Hybrids in Arkansas Performance Tests, 2017^{a,b}.

Hybrid Name	Keiser	Keiser ^c	Stuttgart	Rohwer	Rohwer	Average
	Irrigated	Non-Irrigated	Irrigated	Irrigated	Non-Irrigated	
.....(bu./A).....						
DEKALB DKS 51-01	125.0	124.0	190.0	151.4	146.1	147.3
DEKALB DKS 53-53	98.9	123.9	192.2	146.5	139.1	140.1
Dyna-Gro 772B	89.3	107.2	177.0	131.4	114.3	123.8
Dyna-Gro GX15371	124.7	139.2	184.7	151.7	147.2	149.5
Dyna-Gro GX16833	126.1	146.8	183.9	160.0	144.4	152.2
Dyna-Gro GX16855	101.6	120.2	177.5	139.0	133.1	134.3
Dyna-Gro GX17818	110.0	126.7	168.9	135.8	133.7	135.0
Dyna-Gro M73GR55	122.9	112.2	191.5	142.7	131.8	140.2
Dyna-Gro M74GB17	92.7	130.0	166.1	142.8	149.0	136.1
Pioneer P83G19	122.3	119.0	174.7	148.0	145.3	141.9
Pioneer P83P17	121.3	124.2	185.9	152.8	151.7	147.2
Pioneer P84P80	118.8	123.3	189.2	153.9	140.1	145.1
REV 9562	98.7	142.3	179.5	139.9	118.8	135.8
REV 9782	110.2	128.5	174.3	138.7	134.9	137.3
REV 9924	113.8	124.1	175.0	135.8	129.1	135.5
SP 7715	114.5	124.4	151.8	131.4	133.6	131.1
SP 78M30	111.3	123.3	174.2	140.2	133.3	136.5
GRAND MEAN	111.9	125.8	178.6	143.6	136.8	139.3
LSD (5%)	13.0	14.9	11.1	8.9	13.4	12.2
C.V.	8.3	8.5	4.5	5.2	8.2	•

^a Keiser = Northeast Research and Extension Center, Keiser, Ark.

Stuttgart = Rice Research and Extension Center, Stuttgart, Ark.

Rohwer = Rohwer Research Station, Rohwer, Ark.

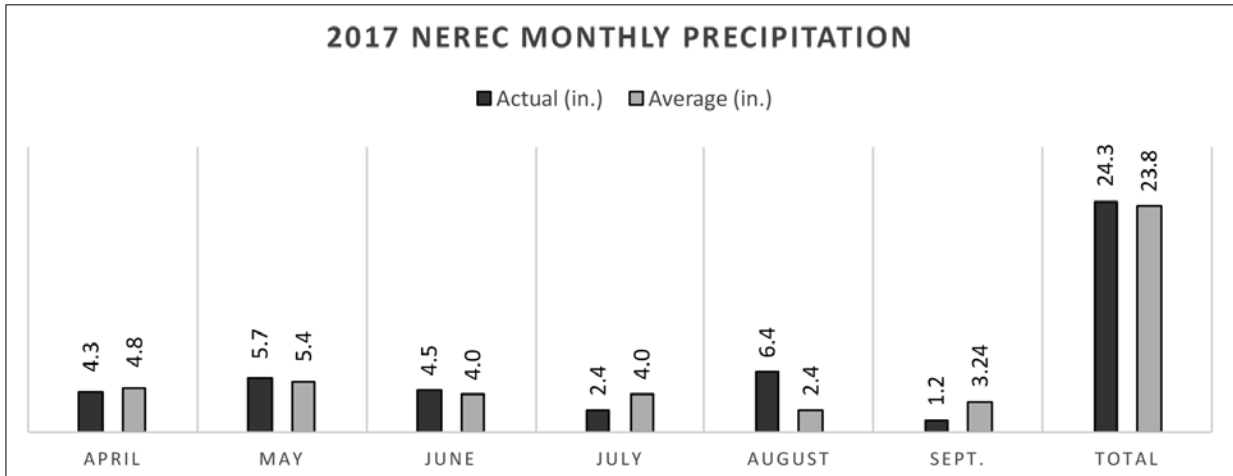
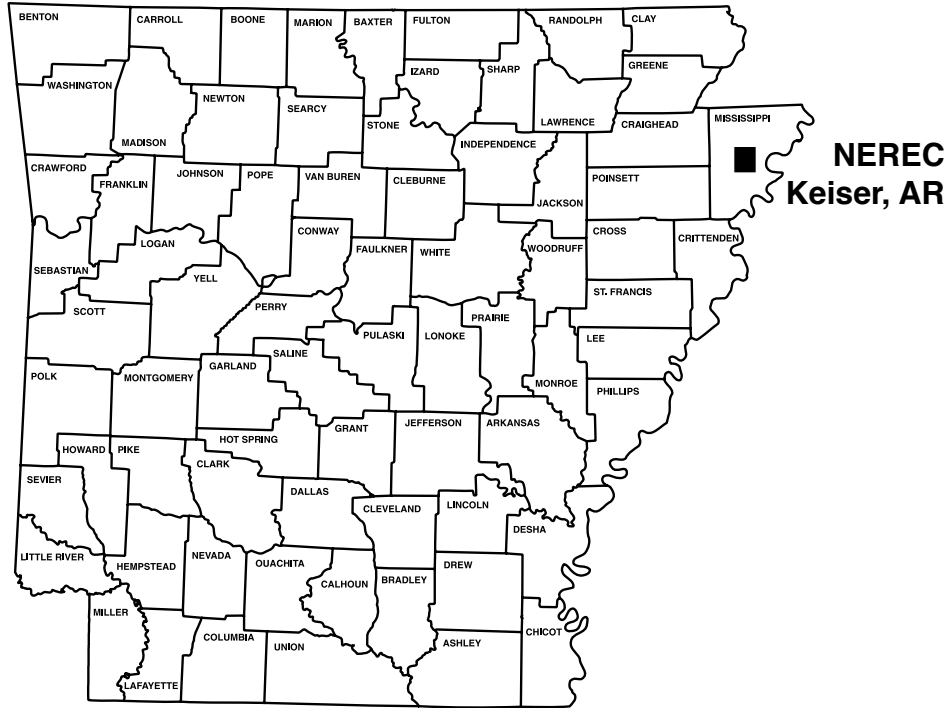
^b Yields from the Marianna location were not reported due to low yields and poor uniformity resulting from heavy bird predation.

^c The non-irrigated trial at Keiser was originally planted on April 26.

It was abandoned due to poor stands but was successfully replanted on May 16.

Keiser: Northeast Research and Extension Center (NEREC)

Irrigated Grain Sorghum (GS) Hybrids Trial Summary



Soil Series:	Sharkey clay	Preplant Fertilizer:	50 lb/A N	May 11
Soil pH:	6.8	Sidedress Fertilizer:	50 lb/A N	June 2
Previous Crop:	Soybean	Fertilizer:	50 lb/A N	June 6
Row Width:	38"	Herbicide Application(s):	Atrazine + Dual Magnum + Buctril Buctril + Facet	May 16 June 13
Planting Date:	April 26	Insecticide Application(s):	Sivanto Prevathon	July 14 August 2
Irrigation Dates:	June 16 July 17	Harvest Date:		September 9

Table 2. Performance of Irrigated Grain Sorghum Hybrids, Keiser, Ark., 2017.

Hybrid Name	Yield (bu./A)	2-Year ^a Avg. (bu./A)	3-Year ^b Avg. (bu./A)	Plant Height (in.)	Head Exertion (in.)	Head ^c Comp. Rating	Bird Damage (%)
Dyna-Gro GX16833	126.1	•	•	59	4	1	5
DEKALB DKS 51-01	125.0	112.5	115.2	59	13	2	15
Dyna-Gro GX15371	124.7	113.5	•	63	7	2	10
Dyna-Gro M73GR55	122.9	•	•	55	4	1	5
Pioneer P83G19	122.3	•	•	61	6	3	18
Pioneer P83P17	121.3	114.7	•	58	8	3	18
Pioneer P84P80	118.8	115.8	120.7	57	5	2	22
SP 7715	114.5	•	•	59	9	2	17
REV 9924	113.8	113.2	115.4	60	6	2	18
SP 78M30	111.3	•	•	58	7	1	8
REV 9782	110.2	107.9	112.6	56	8	3	17
Dyna-Gro GX17818	110.0	•	•	57	9	1	15
Dyna-Gro GX16855	101.6	•	•	67	5	2	13
DEKALB DKS 53-53	98.9	103.5	110.5	57	6	2	15
REV 9562	98.7	105.7	115.0	55	9	3	15
Dyna-Gro M74GB17	92.7	•	•	59	9	1	28
Dyna-Gro 772B	89.3	•	•	57	8	4	22
GRAND MEAN	111.9	•	•	59	7	2	15
LSD (5%)	13.0	•	•	•	•	•	8
C.V.	8.3	•	•	•	•	•	•

^a Average yield for 2016 and 2017.

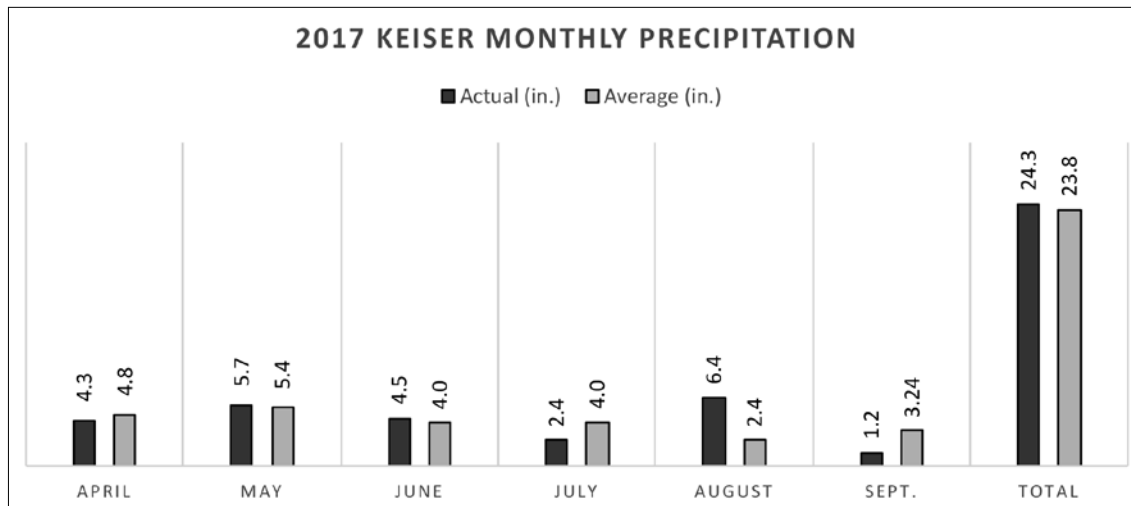
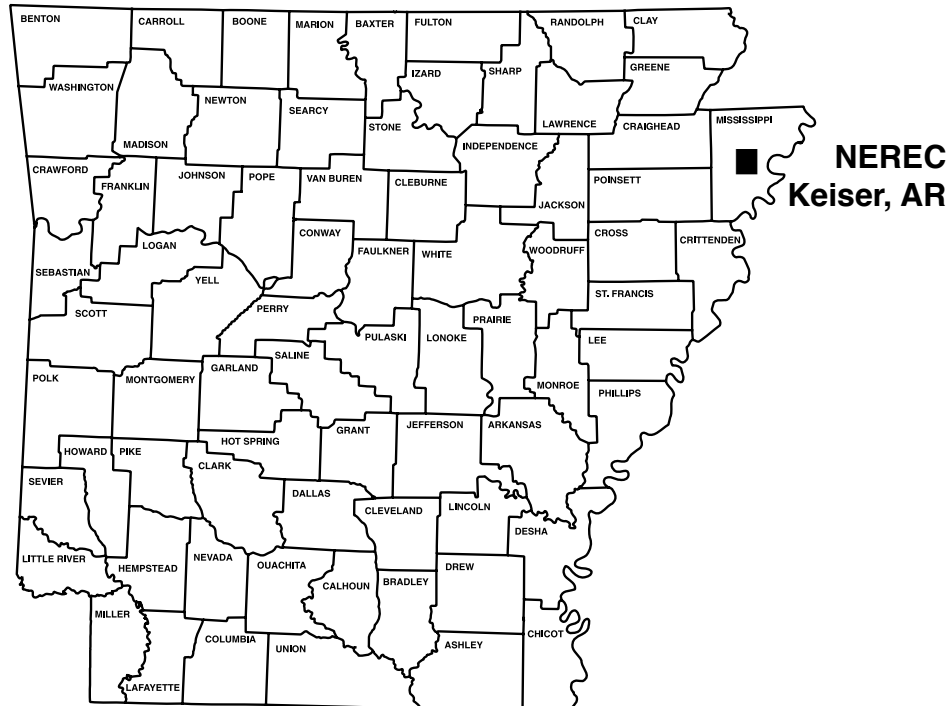
^b Average yield for 2015, 2016, and 2017.

^c 1 = head short and oval, rachis branches intermediate in length; 2 = head long and slender, rachis branches strong and short;

3 = head elongated and oval, rachis branches beginning to weaken and intermediate in length; 4 = head elongated and rectangular in shape, rachis branches intermediate in strength and length; 5 = Head open and elongated, rachis branches weak.

Keiser: Northeast Research and Extension Center (NEREC)

Non-Irrigated Grain Sorghum (GS) Hybrids Trial Summary



Soil Series:	Sharkey clay	Preplant Fertilizer:	50 lb/A N	May 11
Soil pH:	6.8	Sidedress Fertilizer:	50 lb/A N	June 2
Previous Crop:	Soybean	Fertilizer:	50 lb/A N	June 6
Row Width:	38"	Herbicide Application(s):	Atrazine + Dual Magnum + Buctril Buctril + Facet	May 16 June 13
Planting Date:	April 26 replanted May 16	Insecticide Application(s):	Sivanto Prevathon	July 14 August 2
Irrigation Dates:	N/A	Harvest Date:		September 9

Table 3. Performance of Non-Irrigated Grain Sorghum Hybrids, Keiser, Ark., 2017^a.

Hybrid Name	Yield (bu./A)	2-Year^b Avg. (bu./A)	3-Year^c Avg. (bu./A)	Plant Height (in.)	Head Exertion (in.)	Head^d Comp. Rating	Bird Damage (%)
Dyna-Gro GX16833	146.8	•	•	63	6	1	7
REV 9562	142.3	126.8	130.1	55	6	4	8
Dyna-Gro GX15371	139.2	134.8	•	55	1	3	5
Dyna-Gro M74GB17	130.0	•	•	55	8	1	10
REV 9782	128.5	121.6	126.3	61	5	2	15
Dyna-Gro GX17818	126.7	•	•	54	2	3	7
SP 7715	124.4	•	•	56	4	2	13
Pioneer P83P17	124.2	120.4	•	55	4	2	17
REV 9924	124.1	123.1	125.3	56	4	2	15
DEKALB DKS 51-01	124.0	115.5	126.3	51	5	4	18
DEKALB DKS 53-53	123.9	122.4	130.1	53	7	2	7
Pioneer P84P80	123.3	123.1	129.0	54	6	2	12
SP 78M30	123.3	•	•	52	4	3	5
Dyna-Gro GX16855	120.2	•	•	58	5	1	13
Pioneer P83G19	119.0	•	•	54	3	3	15
Dyna-Gro M73GR55	112.2	•	•	56	1	2	17
Dyna-Gro 772B	107.2	•	•	57	5	3	25
GRAND MEAN	125.8	•	•	56	4	2	12
LSD (5%)	14.9	•	•	•	•	•	9
C.V.	8.5	•	•	•	•	•	•

^a The non-irrigated trial at Keiser was originally planted on April 26.

It was abandoned due to poor stands but was successfully replanted on May 16.

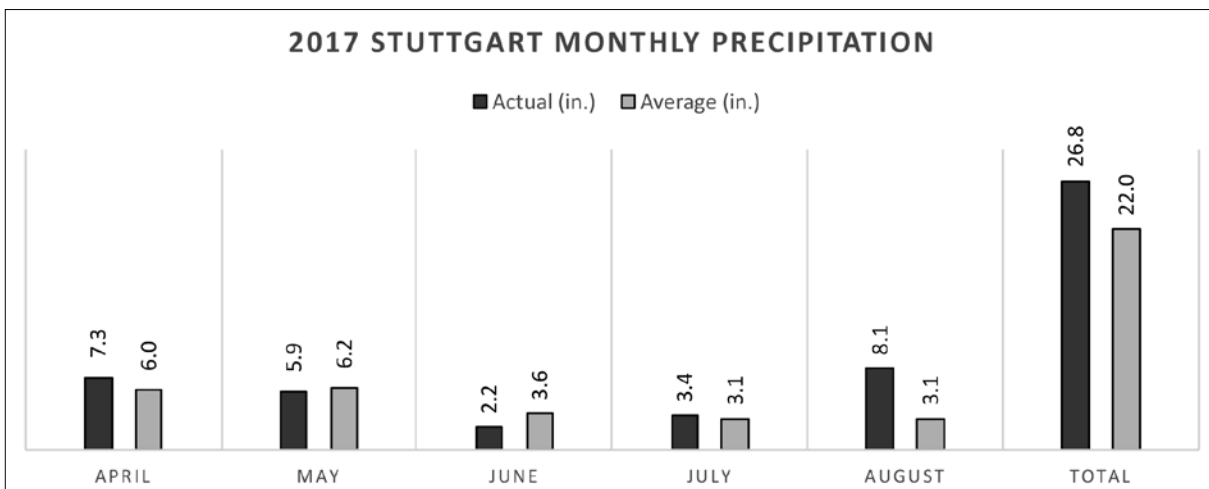
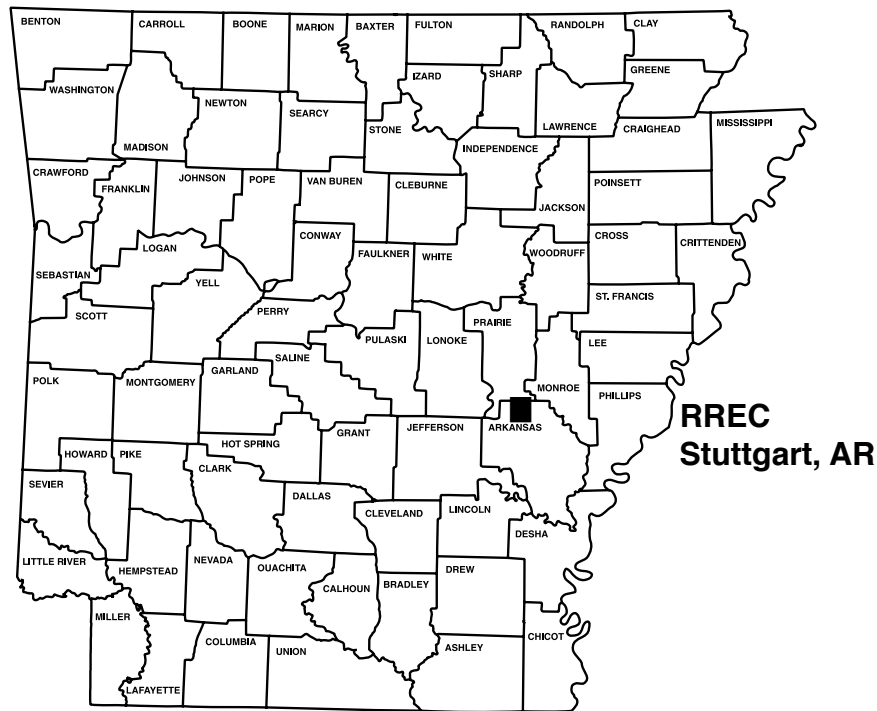
^b Average yield for 2016 and 2017.

^c Average yield for 2015, 2016, and 2017.

^d 1 = head short and oval, rachis branches intermediate in length; 2 = head long and slender, rachis branches strong and short;
3 = head elongated and oval, rachis branches beginning to weaken and intermediate in length; 4 = head elongated and rectangular in shape,
rachis branches intermediate in strength and length; 5 = head open and elongated, rachis branches weak.

Stuttgart: Rice Research and Extension Center (RREC)

Irrigated Grain Sorghum (GS) Hybrids Trial Summary, 2017



Soil Series: Calloway silt loam

Soil pH: 5.7

Previous Crop: Soybean

Row Width: 30"

Planting Date: April 6

Irrigation Dates: June 18,
July 8, 18

Lime Application: 2500 lb/A, March 31

Pre-plant Fertilizer:

71 lb/A N, 70 lb/A P
90 lb/A K, 24 lb/A S
10 lb/A Zn

} March 23

Sidedress Fertilizer:

92 lb/A N May 9
92 lb/A N June 2

Herbicide Application(s):

Dual Magnum + April 8
Atrazine

Insecticide Application(s):

Karate June 20
Sivanto + Ravage July 3

Harvest Date:

August 18

Table 4. Performance of Irrigated Grain Sorghum Hybrids, Stuttgart, Ark., 2017.

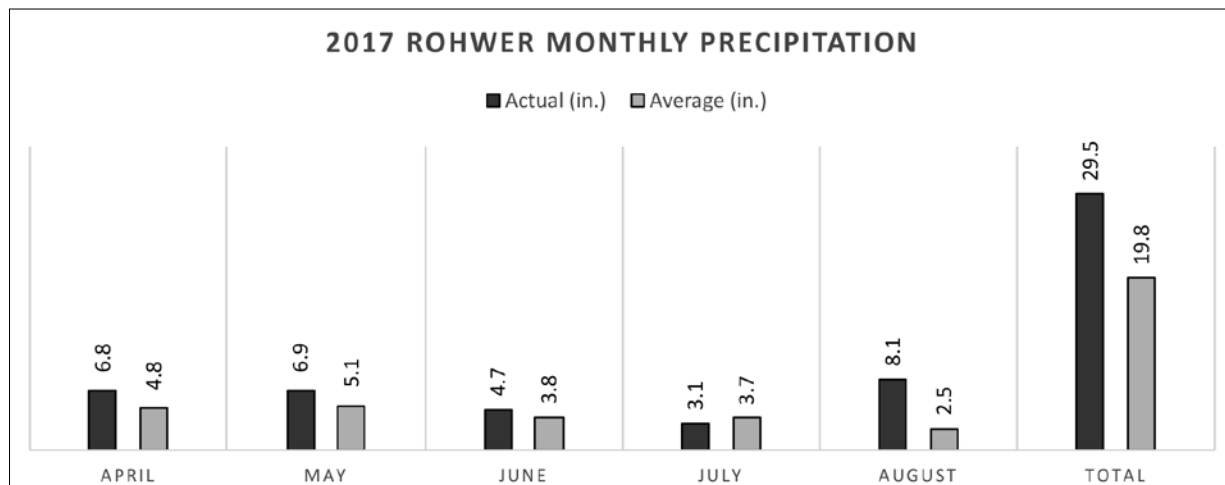
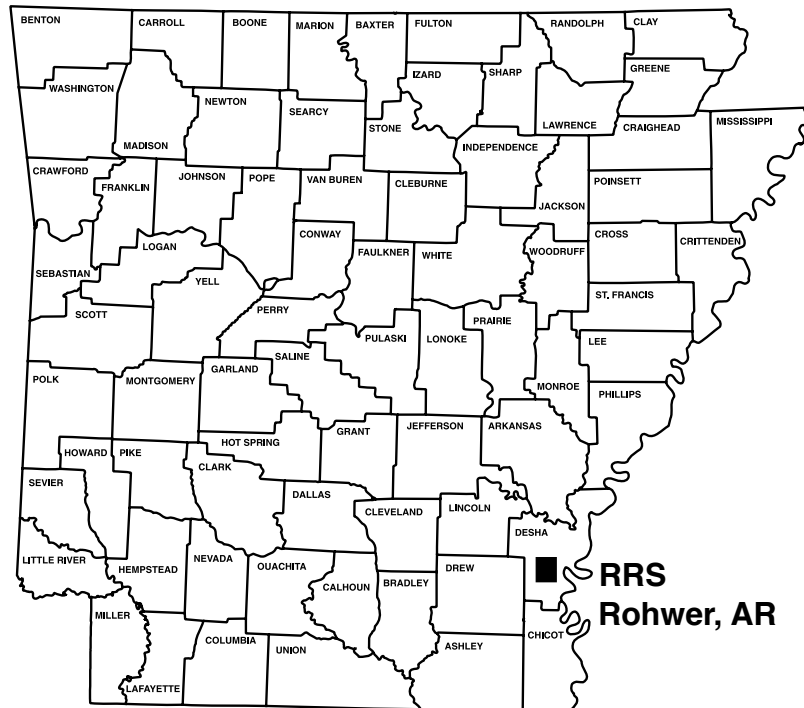
Hybrid Name	Yield (bu./A)	2-Year ^a	3-Year ^b	Grain	Plant	Head	Head ^c	Bird
		Avg. (bu./A)	Avg. (bu./A)	Moisture (%)	Height (in.)	Exertion (in.)	Comp. Rating	Damage (%)
DEKALB DKS 53-53	192.2	180.1	182.6	15.0	55	2	2	3.3
Dyna-Gro M73GR55	191.5	•	•	15.5	58	6	2	1.7
DEKALB DKS 51-01	190.0	177.0	182.8	15.0	57	7	2	5.0
Pioneer P84P80	189.2	178.7	178.5	14.9	55	3	3	3.3
Pioneer P83P17	185.9	166.2	•	15.0	60	7	1	5.0
Dyna-Gro GX15371	184.7	173.4	•	15.0	63	9	1	3.3
Dyna-Gro GX16833	183.9	•	•	15.0	54	4	1	3.3
REV 9562	179.5	166.6	163.5	14.8	52	4	3	5.0
Dyna-Gro GX16855	177.5	•	•	14.7	63	8	2	6.7
Dyna-Gro 772B	177.0	•	•	14.9	53	5	2	0.0
REV 9924	175.0	162.8	164.8	14.5	55	7	1	10.0
Pioneer P83G19	174.7	•	•	14.8	56	6	3	8.3
REV 9782	174.3	159.7	159.0	14.5	53	7	2	3.3
SP 78M30	174.2	•	•	14.8	53	6	3	0.0
Dyna-Gro GX17818	168.9	•	•	14.8	52	7	2	1.7
Dyna-Gro M74GB17	166.1	•	•	15.2	53	7	2	13.3
SP 7715	151.8	•	•	15.1	56	14	2	18.3
GRAND MEAN	178.6	•	•	14.9	56	6	2	5.4
LSD (5%)	11.1	•	•	0.3	•	•	•	9.3
C.V.	4.5	•	•	1.5	•	•	•	•

^a Average yield for 2016 and 2017.^b Average yield for 2015, 2016, and 2017.^c 1 = head short and oval, rachis branches intermediate in length; 2 = head long and slender, rachis branches strong and short;

3 = head elongated and oval, rachis branches beginning to weaken and intermediate in length; 4 = head elongated and rectangular in shape, rachis branches intermediate in strength and length; 5 = head open and elongated, rachis branches weak.

Rohwer: Rohwer Research Station (RRS)

Irrigated Grain Sorghum (GS) Hybrids Trial Summary, 2017



Soil Series: Herbert silt loam
Soil pH: 7.1
Previous Crop: Soybean
Row Width: 38"
Planting Date: April 20
Irrigation Dates: July 3, 18, 21
Pre-plant Fertilizer: 78 lb/A K, March 21

Sidedress Fertilizer: 75 lb/A N May 15
 75 lb/A N May 26
Herbicide Application(s): Roundup + 2, 4-D March 3
 Gramoxone April 13
 Atrazine + Gramoxone + Metolachlor April 20
 Atrazine + Metolachlor May 26
Insecticide Application(s): Sivanto June 20
 Sivanto + Prevathon July 12
Harvest Date: August 17

Table 5. Performance of Irrigated Grain Sorghum Hybrids, Rohwer, Ark., 2017.

Hybrid Name	Yield (bu./A)	2-Year ^a Avg. (bu./A)	3-Year ^b Avg. (bu./A)	Grain Moisture (%)	Plant Height (in.)	Head Exertion (in.)
Dyna-Gro GX16833	160.0	•	•	15.6	65	4
Pioneer P84P80	153.9	129.4	126.9	15.2	60	5
Pioneer P83P17	152.8	115.0	•	16.1	62	7
Dyna-Gro GX15371	151.7	128.9	•	15.5	65	5
DEKALB DKS 51-01	151.4	121.5	126.7	15.6	61	7
Pioneer P83G19	148.0	•	•	15.7	64	6
DEKALB DKS 53-53	146.5	117.3	122.3	15.4	55	7
Dyna-Gro M74GB17	142.8	•	•	15.6	64	9
Dyna-Gro M73GR55	142.7	•	•	15.8	63	6
SP 78M30	140.2	•	•	15.4	55	8
REV 9562	139.9	128.3	128.1	15.3	62	6
Dyna-Gro GX16855	139.0	•	•	15.5	65	7
REV 9782	138.7	127.5	130.3	14.8	54	5
REV 9924	135.8	118.3	115.0	15.1	60	7
Dyna-Gro GX17818	135.8	•	•	15.5	57	13
Dyna-Gro 772B	131.4	•	•	14.9	53	8
SP 7715	131.4	•	•	15.6	62	9
GRAND MEAN	143.6	•	•	15.4	60	7
LSD (5%)	8.9	•	•	0.3	•	•
C.V.	5.2	•	•	1.6	•	•

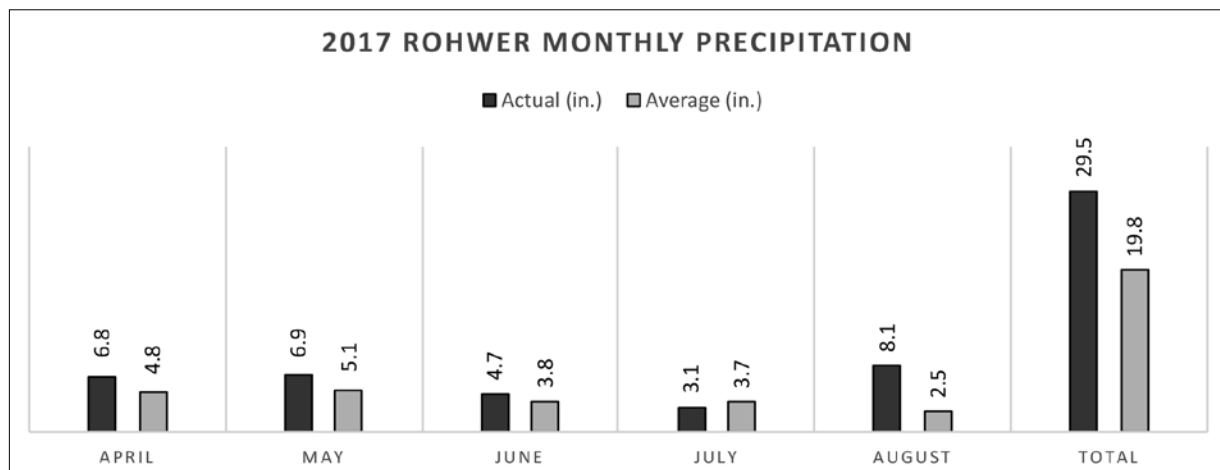
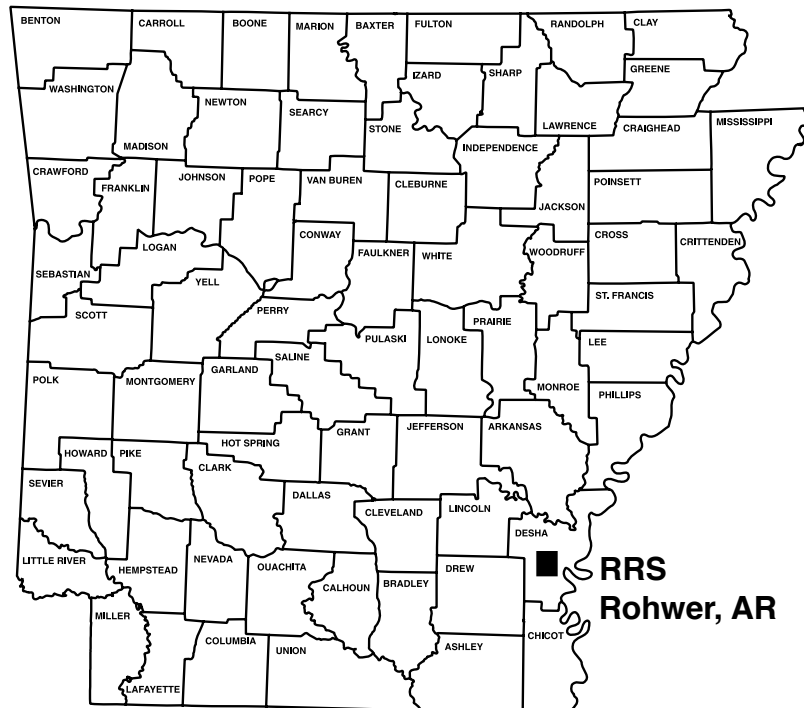
^a Average yield for 2016 and 2017.

^b Average yield for 2015, 2016, and 2017.

^c 1 = head short and oval, rachis branches intermediate in length; 2 = head long and slender, rachis branches strong and short; 3 = head elongated and oval, rachis branches beginning to weaken and intermediate in length; 4 = head elongated and rectangular in shape, rachis branches intermediate in strength and length; 5 = head open and elongated, rachis branches weak.

Rohwer: Rohwer Research Station (RRS)

Non-Irrigated Grain Sorghum (GS) Hybrids Trial Summary, 2017



Soil Series:	Herbert silt loam	Sidedress Fertilizer:	75 lb/A N	May 15
Soil pH:	7.1		75 lb/A N	May 26
Previous Crop:	Soybean	Herbicide Application(s):	Roundup + 2, 4-D	March 3
Row Width:	38"		Gramoxone	April 13
Planting Date:	April 20		Atrazine + Gramoxone + Metolachlor	April 20
Irrigation Dates:	N/A		Atrazine + Metolachlor	May 26
Pre-plant Fertilizer:	78 lb/A K, March 21	Insecticide Application(s):	Sivanto	June 20
			Sivanto + Prevathon	July 12
		Harvest Date:		August 17

Table 6. Performance of Non-Irrigated Grain Sorghum Hybrids, Rohwer, Ark., 2017.

Hybrid Name	Yield (bu./A)	2-Year ^a Avg. (bu./A)	3-Year ^b Avg. (bu./A)	Grain Moisture (%)	Plant Height (in.)	Head Exertion (in.)	Head ^c Comp. Rating
Pioneer P83P17	151.7	105.3	•	15.7	62	4	3
Dyna-Gro M74GB17	149.0	•	•	15.2	60	10	3
Dyna-Gro GX15371	147.2	126.2	•	15.4	62	3	4
DEKALB DKS 51-01	146.1	105.0	117.1	15.2	52	8	3
Pioneer P83G19	145.3	•	•	15.4	60	6	4
Dyna-Gro GX16833	144.4	•	•	15.4	58	4	3
Pioneer P84P80	140.1	104.7	117.7	14.8	62	4	3
DEKALB DKS 53-53	139.1	93.4	115.3	14.4	55	6	2
REV 9782	134.9	104.3	112.5	14.7	50	2	3
Dyna-Gro GX17818	133.7	•	•	15.1	57	7	3
SP 7715	133.6	•	•	15.3	60	5	3
SP 78M30	133.3	•	•	14.9	54	6	3
Dyna-Gro GX16855	133.1	•	•	15.3	63	3	4
Dyna-Gro M73GR55	131.8	•	•	15.3	60	3	3
REV 9924	129.1	100.3	113.0	14.9	62	5	2
REV 9562	118.8	99.3	107.7	15.3	58	4	4
Dyna-Gro 772B	114.3	•	•	14.5	52	4	4
GRAND MEAN	136.8	•	•	15.1	58	5	3
LSD (5%)	13.4	•	•	0.4	•	•	•
C.V.	8.2	•	•	2.1	•	•	•

^a Average yield for 2016 and 2017.^b Average yield for 2015, 2016, and 2017.^c 1 = head short and oval, rachis branches intermediate in length; 2 = head long and slender, rachis branches strong and short;

3 = head elongated and oval, rachis branches beginning to weaken and intermediate in length; 4 = head elongated and rectangular in shape, rachis branches intermediate in strength and length; 5 = head open and elongated. Rachis branches weak.

Table 7. Yields of Irrigated Corn Hybrids in Arkansas Performance Tests, 2017^{a,b}.

Hybrid Name (see p. 36 for Corn Trait Package Information)	Keiser	Stuttgart	Rohwer	Bell Farm	Average
(bu./A).....				
Early- to Mid-Season Hybrids					
AgriGold A645-10VT2RIB	212.8	226.7	253.8	218.5	228.0
AgriGold A6499VT2RIB	192.3	217.3	259.1	222.8	222.9
AgriGold A6544VT2RIB	209.8	245.3	249.3	241.4	236.4
AgriGold A6572VT2RIB	197.7	234.7	253.2	225.1	227.7
AgriGold A6652VT2RIB	218.2	247.2	258.4	244.0	241.9
AgriGold A6659VT2RIB	227.2	245.4	270.0	254.0	249.1
Armor 1227P	207.7	226.2	246.5	237.1	229.4
Armor 1447P	199.0	260.2	266.0	257.4	245.6
Armor 1667S	237.0	237.8	254.8	231.4	240.2
Armor AXT7116 PRO2	216.2	239.5	255.5	236.7	237.0
Augusta 1165 VT2Pro	214.6	234.3	251.6	221.7	230.5
Augusta 5065 GTCBLL	215.4	229.6	244.2	235.5	231.2
Augusta 7766 VT2PRO	217.0	212.8	228.5	236.8	223.8
BH 8590VT2P	231.5	238.8	260.2	217.6	237.0
BH 8688DG2P	216.3	195.3	248.1	251.0	227.7
Croplan 5678 VT3P	196.7	241.4	261.5	249.0	237.1
DEKALB DKC 62-20	196.4	221.7	238.2	213.9	217.6
DEKALB DKC 64-35	221.2	246.2	253.9	243.1	241.1
DEKALB DKC 65-95	209.5	240.1	253.9	251.7	238.8
Delta Grow DG2888GTCBLLVIP	207.1	221.8	232.4	223.8	221.3
Dyna-Gro D52VC63	201.1	212.4	242.1	233.2	222.2
Dyna-Gro D54VC52	202.1	222.7	242.0	228.1	223.7
Dyna-Gro D55VC45	204.5	228.6	255.2	233.4	230.4
LG5643VT2RIB	229.5	252.3	254.3	237.7	243.4
LG5650VT2RIB	213.9	247.4	278.7	242.2	245.5
LG5663VT2RIB	206.9	235.1	254.9	218.9	229.0
LG5700VT2RIB	233.3	244.7	244.6	247.6	242.5
MorCorn MC 4319 VT2P	215.4	231.7	256.0	217.9	230.2
MorCorn MC XP1714 VT2P	195.6	223.0	216.6	215.2	212.6
MorCorn MC XP1715 VT2P	209.3	225.8	245.1	232.3	228.1
MorCorn MC XP1716 VT2P	190.1	229.8	241.1	214.0	218.7
MorCorn MC XP1717 VT2P	206.6	237.2	258.6	239.5	235.5
MorCorn MC XP1720 VT2P	217.9	244.6	260.5	240.3	240.8
MorCorn MC XP1722 VT2P	214.2	202.6	247.0	244.0	227.0
MorCorn MC XP1724 VT2P	196.9	243.7	243.2	237.0	230.2
NK 1573 3111	218.7	235.3	228.6	241.3	231.0
NK 66V 3120	209.9	224.5	220.6	231.8	221.7
NK 83D 3111	229.1	233.0	262.5	237.7	240.6

Table 7. Yields of Irrigated Corn Hybrids in Arkansas Performance Tests, 2017^{a,b}, continued.

Hybrid Name (see p. 36 for Corn Trait Package Information)	Keiser	Stuttgart	Rohwer	Bell Farm	Average
(bu./A).....				
<u>Early- to Mid-Season Hybrids Continued</u>					
Pfister 71C1PCR	216.5	234.0	247.3	217.0	228.7
Pioneer P1197YHR	229.4	253.0	264.6	243.9	247.7
Pioneer P1442YHR	212.8	226.2	226.5	228.7	223.5
Progeny PGY8116SS	217.7	252.7	264.2	223.2	239.5
Progeny PGY5115VT2P	213.1	224.3	236.8	231.4	226.4
Progeny PGY6110VT2P	176.1	193.3	217.9	187.5	193.7
Progeny PGY6116VT2P	237.3	229.5	245.2	242.0	238.5
Progeny PGY7111VT2P	207.4	200.1	230.0	224.4	215.5
Progeny PGY7215VT2P	195.9	225.0	243.9	213.9	219.7
REV 23BHR55	215.3	244.0	253.8	256.3	242.3
REV 25BHR26	232.4	249.8	255.0	268.6	251.4
REV 26BHR50	218.0	241.9	256.3	259.1	243.8
GRAND MEAN	212.2	232.2	248.6	234.0	231.8
LSD (5%)	19.5	13.1	14.1	14.5	15.3
C.V.	7.8	4.8	4.8	5.3	5.7

Corn Yield
Summary

Table 7. Yields of Irrigated Corn Hybrids in Arkansas Performance Tests, 2017^{a,b}, continued.

Hybrid Name (see p. 36 for Corn Trait Package Information)	Keiser	Stuttgart	Rohwer	Bell Farm	Average
(bu./A).....				
Mid- to Full-Season					
AgriGold A6711VT2PRO	219.0	237.1	261.1	248.9	241.5
Armor 1717 PRO2	219.2	217.1	254.7	242.7	233.4
Armor 1887P	204.3	219.0	251.7	240.6	228.9
Croplan 5290 VT3P	205.3	206.3	249.5	229.8	222.7
DEKALB DKC 67-44	219.8	247.3	271.1	251.5	247.4
DEKALB DKC 67-72	196.7	238.2	240.9	222.6	224.6
DEKALB DKC 68-26	213.5	226.2	248.6	234.3	230.6
DEKALB DKC 70-27	215.5	247.4	273.6	254.1	247.6
Delta Grow DG3660GTCBLLVIP	202.7	214.2	250.9	219.9	221.9
Dyna-Gro D57VP51	234.4	242.0	280.8	249.2	251.6
Dyna-Gro D58VC37	210.5	226.3	262.3	247.0	236.5
Dyna-Gro D58VC65	214.0	241.9	264.1	254.2	243.6
MorCorn MC 4725 VT2P	219.9	239.7	267.0	245.2	242.9
MorCorn MC XP1718 VT2P	219.0	212.5	237.3	210.7	219.9
Pfister 3497SS	217.7	211.9	243.7	218.7	223.0
Pioneer P1870YHR	232.2	244.7	264.5	267.1	252.1
Pioneer P2089VYHR	239.7	234.3	263.2	263.4	250.2
Progeny PGY6119VT2P	221.6	226.5	279.7	238.9	241.7
REV 28BHR18	218.7	224.4	258.6	230.9	233.1
GRAND MEAN	217.0	229.3	259.1	240.5	236.5
LSD (5%)	19.3	14.6	11.5	12.2	14.4
C.V.	7.5	5.4	3.8	4.3	5.2

^a Keiser = Northwest Research and Extension Center, Keiser, Ark.

Stuttgart = Rice Research and Extension Center, Stuttgart, Ark.

Rohwer = Southeast Research and Extension Center - Rohwer Division, Rohwer, Ark.

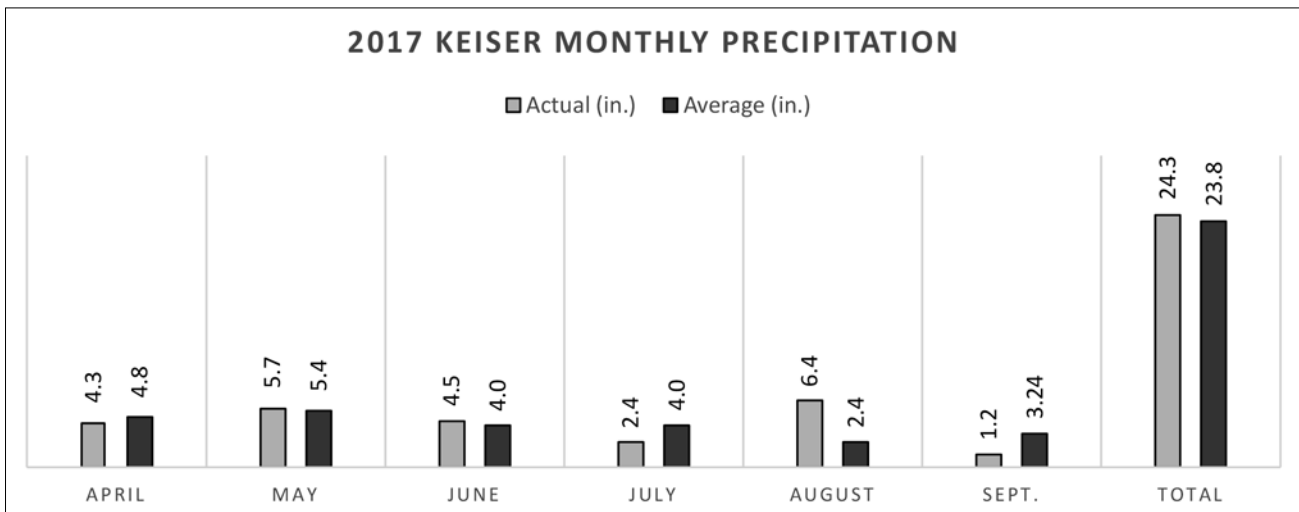
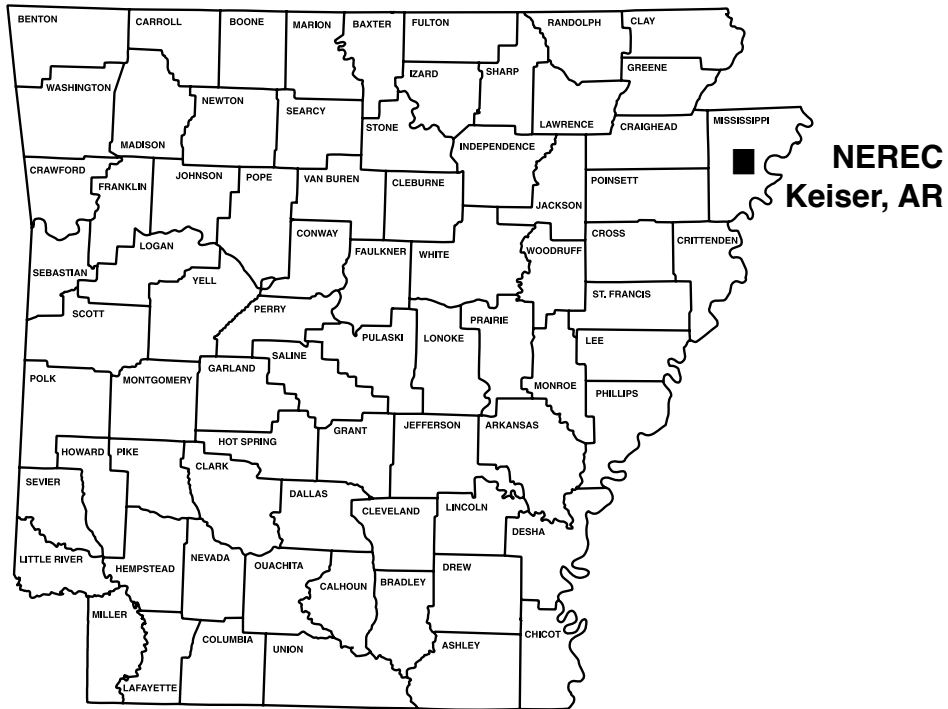
Bell Farm = Bell Farming Company, Des Arc, Ark.

^b Yields from the Marianna location were not reported due to excessive lodging caused by high winds and heavy rainfall resulting from tropical storm Harvey on August 29th.

Wind speeds in excess of 50 mph were recorded in the area and the majority of the tests had a lodging rating of more than 50%.

Keiser: Northeast Research and Extension Center (NEREC)

Irrigated Corn Hybrids Trial Summary



Keiser-Corn

Soil Series: Sharkey clay
Soil pH: 6.8
Previous Crop: Soybean
Row Width: 38"
Planting Date: April 7
Irrigation Dates: April 18
 June 16
 July 17

Preplant Fertilizer: 46 lb/A N May 11
Sidedress Fertilizer: 180 lb/A N May 25
Herbicide Application(s): Degree Extra + Roundup April 7
 Acuron May 11
Harvest Date: Early and Late Hybrids September 12

Table 8. Performance of Irrigated Corn Hybrids, Keiser, Ark., 2017.

Brand/Hybrid	Yield (bu./A)	2-Year^a Avg. (bu./A)	3-Year^b Avg. (bu./A)	Grain Moisture (%)	Ear Height (in.)	Plants Per Acre
<u>Early- to Mid-Season Hybrids</u>						
Progeny PGY6116VT2P	237.3	222.1	•	16.7	33	31208
Armor 1667S	237.0	•	•	15.6	38	30681
LG5700VT2RIB	233.3	•	•	14.2	32	32814
REV 25BHR26	232.4	221.8	222.1	15.5	38	29231
BH 8590VT2P	231.5	215.6	•	15.7	37	28847
LG5643VT2RIB	229.5	•	•	14.8	36	30263
Pioneer P1197YHR	229.4	214.8	•	14.2	29	30521
NK 83D 3111	229.1	•	•	17.1	35	29403
AgriGold A6659VT2RIB	227.2	219.5	220.4	17.3	33	30693
DEKALB DKC 64-35	221.2	208.6	•	16.1	34	27879
NK 1573 3111	218.7	•	•	15.0	32	28371
AgriGold A6652VT2RIB	218.2	•	•	15.0	29	30910
REV 26BHR50	218.0	202.0	199.8	17.2	39	30632
MorCorn MC XP1720 VT2P	217.9	•	•	15.2	38	30407
Progeny PGY 8116SS	217.7	•	•	16.5	35	29747
Augusta 7766 VT2PRO	217.0	216.1	•	14.8	35	31208
Pfister 71C1PCR	216.5	•	•	15.7	24	29719
BH 8688DG2P	216.3	217.1	220.6	15.0	33	29076
Armor AXT7116 PRO2	216.2	•	•	15.9	36	30751
Augusta 5065 GTCBLL	215.4	•	•	17.0	32	28759
MorCorn MC 4319 VT2P	215.4	•	•	16.1	31	27856
REV 23BHR55	215.3	207.2	209.7	15.8	32	27471
Augusta 1165 VT2Pro	214.6	•	•	16.0	33	28732
MorCorn MC XP1722 VT2P	214.2	•	•	14.7	36	27701
LG5650VT2RIB	213.9	•	•	15.3	35	30521
Progeny PGY5115VT2P	213.1	210.9	210.7	14.4	31	32630
AgriGold A645-10VT2RIB	212.8	•	•	15.9	31	28285
Pioneer P1442YHR	212.8	•	•	15.6	34	30135
NK 66V 3120	209.9	•	•	15.0	37	27598
AgriGold A6544VT2RIB	209.8	•	•	15.4	35	30750
DEKALB DKC 65-95	209.5	•	•	16.3	34	29666
MorCorn MC XP1715 VT2P	209.3	•	•	13.9	35	30521
Armor 1227P	207.7	•	•	15.2	30	26308
Progeny PGY7111VT2P	207.4	•	•	13.7	31	32084
Delta Grow DG2888GTCBLLVIP	207.1	214.2	•	17.3	45	29375
LG5663VT2RIB	206.9	203.1	•	15.9	32	30693
MorCorn MC XP1717 VT2P	206.6	•	•	14.9	32	27586
Dyna-Gro D55VC45	204.5	•	•	15.6	35	29919
Dyna-Gro D54VC52	202.1	200.0	•	16.1	37	27603
Dyna-Gro D52VC63	201.1	•	•	15.3	29	30435
Armor 1447P	199.0	•	•	15.2	33	29714
AgriGold A6572VT2RIB	197.7	•	•	15.0	34	28912
MorCorn MC XP1724 VT2P	196.9	•	•	15.8	37	28874
Croplan 5678 VT3P	196.7	199.7	•	16.0	36	26669
DEKALB DKC 62-20	196.4	•	•	14.0	35	26696

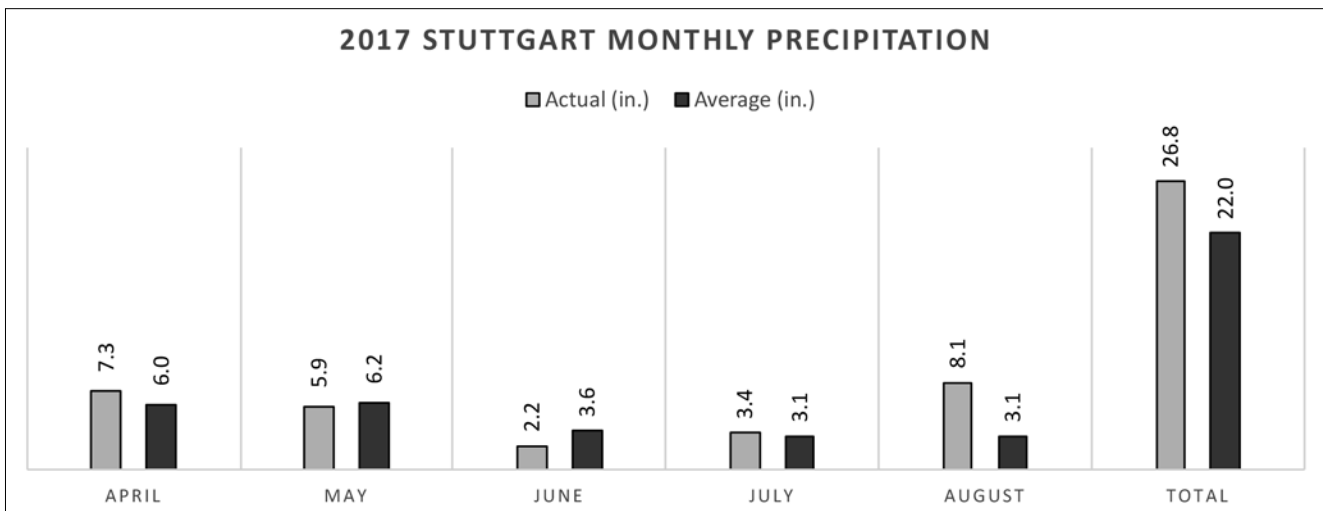
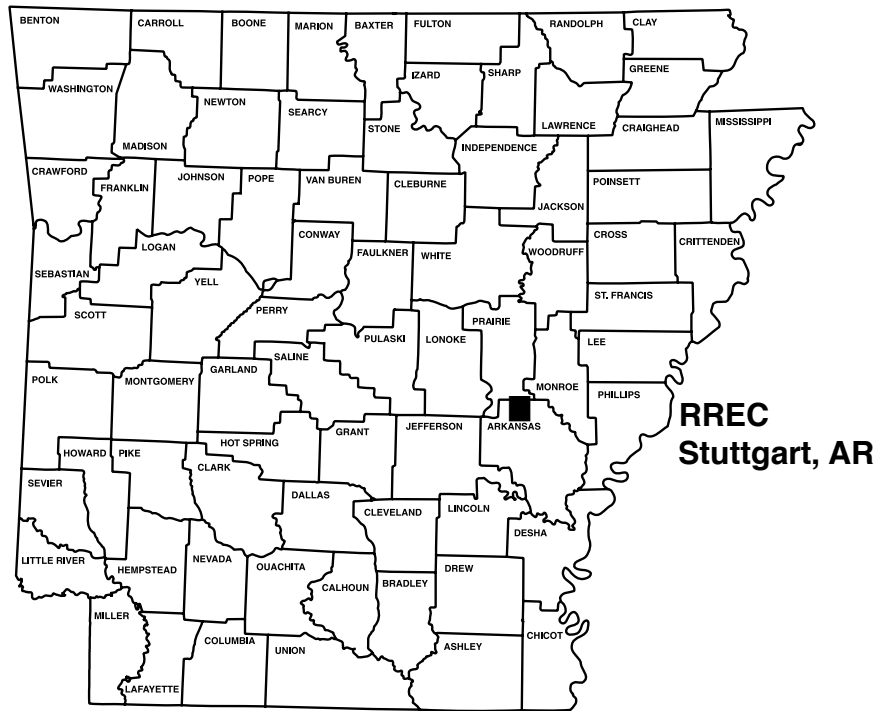
Table 8. Performance of Irrigated Corn Hybrids, Keiser, Ark., 2017, continued.

Brand/Hybrid	Yield (bu./A)	2-Year ^a Avg. (bu./A)	3-Year ^b Avg. (bu./A)	Grain Moisture (%)	Ear Height (in.)	Plants Per Acre
<u>Early- to Mid-Season Hybrids Continued</u>						
Progeny PGY7215VT2P	195.9	•	•	15.3	30	28114
MorCorn MC XP1714 VT2P	195.6	•	•	14.9	34	29256
AgriGold A6499VT2RIB	192.3	199.3	201.1	14.4	35	32326
MorCorn MC XP1716 VT2P	190.1	•	•	15.2	29	28801
Progeny PGY6110VT2P	176.1	191.4	•	14.5	28	27471
GRAND MEAN	212.2	•	•	15.5	34	29476
LSD (5%)	19.5	•	•	0.6	•	2747
C.V.	7.8	•	•	3.3	•	8
<u>Mid- to Full-Season Hybrids</u>						
Pioneer P2089VYHR	239.7	•	•	17.2	34	27597
Dyna-Gro D57VP51	234.4	240.6	234.0	16.7	32	29059
Pioneer P1870YHR	232.2	•	•	17.9	31	30340
Progeny PGY6119VT2P	221.6	228.7	•	17.5	31	26652
MorCorn MC 4725 VT2P	219.9	•	•	16.8	32	30435
DEKALB DKC 67-44	219.8	•	•	16.8	30	28685
Armor 1717 PRO2	219.2	243.9	•	16.7	33	28582
AgriGold A6711VT2PRO	219.0	242.4	237.7	16.4	32	25018
MorCorn MC XP1718 VT2P	219.0	•	•	15.8	33	28372
REV 28BHR18	218.7	•	•	17.0	36	26368
Pfister 3497SS	217.7	•	•	18.8	34	29747
DEKALB DKC 70-27	215.5	•	•	17.8	31	30225
Dyna-Gro D58VC65	214.0	237.0	•	16.3	32	26566
DEKALB DKC 68-26	213.5	•	•	16.3	32	30779
Dyna-Gro D58VC37	210.5	224.4	•	16.5	32	28656
Croplan 5290 VT3P	205.3	•	•	15.8	31	30177
Armor 1887P	204.3	•	•	17.3	31	30061
Delta Grow DG3660GTCBLLVIP	202.7	222.6	•	17.2	29	30693
DEKALB DKC 67-72	196.7	•	•	16.5	32	31436
GRAND MEAN	217.0	•	•	16.9	32	28918
LSD (5%)	19.3	•	•	0.6	•	3506
C.V.	7.5	•	•	2.8	•	10

^a Average yield for 2016 and 2017.^b Average yield for 2015, 2016, and 2017.

Stuttgart: Rice Research and Extension Center (RREC)

Irrigated Corn Hybrids Trial Summary, 2017



Soil Series: Crowley silt loam

Soil pH: 5.7

Previous Crop: Soybean

Row Width: 30"

Planting Date: April 6

Irrigation Dates: June 18,
July 8, 18

Lime Application: 2500 lb/A, March 31

Pre-plant Fertilizer: 71 lb/A N, 70 lb/A P
90 lb/A K, 24 lb/A S } March 23
10 lb/A Zn

Sidedress Fertilizer: 92 lb/A N May 9
92 lb/A N June 2

Herbicide Application(s): Dual Magnum + April 8
Atrazine

Harvest Date: September 7

Table 9. Performance of Irrigated Corn Hybrids, Stuttgart, Ark., 2017.

Brand/Hybrid	Yield (bu./A)	2-Year^a Avg. (bu./A)	3-Year^b Avg. (bu./A)	Grain Moisture (%)	Stalk^c Lodging	Ear Height (in.)	Tip^d Cover Rating
Early- to Mid-Season Hybrids							
Armor 1447P	260.2	•	•	18.1	0.0	35	3
Pioneer P1197YHR	253.0	241.3	•	17.1	6.0	49	1
Progeny PGY8116SS	252.7	•	•	19.8	0.0	50	1
LG5643VT2RIB	252.3	•	•	18.1	0.0	37	2
REV 25BHR26	249.8	239.3	246.6	18.1	2.0	47	1
LG5650VT2RIB	247.4	•	•	18.6	0.0	52	1
AgriGold A6652VT2RIB	247.2	•	•	17.3	2.0	46	1
DEKALB DKC 64-35	246.2	230.6	•	19.6	1.0	47	1
AgriGold A6659VT2RIB	245.4	228.7	230.4	19.1	2.0	42	1
AgriGold A6544VT2RIB	245.3	•	•	17.5	3.0	42	2
LG5700VT2RIB	244.7	•	•	17.9	1.0	43	1
MorCorn MC XP1720 VT2P	244.6	•	•	19.2	3.0	47	2
REV 23BHR55	244.0	236.2	241.8	18.0	2.0	50	3
MorCorn MC XP1724 VT2P	243.7	•	•	19.1	1.0	47	1
REV 26BHR50	241.9	238.1	240.9	20.3	6.0	45	2
Croplan 5678 VT3P	241.4	240.3	•	18.7	2.0	39	1
DEKALB DKC 65-95	240.1	•	•	20.1	2.0	47	1
Armor AXT7116 PRO2	239.5	•	•	19.4	1.0	51	1
BH 8590VT2P	238.8	219.9	•	18.5	2.0	47	1
Armor 1667S	237.8	•	•	19.7	2.0	47	1
MorCorn MC XP1717 VT2P	237.2	•	•	18.4	2.0	43	2
NK 1573 3111	235.3	•	•	17.7	7.0	41	1
LG5663VT2RIB	235.1	222.8	•	18.7	2.0	45	3
AgriGold A6572VT2RIB	234.7	•	•	19.0	1.0	45	1
Augusta 1165 VT2Pro	234.3	•	•	19.4	1.0	44	1
Pfister 71C1PCR	234.0	•	•	20.4	1.0	50	1
NK 83D 3111	233.0	•	•	19.9	0.0	45	1
MorCorn MC 4319 VT2P	231.7	•	•	18.8	1.0	48	2
MorCorn MC XP1716 VT2P	229.8	•	•	17.8	2.0	43	1
Augusta 5065 GTCBLL	229.6	•	•	20.2	1.0	45	1
Progeny PGY6116VT2P	229.5	223.4	•	18.9	1.0	42	1
Dyna-Gro D55VC45	228.6	•	•	17.5	2.0	45	1
AgriGold A645-10VT2RIB	226.7	•	•	18.9	2.0	47	3
Pioneer P1442YHR	226.2	•	•	19.1	3.0	48	1
Armor 1227P	226.2	•	•	17.5	4.0	41	1
MorCorn MC XP1715 VT2P	225.8	•	•	17.6	4.0	42	1
Progeny PGY7215VT2P	225.0	•	•	19.3	0.0	42	1
NK 66V 3120	224.5	•	•	18.1	6.0	46	3
Progeny PGY5115VT2P	224.3	222.4	218.8	18.3	2.0	38	1
MorCorn MC XP1714 VT2P	223.0	•	•	17.7	1.0	45	2
Dyna-Gro D54VC52	222.7	217.6	•	19.8	1.0	44	1
Delta Grow DG2888GTCBLLVIP	221.8	207.6	•	20.3	5.0	43	1
DEKALB DKC 62-20	221.7	•	•	17.1	3.0	45	1
AgriGold A6499VT2RIB	217.3	217.0	214.8	18.4	6.0	43	2
Augusta 7766 VT2PRO	212.8	204.8	•	19.3	7.0	45	1

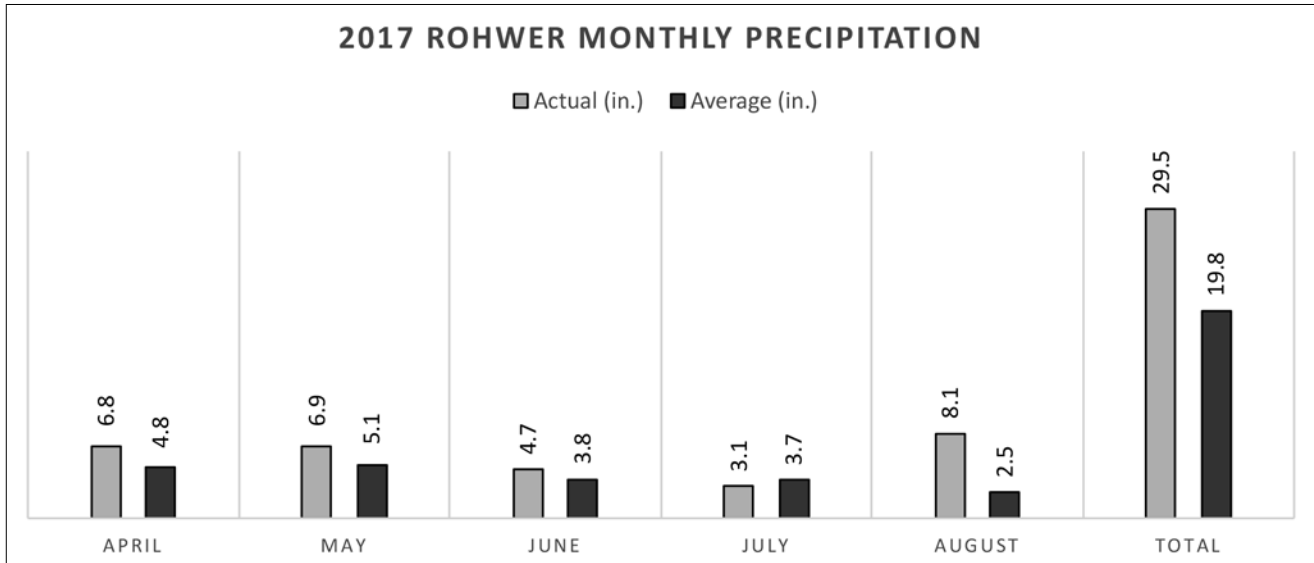
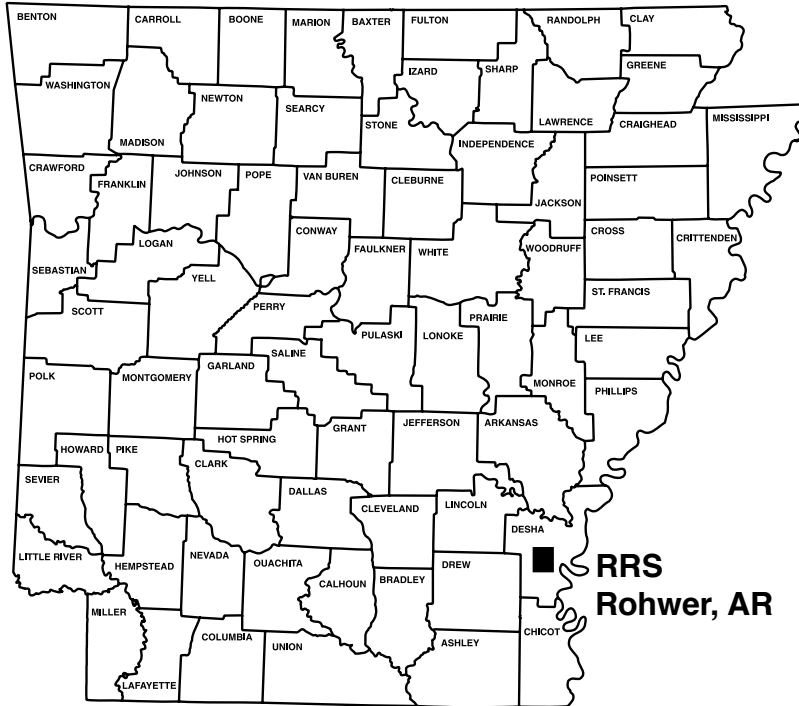
Table 9. Performance of Irrigated Corn Hybrids, Stuttgart, Ark., 2017, continued.

Brand/Hybrid	Yield (bu./A)	2-Year^a Avg. (bu./A)	3-Year^b Avg. (bu./A)	Grain Moisture (%)	Stalk^c Lodging	Ear Height (in.)	Tip^d Cover Rating
Early- to Mid-Season Hybrids Continued							
Dyna-Gro D52VC63	212.4	•	•	17.8	9.0	42	2
MorCorn MC XP1722 VT2P	202.6	•	•	18.0	15.0	39	2
Progeny PGY7111VT2P	200.1	•	•	16.6	17.0	42	1
BH 8688DG2P	195.3	210.6	221.5	17.5	18.0	48	3
Progeny PGY6110VT2P	193.3	200.3	•	17.0	2.0	40	2
GRAND MEAN	232.2	•	•	18.6	3.2	45	1
LSD (5%)	13.1	•	•	1.0	5.3	•	•
C.V.	4.8	•	•	4.4	•	•	•
Mid- to Full-Season Hybrids							
DEKALB DKC 70-27	247.4	•	•	20.6	0.0	45	1
DEKALB DKC 67-44	247.3	•	•	20.4	3.0	40	1
Pioneer P1870YHR	244.7	•	•	20.7	0.0	48	3
Dyna-Gro D57VP51	242.0	231.4	239.2	19.5	1.0	46	1
Dyna-Gro D58VC65	241.9	233.5	•	19.5	0.0	42	1
MorCorn MC 4725 VT2P	239.7	•	•	20.3	5.0	43	1
DEKALB DKC 67-72	238.2	•	•	20.2	1.0	41	1
AgriGold A6711VT2PRO	237.1	234.4	242.8	20.1	4.0	41	1
Pioneer P2089VYHR	234.3	•	•	19.0	5.0	42	1
Progeny PGY6119VT2P	226.5	222.4	•	20.3	2.0	42	1
Dyna-Gro D58VC37	226.3	229.3	•	20.2	5.0	38	2
DEKALB DKC 68-26	226.2	•	•	19.4	1.0	35	1
REV 28BHR18	224.4	•	•	18.8	0.0	52	2
Armor 1887P	219.0	•	•	20.9	0.0	50	1
Armor 1717 PRO2	217.1	227.4	•	19.7	5.0	43	2
Delta Grow DG3660GTCBLLVIP	214.2	211.9	•	19.8	0.0	43	1
MorCorn MC XP1718 VT2P	212.5	•	•	19.5	3.0	44	1
Pfister 3497SS	211.9	•	•	22.0	0.0	51	2
Croplan 5290 VT3P	206.3	•	•	19.4	16.0	39	1
GRAND MEAN	229.3	•	•	20.0	2.6	43	1
LSD (5%)	14.6	•	•	1.0	4.4	•	•
C.V.	5.4	•	•	4.1	•	•	•

^a Average yield for 2016 and 2017.^b Average yield for 2015, 2016, and 2017.^c Average number of plants broken below an ear at harvest.^d Ear tip cover rated as good (1), average (2), or poor (3). Ear tip cover rated as "good" if husks reached well-beyond the end of the ear and fit tightly. An "average" rating was given when husks reached to the tip of the ear and fit loosely. A "poor" rating was given when ears were open to the weather.

Rohwer: Rohwer Research Station (RRS)

Irrigated Corn Hybrids Trial Summary, 2017



Soil Series: Herbert silt loam
Soil pH: 7.2
Previous Crop: Soybean
Row Width: 38"
Planting Date: March 29
Irrigation Dates: May 20
 June 9, 16, 23
 July 11, 26

Pre-plant Fertilizer: 60 lb/A K March 28
Sidedress Fertilizer: 125 lb/A N April 26
 125 lb/A N May 10
Herbicide Application(s): Dual II Magnum + Atrazine March 29
 + Roundup
 Dual II Magnum + Atrazine May 11
 + Callisto
Harvest Date: September 2

Rohwer-Corn

Table 10. Performance of Irrigated Corn Hybrids, Rohwer, Ark., 2017.

Brand/Hybrid	Yield (bu./A)	2-Year ^a	3-Year ^b	Grain	Stalk ^c Lodging	Ear	Tip ^d	Plants Per Acre
		Avg. (bu./A)	Avg. (bu./A)	Moisture (%)		Height (in.)	Cover Rating	
<u>Early- to Mid-Season Hybrids</u>								
LG5650VT2RIB	278.7	•	•	16.9	0.0	54	1	40580
AgriGold A6659VT2RIB	270.0	255.5	254.5	20.7	0.0	51	1	37742
Armor 1447P	266.0	•	•	16.9	0.0	44	1	37485
Pioneer P1197YHR	264.6	253.1	•	15.9	0.0	50	1	38430
Progeny PGY8116SS	264.2	•	•	17.5	0.0	63	1	38774
NK 83D 3111	262.5	•	•	20.1	1.0	53	1	37828
Croplan 5678 VT3P	261.5	243.3	•	18.6	0.0	45	1	35937
MorCorn MC XP1720 VT2P	260.5	•	•	17.4	0.0	55	1	36023
BH 8590VT2P	260.2	246.9	•	17.9	0.0	49	1	39634
AgriGold A6499VT2RIB	259.1	245.6	245.3	16.7	0.0	40	1	40493
MorCorn MC XP1717 VT2P	258.6	•	•	18.2	0.0	48	1	36453
AgriGold A6652VT2RIB	258.4	•	•	16.5	0.0	48	1	36797
REV 26BHR50	256.3	266.4	259.5	20.0	3.0	49	1	36281
MorCorn MC 4319 VT2P	256.0	•	•	17.9	0.0	50	2	36625
Armor AXT7116 PRO2	255.5	•	•	17.9	0.0	56	1	36625
Dyna-Gro D55VC45	255.2	•	•	16.4	0.0	51	1	35851
REV 25BHR26	255.0	230.5	236.7	17.5	1.0	57	1	35421
LG5663VT2RIB	254.9	240.1	•	17.7	0.0	54	1	36109
Armor 1667S	254.8	•	•	18.2	0.0	56	1	36539
LG5643VT2RIB	254.3	•	•	17.1	0.0	50	1	36711
DEKALB DKC 65-95	253.9	•	•	17.6	0.0	47	2	36797
DEKALB DKC 64-35	253.9	245.4	•	17.8	0.0	47	1	37227
REV 23BHR55	253.8	241.1	244.5	16.0	1.0	53	2	32928
AgriGold A645-10VT2RIB	253.8	•	•	17.7	0.0	49	2	36367
AgriGold A6572VT2RIB	253.2	•	•	17.0	0.0	55	2	34648
Augusta 1165 VT2Pro	251.6	•	•	18.0	0.0	55	1	36883
AgriGold A6544VT2RIB	249.3	•	•	17.8	0.0	51	1	36883
BH 8688DG2P	248.1	241.8	246.2	17.7	0.0	57	2	36797
Pfister 71C1PCR	247.3	•	•	17.5	0.0	47	1	36367
MorCorn MC XP1722 VT2P	247.0	•	•	16.7	1.0	51	1	33874
Armor 1227P	246.5	•	•	17.0	0.0	46	1	38001
Progeny PGY6116VT2P	245.2	232.2	•	18.4	0.0	55	1	36797
MorCorn MC XP1715 VT2P	245.1	•	•	16.1	0.0	44	1	36453
LG5700VT2RIB	244.6	•	•	17.5	0.0	50	1	39032
Augusta 5065 GTCBLL	244.2	•	•	18.7	1.0	55	1	34390
Progeny PGY7215VT2P	243.9	•	•	17.8	0.0	48	2	36539
MorCorn MC XP1724 VT2P	243.2	•	•	17.7	0.0	57	1	33100
Dyna-Gro D52VC63	242.1	•	•	16.6	0.0	46	1	36797
Dyna-Gro D54VC52	242.0	233.2	•	18.3	0.0	46	1	32756
MorCorn MC XP1716 VT2P	241.1	•	•	16.4	0.0	45	2	38602
DEKALB DKC 62-20	238.2	•	•	15.3	0.0	50	2	37313
Progeny PGY5115VT2P	236.8	239.8	239.7	17.4	0.0	47	1	43503
Delta Grow DG2888GTCBLLVIP	232.4	224.2	•	19.6	1.0	50	1	34475
Progeny PGY7111VT2P	230.0	•	•	16.2	0.0	52	1	38688
NK 1573 3111	228.6	•	•	17.2	2.0	46	1	38688

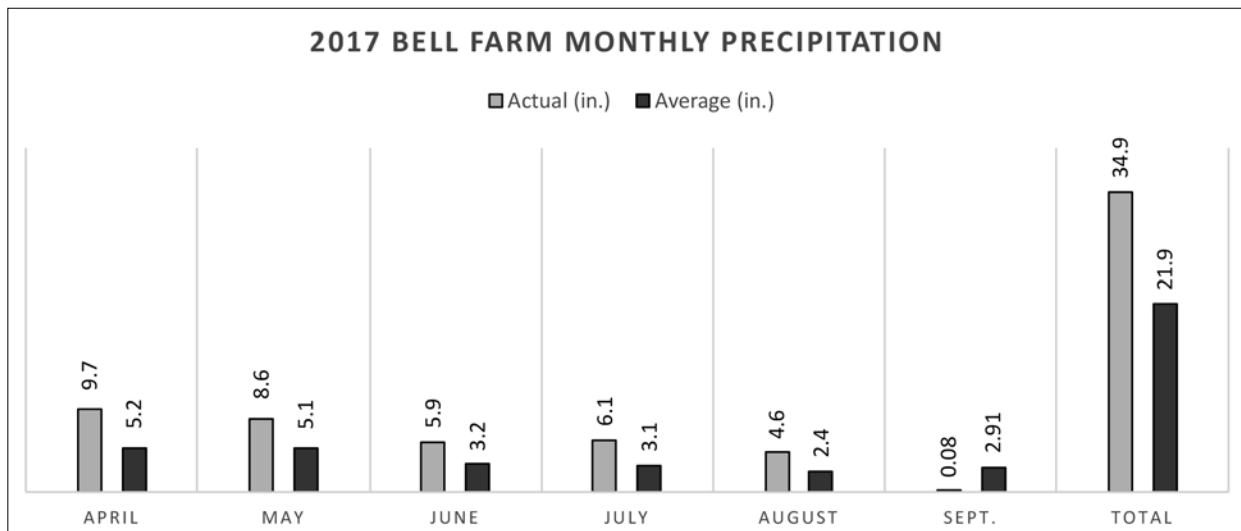
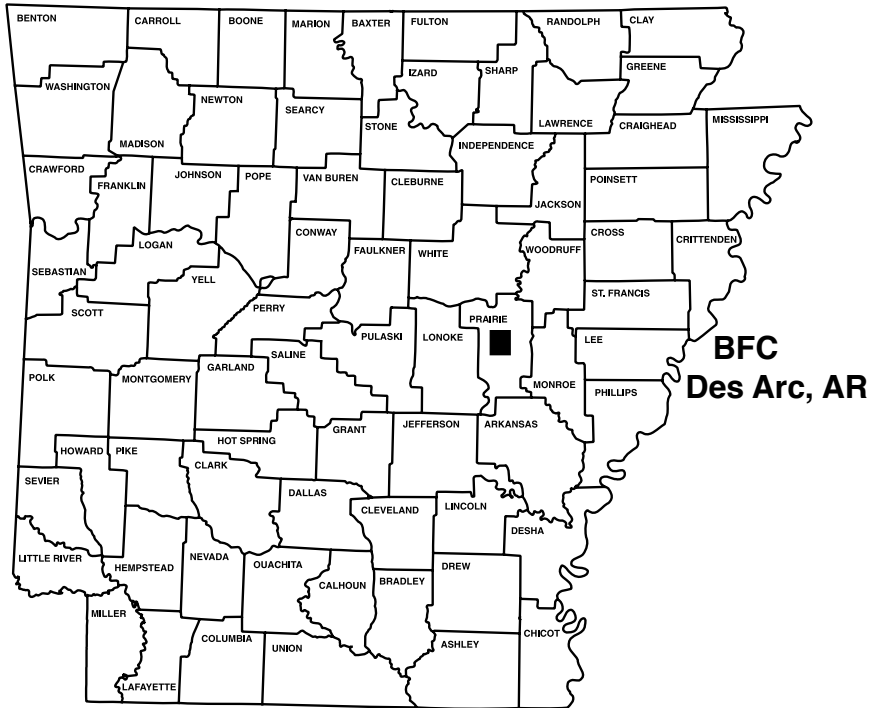
Table 10. Performance of Irrigated Corn Hybrids, Rohwer, Ark., 2017, continued.

Brand/Hybrid	Yield (bu./A)	2-Year ^a	3-Year ^b	Grain	Stalk ^c Lodging	Ear	Tip ^d	Plants
		Avg. (bu./A)	Avg. (bu./A)	Moisture (%)		Height (in.)	Cover Rating	Per Acre
Early- to Mid-Season Hybrids Continued								
Augusta 7766 VT2PRO	228.5	221.8	•	16.9	0.0	55	1	36711
Pioneer P1442YHR	226.5	•	•	17.0	0.0	49	2	35851
NK 66V 3120	220.6	•	•	17.9	1.0	51	1	36539
Progeny PGY6110VT2P	217.9	216.2	•	15.5	0.0	50	2	29403
MorCorn MC XP1714 VT2P	216.6	•	•	15.5	0.0	46	2	34562
GRAND MEAN	248.6	•	•	17.4	0.2	50	1	36666
LSD (5%)	14.1	•	•	1.3	0.4	•	•	2764
C.V.	4.8	•	•	6.3	•	•	•	6
Mid- to Full-Season								
Dyna-Gro D57VP51	280.8	263.8	262.1	17.6	0.0	51	1	37055
Progeny PGY6119VT2P	279.7	257.7	•	17.2	0.0	49	1	38688
DEKALB DKC 70-27	273.6	•	•	18.4	0.0	50	1	37227
DEKALB DKC 67-44	271.1	•	•	17.2	0.0	53	1	36539
MorCorn MC 4725 VT2P	267.0	•	•	18.2	0.0	49	1	35937
Pioneer P1870YHR	264.5	•	•	18.8	0.0	51	2	36969
Dyna-Gro D58VC65	264.1	262.1	•	17.2	1.0	50	1	36367
Pioneer P2089VYHR	263.2	•	•	18.1	2.0	48	1	35937
Dyna-Gro D58VC37	262.3	250.3	•	17.6	0.0	49	1	36023
AgriGold A6711VT2PRO	261.1	263.5	257.3	17.9	0.0	52	1	38259
REV 28BHR18	258.6	•	•	18.1	0.0	54	1	28285
Armor 1717 PRO2	254.7	261.6	•	17.9	1.0	45	2	33358
Armor 1887P	251.7	•	•	16.9	0.0	54	2	37141
Delta Grow DG3660GTCBLLVIP	250.9	246.7	•	18.2	0.0	50	1	36711
Croplan 5290 VT3P	249.5	•	•	16.4	0.0	52	1	36109
DEKALB DKC 68-26	248.6	•	•	16.8	0.0	48	1	36711
Pfister 3497SS	243.7	•	•	20.0	0.0	57	1	36883
DEKALB DKC 67-72	240.9	•	•	16.7	0.0	49	1	34733
MorCorn MC XP1718 VT2P	237.3	•	•	16.1	1.0	46	1	36453
GRAND MEAN	259.1	•	•	17.6	0.3	50	1	36073
LSD (5%)	11.5	•	•	0.7	0.5	•	•	2201
C.V.	3.8	•	•	3.3	•	•	•	5

^a Average yield for 2016 and 2017.^b Average yield for 2015, 2016, and 2017.^c Average number of plants broken below an ear at harvest.^d Ear tip cover rated as good (1), average (2), or poor (3). Ear tip cover rated as "good" if husks reached well-beyond the end of the ear and fit tightly. An "average" rating was given when husks reached to the tip of the ear and fit loosely. A "poor" rating was given when ears were open to the weather.

Des Arc: Bell Farming Co. (BFC)

Irrigated Corn Hybrids Trial Summary, 2017



Soil Series: Calhoun silt loam
Previous Crop: Soybean
Row Width: 30"
Planting Date: April 7
Irrigation Dates: Irrigated 6 times
Pre-plant Fertilizer: 90 Units N, 90 Units P
 130 Units K, 48 Units S

Sidedress Fertilizer: 300 lb/A urea May 8
 100 lb/A urea May 31
Herbicide Application(s): Steadfast + Atrazine May 11
Fungicide Application(s): Trivapro June 27
Harvest Date: September 6

Table 11. Performance of Irrigated Corn Hybrids, Bell Farming Co., Des Arc, Ark., 2017.

Brand/Hybrid	Yield (bu./A)	2-Year^a Avg. (bu./A)	3-Year^b Avg. (bu./A)	Grain Moisture (%)	Stalk^c Lodging	Ear Height (in.)	Tip^d Cover Rating
Early- to Mid-Season Hybrids							
REV 25BHR26	268.6	260.6	•	20.0	0.0	47	3
REV 26BHR50	259.1	255.5	252.2	23.7	2.0	45	1
Armor 1447P	257.4	•	•	20.6	1.0	43	3
REV 23BHR55	256.3	246.5	248.7	19.6	1.0	51	2
AgriGold A6659VT2RIB	254.0	256.0	241.2	19.9	2.0	47	1
DEKALB DKC 65-95	251.7	•	•	23.7	1.0	45	1
BH 8688DG2P	251.0	257.7	•	20.9	1.0	49	2
Croplan 5678 VT3P	249.0	•	•	21.2	1.0	44	1
LG5700VT2RIB	247.6	•	•	19.2	2.0	43	1
MorCorn MC XP1722 VT2P	244.0	•	•	20.0	1.0	40	3
AgriGold A6652VT2RIB	244.0	•	•	20.3	2.0	44	2
Pioneer P1197YHR	243.9	•	•	18.7	1.0	44	2
DEKALB DKC 64-35	243.1	•	•	20.4	5.0	47	1
LG5650VT2RIB	242.2	•	•	20.6	4.0	47	1
Progeny PGY6116VT2P	242.0	•	•	21.2	1.0	44	1
AgriGold A6544VT2RIB	241.4	•	•	19.0	3.0	40	3
NK 1573 3111	241.3	•	•	20.7	0.0	43	1
MorCorn MC XP1720 VT2P	240.3	•	•	20.4	0.0	47	1
MorCorn MC XP1717 VT2P	239.5	•	•	21.1	2.0	44	1
LG5643VT2RIB	237.7	•	•	18.8	5.0	41	2
NK 83D 3111	237.7	•	•	23.8	0.0	51	1
Armor 1227P	237.1	•	•	20.6	2.0	41	1
MorCorn MC XP1724 VT2P	237.0	•	•	20.7	3.0	48	1
Augusta 7766 VT2PRO	236.8	•	•	20.6	2.0	45	3
Armor AXT7116 PRO2	236.7	•	•	21.3	2.0	49	1
Augusta 5065 GTCBLL	235.5	•	•	21.6	0.0	48	2
Dyna-Gro D55VC45	233.4	•	•	21.6	1.0	43	1
Dyna-Gro D52VC63	233.2	•	•	20.2	4.0	41	2
MorCorn MC XP1715 VT2P	232.3	•	•	20.3	2.0	45	1
NK 66V 3120	231.8	•	•	20.2	2.0	47	3
Progeny PGY5115VT2P	231.4	222.6	•	20.6	1.0	43	1
Armor 1667S	231.4	•	•	22.0	1.0	48	1
Pioneer P1442YHR	228.7	•	•	21.0	3.0	42	2
Dyna-Gro D54VC52	228.1	•	•	21.5	0.0	46	3
AgriGold A6572VT2RIB	225.1	•	•	21.0	2.0	44	1
Progeny PGY7111VT2P	224.4	•	•	19.2	3.0	39	1
Delta Grow DG2888GTCBLLVIP	223.8	•	•	22.4	0.0	46	1
Progeny PGY8116SS	223.2	•	•	22.6	2.0	46	1
AgriGold A6499VT2RIB	222.8	226.9	224.0	21.0	5.0	38	1
Augusta 1165 VT2Pro	221.7	•	•	21.2	2.0	48	1
LG5663VT2RIB	218.9	•	•	21.0	2.0	46	2
AgriGold A645-10VT2RIB	218.5	•	•	21.2	6.0	47	3
MorCorn MC 4319 VT2P	217.9	222.1	•	21.7	5.0	43	2
BH 8590VT2P	217.6	•	•	22.0	3.0	48	3
Pfister 71C1PCR	217.0	•	•	24.8	1.0	42	1

Table 11. Performance of Irrigated Corn Hybrids, Bell Farming Co., Des Arc, Ark., 2017, continued.

Brand/Hybrid	Yield (bu./A)	2-Year^a Avg. (bu./A)	3-Year^b Avg. (bu./A)	Grain Moisture (%)	Stalk^c Lodging	Ear Height (in.)	Tip^d Cover Rating
<u>Early- to Mid-Season Hybrids Continued</u>							
MorCORN MC XP1714 VT2P	215.2	•	•	19.7	3.0	49	3
MorCORN MC XP1716 VT2P	214.0	•	•	19.4	0.0	45	3
DEKALB DKC 62-20	213.9	•	•	18.8	9.0	41	2
Progeny PGY7215VT2P	213.9	•	•	21.6	3.0	45	1
Progeny PGY6110VT2P	187.5	•	•	19.3	1.0	36	2
GRAND MEAN	234.0	•	•	20.8	2.0	45	2
LSD (5%)	14.5	•	•	1.1	2.5	•	•
C.V.	5.3	•	•	4.4	•	•	•
<u>Mid- to Full-Season</u>							
Pioneer P1870YHR	267.1	•	•	23.4	1.0	44	1
Pioneer P2089VYHR	263.4	•	•	22.7	1.0	47	1
Dyna-Gro D58VC65	254.2	•	•	20.6	0.0	41	3
DEKALB DKC 70-27	254.1	•	•	23.2	1.0	47	1
DEKALB DKC 67-44	251.5	•	•	22.0	2.0	45	1
Dyna-Gro D57VP51	249.2	243.8	230.6	20.6	1.0	46	1
AgriGold A6711VT2PRO	248.9	251.5	•	21.6	1.0	46	1
Dyna-Gro D58VC37	247.0	•	•	21.3	0.0	46	1
MorCORN MC 4725 VT2P	245.2	•	•	21.4	3.0	42	1
Armor 1717 PRO2	242.7	•	•	22.2	2.0	41	1
Armor 1887P	240.6	•	•	22.7	1.0	45	1
Progeny PGY6119VT2P	238.9	•	•	22.8	1.0	42	1
DEKALB DKC 68-26	234.3	•	•	20.2	1.0	39	3
REV 28BHR18	230.9	•	•	23.3	0.0	50	2
Croplan 5290 VT3P	229.8	•	•	21.4	3.0	47	1
DEKALB DKC 67-72	222.6	•	•	22.8	0.0	38	1
Delta Grow DG3660GTCBLLVIP	219.9	•	•	23.4	6.0	40	1
Pfister 3497SS	218.7	•	•	26.2	1.0	52	1
MorCORN MC XP1718 VT2P	210.7	•	•	21.4	1.0	37	1
GRAND MEAN	240.5	•	•	22.3	1.3	44	1
LSD (5%)	12.2	•	•	1.0	2.0	•	•
C.V.	4.3	•	•	3.8	•	•	•

^a Average yield for 2015 and 2017.^b Average yield for 2014, 2015, and 2017.^c Average number of plants broken below an ear at harvest.^d Ear tip cover rated as good (1), average (2), or poor (3). Ear tip cover rated as "good" if husks reached well-beyond the end of the ear and fit tightly. An "average" rating was given when husks reached to the tip of the ear and fit loosely. A "poor" rating was given when ears were open to the weather.

Participants and Entries
2017 Grain Sorghum Tests

<u>Company</u>	<u>Hybrids</u>
Chromatin, Inc. 403 S. Monroe New Deal, TX 79350	SP 7715 SP 78M30
Crop Production Services 1673 N. US Hwy 61 Portageville, MO 63873	Dyna-Gro 772B Dyna-Gro GX15371 Dyna-Gro GX16833 Dyna-Gro GX16855 Dyna-Gro GX17818 Dyna-Gro M73GR55 Dyna-Gro M74GB17
Dupont Pioneer 59 Greif Parkway, Suite 200 Delaware, OH 43015	Pioneer P83G19 Pioneer P83P17 Pioneer P84P80
Monsanto Company 800 N. Lindbergh Blvd. St. Louis, MO 63167	DEKALB DKS 51-01 DEKALB DKS 53-53
Terral Seed, Inc. P. O. Box 826 Lake Providence, LA 71254	REV 9562 REV 9782 REV 9924

Participants and Entries
2017 Corn Tests

Company**Hybrids**

AgriGold Hybrids
5381 Akin Rd
St. Francisville, IL 62460

AgriGold A645-10VT2RIB
AgriGold A6499VT2RIB
AgriGold A6544VT2RIB
AgriGold A6572VT2RIB
AgriGold A6652VT2RIB
AgriGold A6659VT2RIB
AgriGold A6711VT2PRO

Armor Seed
P.O. Box 178
Fisher, AR 72429

Armor 1717 PRO2
Armor 1227P
Armor 1447P
Armor 1667S
Armor 1887P
Armor AXT7116 PRO2

Augusta Seed Coop.
P.O. Box 899
Verona, VA 24482

Augusta 1165 VT2Pro
Augusta 5065 GTCBLL
Augusta 7766 VT2PRO

B-H Genetics
5933 FM 1157
Ganado, TX 77962

BH 8590VT2P
BH 8688DG2P

Crop Production Services
1673 N. US Hwy 61
Portageville, MO 63873

Dyna-Gro D52VC63
Dyna-Gro D54VC52
Dyna-Gro D55VC45
Dyna-Gro D57VP51
Dyna-Gro D58VC37
Dyna-Gro D58VC65

Delta Grow Seed
P.O. Box 219
England, AR 72046

Delta Grow DG2888GTCBLLVIP
Delta Grow DG3660GTCBLLVIP

Participants and Entries
2017 Corn Tests Continued

Company

Hybrids

Dupont Pioneer
59 Greif Parkway, Suite 200
Delaware, OH 43015

Pioneer P1197YHR
Pioneer P1442YHR
Pioneer P1870YHR
Pioneer P2089VYHR

**Land O'Lakes -
Winfield Solutions, LLC**
4990 County Road 583
Blytheville, AR 72315

Croplan 5290 VT3P
Croplan 5678 VT3P

LG Seeds Inc.
22827 Shissler Rd.
Elmwood, IL 61529

LG5643VT2RIB
LG5650VT2RIB
LG5663VT2RIB
LG5700VT2RIB

MFA Inc.
201 Ray Young Dr.
Columbia, MO 65201

MorCorn MC 4319 VT2P
MorCorn MC 4725 VT2P
MorCorn MC XP1714 VT2P
MorCorn MC XP1715 VT2P
MorCorn MC XP1716 VT2P
MorCorn MC XP1717 VT2P
MorCorn MC XP1718 VT2P
MorCorn MC XP1720 VT2P
MorCorn MC XP1722 VT2P
MorCorn MC XP1724 VT2P

**Participants and Entries
2017 Corn Tests Continued**

<u>Company</u>	<u>Hybrids</u>
Monsanto Company 800 N. Lindbergh Blvd. St. Louis, MO 63167	DEKALB DKC 62-20 DEKALB DKC 64-35 DEKALB DKC 65-95 DEKALB DKC 67-44 DEKALB DKC 67-72 DEKALB DKC 68-26 DEKALB DKC 70-27
Pfister Seeds, LLC 201 Knollwood Dr. Ste. A Champaign, IL 61820	Pfister 3497SS Pfister 71C1PCR
Progeny Ag Products 1529 Highway 193 Wynne, AR 72396	Progeny PGY8116SS Progeny PGY5115VT2P Progeny PGY6110VT2P Progeny PGY6116VT2P Progeny PGY6119VT2P Progeny PGY7111VT2P Progeny PGY7215VT2P
Syngenta Seeds 11055 Wayzata Blvd. Minnetonka, MN 55305	NK 1573 3111 NK 66V 3120 NK 83D 3111
Terral Seed, Inc. P. O. Box 826 Lake Providence, LA 71254	REV 23BHR55 REV 25BHR26 REV 26BHR50 REV 28BHR18

Corn Trait Package Information

Abbreviations Used:

BCW	Black Cutworm	GT	Glyphosate Tolerant
CEW	Corn Earworm	LL	Liberty Link
ECB	European Corn Borer	RR2	Roundup Ready 2 Yield
FAW	Fall Armyworm		
RW	Corn Rootworm	RIB	Refuge in Bag
SB	Stalk Borer		
SWCB	Southern Corn Borer		
TAW	True Armyworm		
WBC	Western Bean Cutworm		

Insects **Controlled** or *Suppressed*

Trait Family	Product	(Above Ground)	(In Soil)	Herbicide Tolerance
Agrisure	Agrisure 3010, 3010A	ECB SWCB CEW FAW SB	—	GT LL
	Agrisure 3000GT, 3011A	ECB SWCB CEW FAW SB	RW	GT LL
	Agrisure Viptera 3110	BCW CEW ECB FAW SB SWCB TAW WBC	—	GT LL
	Agrisure Viptera 3111	BCW CEW ECB FAW SB SWCB TAW WBC	RW	GT LL
	Agrisure 3122 E-Z Refuge	BCW ECB FAW SB SWCB TAW WBC CEW	RW	GT
	Agrisure Viptera 3220 E-Z Refuge	BCW CEW ECB FAW SB SWCB TAW WBC	—	GT
	Agrisure Duracade 5122 E-Z Refuge	BCW ECB FAW SB SWCB TAW WBC CEW	RW	GT
	Agrisure Duracade 5222 E-Z Refuge	BCW CEW ECB FAW SB SWCB TAW WBC	RW	GT
Herculex	Herculex 1 (HX1)	BCW ECB FAW SB SWCB WBC <i>CEW</i>	—	LL RR2
	Herculex RW (HXRW)	—	RW	LL RR2
	Herculex XTRA (HXX)	BCW ECB FAW SB SWCB WBC <i>CEW</i>	RW	LL RR2
Optimum	Intrasect (YHR)	BCW ECB FAW SB SWCB WBC <i>CEW</i>	—	LL RR2
	AcreMax (AM)	BCW ECB FAW SB SWCB WBC <i>CEW</i>	—	LL RR2
	Leptra (VYHR)	BCW CEW ECB FAW SB SWCB TAW WBC	—	LL RR2
	AcreMax Leptra (AML)	BCW CEW ECB FAW SB SWCB TAW WBC	—	LL RR2
	AcreMax RW (AMRW)	—	RW	LL RR2

Corn Trait Package Information Continued

Trait Family	Product	Insects Controlled or Suppressed		Herbicide Tolerance
		(Above Ground)	(In Soil)	
Optimum, cont.	AcreMax1 (AM1)	BCW ECB FAW SB SWCB WBC CEW	RW	LL RR2
	TRIssect (CHR)	BCW ECB FAW SB SWCB WBC CEW	RW	LL RR2
	Intrasect TRIssect (CYHR)	BCW ECB FAW SB SWCB WBC CEW	RW	LL RR2
	AcreMax TRIssect (AMT)	BCW ECB FAW SB SWCB WBC CEW	RW	LL RR2
	Intrasect Xtra (YXR)	BCW ECB FAW SB SWCB WBC CEW	RW	LL RR2
	AcreMax Xtra (AMX)	BCW ECB FAW SB SWCB WBC CEW	RW	LL RR2
	Intrasect Xtreme (CYXR)	BCW ECB FAW SB SWCB WBC CEW	RW	LL RR2
	AcreMax Xtreme (AMXT)	BCW ECB FAW SB SWCB WBC CEW	RW	LL RR2
YieldGard/ Genuity	YieldGard CB (YGCB)	ECB SWCB CEW FAW SB	—	RR2
	YieldGard VT Rootworm	—	RW	RR2
	YieldGard VT Triple	ECB SWCB CEW FAW SB	RW	RR2
	Genuity VT Double PRO	CEW ECB FAW SB SWCB	—	RR2
	Genuity VT Double PRO RIB Complete	CEW ECB FAW SB SWCB	—	RR2
	Genuity VT Triple PRO	CEW ECB FAW SB SWCB	RW	RR2
	Genuity VT Triple PRO RIB Complete	CEW ECB FAW SB SWCB	RW	RR2
	Genuity VT SmartStax	BCW CEW ECB FAW SB SWCB WBC	RW	LL RR2
Genuity VT SmartStax RIB Complete	BCW CEW ECB FAW SB SWCB WBC	RW	LL RR2	
Other Trait Families	Powercore	BCW CEW ECB FAW SB SWCB WBC	—	LL RR2
	Powercore Refuge Advanced	BCW CEW ECB FAW SB SWCB WBC	—	LL RR2
	SmartStax	BCW CEW ECB FAW SB SWCB WBC	RW	LL RR2
	SmartStax Refuge Advanced	BCW CEW ECB FAW SB SWCB WBC	RW	LL RR2

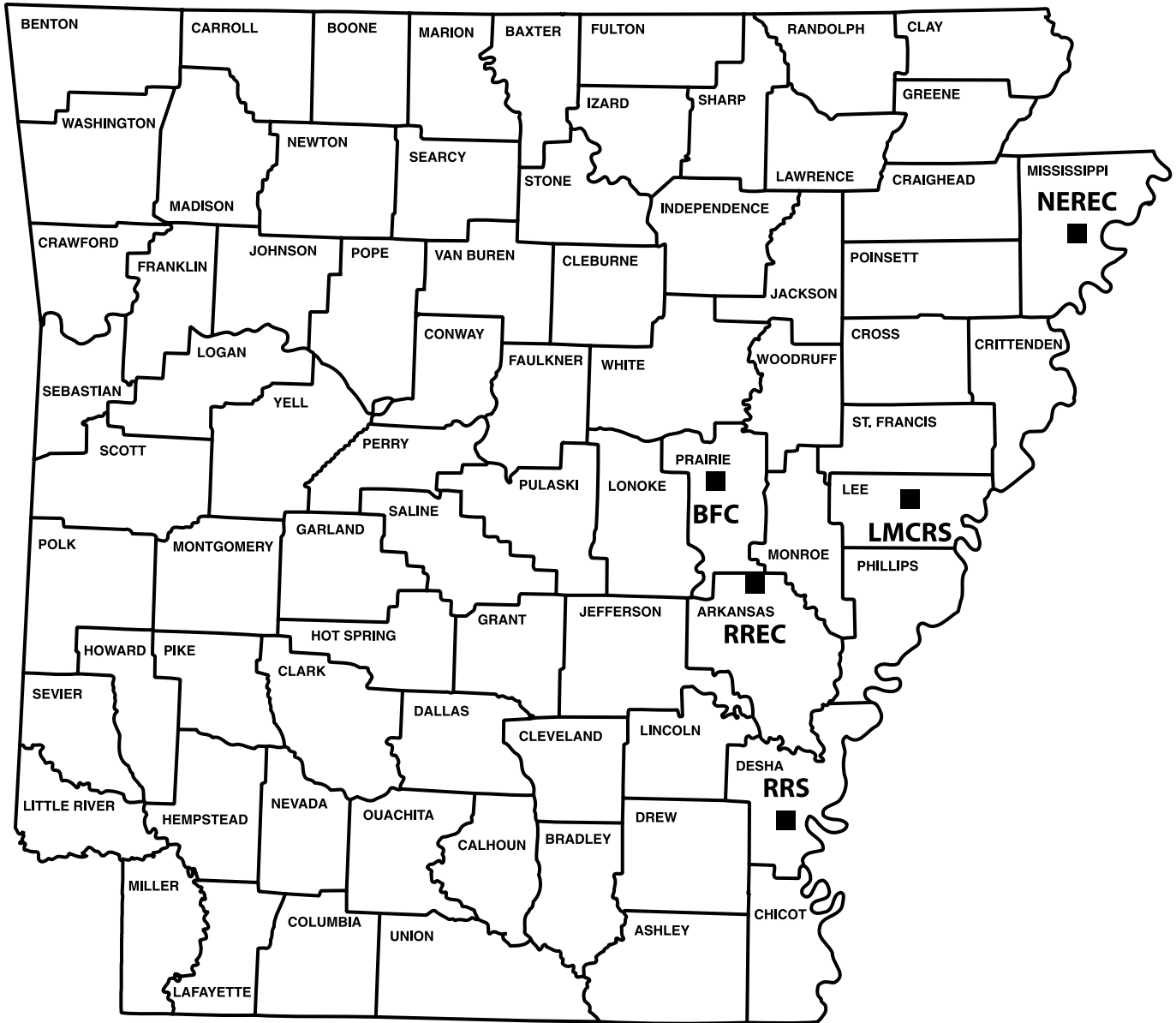
NOTES

GRAIN SORGHUM TEST LOCATIONS



- LMCRS** - Lon Mann Cotton Research Station, Marianna, Arkansas
- NEREC** - Northeast Research and Extension Center, Keiser, Arkansas
- RREC** - Rice Research and Extension Center, Stuttgart, Arkansas
- RRS** - Rohwer Research Station, Rohwer, Arkansas

CORN TEST LOCATIONS



- BFC** - Bell Farming Company, Des Arc, Arkansas
- LMCRS** - Lon Mann Cotton Research Station, Marianna, Arkansas
- NEREC** - Northeast Research and Extension Center, Keiser, Arkansas
- RREC** - Rice Research and Extension Center, Stuttgart, Arkansas
- RRS** - Rohwer Research Station



DIVISION OF AGRICULTURE

RESEARCH & EXTENSION

University of Arkansas System