



Pest Management Series

Peanut Insect Control in Oklahoma

Phillip Mulder

Extension Entomologist

Richard C. Berberet

Legume Research Entomologist

Descriptions of pest species, their damage, and control recommendations are based on results of research conducted throughout the peanut-growing areas of the southern United States. Pest species included in this fact sheet are those that occur most commonly in Oklahoma. Information regarding each pest is designed to assist producers to identify pests and assess population and/or damage levels before beginning insecticide applications. Treatments should be made only when economically damaging pest populations exist. Unwarranted treatments will reduce profits and will have the detrimental effect of destroying parasites and predators that help control pest species.

Discussion of peanut pests is divided into two categories: (1) those associated with plant structures at or below the soil surface; and (2) foliage-feeding species which damage leaves and terminal buds.

Soil Insect Pests

Lesser Cornstalk Borer (LCB),

Elasmopalpus lignosellus

This small, slender larva lives beneath the soil surface in tubes constructed of soil particles woven together with silken material. This insect is bluish-green in color with several brown bands across the body and a dark brown head. The length of the full-grown larva is 3/4 inch. Larvae are easily distinguished from other caterpillars in peanuts by their unique behavior. LCB larvae attempt to escape by a flipping motion of their bodies when disturbed.

The LCB feeds on a variety of plants, including numerous grasses and field crops. The LCB is a major pest in peanuts where larvae feed primarily on subterranean portions of plants. In Oklahoma, most LCB infestations develop during July and August after pegging has begun. Infestation of seedling peanuts is generally restricted to those fields planted after mid-June. In nonirrigated peanuts, infestations are most common and severity of damage is increased during dry years. Infestations may be restricted to areas with sandy, well-drained soils unless drought conditions permit build-ups in sandy-loam or loam soils.

Damage in seedling peanuts frequently contributes to stand reduction as plant mortality results from girdling of stems and feeding on roots. Damage includes destruction of pegs as they enter the soil, thus preventing pod formation. Developing pods are scarred by surface feeding and hollowed by tunneling

Oklahoma Cooperative Extension Fact Sheets
are also available on our website at:
<http://osufacts.okstate.edu>

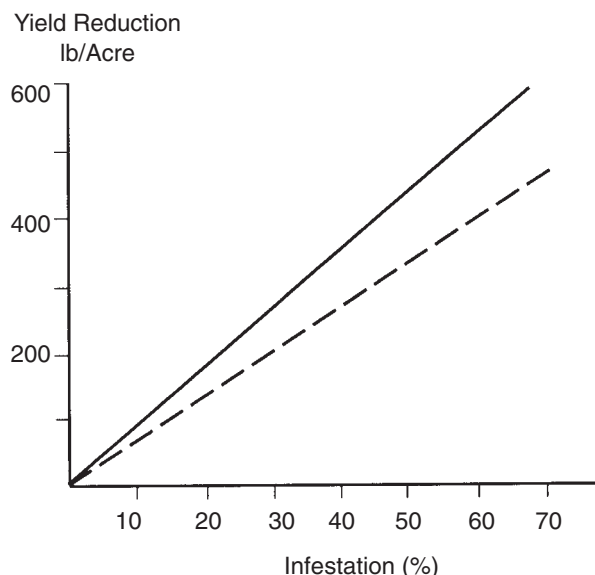


Figure 1. Percent infestation by LCB and yield reduction in nonirrigated peanuts. (Solid line = Spanish; dotted line = Florunner).

of larvae. Portions of plants may be killed due to tunneling in stems. Damage frequently results in serious yield reductions that are related directly to LCB injury (Figure 1). In addition, damaged portions of plants may become infected by fungal pathogens leading to further reductions in yield and grade of peanuts. High incidence of infestation by pod-rotting fungi in association with LCB damage has also been reported.

Control Considerations: Keeping land free of volunteer peanuts and weeds several weeks before planting will help prevent damage from LCB's in seedling peanuts. Producers should begin checking at least five locations in each field in late June and continue weekly checks until September. In larger fields at least one location should be selected in each five-acre area. It is important that samples be taken across the entire field to avoid poor population estimates. As the number of locations per field increases, the more accurate estimates become. A minimum of five plants should be examined at each location by removal from the soil and careful observation of the roots, pegs, and pods for damage and larvae. Soil around the plants should be disturbed minimally and examined for larvae that have been dislodged.

Table 1. Infestation levels are calculated from this table.

Number of infested plants	Number of plants examined			
	25	33	50	100
	Percent Infestation			
1	4	3	2	1
2	8	6	4	2
3	12	9	6	3
4	16	12	8	4
6	20	15	10	5
6	24	18	12	6
7		21	14	7
8		24	16	8
9			18	9
10			20	10
11				15

Percent infestation is calculated by dividing the total number of plants examined into the number of plants infested (Table 1). Only plants where live larvae are found should be counted as infested. If two or more larvae are on a plant, it is counted as one infested plant. In addition, plants are considered infested if live larvae are found in soil where they were growing.

Current control costs and value of harvested peanuts considered along with information in Figure 1 indicate that insecticides may be applied profitably in nonirrigated peanuts when 8-10% of the plants are infested. Somewhat higher infestation levels (15%) may be tolerated in irrigated peanuts before insecticide use is suggested.

Granulate Cutworm, *Agrotis subterranea*

During daylight hours this larva is typically found on the soil surface beneath peanut foliage. It has mottled gray and tan coloration with many small, dark granules over the surface of the body. The length of the granulate cutworm is 1 -2 inches.

This species seldom damages large acreages of peanuts in Oklahoma, but may reach high population densities in some areas during August and September. It feeds principally during nighttime hours on plant foliage, pegs, and pods. The most serious yield reductions attributable to this pest result from clipping of pegs from plants and tunneling into pods.

Control Considerations: Field checks for granulate cutworms can be accomplished at the same time that sampling is conducted for lesser cornstalk borers. At present, it is recommended that general guidelines for controlling cutworms and armyworms be followed for this species (dryland peanuts = 3-5 larvae/row ft.; irrigated peanuts = 6-8 larvae/ row ft.); however, if cutworm feeding is visible and widespread on pegs or pods, treatment should begin if larval numbers exceed two-three per row ft. in both irrigated and dryland peanuts.

Foliage Feeding Pests

Thrips

These tiny, slender-bodied insects are found primarily on peanut blooms and between folds of young leaflets in plant terminals. The length of thrips is 1/20 inch. Thrips are common

in seedling peanuts in all areas of Oklahoma. They possess rasping-sucking mouthparts which they use in tearing tender leaf surfaces for removal of plant sap. Thrips feeding results in malformation and curling of leaves and causes a condition known as "pouts."

Two thrips species common to Oklahoma are known vectors of tomato spotted wilt virus (TSWV). This virus causes ring spots and oak leaf patterns on peanut leaves. The leaves may also become distorted and the plant may be stunted. Initially, a general yellowing may occur on the plant with little or no additional symptoms. Plants can be killed by the disease.

In 1989 and again in 1991, TSWV was reported in Oklahoma. The incidence of TSWV is very low and presently confined to production areas along the Red River. Until TSWV is proven to be a serious threat to Oklahoma peanuts, the stance on thrips control will remain as indicated below.

Control Considerations: Research conducted in several states since 1972 has not shown any yield response controlling thrips populations (up to 50 per plant terminal). It is strongly recommended that insecticide applications be based on actual field populations. Insecticide applications should be restricted to those instances where very high population densities exist and severe damage with destruction of plant terminals occurs in seedling peanuts.

Leafhoppers

The most common member of this group that infests peanuts in Oklahoma is the potato leafhopper. The length of leafhoppers is 1/4 inch. This tiny, wedge-shaped insect is light green in color and is often located on the undersides of leaves.

Leafhoppers migrate into peanut fields in June and July and populations may persist until September. They feed primarily along leaf veins with piercing-sucking mouthparts and cause yellowing of foliage. Discoloration and death of tissue begins at leaf tips and produces the symptom known as "hopperburn." High leafhopper population densities may cause extensive discoloration and stunting of plant growth.

Control Considerations: Control of leafhoppers is not recommended unless heavy populations are present and extensive evidence of "hopperburn" and stunting of growth is noted. Threshold information from Georgia suggests treatment when hopperburn is heavy in 25 percent or more of the field and leafhoppers are readily seen flying as you walk the field.

Corn Earworm, *Helicoverpa zea* and

Beet Armyworms, *Spodoptera exigua*

Coloration of larvae varies from pink to black. The usual color is light green with alternating light and dark bands lengthwise on the body. Their length is 1 1/2 inches. Small larvae cause ragging of leaves by feeding on leaflets in plant terminals. Larger larvae feed on all foliar portions of plants and may cause extensive defoliation from July through September.

Control Considerations: During much of the growing season, peanuts can tolerate considerable defoliation without serious yield reduction and insecticide applications for foliage feeding caterpillars are not required. It is important to be aware that these species are attacked by a variety of beneficial organisms that provide natural regulation of pest populations. Frequently, serious damage by foliage feeders results from destruction of beneficials with unwarranted insecticide applications.

The threat of yield reduction due to defoliation exists primarily when plants are from 60 to 90 days old. Producers should check fields frequently during July and August for the presence of earworms and armyworms and apply insecticides if populations exceed 3-5 larvae/row ft. in dryland or 6-8 larvae/row ft. in irrigated peanuts.

Rednecked Peanutworm, *Stegasta bosqueella*

Larvae are light colored with a red band around the first two segments behind the head. This insect feeds almost exclusively in terminal buds. The length of the rednecked peanutworm is 1/3 inch. The peanutworm is the most common foliage-feeding larva in Oklahoma peanut fields. Larvae feed within buds and unopened leaflets and produce ragging of leaves as they enlarge. Feeding may extend over a period of several weeks from late June through September with resulting destruction of terminal buds and stunting of plant growth.

Control Considerations: Research results have indicated that peanuts can tolerate considerable feeding by the peanutworm without reduced yields. Unless populations become quite heavy (80-100% terminals infested) or infestations occur in combination with other foliage feeders such as the corn earworm, insecticide applications are unwarranted.

Spider Mites

These close relatives of insects are very small. Their length is 1/50 inch. Leaves of lightly infested plants become yellow to gray in appearance. When peanuts are heavily infested, foliage turns brown or reddish-brown, and leaves often drop from plants. Severely damaged plants often die. Infestations typically begin in small areas which may be only a few feet in diameter within fields or along field borders. During hot, dry weather, spider mites can complete a generation in 9 to 12 days. Thus, in some years, numbers of mites can become extremely large by late August.

Control Considerations: Naturally occurring beneficial organisms usually provide effective control of spider mites. Unnecessary pesticide applications may promote mite infestations and add to the growing problem of insecticide resistance in mites. Spot treatment of damaged areas should be considered as an alternative to spraying entire fields. When chemical controls are applied for mites, ground-rig applications are preferred where high gallonage and adequate coverage can be assured. The use of drop-nozzles is encouraged to penetrate within the peanut canopy. If aerial application is conducted, 3-5 gallons/acre should be utilized. Thorough coverage of plant foliage is essential for control. Fields should be checked within 3-5 days of application to determine if further treatment is required. Alternating compounds used in multiple applications will help prevent buildup of resistant populations of mites.

Beneficial Species that may be Present in Peanuts

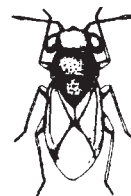


Adult (1/4")



Larva (3/8")

Lady beetle



(1/8-1/4")

Big-eyed bug



Spider(s)
(Size varies with species)




(1/8-1/4")

Collops beetle

Insect Control Suggestions

Insect and Time Most Prevalent	Damage and/or Insect Description	Insecticide and Amount Per Acre	Comments
Beet armyworm Summer Note: Treatment thresholds ¹	Striped-green caterpillar, that has a black spot above the second pair of true legs.	Warrior ^r 3.84 oz	14 day waiting period to harvest.
		Lannate LV ^r 1.25-3.0 pt	Do not feed treated vines and do not apply within 21 days of harvest.
		Lannate SP ^r .375-1.0 lb	
		Asana XL ^r 5.8-9.6 oz	Do not feed or graze livestock on treated vines. Do not exceed 29 oz per season. 21 day waiting period to harvest.
		Tracer 2.0-3.0 oz	Do not allow grazing of crop residue or harvest of crop residue for hay until 14 days after application. Do not apply within 3 days of nut harvest. Do not apply more than 9.0 fl oz per acre per crop, or make more than 3 applications per calendar year.
		Proaxis ^r 3.84 oz	Do not apply within 14 days of harvest. Do not apply more than 0.96 pts per acre per season.
		Prolex ^r 1.54	Do not apply within 14 days of harvest. Do not apply more than 0.38 pts per acre per season.
		Javelin 0.25-1.5	No waiting period to harvest. A <i>Bacillus thuringiensis</i> (<i>B.t.</i>) product.
Blister beetles July-August	3-striped most common in peanuts.	Sevin XLR+ 0.5-1.0 qt	14 day waiting period to harvest.
Cabbage looper Summer ¹	Looper - large green caterpillar with white stripes – tapers toward head.	Lannate LV ^r 1.5-3.0 pt	Large loopers can be difficult to control. See restrictions under beet armyworm comments. See restrictions under beet armyworm comments. See restrictions under beet armyworm comments. See restrictions under beet armyworm comments. 14 days to digging.
		Lannate SP ^r 0.50-1.0 lb	
		Javelin 0.25-1.5	
		Tracer 1.5-3.0 oz	
		Orthene 75S 1.0-1.3 lb	
Corn earworm Summer ¹	Caterpillars chew holes in foliage and feed on terminal buds.	Sevin XLR+ 1.0-1.5 qt	14 day waiting period to harvest.
		Lannate LV ^r 0.75-3.0 pt	See restrictions under beet armyworm comments.
		Lannate SP ^r 0.25-1.0 lb	
		Orthene 75S 1.0-1.3 lb	14 days to digging.
		Warrior ^r 2.56-3.84 oz	14 day waiting period to harvest.
		Tracer 1.5-3.0 oz	See restrictions under beet armyworm comments.
		Danitol ^r 10.6-16.0 oz	14 days to digging.
		Asana XL ^r 2.9-5.8 oz	See restrictions under beet armyworm comments.
		Javelin 0.25-1.5	See restrictions under beet armyworm comments.
Proaxis ^r 2.56-3.84 oz	See restrictions under beet armyworm comments.		
Prolex ^r 1.02-1.54 oz	See restrictions under beet armyworm comments.		

Insect and Time Most Prevalent	Damage and/or Insect Description	Insecticide and Amount Per Acre	Comments
Granulate Cutworm¹	Larvae found at soil surface beneath peanut foliage. Mottled gray and tan with many dark granules over surface of the body.	Asana XL ^r 5.8-9.6 pt	See restrictions under beet armyworm comments. 14 day waiting period to harvest.
		Sevin XLR+ 2.0 qt	
		Lannate LV ^r 1.5-3.0 pt	See restrictions under beet armyworm comments. See restrictions under beet armyworm comments.
		Lannate SP ^r 0.50-1.0 lb	
		Javelin 0.25-1.5	
		Proaxis ^r 1.92-3.20 oz	See restrictions under beet armyworm comments.
Prolex ^r 0.77-1.28 oz	See restrictions under beet armyworm comments.		
Warrior ^r 1.92-3.20 oz	14 day waiting period to harvest.		
Fall armyworm Summer ¹	Large striped caterpillar with inverted "y" on front of head.	Sevin XLR+ 1.0-1.5 qt	14 day waiting period to harvest.
		Danitol ^r 10.6-16.0 oz	14 day waiting period to harvest.
		Lannate LV ^r 0.75-1.5 pt	See restrictions under beet armyworm comments.
		Lannate SP ^r 0.25-0.50 lb	See restrictions under beet armyworm comments.
		Tracer 2.0-3.0 oz	See restrictions under beet armyworm comments.
		Javelin 0.25-1.5	
		Asana XL ^r 9.6 oz	See restrictions under beet armyworm comments.
		Orthene 75S 1.0-1.3 lb	14 days to digging.
		Proaxis ^r 2.56-3.84 oz	See restrictions under beet armyworm comments.
		Prolex ^r 1.28-2.05 oz	See restrictions under beet armyworm comments.
Warrior ^r 2.56-3.84 oz			
Grasshoppers Summer	Consume foliage	Warrior ^r 2.56-3.84 oz	14 day waiting period to harvest.
		Orthene 75S 0.33-0.66 lb	14 day waiting period to harvest.
		Asana XL ^r 5.8-9.6 oz	See restrictions under beet armyworm comments.
Potato Leafhopper 	Small hopping or flying wedge-shaped insects—sap feeders, cause yellowing of foliage and brown leaf tips (called "Hopperburn").	Warrior ^r 1.92-3.20 oz	14 day waiting period to harvest.
		Sevin XLR+ 1.0 qt	14 day waiting period to harvest.
		Orthene 75S 1.0-1.3 lb	See additional restrictions on previous page.
		Asana XL ^r 2.9-5.8 oz	Note. Threshold information from Georgia states treatments should be considered when you find 25-30% hopperburn and leafhoppers present.
		Danitol ^r 6.0-10.6 oz	14 day waiting period to harvest.
		Lannate LV ^r 0.75-3.0 pt	See restrictions under beet armyworm comments.
		Lannage SP ^r 0.25-1.0 lb	See restrictions under beet armyworm comments.
		Proaxis ^r 1.92-3.20 oz	See restrictions under beet armyworm comments.
Prolex ^r 0.77-1.28 oz	See restrictions under beet armyworm comments.		

Insect and Time Most Prevalent	Damage and/or Insect Description	Insecticide and Lb. Active Ingredient Per Acre	Comments
Lesser cornstalk borer (LCB) Mid-June through September. Economic infestation more common from late July on.	Bluish-green worm; up to 0.66 in long - very active when touched. Tunnels nuts and stems, cuts pegs near soil surface. Begin application when infestation level reaches 8-10% in dryland peanuts and 15% in irrigated peanuts.	Lorsban 15G ^r 6.8-13.9 lb	Lorsban granular application at pegging using the higher rate in a narrow band over the row and an in-row foliage opener can provide excellent control of LCB's and good suppression of Southern blight, with rainfall or irrigation following application. Two full rate (2.0 lb) applications per season may be applied. Also, provides suppression of Southern blight. Do not harvest within 21 days after treatment and do not feed treated peanut forage or hay to meat or dairy animals. Do not feed treated forage or hay to livestock or allow grazing in treated areas. See restrictions under beet armyworm comments.
		Warrior ^r 3.84 oz	
		Orthene 97 4.0-8.0 oz	
		Asana XL ^r 9.6 oz (aids in control)	
		Javelin 0.25-1.5	
Rednecked peanutworm May to September with heaviest infestations occurring from mid-summer through September.	Small, greenish-white worm with crimson necks. Scar and perforate terminals (buds) destroying or deforming the young leaves and stunting growth.	Sevin XLR+ 1.0 qt	Research indicates that peanuts can tolerate considerable feeding by peanutworms without reducing yield. Unless populations become quite heavy (80-100% terminals infested) or infestations occur in combination with other foliage feeders, such as corn earworms, insecticide applications are unwarranted. See restrictions under beet armyworm comments. See restrictions under beet armyworm comments. See restrictions under beet armyworm comments.
		Asana XL ^r 2.9-5.8 oz	
		Tracer 1.5-3.0 oz	
		Proaxis ^r 1.92-3.20 oz	
		Prolex ^r 0.77-1.28 oz	
Warrior ^r 1.92-3.20 oz	14 day waiting period to harvest.		
Spider mites Summer; during hot dry weather, most common after first of August. Note: See footnote 2 for additional products.	Very small (1/50 inch) damage indicated by reddish brown discoloration of leaves. Mites can be wind or machinery transported to fields. Frequently develop in early summer in weeds, fence/turn rows, and move to peanuts when dry weather hits.	Omite 3.0-5.0 lb	Do not apply within 14 days of harvest. No more than two applications per season. Two or more treatments 5 days apart may be necessary to get control. 14 day waiting period to harvest. Apply 20 gal. of finished spray per acre by ground and 5 gal. per acre by air. Do not apply within 14 days of harvest and do not graze or feed livestock on treated area. Do not apply within 14 days of harvest or grazing. See restrictions under beet armyworm comments. See restrictions under beet armyworm comments.
		Warrior ^r 3.84 oz	
		Comite 2.0 pt	
		Danitol ^r 10.6-16.0 oz	
		Proaxis ^r 3.84 oz Prolex ^r 1.54 oz	
Southern corn rootworm	This rootworm is the larva of the spotted cucumber beetles. The larva is yellowish-white with a brown head and somewhat wrinkled body. The larva may reach 0.5 inch in length. Tend to occur most commonly on heavier soils. Damage to shell may appear as a small brown spot on nut. If spots are noted, open nuts and check for larvae.	Lorsban 15G ^r 6.8-13.9 lb	Apply in a narrow band over the row during early pegging. (See comments under LCB section.) Rainfall or irrigation is needed following application. Rate based on 36" row spacing. Apply as a band over the fruiting zone at pegging. Do not graze or feed hay for forage. Rate based on 36" row spacing. 14 day waiting period before harvest. See restrictions under beet armyworm comments. See restrictions under beet armyworm comments.
		Thimet ^r 20G 3.87-5.28 lb	
		Warrior ^r 2.56-3.84 oz	
		Proaxis ^r 2.56-3.84 oz	
		Prolex ^r 1.02-1.54 oz	



Insect and Time Most Prevalent	Damage and/or Insect Description	Insecticide and Lb. Active Ingredient Per Acre	Comments
Thrips May through June Check immediately after emergence.	Tiny, slender, insects, most commonly found in terminals—rasp new leaves causes blotching and deformed terminals.	Lannate LV ^r 1.5-3.0 pt	Do not feed treated vines. 21 day waiting period before harvest.
		Lannate SP ^r 0.5-1.0 lb	
		Sevin XLR+ 1.0 qt	14 day waiting period to harvest.
		Proaxis ^r 2.54-3.84 oz	See restrictions under beet armyworm comments. See restrictions under beet armyworm comments.
		Prolex ^r 1.02-1.54 oz	
		Orthene 75S 0.5-1.0 lb	Do not feed forage or hay or graze treated areas. Note: Research has not been able to show consistent yield increases even with control of heavy thrips populations. Insecticide applications should be restricted to instances where very high populations exist and severe damage, with destruction of terminals, occurring in seedling plants.
		Orthene 97 Broadcast 6.0-12.0 oz	
		Banded 3.0-6.0 oz	
		Warrior ^r 2.56-3.84 oz	Do not feed forage or hay or graze treated areas. Do not apply more than 15.36 oz/A/season.
		“AT PLANT APPLICATONS” Granular Insecticide Box applications	See footnote 3.
Thimet 20G ^r 3.87-5.28 lb	Apply granules evenly in the furrow at planting. Do not graze or feed treated hay or forage. 90 day pre-harvest interval.		
Temik 15G ^r 7.0-14.0 lb	Apply in seed furrow and cover with soil. Check label for restrictions. 90 day pre-harvest interval.		
Di-Syston 15G ^r 6.7 lb	Apply as a band on each side of seed furrow at planting. Do not apply directly on the seed. Do not feed treated vines.		
Hopperbox application Orthene 75S 4.0 oz	Apply as a planter box treatment evenly over seed, alternating 1/3 seed, then 1/3 chemical until box is filled. Do not attempt to mix Othene with seeds by stirring or agitation. This may damage seeds prior to planting. Do not graze or feed treated hay or forage.		



^r Restricted use Pesticides.

- 1 Thresholds: For **foliage feeding pests** (e.g., corn earworm and armyworms) - the threat of yield reduction due to defoliation exists primarily when plants are from 60 to 90 days old. Check fields frequently during July and August for earworms, armyworms, etc. and apply insecticides if populations exceed 3 to 5 larvae/row ft. in dryland or 6 to 8 larvae/row ft. in irrigated peanuts. For **granulate cutworms** - if feeding on foliage, use the same guidelines provided above for foliage feeders; however, if cutworms are feeding on pegs or pods, treatment should begin if larval numbers exceed 2 to 3 per row ft. in irrigated or dryland peanuts.
- 2 Additional miticides: Limited control (suppression) has been obtained using either M-pede (potassium salts of fatty acids), Pyrellin (pyrethrins and rotenone) or Saf-T-Side (petroleum oil). The latter two are toxic to fish and should not be used near water. Saf-T-Side should not be used with, before, or after spraying dinitro compounds, or fungicides containing sulfur. Also, do not use with Carbaryl or Dimethoate.
- 3 Systemics for thrips: Several formulations of this type have been used in Oklahoma with erratic results. Success with these compounds is usually related to thrips pressure, moisture conditions and planting time. Currently, prophylactic use of these compounds in Oklahoma is not recommended. These compounds are presented here only as a guideline to rates and application methods.

The Oklahoma Cooperative Extension Service Bringing the University to You!

The Cooperative Extension Service is the largest, most successful informal educational organization in the world. It is a nationwide system funded and guided by a partnership of federal, state, and local governments that delivers information to help people help themselves through the land-grant university system.

Extension carries out programs in the broad categories of agriculture, natural resources and environment; family and consumer sciences; 4-H and other youth; and community resource development. Extension staff members live and work among the people they serve to help stimulate and educate Americans to plan ahead and cope with their problems.

Some characteristics of the Cooperative Extension system are:

- The federal, state, and local governments cooperatively share in its financial support and program direction.
- It is administered by the land-grant university as designated by the state legislature through an Extension director.
- Extension programs are nonpolitical, objective, and research-based information.
- It provides practical, problem-oriented education for people of all ages. It is designated to take the knowledge of the university to those persons who do not or cannot participate in the formal classroom instruction of the university.
- It utilizes research from university, government, and other sources to help people make their own decisions.
- More than a million volunteers help multiply the impact of the Extension professional staff.
- It dispenses no funds to the public.
- It is not a regulatory agency, but it does inform people of regulations and of their options in meeting them.
- Local programs are developed and carried out in full recognition of national problems and goals.
- The Extension staff educates people through personal contacts, meetings, demonstrations, and the mass media.
- Extension has the built-in flexibility to adjust its programs and subject matter to meet new needs. Activities shift from year to year as citizen groups and Extension workers close to the problems advise changes.

The pesticide information presented in this publication was current with federal and state regulations at the time of printing. The user is responsible for determining that the intended use is consistent with the label of the product being used. Use pesticides safely. Read and follow label directions. The information given herein is for educational purposes only. Reference to commercial products or trade names is made with the understanding that no discrimination is intended and no endorsement by the Cooperative Extension Service is implied.

Oklahoma State University, in compliance with Title VI and VII of the Civil Rights Act of 1964, Executive Order 11246 as amended, Title IX of the Education Amendments of 1972, Americans with Disabilities Act of 1990, and other federal laws and regulations, does not discriminate on the basis of race, color, national origin, gender, age, religion, disability, or status as a veteran in any of its policies, practices, or procedures. This includes but is not limited to admissions, employment, financial aid, and educational services.

Issued in furtherance of Cooperative Extension work, acts of May 8 and June 30, 1914, in cooperation with the U.S. Department of Agriculture, Robert E. Whitson, Director of Cooperative Extension Service, Oklahoma State University, Stillwater, Oklahoma. This publication is printed and issued by Oklahoma State University as authorized by the Vice President, Dean, and Director of the Division of Agricultural Sciences and Natural Resources and has been prepared and distributed at a cost of 42 cents per copy. 0704