



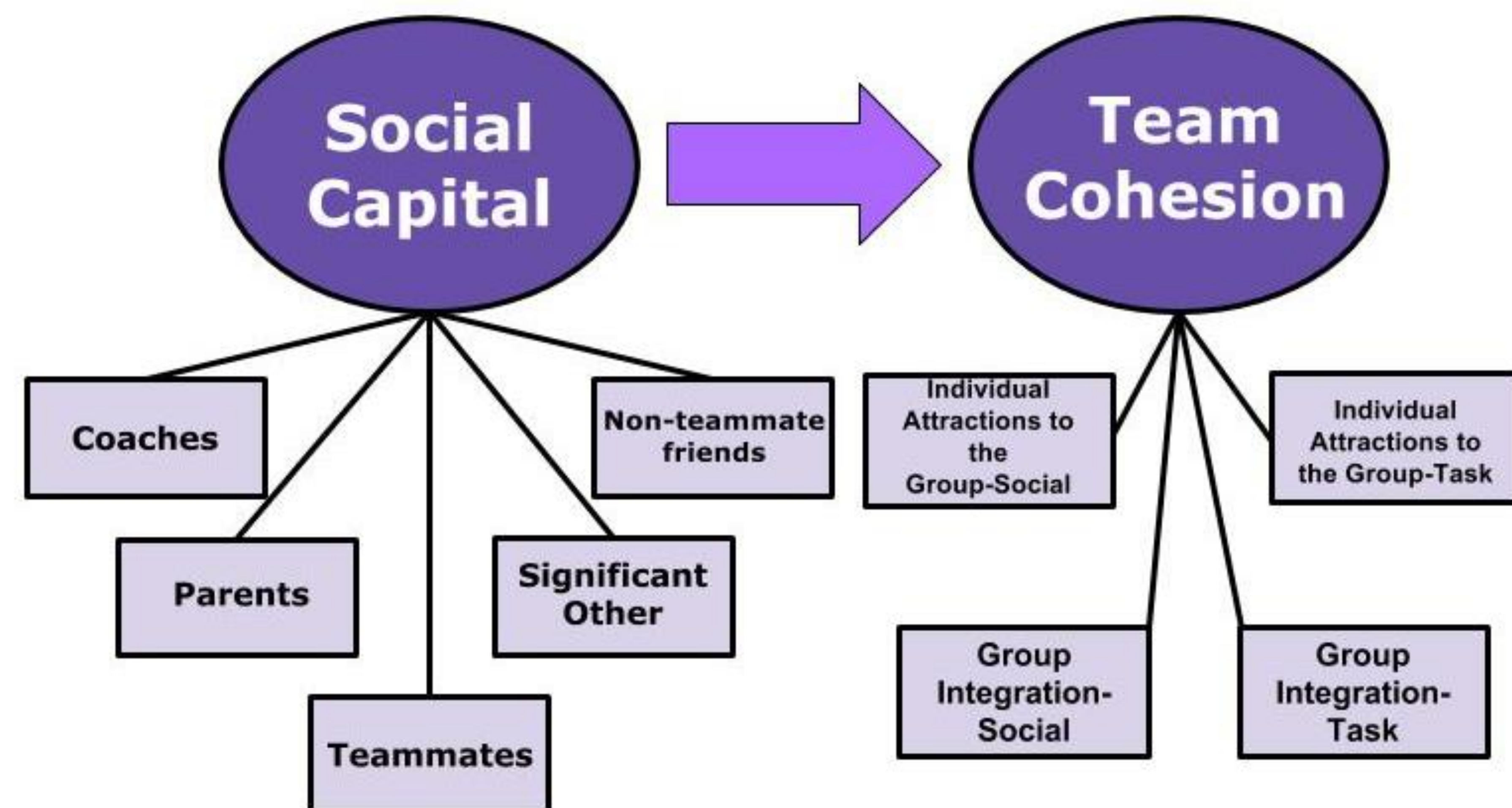
Athlete's Social Capital Influences and Feelings of Team Cohesion

Katherine Emily Hirsch and Jessica Ashley Greene

Furman University



Conceptual Model



Hypotheses

- Athlete's overall social capital will have a negative curvilinear (inverted U-shape) relationship with his/her level of team cohesion.
- Teammate network strength will have a positive linear relationship with team cohesion.
- Parental network strength will have a positive linear relationship with team cohesion.
- Coach network strength will have a positive linear relationship with team cohesion.
- Non-teammate peer network strength will have a negative curvilinear relationship with team cohesion.
- Romantic partner network strength will have a negative linear relationship with team cohesion.

Methods

POPULATION: NCAA Division I collegiate athletes who play an interactive team sport (e.g., football, but not golf).

SAMPLE: A purposive sample was used by accessing coach rosters that were made available on the websites of NCAA recognized sports teams, as well as athletes that the principal investigators knew prior to the study (n = 85). One participant was excluded from data due to having multi-sport athlete status.

COLLECTION: Coaches were asked to forward the survey to their athletes. The survey was sent to around 150 coaches across the country. Athletes answered approximately 60 questions through a self-administered anonymous survey.

Measures

INDEPENDENT VARIABLE: Social capital

DEPENDENT VARIABLE: Team cohesion

CONTROLS: age, gender, sport type, duration on current sport team, number of winning record seasons on team

- Team cohesion was assessed using the 18-item Group Environment Questionnaire (GEQ; Carron, Widmeyer, & Brawley, 1985). The GEQ is divided into four factors: Individual Attractions to the Group-Social (ATG-S) measures perceptions of athletes' affiliations to the team in a social sense, Individual Attractions to the Group-Task (ATG-T) measures connection to the team as a task unit, Group Integration-Social (GI-S) measures perceptions of the team as a social unit, and Group Integration-Task (GI-T) measures individual members' perceptions of the team as a task-oriented group.
- Social capital was measured as network strength of specific relationships. The researchers developed a questionnaire that measured the time spent with each relationship type in person and via technological means, as well as perceived level of closeness and how much information the athlete shares in the relationship. A social capital composite score was created for each relationship type and for all of the relationships combined.

Conclusion

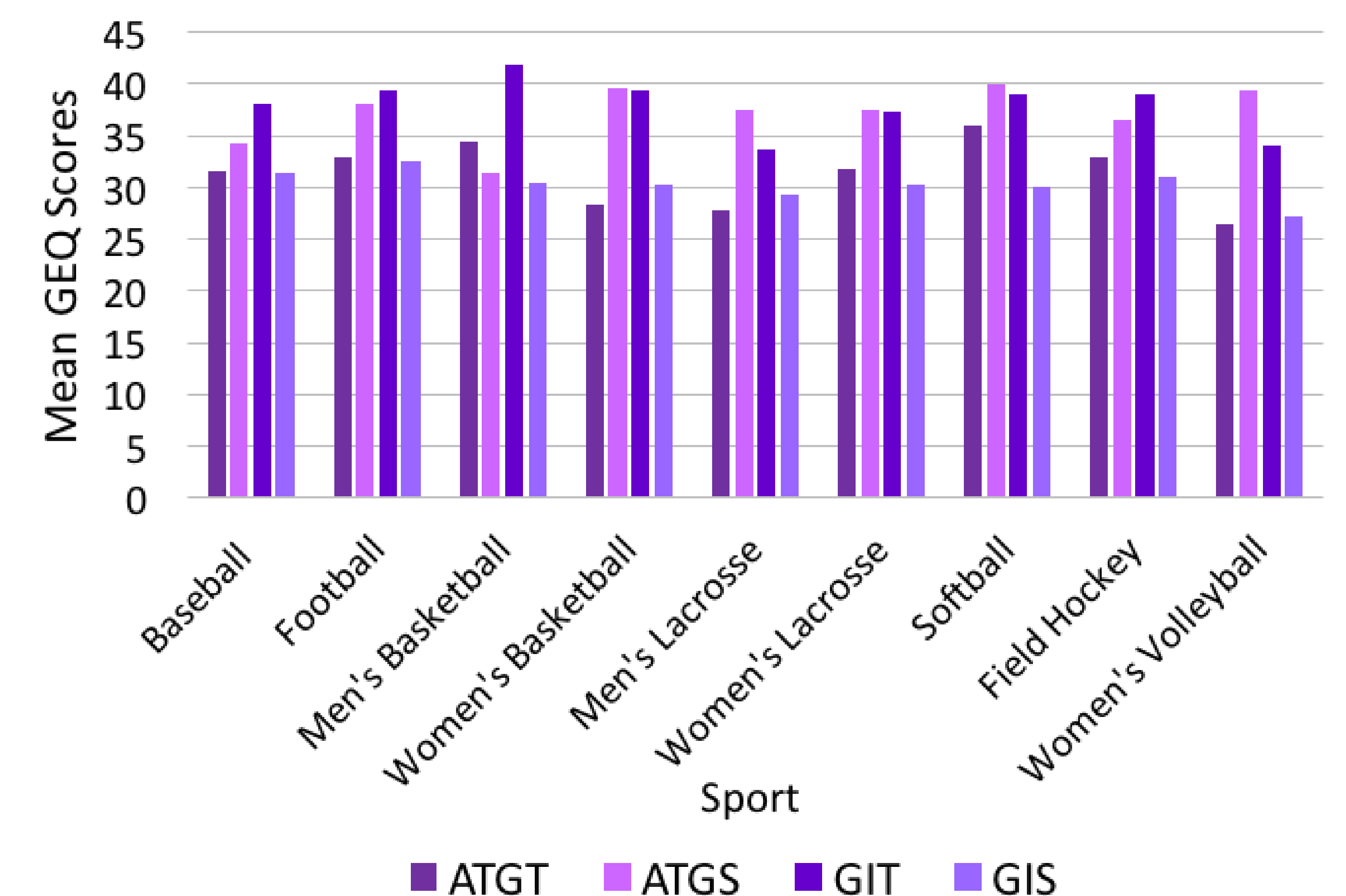
- In contrast to our original hypothesis, overall social capital was discovered to have a strong, positive linear relationship with overall team cohesion when controlling for gender, age, number of winning seasons, years played, and current relationship status.
- In agreement with our original hypothesis, teammate network strength was discovered to have a positive, linear relationship with team cohesion when controlling for gender, age, number of winning seasons, years played, and current relationship status.
- Non-teammate, coach, and romantic relationship network strengths were found to have positive linear while parental network strength had a positive curvilinear with team cohesion. However, these results were not found to be statistically significant; therefore, we cannot claim that these relationships have an effect on team cohesion.
- Overall, mean scores of team cohesion demonstrate that athletes feel higher levels of ATGS ($M = 37.643$), followed by GIT ($M = 36.277$), ATGT ($M = 29.929$), and GIS ($M = 29.869$).

References

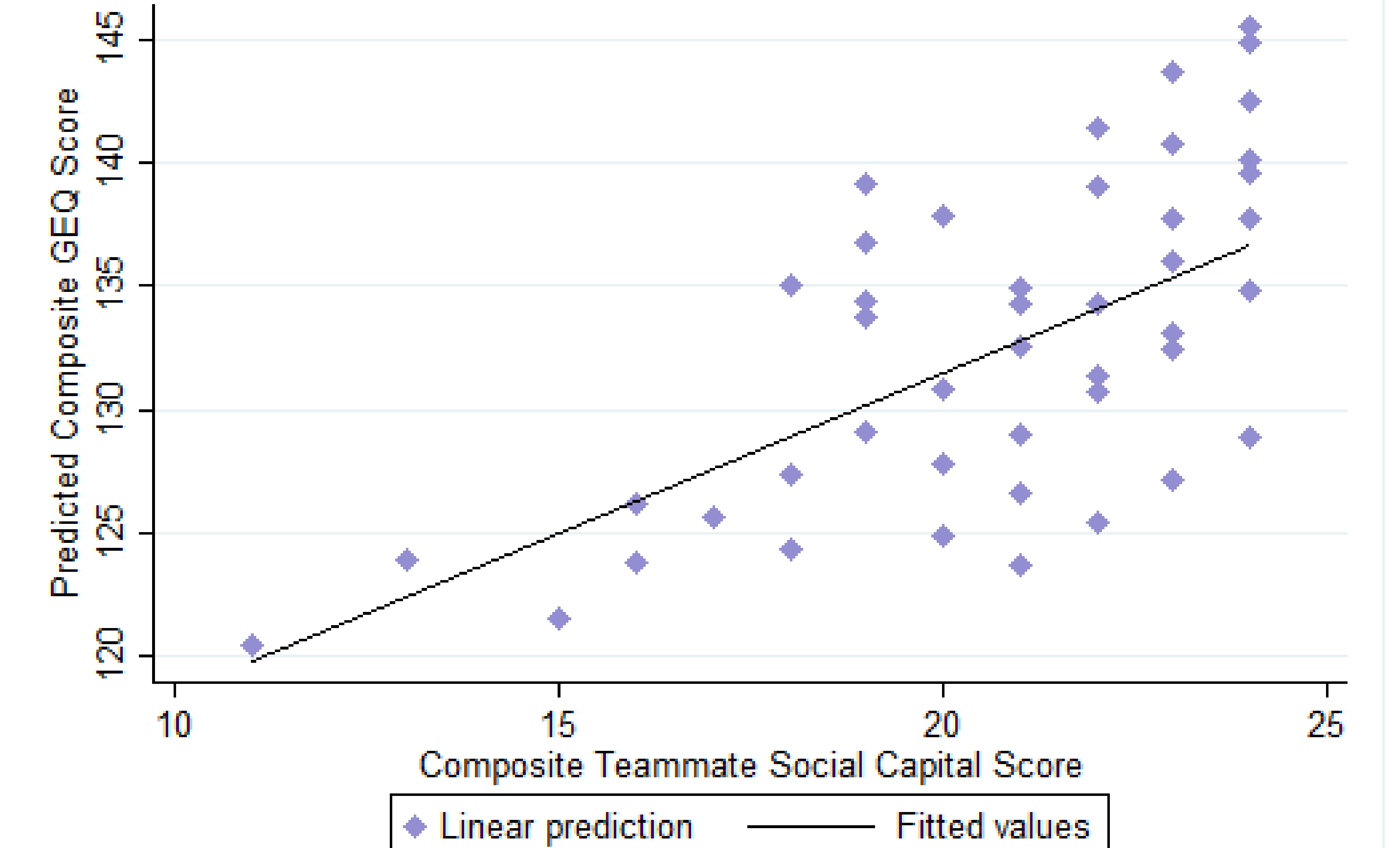
Carron, A. V., W. N. Widmeyer and L. R. Brawley. 1985. "The Development of an Instrument to Assess Cohesion in Sport Teams: The Group Environment Questionnaire." *Journal Of Sport Psychology*, 7(3), 244-266.

Results

Levels of Cohesion by Sport



Predicted Relationship Between Teammate Social Capital and GEQ Outcomes



Team Cohesion Outcomes Related to Relationship-Specific Social Capital

