

What's Happening in New Zealand Schools?



Presentation at Furman Engaged

April 12, 2016

Presenters: Alyson Cotter, Maddy Gentry, Caroline Holley, Chandler Massey, Ashley McCollum, Lindy Perry, PollyRose Philpot, Olivia Stevens, and Britt Viergever

Some Context

- *About 4.3 million in entire country*
- *Primary Schools (years 1-6 or 1-8), Intermediate Schools (years 7-8), High Schools (years 8-13)*
- *Focus on Literacy, Maths*
- *Diversity (Maori, Pacific Islanders, etc.)*



May Experience 2015



Key Takeaways from Visit

- ❑ **Teachers/ Teaching**
- ❑ **Students**
- ❑ **The Environment**
- ❑ **Literacy**
- ❑ **Multicultural Education**
- ❑ **Technology**



Teachers



Curriculum

- ◆ **More flexible for teachers**
- ◆ **Room to integrate culture into all lessons**
- ◆ **Space to work dynamically with technology**




Students



Kiwi Students

- ◆ Students begin school on their 5th birthday
- ◆ “Student-Centered” learning
- ◆ Classrooms with mixed age groups



Kiwi Students



- ◆ Engaged learning
- ◆ Learn at their own pace
- ◆ Differentiated Instruction



Special Education

- ◆ Designed around inclusion
- ◆ Students' needs are equally valued



Reality?

- ◆ Parent from continuing education facility
- ◆ Many students end up in private schools, especially more severe disability types





Spectacular Scenery

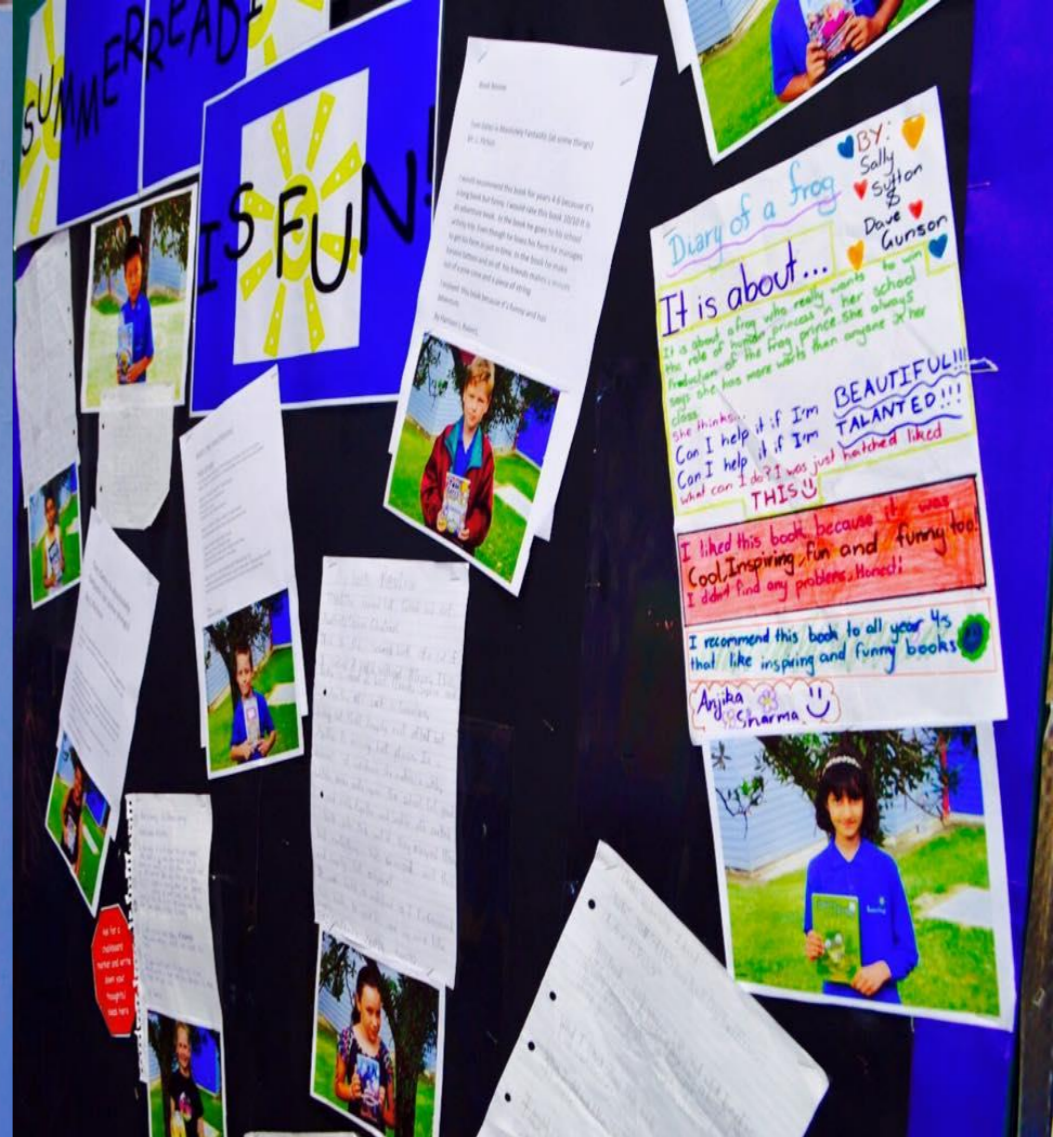


Tourism!



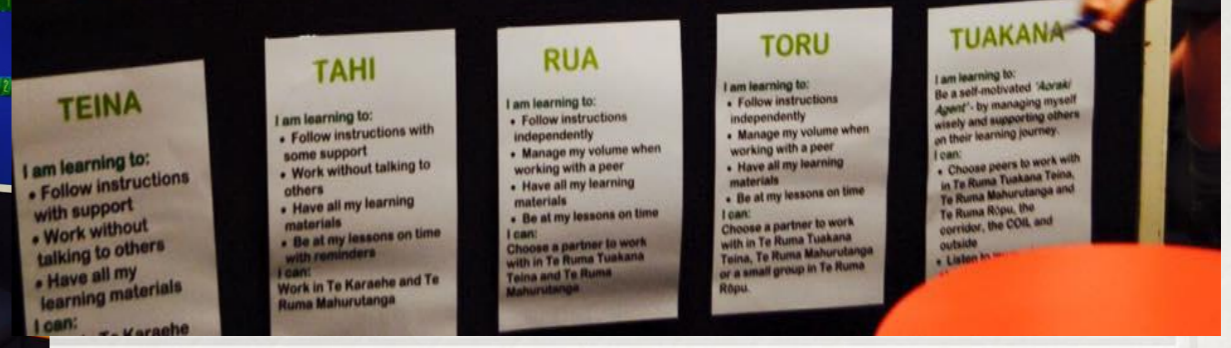
Nature Enriched Learning Environments






Literacy

Classroom Layouts that Foster Literacy



Themes that Foster Literacy



Examples of Work



Glue this sheet into your term book. Work through the tasks. Write down the date completed. Please check your progress off with Megan, Hollie, Dan. You will need to achieve 20 pennies by the end of the week.

WALT	Task	Number of pennies	Date Completed	Checked and signed by
(See teacher's notes)	Literacy Follow Up 1: Complete your literacy follow up and hand into your teacher's marking tray.	1	20/5/15	car
(See teacher's notes)	Literacy Follow Up 2: Same as above.	1		
(See teacher's notes)	Numeracy Follow Up 1: Complete your numeracy follow up and hand into your teacher's marking tray.	1		
(See teacher's notes)	Numeracy Follow Up 2: Same as above.	1		
Walking with a soldier	Define 'bravery'. What does it mean to you? Research your chosen soldier or nurse in depth. Using your question matrix and question web create questions that you would like to find the answer to about your chosen person.	3		
Gathering and Sorting	Map of the soldiers/nurses journey using the dotline sheet. Identify any acts of bravery. Gather photos and pictures of your chosen soldiers/nurses life.	2		
Compare and Contrast	Find some interesting facts about WW2 and compare them with those of WW1.	2		car
Hopeville Map challenge	Complete the tasks on your sheet	2		
Science	Science Wandering	1		
	Choose a level that's right for you by the end of the term. Complete the challenge sheet.	1		
	Understand the world around us. Complete the Quiz & glue into your term book. Research the air.	2		
	Spouse our time. Spend 1 hour working on a Literacy task of your choice. Show a buddy for peer.	2		

My Personal Experience



GLOBAL PEN PALS



Multiculturalism



Maori Culture

- Maori is the dominant minority culture in New Zealand
- New Zealand's Ministry of Education promotes Maori language
- Powhiri Welcoming Ceremony



Other prominent cultures in NZ

- Pacifica (Samoan, Tongan, Fijian, etc.)
- Asian
- These home languages are fostered at school in a supportive, Multilingual environment
- English is taught alongside native language to increase students' vocabulary skills

Pūrongo Pukapuka

Tāitāra
Kaitiaki

Te ahua o te wahi

Te Kaikiripuaki Matua

Te Kaupapa

Kōrero whakakapi / Kōrero whakaitika.

Te wahanga o te pukapuka

KIA TAU TE RANGI MARIE

Rāmere Rāhoroi Rātapu

Whare

whetū

whitu

whārangi

19.5.15

Wh-wh-wh-wh-wh-wh-wh

whi-wh-wh-wh-wh-wh-wh

Whreke - Whetū - Whare

1-2-3-4-5-6-7-8-9-10

Wata Ururoa

Naiti

tipuā-rangi

tipuā-nuku

Waipunarangi

Matariki

Whare whetū

te rā

te moana

te ao

rūma whetū

tamariki

Matua Wilson

Te Whare Whetū

papa takaro

pahi

kēmu

Pānui



15.5.15

BELONGING-

Mā te tuakana te teina e tōtika.
Mā te teina tuakana e tōtika
Both tuakana and teina have valuable knowledge to share

BRILLIANT-

Mēnā, ka whakaponono koe,
ka tūtuki koe.
If you can believe it, you can achieve it!






Technology

- *Technology is frequently used in New Zealand schools*
- *Laptops, iPads, QR codes, green screens, and even a 3D printer*
- *We saw that the use of technology fostered student centered learning*




Technology Tools

- ✦ *BYOD- Bring your own device*
- ✦ *School funding*





(Left) Year 4 students writing letters to their principal




(Above) 3D printer in the library



(Left) QR codes connected to student speeches



Students skyped with students from other countries



Schools put emphasis on how to use technology because they are 21st century learners



The same school that had the 3D printer had a green screen for students to create landscapes



Morning Tea

Our Favorite Pastime

What is it?

- A Break from the school day
- 30-45 minute in the morning
- The teachers and staff gather together for tea and coffee
- Yummy treats (biscuits, fruit, cupcakes, pizza bites, etc.)
- Children eat snacks (some schools provided)



What Happens During Morning Tea

- ◆ Outside or Inside
- ◆ Minimal supervision, lots of responsibility
- ◆ Conversations with Teachers:
 - ◆ Classroom Set Up
 - ◆ Personal views on the education system
 - ◆ Meeting individual student needs

