

Apr 4th, 1:00 PM - 1:15 PM

## Association between Alzheimer's disease and Rural Northeast Tennessee Region between 2013 and 2015

Sylvester Olubolu Orimaye  
*East Tennessee State University*

Jodi Southerland  
*East Tennessee State University*

Follow this and additional works at: <https://dc.etsu.edu/asrf>

 Part of the [Other Psychiatry and Psychology Commons](#), [Other Social and Behavioral Sciences Commons](#), and the [Psychiatric and Mental Health Commons](#)

---

Orimaye, Sylvester Olubolu and Southerland, Jodi, "Association between Alzheimer's disease and Rural Northeast Tennessee Region between 2013 and 2015" (2018). *Appalachian Student Research Forum*. 43.  
<https://dc.etsu.edu/asrf/2018/schedule/43>

This Oral presentation is brought to you for free and open access by the Events at Digital Commons @ East Tennessee State University. It has been accepted for inclusion in Appalachian Student Research Forum by an authorized administrator of Digital Commons @ East Tennessee State University. For more information, please contact [digilib@etsu.edu](mailto:digilib@etsu.edu).

# Association between Alzheimer's disease and Rural Northeast Tennessee Region between 2013 and 2015

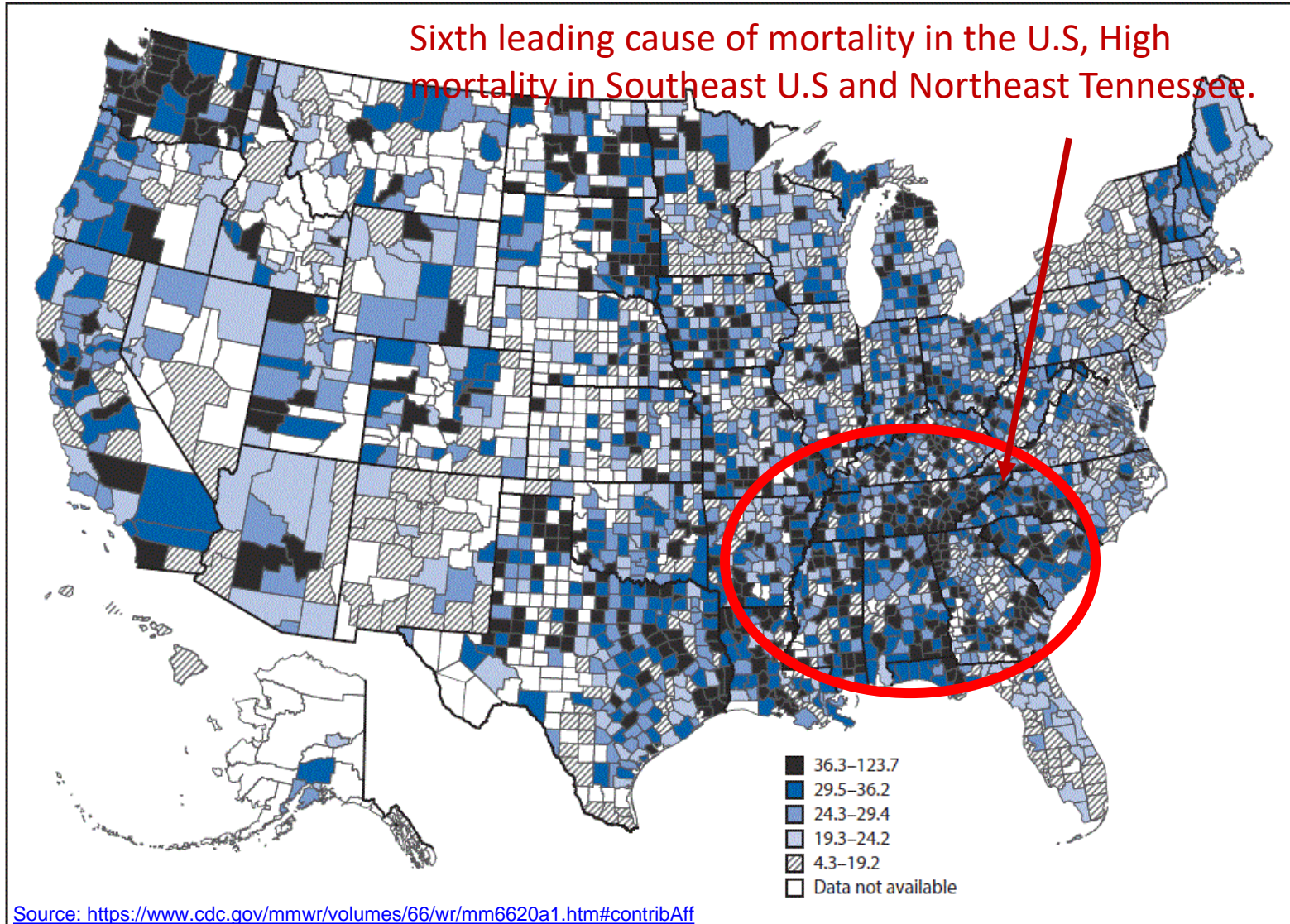
**Sylvester Olubolu ORIMAYE, PhD**

[orimaye@etsu.edu](mailto:orimaye@etsu.edu)

Department of Biostatistics and Epidemiology  
College of Public Health  
East Tennessee State University

# Background

Sixth leading cause of mortality in the U.S, High mortality in Southeast U.S and Northeast Tennessee.

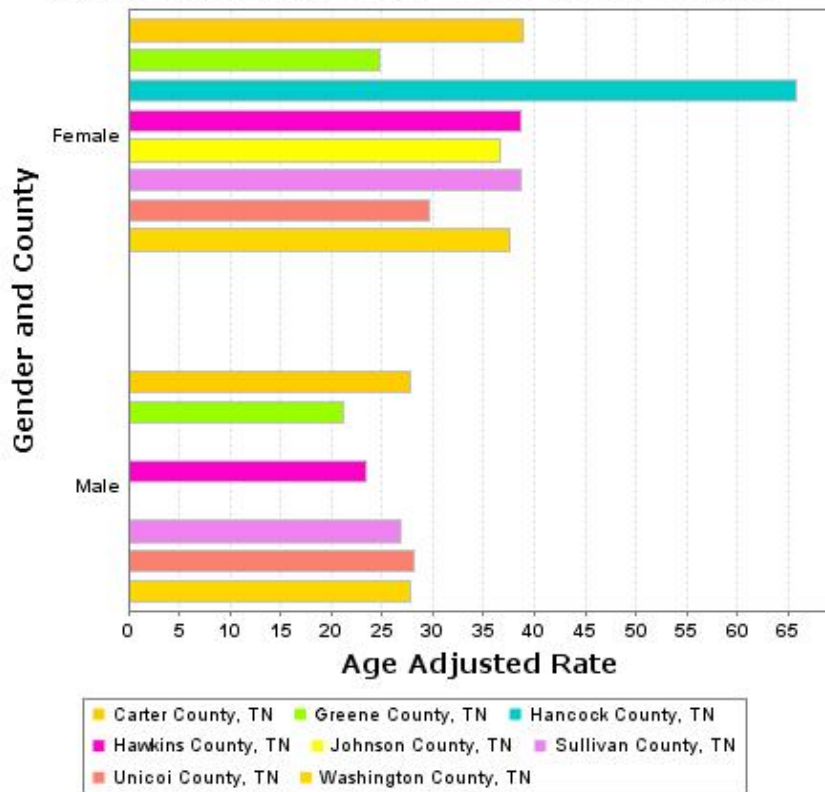


Average annual age-adjusted death rates from Alzheimer's disease per 100,000 populations, by county — United States, 2005–2014

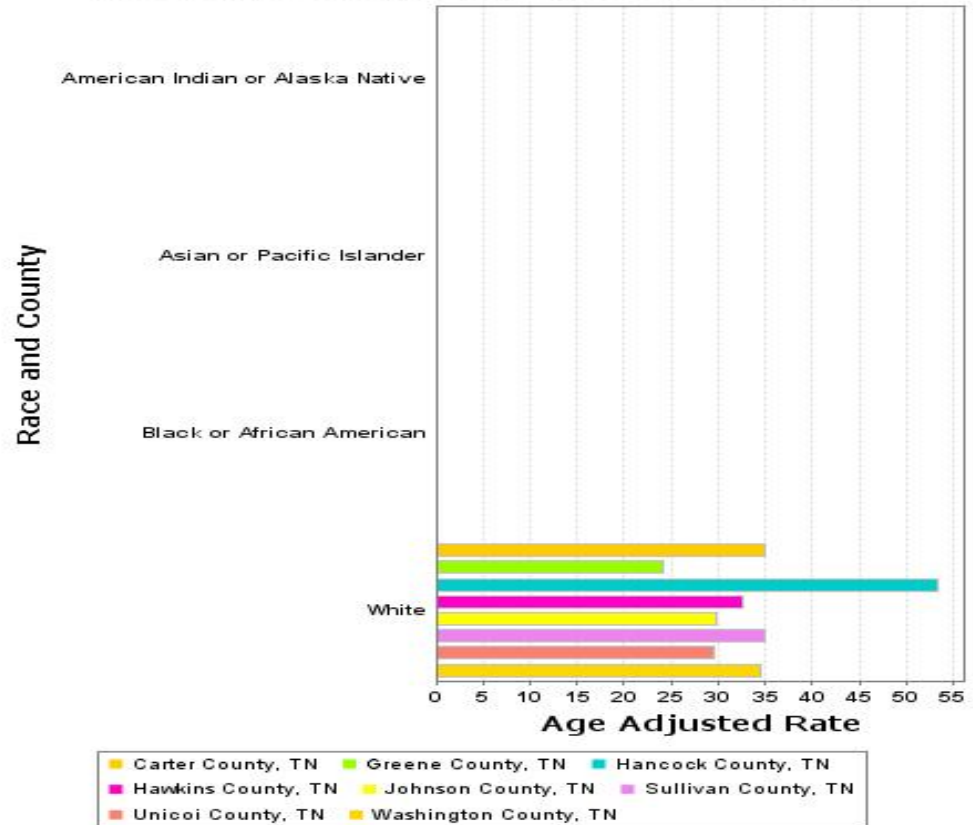
Orimaye, S.O - Association between Alzheimer's disease and Rural Northeast Tennessee Region.

# Background (contd.)

Age Adjusted Rate By Gender and County



Age Adjusted Rate By Race and County



Age-Adjusted Mortality Rate by Gender and Race in Northeast Tennessee. The data for other races are suppressed by the CDC chart generator.

Source: Centers for Disease Control and Prevention, National Center for Health Statistics. Underlying Cause of Death 1999-2015 on CDC WONDER Online Database, released December, 2016

# Purpose

- We examined the **association** between **Alzheimer's Disease (AD)** and the **Northeast Tennessee** counties compared to **other** counties in Tennessee using **Prevalence Odds Ratio (POR)**.
  - *The POR gives an unbiased estimate of the incidence rate ratio (Pearce, 2004).*

# Methodology

- Cross-sectional study & Data source triangulation
- Compares POR of rural versus urban counties
  - Rural vs. Urban counties in Northeast Tennessee
  - Northeast Tennessee region vs. other counties in Tennessee.
  - RUCC code 1-5 (Urban > 20,000 population); 6-9 (Rural < 20000 population)
- Sample
  - Centers for Medicare and Medicaid Services (CMS) Geographic Variation Public Use File on Alzheimer's Disease (2013-2015)
  - Quantitative survey of experts' observations about AD within the Northeast Tennessee region.

# Results & Discussion

Table 1: Prevalence Odds Ratio **Rural vs. Urban counties** in **Northeast Tennessee region** from **2013-2015**

Year	POR	95% Confidence Interval	
		Lower	Upper
2013	1.183 ↑	1.113	1.258
2014	1.047 ↓	0.982	1.117
2015	1.190 ↑	1.121	1.264



# Results & Discussion

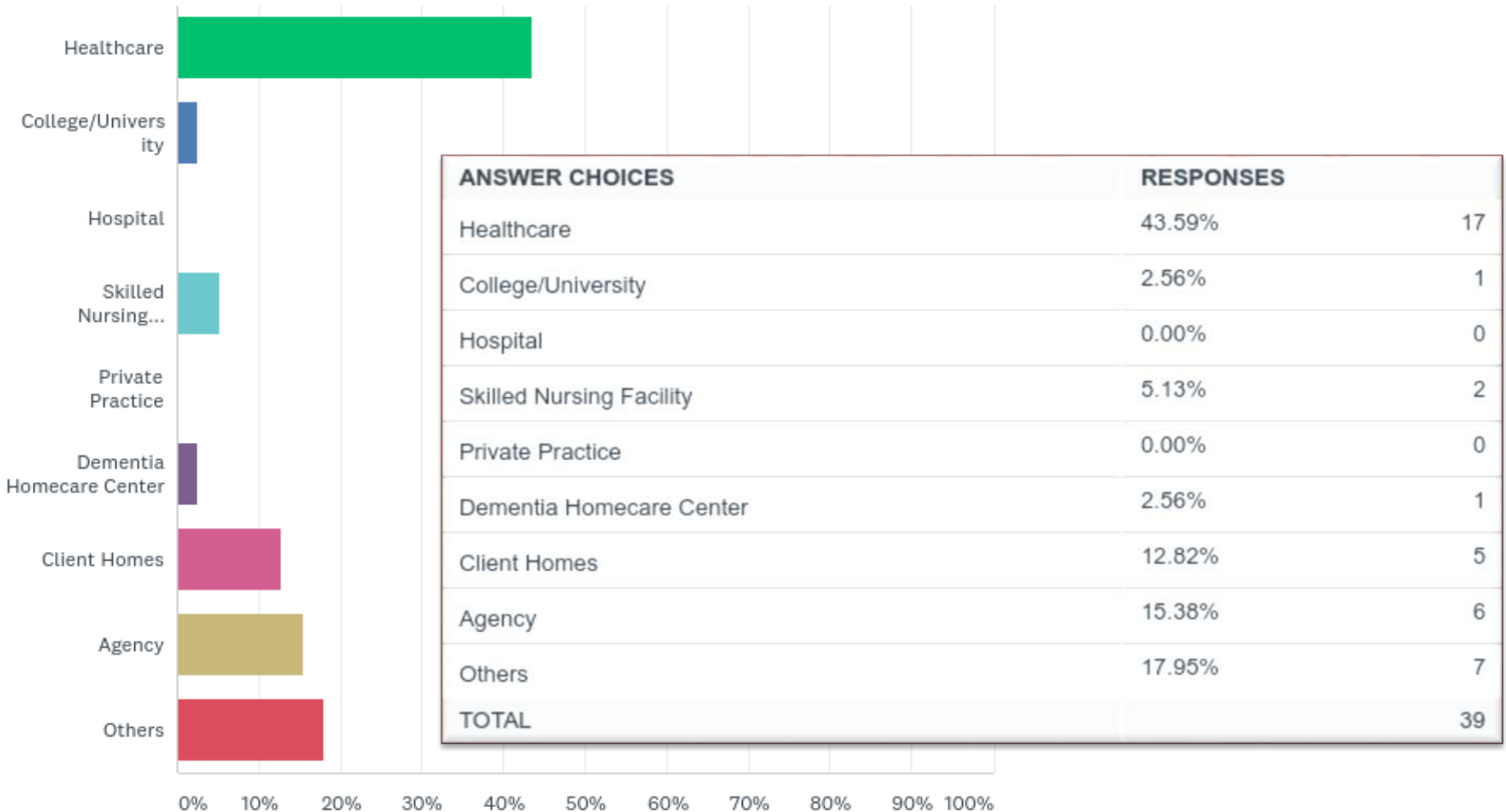
Table 2: Prevalence Odds Ratio **Northeast region counties** vs. **other counties in Tennessee** from **2013-2015**

Year	POR	95% Confidence Interval	
		Lower	Upper
2013	1. <b>227</b> ↓	1.203	1.250
2014	1. <b>225</b> ↓	1.202	1.249
2015	1. <b>212</b> ↓	1.189	1.235

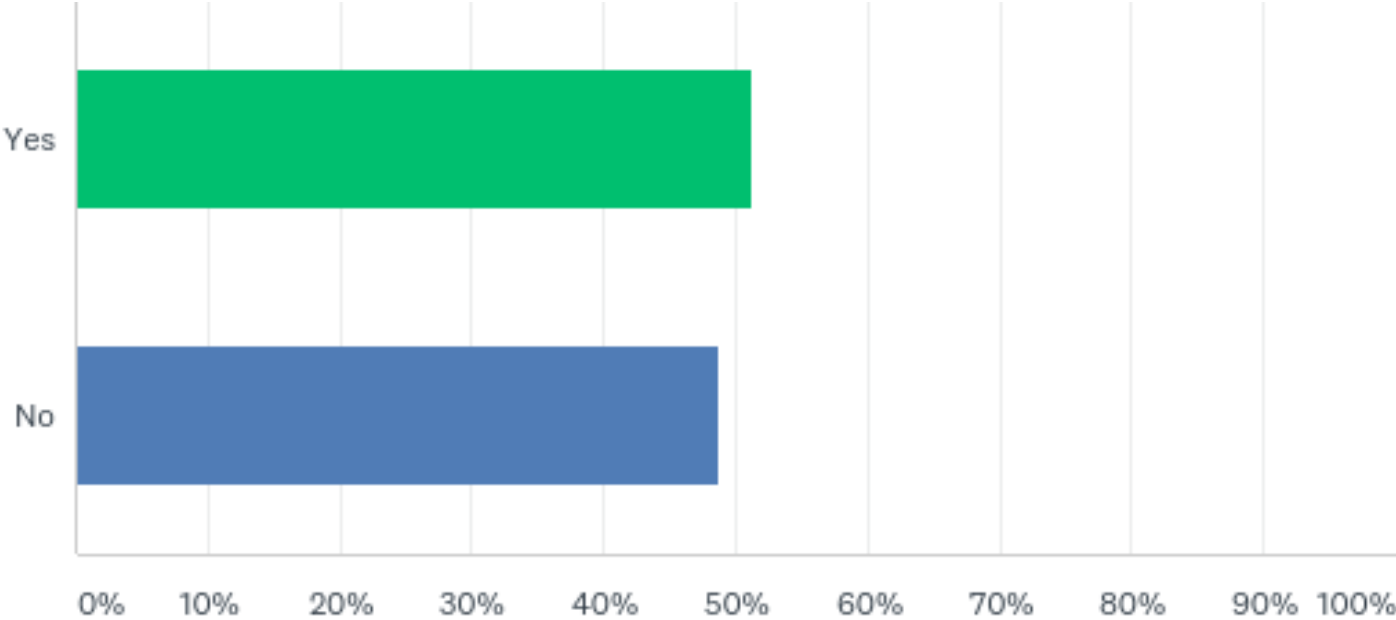


# Results & Discussion

## Survey: Expert and Professionals observations

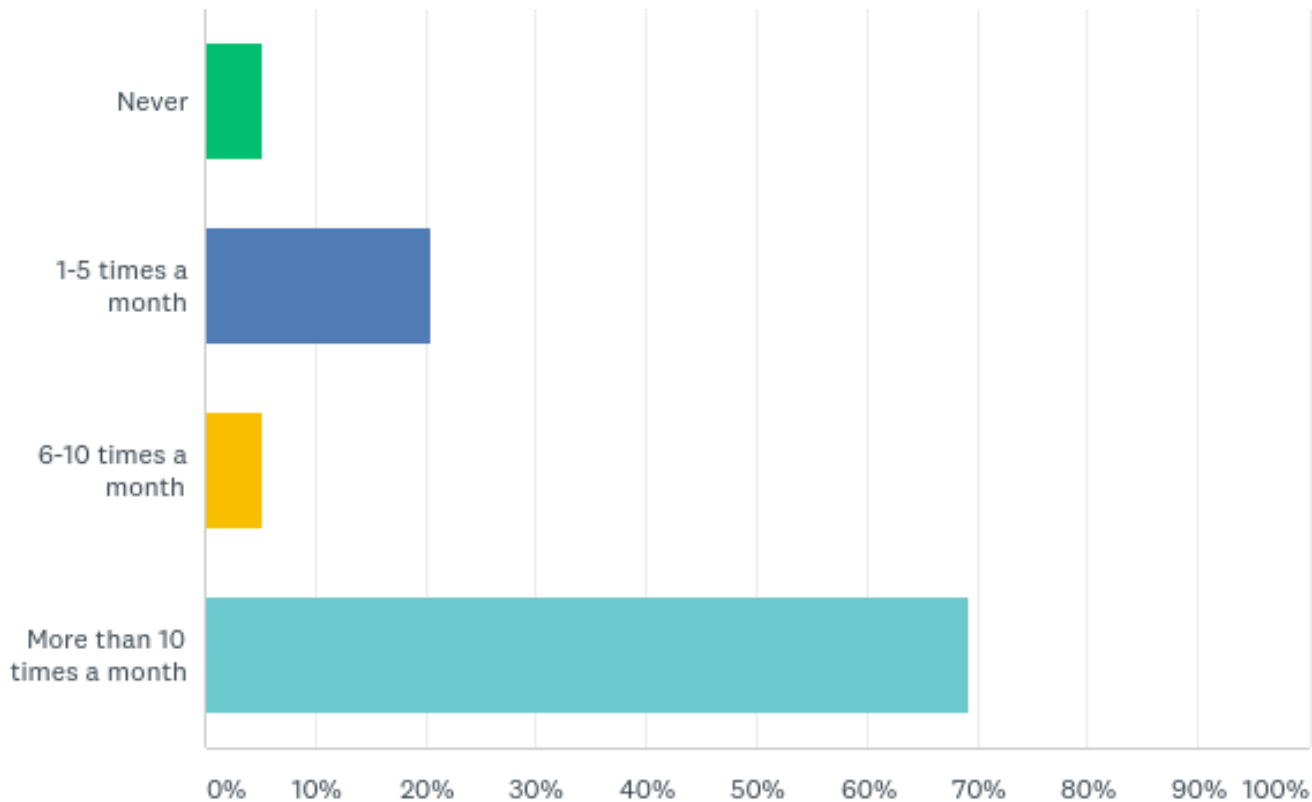


# Survey: formal training in Alzheimer's disease research/practice?

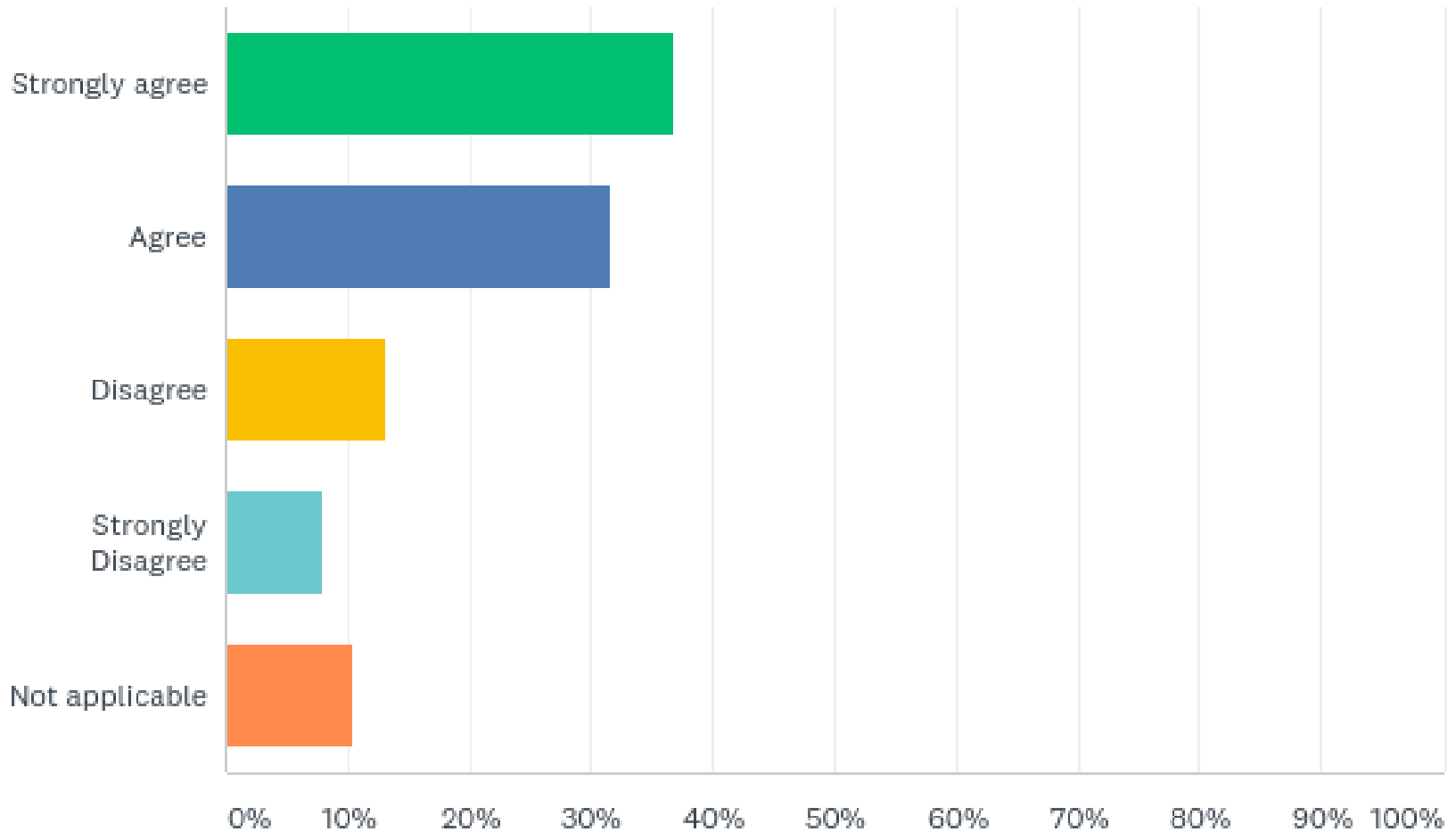


ANSWER CHOICES	RESPONSES	
Yes	51.28%	20
No	48.72%	19
<b>TOTAL</b>		<b>39</b>

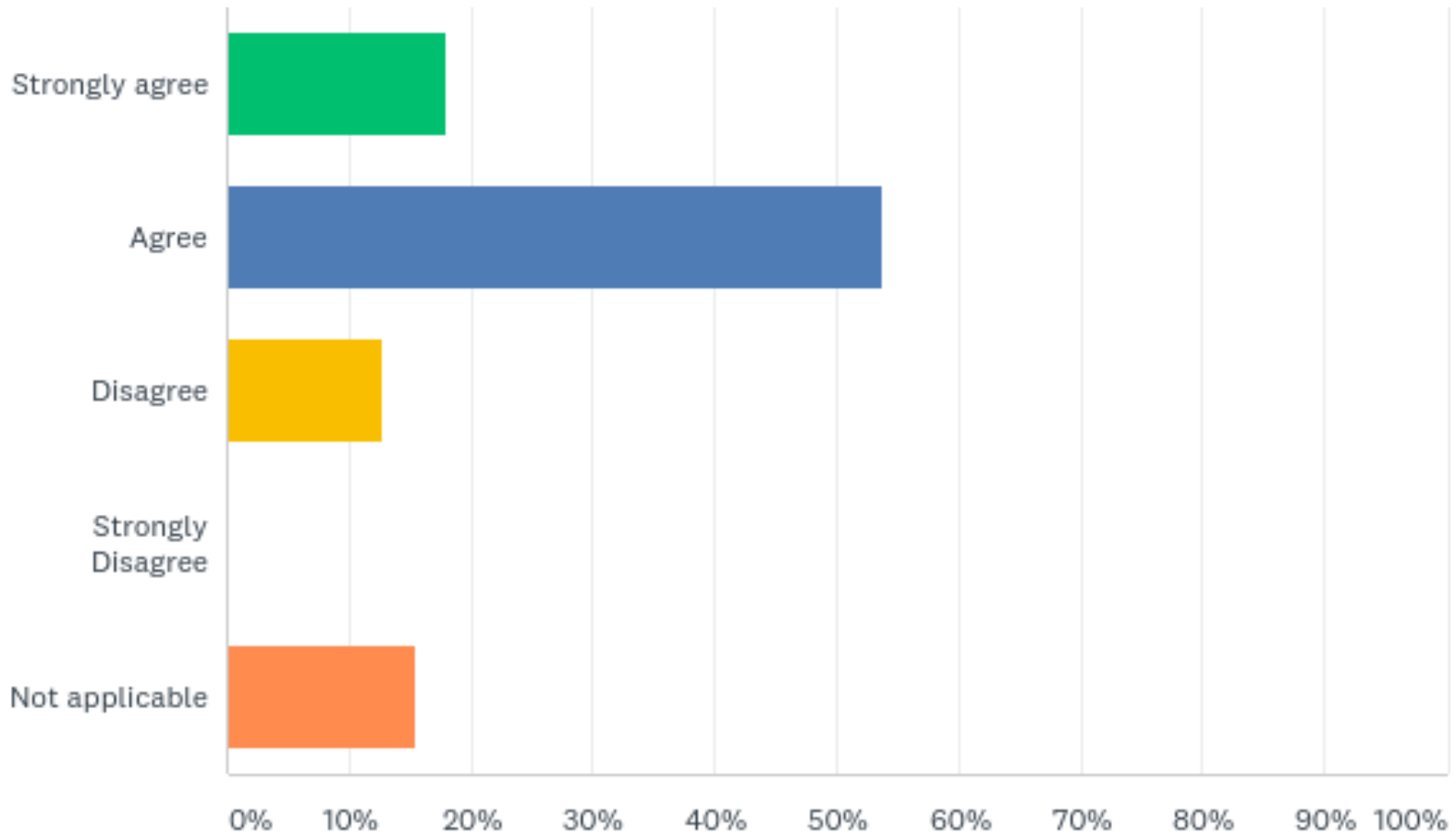
# Survey: How often do you work with AD individuals or family members of individuals with Alzheimer's disease?



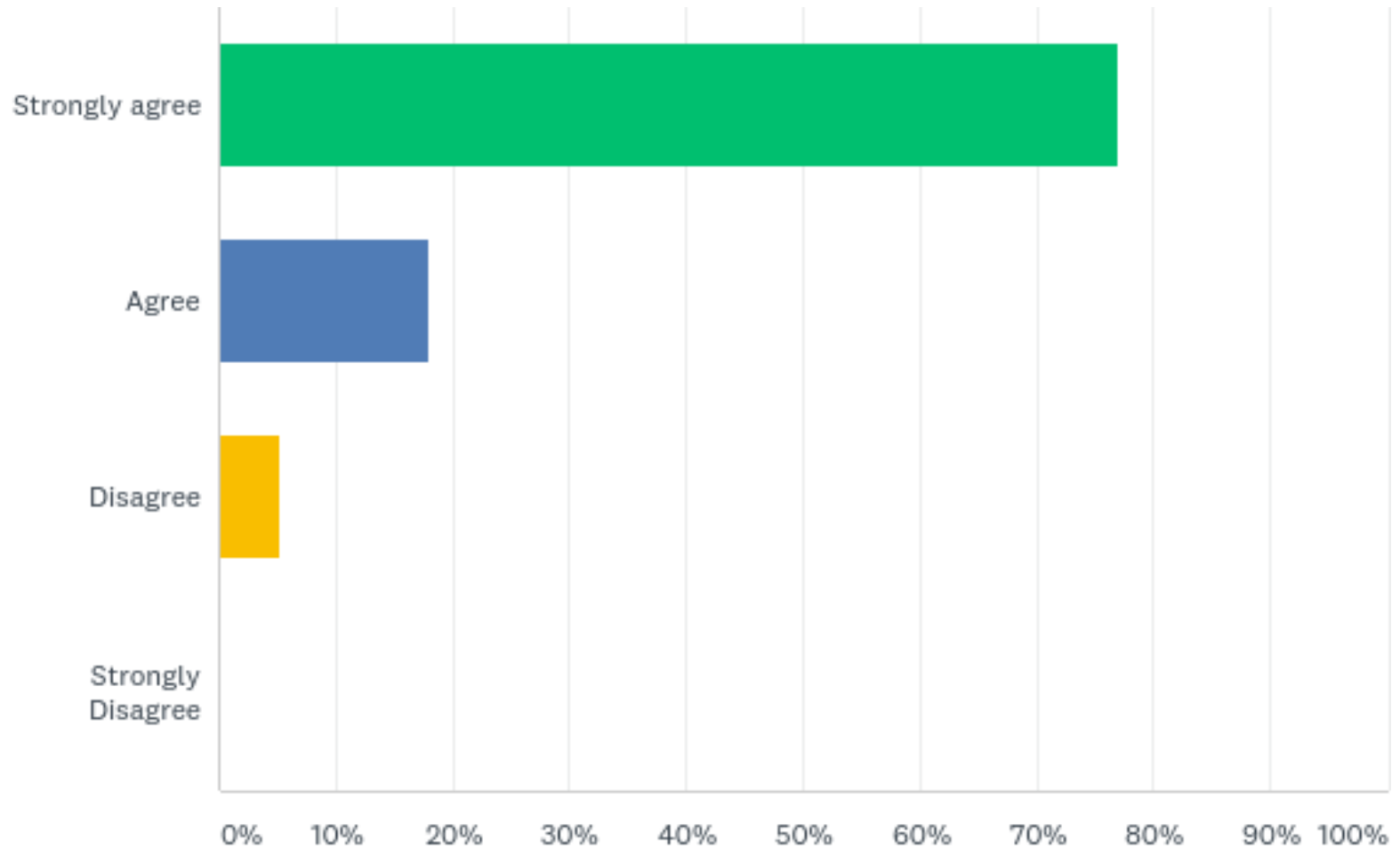
**Survey:** Compared to five years ago, I currently work with more individuals with AD or family members of individuals with AD.



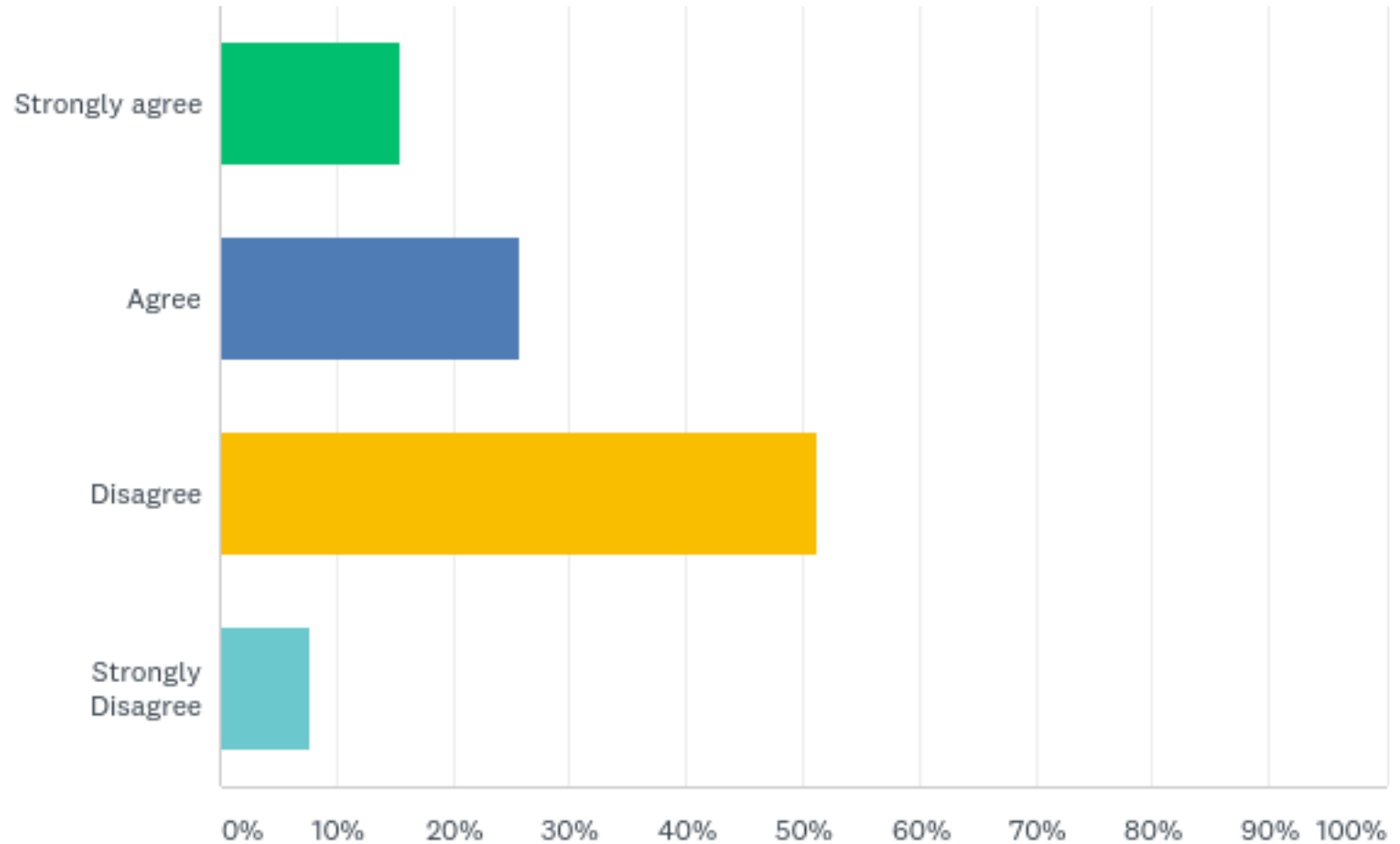
**Survey:** Compared to five years ago, the **Northeast Tennessee region** has a higher number of **late stage diagnosis of AD** compared to **early stage diagnosis**.



# Survey: Early screening or diagnosis could prolong the lives of people living with Alzheimer's disease.

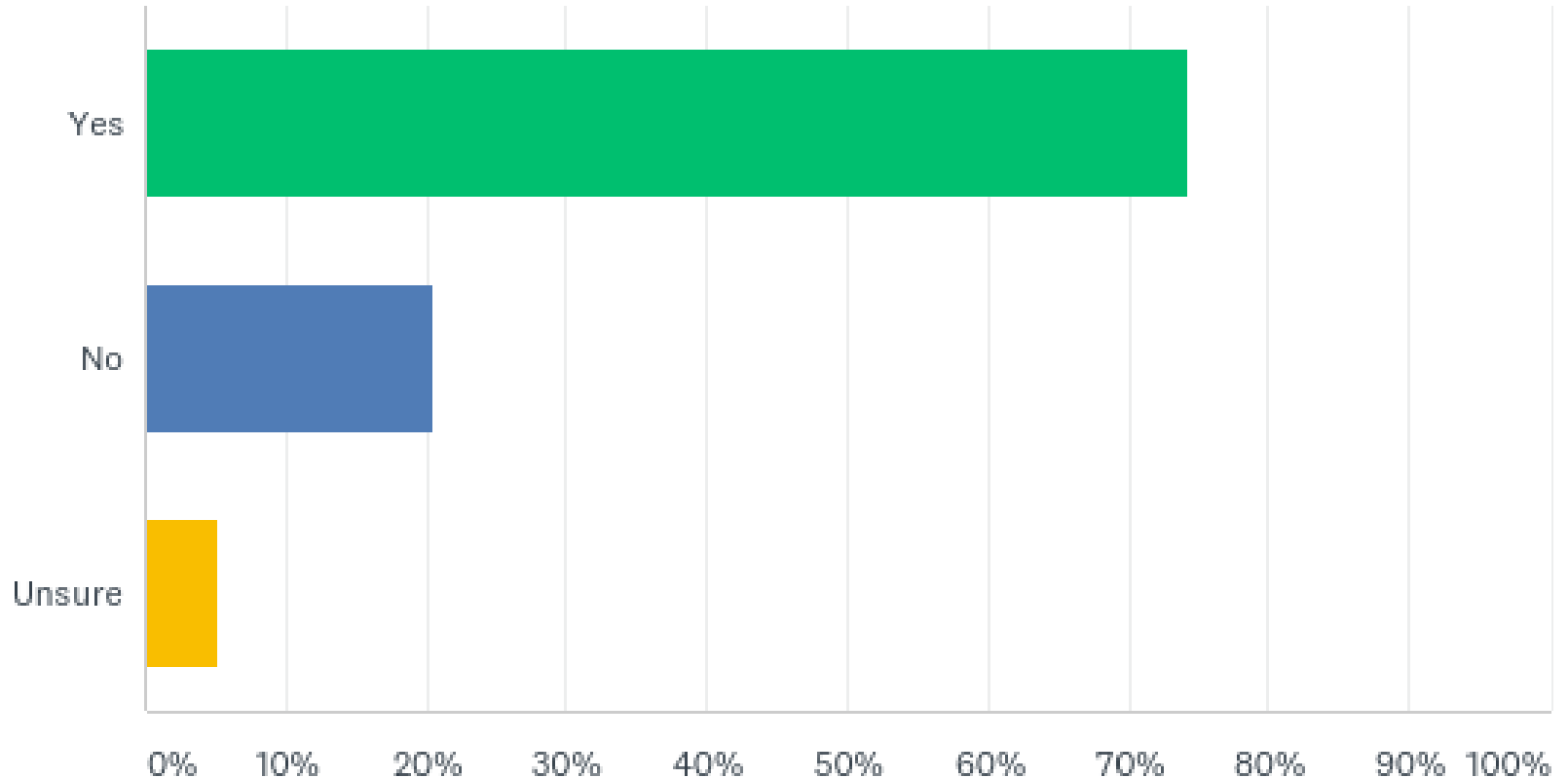


# Survey: I regularly hear about screening for Alzheimer's disease in my community.

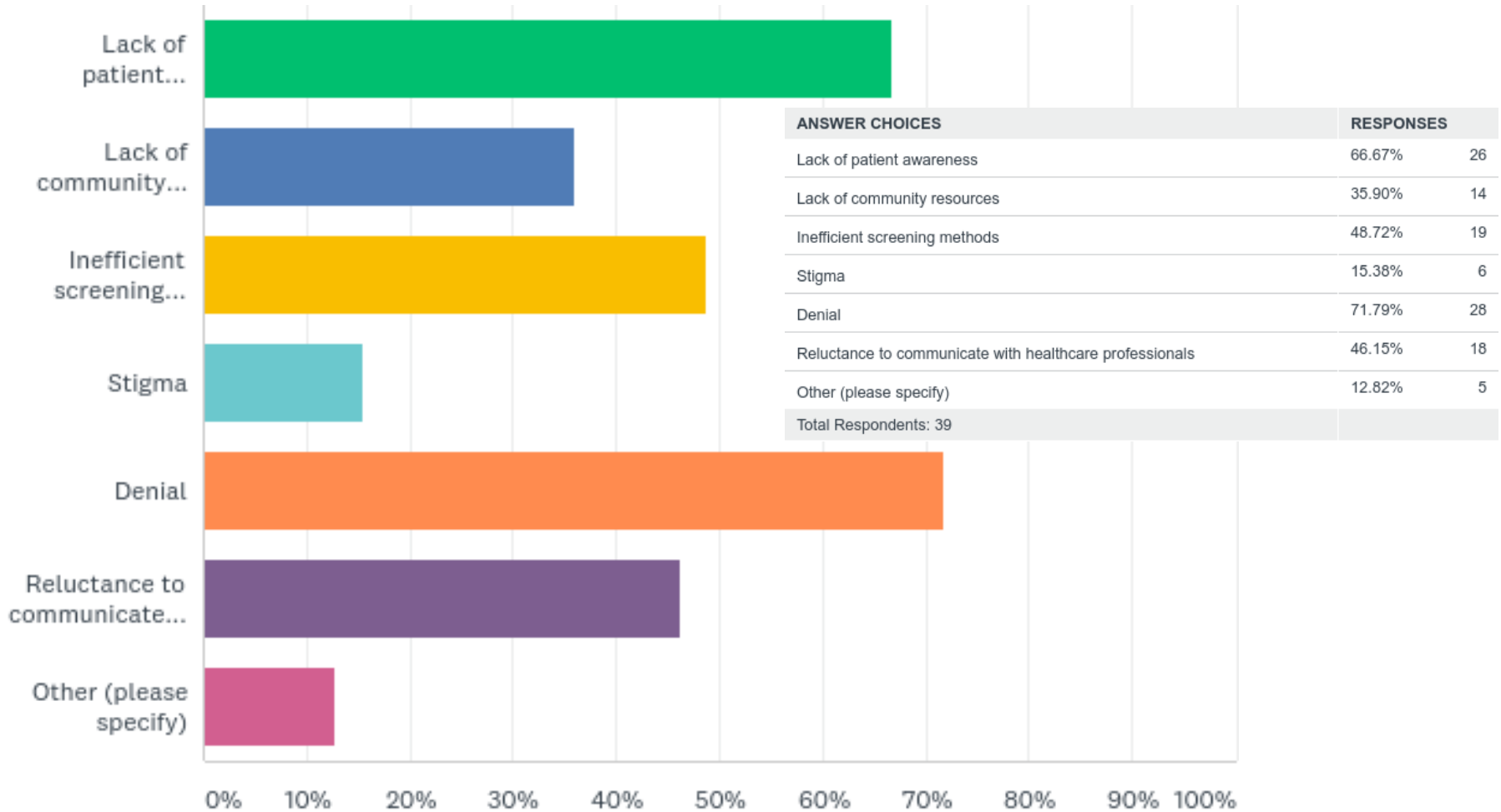




**Survey:** I know someone or families who have talked about the **positive impact of early intervention** for a family member living with Alzheimer's disease.



# Survey: Select the top three (3) barriers to early diagnosis of Alzheimer's disease in our region.



# Limitations

- The prevalence is based on Medicare **beneficiaries only**.
- Some individuals with incidence of AD **may not be eligible** for Medicare.
- Prevalence **based on the sensitivity of the diagnostic instrument** (Bradford et al. 2009).
- **Self-reported** survey instrument.

# Conclusion

- **Rural Northeast Tennessee** counties and the **Northeast Tennessee region** are at **increased odds of the prevalence of AD**.
- **Experts and professionals' observations corroborate our findings** that there are more cases of AD in the region compared to the last five years.

# Acknowledgements

- Dr. Jodi Southerland, DrPH, MA
- Ms. Carter Manning Wade, MBA
- Dr. Weierbach Florence, PhD, MSN, MPH, RN
- Centers for Medicare and Medicaid Services, [https://www.cms.gov/Research-Statistics-Data-and-Systems/Statistics-Trends-and-Reports/Medicare-Geographic-Variation/GV\\_PUF.html](https://www.cms.gov/Research-Statistics-Data-and-Systems/Statistics-Trends-and-Reports/Medicare-Geographic-Variation/GV_PUF.html)
- The First TN Area Agency on Aging and Disability (**Net-Vac**), <https://www.ftaaad.org/net-vac/>
- ETSU IRB, <https://www.etsu.edu/irb/>

# References

1. Abner, E. L., Jicha, G. A., Christian, W. J., & Schreurs, B. G. (2016). Rural-Urban Differences in Alzheimer's Disease and Related Disorders Diagnostic Prevalence in Kentucky and West Virginia. *The Journal of Rural Health, 32*(3), 314-320.
2. Bradford A, Kunik ME, Schulz P, Williams SP, Singh H. (2009). Missed and Delayed Diagnosis of Dementia in Primary Care: Prevalence and Contributing Factors. *Alzheimer disease and associated disorders. 23*(4):306-314. doi:10.1097/WAD.0b013e3181a6bebc.
3. Furiak NM, Klein RW, Kahle-Wroblewski K, Siemers ER, Sarpong E, Klein TM. (2010) Modeling screening, prevention, and delaying of Alzheimer's disease: an early-stage decision analytic model. *BMC Medical Informatics and Decision Making.10*(24) doi:10.1186/1472-6947-10-24.
4. Hebert, L. E., Weuve, J., Scherr, P. A., & Evans, D. A. (2013). Alzheimer disease in the United States (2010–2050) estimated using the 2010 census. *Neurology, 80*(19), 1778-1783.
5. Mattos, M. K., Snitz, B. E., Lingler, J. H., Burke, L. E., Novosel, L. M., & Sereika, S. M. (2017). Older Rural-and Urban-Dwelling Appalachian Adults With Mild Cognitive Impairment. *The Journal of Rural Health, 33*(2), 208-216.
6. Pearce N. (2004). Effect Measures in Prevalence Studies. *Environmental Health Perspectives, 112*(10):1047-1050. doi:10.1289/ehp.6927.
7. Takizawa C., Thompson P.L., van Walsem A., Faure C., Maier W.C. (2015). Epidemiological and economic burden of Alzheimer's disease: a systematic literature review of data across Europe and the United States of America. *J Alzheimers Dis. 43*:1271–1284
8. Taylor, C. A. (2017). Deaths from Alzheimer's Disease—United States, 1999–2014. *MMWR. Morbidity and Mortality Weekly Report, 66*.
9. Thompson ML, Myers JE, Kriebel D. (1998). Prevalence odds ratio or prevalence ratio in the analysis of cross sectional data: what is to be done? *Occupational and Environmental Medicine. 55*:272-277.
10. World Health Organization. (2014). Alzheimer's Disease International. Dementia: a public health priority; 2012. *World Health Organization. Available at: www.who.int/mental\_health/publications/dementia\_report\_2012/en/index.html. Accessed January, 12.*