

The Cupola

Scholarship at Gettysburg College

Musselman Library Staff Publications

Musselman Library

4-11-2019

Ensemble Cast: Reinventing First-Year Library Orientation to Feature All Departments

Mallory R. Jallas
Gettysburg College

Kevin Moore
Gettysburg College

Follow this and additional works at: <https://cupola.gettysburg.edu/librarypubs>

 Part of the [Information Literacy Commons](#)

[Share feedback](#) about the accessibility of this item.

Recommended Citation

Jallas, Mallory and Kevin Moore. "Ensemble Cast: Reinventing First-Year Library Orientation to Feature All Departments." Poster presented at the ACRL conference, Cleveland, OH, April 11, 2019.

This open access conference material is brought to you by The Cupola: Scholarship at Gettysburg College. It has been accepted for inclusion by an authorized administrator of The Cupola. For more information, please contact cupola@gettysburg.edu.

Ensemble Cast: Reinventing First-Year Library Orientation to Feature All Departments

Abstract

Hear how library staff reimagined their first-year student orientation activity in order to highlight the work being done by individual departments and communicate how each department supports the library as a whole. The poster will explore the first-year library orientation passport activity that got students moving around the library building to engage with each department and collect passport stamps.

This is a modified PowerPoint version of the poster, which had been created in the digital iPoster system.

Keywords

Musselman Library, Gettysburg College, first year orientation, library staff

Disciplines

Information Literacy | Library and Information Science

Comments

This poster was presented at the Association of College and Research Libraries conference in Cleveland, OH on April 11, 2019.

Creative Commons License



This work is licensed under a [Creative Commons Attribution 4.0 License](https://creativecommons.org/licenses/by/4.0/).

Ensemble Cast: Reinventing First-Year Library Orientation to Feature All Departments

Mallory Jallas & Kevin Moore

Gettysburg College

Background & Context

- The Charting Your Course (CYC) orientation gives us the opportunity to connect with first-year students during their first week of fall semester classes
 - In past years we have reached upwards of 85% of first-year students
- Two major sources of new students' library anxiety include:
 - Not knowing where library service points are located (Vibancic & Byerley, 2018)
 - Not knowing who to approach with questions about specific library services and collections (Collins & Dodsworth, 2011)

Traditionally, our Research & Instruction department designed a

OPEN

Collaborative Work

Working Group Meetings:

Orientation Planning Work:

Meetings with library departments

April-May 2018

Communicating with campus organizers for orientation

OPEN

Orientation Activity

Welcome to Musselman Library!

Goals for today:

- Get familiar with the library layout & services
- Meet friendly library staff
- Explore library collections

Activity Instructions:

- Visit each department in Musselman Library to earn stamps for your passport
- Once you've collected 5 stamps return to the main floor to get credit & a prize

Scholarly Communications

- Students watched a brief video, and discussed Open Access resources with Scholarly Communications staff

OPEN

Assessment

Students

- Completed a survey two weeks after orientation ended
- Respondents' names were entered into a drawing for a \$25 campus bookstore gift card
- Answered four Likert scale prompts and three open-response questions from previous CYC surveys
- Data collected solely for internal use

OPEN

Takeaways

- Initial meetings with library departments gave us insight into students' information needs from our colleagues' perspectives
- Developing orientation-wide learning outcomes allowed us to decentralize the activity planning while maintaining a cohesive vision for the student experience
- Requiring each department's activity to take 3-5 minutes and restricting handouts to bookmark-sized materials helped prevent cognitive overload

OPEN

AUTHOR INFORMATION

ABSTRACT

REFERENCES

CONTACT AUTHOR

PRINT

GET IPOSTER

This is a modified PowerPoint version of a poster presented at ACRL 2019. The original presentation used the iPoster platform.

Ensemble Cast: Reinventing First-Year Library Orientation to Feature All Departments

Mallory Jallas

Kevin Moore

Musselman Library, Gettysburg College

Poster presented at the Association of College and
Research Libraries conference

Cleveland, OH

April 11, 2019

Abstract

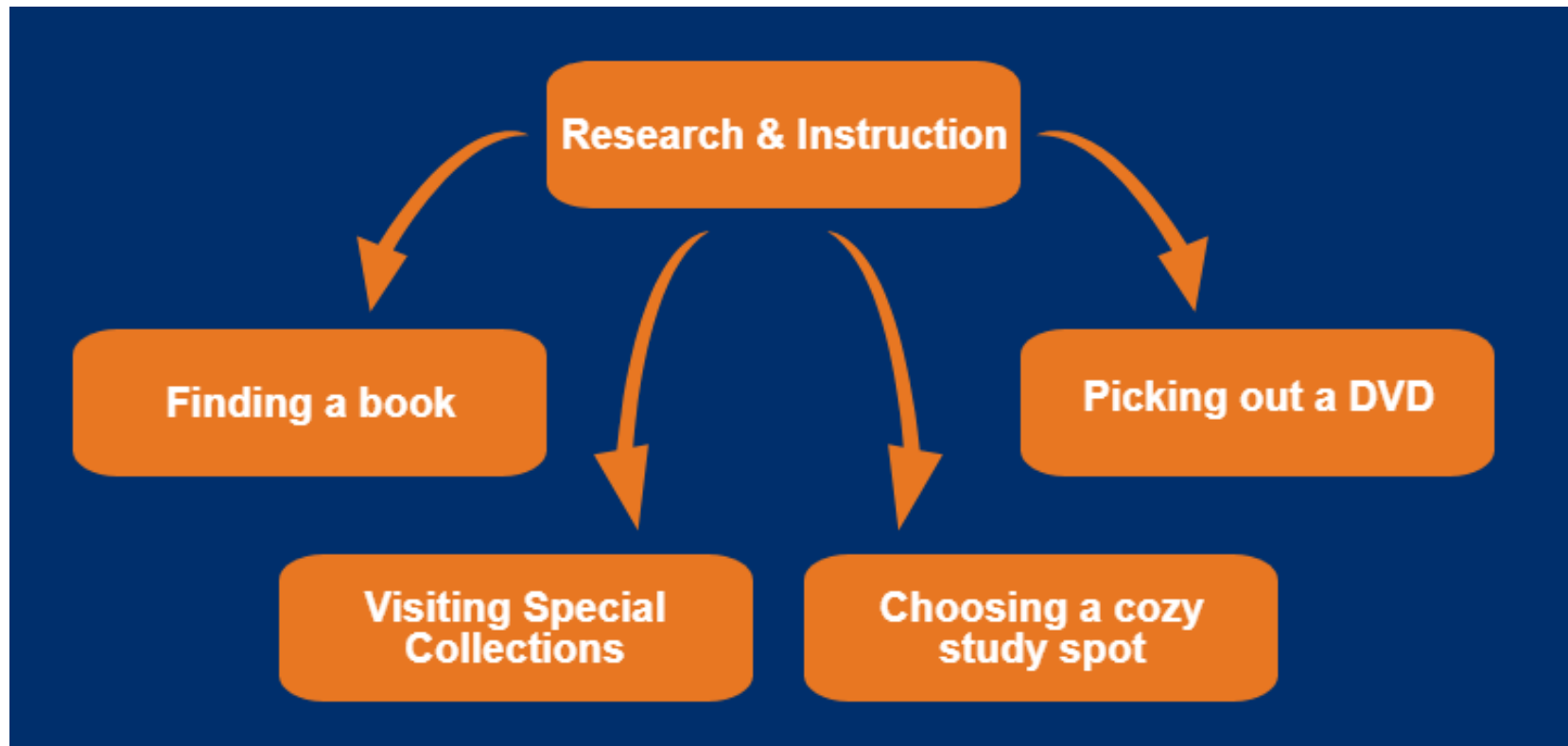
Hear how library staff reimagined their first-year student orientation activity in order to highlight the work being done by individual departments and communicate how each department supports the library as a whole. The poster will explore the first-year library orientation passport activity that got students moving around the library building to engage with each department and collect passport stamps.

Background & Context

- The Charting Your Course (CYC) orientation gives us the opportunity to connect with first-year students during their first week of fall semester classes
 - In past years we have reached upwards of 85% of first-year students
- Two major sources of new students' library anxiety include:
 - Not knowing where library services are located (Vrbancic & Byerley, 2018)
 - Not knowing who to approach with questions about specific library services and collections (Collins & Dodsworth, 2011)

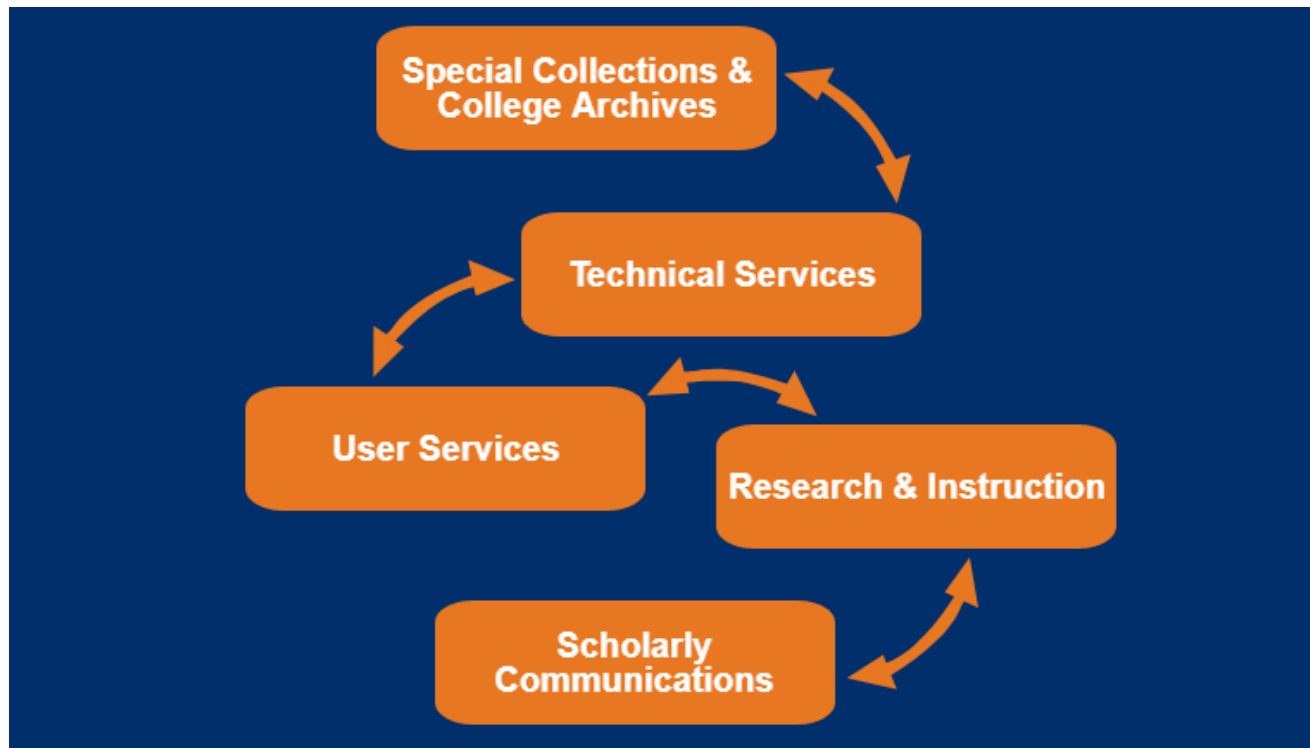
Background & Context, cont.

- Traditionally, our Research & Instruction department designed a scavenger-hunt-style orientation and then recruited other library staff members to help run the activity



Background & Context, cont.

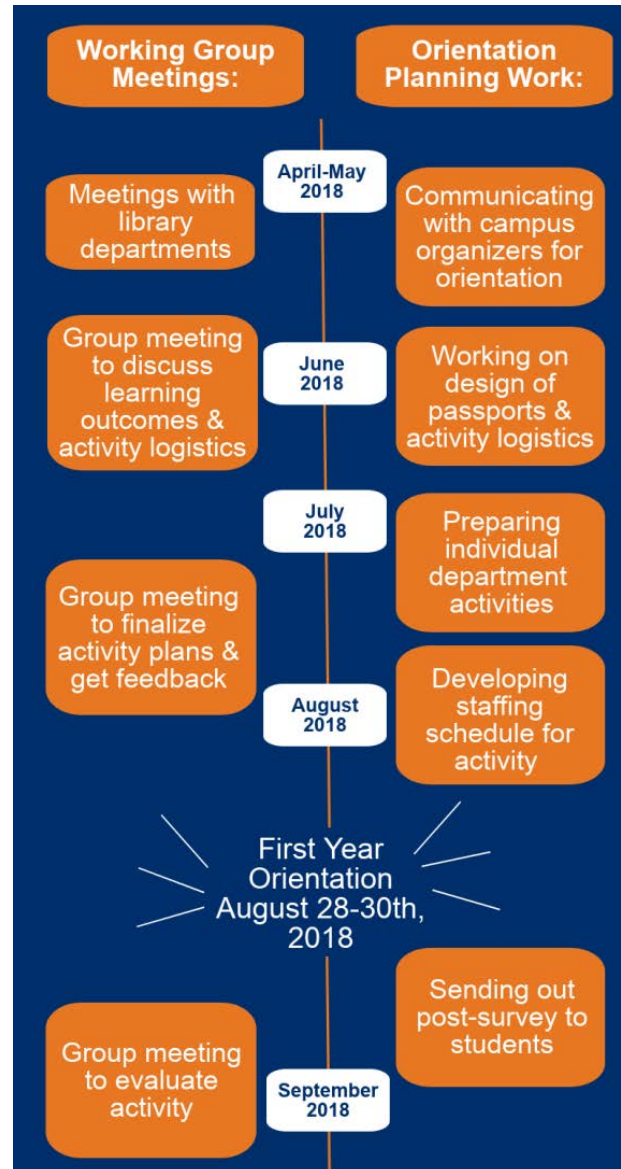
- We decided to revisit this approach in advance of the fall 2018 orientation. One of our goals was to decentralize the planning process and give individual departments more agency over how they would introduce themselves to first-year students



Background & Context, cont.

- Student Learning Outcomes
 - Gain familiarity with Musselman Library layout and service points in order to effectively navigate the library
 - Interact with friendly library staff in order to know from whom to get help when needed
 - Explore library collections in order to access information in a variety of formats

Collaborative Work



Orientation Activity

Welcome to Musselman Library!

Goals for today:

- Get familiar with the library layout & services
- Meet friendly library staff
- Explore library collections


Activity Instructions:

- Visit each department in Musselman Library to earn stamps for your passport
- Once you've collected 5 stamps return to the main floor to get credit & a prize

Orientation Activity, cont.

Scholarly Communications

- Students watched a brief video and discussed Open Access resources with Scholarly Communications staff



Link to video: <https://www.youtube.com/watch?v=3ffusjdTQF4>

Orientation Activity, cont.

User Services

- Students played a memory style matching game to identify materials that can be checked out from the library



Orientation Activity, cont.

Research & Instruction

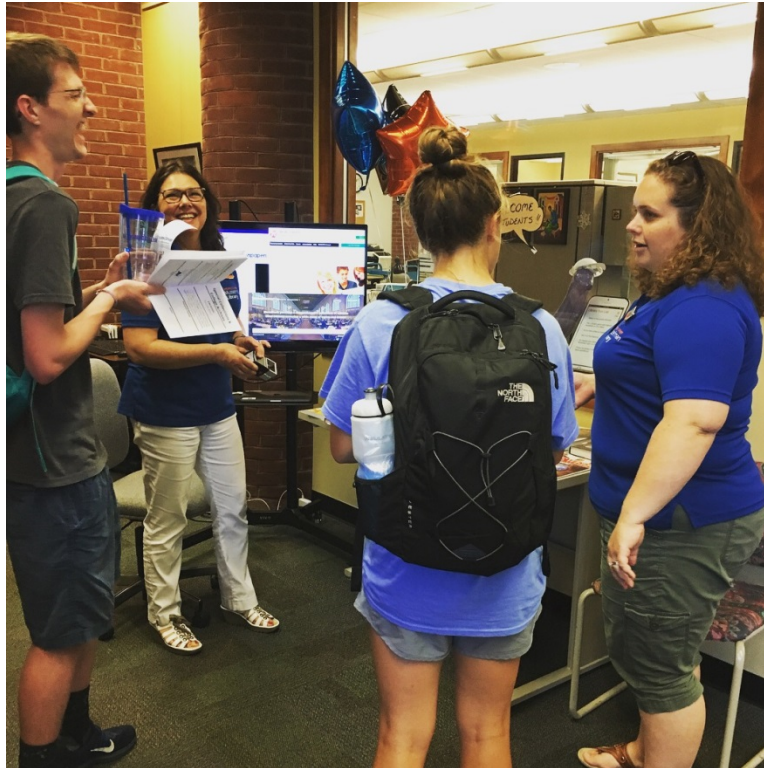
- Students spun a wheel to learn about research services and ways to get help from the Research Help Desk



Orientation Activity, cont.

Technical Services

- Students learned more about various electronic collections, including streaming film, ebooks, and digital newspaper access



Orientation Activity, cont.

Special Collections & College Archives

- Students explored a collection of college yearbooks and an exhibit



Assessment

Students

- Completed a survey two weeks after orientation ended
- Respondents' names were entered into a drawing for a \$25 campus bookstore gift card
- Answered four Likert scale questions and three open-response questions from previous CYC surveys
- Data collected solely for internal use

Assessment, cont.

Likert Scale Prompts

- During the CYC library activity, I learned the location of different service points
- During the CYC library activity, I learned how and where I can seek help from library staff
- The library staff were helpful and friendly during the CYC library activity
- Overall, the CYC library activity provided a good introduction to the library's collections

Open Response Questions

- What did you find most helpful about the activity?
- What did you find least helpful about the activity?
- Do you have anything else you would like to tell us?

Assessment, cont.

Library Staff

- Working group unanimously agreed to reuse this new structure for future CYC activities
- Anecdotally, library staff reported feeling more invested in their portion of the activity
- Departments that were traditionally underrepresented in the previous activity (i.e. Scholarly Communications and Technical Services) appreciated having a more equitable platform

Takeaways

- Initial meetings with library departments gave us insight into students' information needs from our colleagues' perspectives
- Developing orientation-wide learning outcomes allowed us to decentralize the activity planning while maintaining a cohesive vision for the student experience
- Requiring each department's activity to take 3–5 minutes and restricting handouts to bookmark-sized materials helped prevent cognitive overload
- Bottlenecking caused delays at a few stations
 - As a library, we hope to be more intentional about designing activities that can be joined midway through or completed as a small group instead of as individuals

References

- Anders, K. C., German, E. M., & Graves, S. J. (2016). Using student volunteers in library orientations. *Practical Academic Librarianship: The International Journal of the SLA Academic Division*, 6(2), 17–30.
- Brown, A.G., Weingart, S., Johnson, J.R.J., & Dance, B. (2004). Librarians don't bite: Assessing library orientation for freshmen. *Reference Services Review*, 32, 394–403. doi: 10.1108/00907320410569752
- Collins, N., & Dodsworth, E. (2011). Reaching first-year students during orientation week. *Partnership: The Canadian Journal of Library and Information Practice and Research; Toronto*, 6(2), 1–8.
- Hughes, H., Hall, N., Pozzi, M., Howard, S., & Jaquet, A. (2016). Passport to study: Flipped library orientation for international students. *Australian Academic & Research Libraries*, 47, 124–142. doi: 10.1080/00048623.2016.1225552
- Manus, S. J. B. (2009). Librarian in the classroom: An embedded approach to music information literacy for first-year undergraduates. *Notes: Quarterly Journal of the Music Library Association*, 66, 249–261.
- Vrbancic, E. K., & Byerley, S. L. (2018). High-touch, low-tech: Investigating the value of an in-person library orientation game. *College & Undergraduate Libraries*, 25, 39–51. doi: 10.1080/10691316.2017.1318429

Author Information

Mallory Jallas is a Research & Instruction Librarian at Gettysburg College's Musselman Library. She is the co-coordinator of the library's Peer Research Mentor program. Her work focuses on information literacy instruction, reference service, and library marketing. She received the MS in Library and Information Science from the University of Illinois at Urbana-Champaign

Kevin Moore designs and leads information literacy instruction sessions for students from all disciplines while also serving as Musselman Library's liaison to the biology and psychology departments. He holds an MSLIS from the University of Illinois at Urbana-Champaign as well as a BA in biology from Whitman College.